



CKMC Race Meeting

Sorted on best lap time


Formula Vee UK

Mondello Park National Circuit 1.850 km

Qualifying

07/07/2018 09:50

Qualifying (15:00 Time) started at 9:58:25



Pos	No.	Name	Car	Laps	Best Tm	In Lap	Diff	Gap	Best Speed	2nd Best
1	6	Graham Gant	WEV FV01 / 1600cc	12	1:02.229	5			107.024	1:02.598
2	81	Jimmy Furlong	Formula Sheane Vee / 1600cc	11	1:02.547	4	0.318	0.318	106.480	1:02.728
3	4	Ian Jordan	Sheane Jordan / 1600cc	12	1:02.673	5	0.444	0.126	106.266	1:03.151
4	24	Daniel Hands	GAC Vee / 1600cc	12	1:02.791	9	0.562	0.118	106.066	1:02.933
5	92	Craig Pollard	Bears GAC / 1600cc	12	1:02.868	9	0.639	0.077	105.936	1:02.904
6	77	James Harridge	Maverick Vee / 1600cc	12	1:02.894	11	0.665	0.026	105.892	1:03.022
7	55	Peter Studer	TCR Challenger / 1600cc	12	1:03.390	8	1.161	0.496	105.064	1:03.412
8	50	Steve Ough	AHS Dominator / 1600cc	12	1:04.716	12	2.487	1.326	102.911	1:05.148
9	8	Tim Probert	Formula Vee / 1600cc	12	1:04.963	10	2.734	0.247	102.520	1:05.009
10	10	Bill Garner	Sheane Mk2 TWR DHC / 1600	11	1:05.463	7	3.234	0.500	101.737	1:05.624
11	28	Sam Engineer	Storm SE2 / 1600cc	12	1:05.815	5	3.586	0.352	101.193	1:05.822
12	11	Rik Lanyi	AHS Dominator / 1600cc	8	1:06.244	7	4.015	0.429	100.537	1:06.903
13	18	James Cater	RTV Sheane / 1600cc	11	1:06.802	11	4.573	0.558	99.698	1:07.864
14	21	Jason Chatten	GAC FV / 1600cc	11	1:07.876	11	5.647	1.074	98.120	1:08.132
15	22	Dave Wallis	AHS Challenger / 1600cc	11	1:08.187	10	5.958	0.311	97.673	1:09.173

Results provisional until the conclusion of judicial & technical matters

Orbits

Clerk of the Course:

Results available on www.Timing.ie

Chief Timekeeper:



CKMC Race Meeting

Formula Vee UK

Mondello Park National Circuit 1.850 km

Qualifying

07/07/2018 09:50

Qualifying (15:00 Time) started at 9:58:25

Driver	Pos	Time	Delta	Driver	Pos	Time	Delta
(6) Graham Gant				(50) Steve Ough			
1	1:11.105	+8.876		1	1:12.365	+7.649	
2	1:03.930	+1.701		2	1:08.057	+3.341	
3	1:03.134	+0.905		3	1:06.095	+1.379	
4	1:02.844	+0.615		4	1:05.570	+0.854	
5	1:02.229			5	1:05.537	+0.821	
6	1:03.981	+1.752		6	1:06.644	+1.928	
7	1:02.598	+0.369		7	1:05.944	+1.228	
8	1:08.404	+6.175		8	1:05.960	+1.244	
9	1:02.711	+0.482		9	1:07.147	+2.431	
10	1:03.038	+0.809		10	1:05.148	+0.432	
11	1:03.003	+0.774		11	1:05.635	+0.919	
12	1:03.373	+1.144		12	1:04.716		
(81) Jimmy Furlong				(8) Tim Probert			
1	1:09.533	+6.986		1	1:13.442	+8.479	
2	1:03.375	+0.828		2	1:06.767	+1.804	
3	1:02.750	+0.203		3	1:06.676	+1.713	
4	1:02.547			4	1:05.009	+0.046	
5	1:02.728	+0.181		5	1:07.149	+2.186	
6	1:04.520	+1.973		6	1:05.564	+0.601	
7	1:03.450	+0.903		7	1:05.462	+0.499	
8	1:02.751	+0.204		8	1:06.651	+1.688	
9	1:03.016	+0.469		9	1:08.372	+3.409	
10	1:03.263	+0.716		10	1:04.963		
11	1:03.409	+0.862		11	1:05.133	+0.170	
(4) Ian Jordan				(10) Bill Garner			
1	1:12.239	+9.566		1	1:13.537	+8.074	
2	1:05.107	+2.434		2	1:05.847	+0.384	
3	1:04.118	+1.445		3	1:06.518	+1.055	
4	1:03.151	+0.478		4	1:05.979	+0.516	
5	1:02.673			5	1:06.243	+0.780	
6	1:04.234	+1.561		6	1:05.769	+0.306	
7	1:05.970	+3.297		7	1:05.463		
8	1:04.486	+1.813		8	1:06.645	+1.182	
9	1:03.816	+1.143		9	1:44.100	+38.637	
10	1:03.221	+0.548		10	1:06.282	+0.819	
11	1:03.448	+0.775		11	1:05.624	+0.161	
12	1:03.852	+1.179		(28) Sam Engineer			
(24) Daniel Hands				1	1:12.374	+6.559	
1	1:11.740	+8.949		2	1:06.946	+1.131	
2	1:03.673	+0.882		3	1:07.580	+1.765	
3	1:03.291	+0.500		4	1:06.171	+0.356	
4	1:03.174	+0.383		5	1:05.815		
5	1:02.933	+0.142		6	1:06.367	+0.552	
6	1:04.227	+1.436		7	1:06.749	+0.934	
(92) Craig Pollard				(11) Rik Lanyi			
1	1:08.694	+5.826		1	1:15.620	+9.376	
2	1:03.724	+0.856		2	1:08.116	+1.872	
3	1:04.003	+1.135		3	1:07.650	+1.406	
4	1:02.968	+0.100		4	1:06.903	+0.659	
5	1:03.296	+0.428		5	5:21.804	+4:15.560	
6	1:03.562	+0.694		6	1:09.468	+3.224	
7	1:02.973	+0.105		7	1:06.244		
8	1:02.904	+0.036		8	1:07.158	+0.914	
9	1:02.868			(18) James Cater			
10	1:05.087	+2.219		1	1:16.082	+9.280	
11	1:03.040	+0.172		2	1:08.052	+1.250	
12	1:03.113	+0.245		3	1:07.864	+1.062	
(77) James Harridge				4	1:07.868	+1.066	
1	1:10.873	+7.979		5	1:09.218	+2.416	
2	1:04.191	+1.297		6	1:10.009	+3.207	
3	1:04.111	+1.217		7	1:08.965	+2.163	
4	1:03.555	+0.661		8	1:08.742	+1.940	
5	1:04.024	+1.130		9	1:08.396	+1.594	
6	1:06.667	+3.773		10	1:08.128	+1.326	
7	1:03.314	+0.420		11	1:06.802		
8	1:03.974	+1.080		(21) Jason Chatten			
9	1:03.123	+0.229		1	1:20.237	+12.361	
10	1:07.298	+4.404		2	1:11.770	+3.894	
11	1:02.894			3	1:10.922	+3.046	
12	1:03.022	+0.128		4	1:09.804	+1.928	
(55) Peter Studer				5	1:12.292	+4.416	
1	1:13.759	+10.369		6	1:14.760	+6.884	
2	1:04.736	+1.346		7	1:15.803	+7.927	
3	1:04.019	+0.629		8	1:11.971	+4.095	
4	1:04.007	+0.617		9	1:09.048	+1.172	
5	1:04.749	+1.359		10	1:08.132	+0.256	
6	1:04.057	+0.667		11	1:07.876		
7	1:03.412	+0.022		(22) Dave Wallis			
8	1:03.390			1	1:16.716	+8.529	
9	1:07.285	+3.895		2	1:11.201	+3.014	
10	1:07.097	+3.707		3	1:10.519	+2.332	
11	1:03.818	+0.428		4	1:09.173	+0.986	
12	1:11.979	+8.589		5	1:11.055	+2.868	
(2) Ian Jordan				(2) Dave Wallis			
1	1:12.239	+9.566		1	1:16.716	+8.529	
2	1:05.107	+2.434		2	1:11.201	+3.014	
3	1:04.118	+1.445		3	1:10.519	+2.332	
4	1:03.151	+0.478		4	1:09.173	+0.986	
5	1:02.673			5	1:11.055	+2.868	
6	1:04.234	+1.561		6	1:10.621	+2.434	
7	1:05.970	+3.297		(2) Dave Wallis			
8	1:04.486	+1.813		1	1:16.716	+8.529	
9	1:03.816	+1.143		2	1:11.201	+3.014	
10	1:03.221	+0.548		3	1:10.519	+2.332	
11	1:03.448	+0.775		4	1:09.173	+0.986	
12	1:03.852	+1.179		5	1:11.055	+2.868	

Results provisional until the conclusion of judicial & technical matters Orbits

Clerk of the Course:

Results available on www.Timing.ie

Chief Timekeeper:



CKMC Race Meeting

Formula Vee UK

Mondello Park National Circuit 1.850 km

Qualifying

07/07/2018 09:50

Qualifying (15:00 Time) started at 9:58:25

7	1:10.241	+2.054
8	1:10.022	+1.835
9	1:11.264	+3.077
10	1:08.187	
11	1:10.002	+1.815

Results provisional until the conclusion of judicial & technical matters

Orbits

Empty box for Clerk of the Course signature.

Clerk of the Course:

Empty box for Results available on www.Timing.ie.

Results available on www.Timing.ie

Empty box for Chief Timekeeper signature.

Chief Timekeeper:



CKMC Race Meeting


Formula Vee UK

Mondello Park National Circuit 1.850 km

Race 1

07/07/2018 12:25

Race (15:00 Time) started at 12:38:30



8	1:08.187 22 Dave Wallis
	15
7	1:06.802 18 James Cater
	13
6	1:05.815 28 Sam Engineer
	11
5	1:04.963 8 Tim Probert
	9
4	1:03.390 55 Peter Studer
	7
3	1:02.868 92 Craig Pollard
	5
2	1:02.673 4 Ian Jordan
	3
1	1:02.229 6 Graham Gant
	1
	POLE POSITION

1:07.876 21 Jason Chatten
14
1:06.244 11 Rik Lanyi
12
1:05.463 10 Bill Garner
10
1:04.716 50 Steve Ough
8
1:02.894 77 James Harridge
6
1:02.791 24 Daniel Hands
4
1:02.547 81 Jimmy Furlong
2



Results provisional until the conclusion of judicial & technical matters

Orbits

Clerk of the Course:

Results available on www.Timing.ie

Chief Timekeeper:



CKMC Race Meeting

Sorted on Laps

Formula Vee UK

Mondello Park National Circuit 1.850 km

Race 1

07/07/2018 12:25

Race (15:00 Time) started at 12:38:30

Pos	No.	Name	Car	Laps	Diff	Gap	Total Tm	Best Tm	Best Speed	In Lap
1	6	Graham Gant	WEV FV01 / 1600cc	15			15:50.573	1:02.637	106.327	10
2	81	Jimmy Furlong	Formula Sheane Vee / 1600c	15	0.375	0.375	15:50.948	1:02.831	105.999	10
3	4	Ian Jordan	Sheane Jordan / 1600cc	15	10.835	10.460	16:01.408	1:03.039	105.649	3
4	92	Craig Pollard	Bears GAC / 1600cc	15	11.151	0.316	16:01.724	1:02.984	105.741	9
5	24	Daniel Hands	GAC Vee / 1600cc	15	11.305	0.154	16:01.878	1:03.224	105.340	5
6	55	Peter Studer	TCR Challenger / 1600cc	15	17.339	6.034	16:07.912	1:03.547	104.804	2
7	50	Steve Ough	AHS Dominator / 1600cc	15	21.197	3.858	16:11.770	1:03.761	104.453	13
8	8	Tim Probert	Formula Vee / 1600cc	15	21.822	0.625	16:12.395	1:03.915	104.201	8
9	10	Bill Garner	Sheane Mk2 TWR DHC / 16C	15	47.518	25.696	16:38.091	1:04.721	102.903	12
10	28	Sam Engineer	Storm SE2 / 1600cc	15	50.613	3.095	16:41.186	1:05.333	101.939	12
11	21	Jason Chatten	GAC FV / 1600cc	15	55.426	4.813	16:45.999	1:05.529	101.634	12
12	18	James Cater	RTV Sheane / 1600cc	15	55.655	0.229	16:46.228	1:04.907	102.608	12
13	11	Rik Lanyi	AHS Dominator / 1600cc	14	1 Lap	1 Lap	15:54.611	1:06.509	100.137	9
14	22	Dave Wallis	AHS Challenger / 1600cc	14	1 Lap	28.805	16:23.416	1:07.960	97.999	2
Not classified										
DNF	77	James Harridge	Maverick Vee / 1600cc	7	DNF		7:30.988	1:03.031	105.662	5

Margin of Victory	Avg. Speed	Best Lap Tm	Best Speed	Best Lap by
0.375	105.095	1:02.637	106.327	6 - Graham Gant

Results provisional until the conclusion of judicial & technical matters

Orbits

Clerk of the Course:

Results available on www.Timing.ie

Chief Timekeeper:



CKMC Race Meeting

Formula Vee UK

Mondello Park National Circuit 1.850 km

Race 1

07/07/2018 12:25

Race (15:00 Time) started at 12:38:30

			14	1:04.363	+1.324	12	1:04.362	+0.815	10	1:05.696	+0.975
(6) Graham Gant			15	1:04.390	+1.351	13	1:04.687	+1.140	11	1:05.401	+0.680
1	1:05.767	+3.130				14	1:04.804	+1.257	12	1:04.721	
2	1:03.787	+1.150	(92) Craig Pollard			15	1:05.393	+1.846	13	1:05.992	+1.271
3	1:02.948	+0.311	1	1:05.586	+2.602				14	1:05.688	+0.967
4	1:02.860	+0.223	2	1:05.104	+2.120	(50) Steve Ough			15	1:06.543	+1.822
5	1:03.162	+0.525	3	1:03.534	+0.550	1	1:07.680	+3.919			
6	1:03.270	+0.633	4	1:03.176	+0.192	2	1:04.222	+0.461	(28) Sam Engineer		
7	1:03.534	+0.897	5	1:03.346	+0.362	3	1:05.723	+1.962	1	1:09.777	+4.444
8	1:03.021	+0.384	6	1:03.997	+1.013	4	1:04.816	+1.055	2	1:07.302	+1.969
9	1:03.361	+0.724	7	1:03.995	+1.011	5	1:05.065	+1.304	3	1:07.739	+2.406
10	1:02.637		8	1:03.881	+0.897	6	1:04.945	+1.184	4	1:07.210	+1.877
11	1:03.022	+0.385	9	1:02.984		7	1:04.289	+0.528	5	1:05.748	+0.415
12	1:03.268	+0.631	10	1:03.759	+0.775	8	1:03.957	+0.196	6	1:06.523	+1.190
13	1:03.447	+0.810	11	1:03.480	+0.496	9	1:04.409	+0.648	7	1:06.837	+1.504
14	1:03.255	+0.618	12	1:04.415	+1.431	10	1:04.296	+0.535	8	1:06.072	+0.739
15	1:03.121	+0.484	13	1:04.345	+1.361	11	1:04.152	+0.391	9	1:06.020	+0.687
			14	1:04.686	+1.702	12	1:04.065	+0.304	10	1:05.925	+0.592
(81) Jimmy Furlong			15	1:04.035	+1.051	13	1:03.761		11	1:05.692	+0.359
1	1:06.567	+3.736				14	1:04.015	+0.254	12	1:05.333	
2	1:03.734	+0.903	(24) Daniel Hands			15	1:04.729	+0.968	13	1:05.852	+0.519
3	1:03.076	+0.245	1	1:06.611	+3.387				14	1:06.247	+0.914
4	1:02.842	+0.011	2	1:03.900	+0.676	(8) Tim Probert			15	1:05.983	+0.650
5	1:03.034	+0.203	3	1:03.269	+0.045	1	1:07.773	+3.858			
6	1:03.052	+0.221	4	1:03.365	+0.141	2	1:04.167	+0.252	(21) Jason Chatten		
7	1:03.356	+0.525	5	1:03.224		3	1:04.836	+0.921	1	1:10.499	+4.970
8	1:03.366	+0.535	6	1:04.502	+1.278	4	1:04.038	+0.123	2	1:06.434	+0.905
9	1:03.253	+0.422	7	1:04.158	+0.934	5	1:03.951	+0.036	3	1:07.349	+1.820
10	1:02.831		8	1:04.480	+1.256	6	1:04.612	+0.697	4	1:07.361	+1.832
11	1:03.175	+0.344	9	1:03.241	+0.017	7	1:04.996	+1.081	5	1:05.819	+0.290
12	1:03.363	+0.532	10	1:03.532	+0.308	8	1:03.915		6	1:06.640	+1.111
13	1:03.123	+0.292	11	1:03.295	+0.071	9	1:04.149	+0.234	7	1:06.590	+1.061
14	1:02.839	+0.008	12	1:04.528	+1.304	10	1:04.467	+0.552	8	1:07.652	+2.123
15	1:03.337	+0.506	13	1:04.245	+1.021	11	1:04.699	+0.784	9	1:06.121	+0.592
			14	1:04.603	+1.379	12	1:04.458	+0.543	10	1:06.064	+0.535
(4) Ian Jordan			15	1:04.033	+0.809	13	1:04.281	+0.366	11	1:05.840	+0.311
1	1:06.040	+3.001				14	1:04.642	+0.727	12	1:05.529	
2	1:04.350	+1.311	(55) Peter Studer			15	1:05.238	+1.323	13	1:06.218	+0.689
3	1:03.039		1	1:07.202	+3.655				14	1:06.342	+0.813
4	1:03.630	+0.591	2	1:03.547		(10) Bill Garner			15	1:07.984	+2.455
5	1:03.146	+0.107	3	1:03.972	+0.425	1	1:08.609	+3.888			
6	1:04.538	+1.499	4	1:03.766	+0.219	2	1:05.935	+1.214	(18) James Cater		
7	1:03.766	+0.727	5	1:03.563	+0.016	3	1:07.926	+3.205	1	1:09.859	+4.952
8	1:03.557	+0.518	6	1:04.188	+0.641	4	1:07.670	+2.949	2	1:06.471	+1.564
9	1:03.573	+0.534	7	1:03.752	+0.205	5	1:05.836	+1.115	3	1:06.556	+1.649
10	1:03.905	+0.866	8	1:03.718	+0.171	6	1:05.894	+1.173	4	1:06.279	+1.372
11	1:03.609	+0.570	9	1:04.210	+0.663	7	1:05.884	+1.163	5	1:06.078	+1.171
12	1:04.519	+1.480	10	1:04.363	+0.816	8	1:06.124	+1.403	6	1:06.073	+1.166
13	1:04.321	+1.282	11	1:04.799	+1.252	9	1:07.426	+2.705	7	1:05.873	+0.966

Results provisional until the conclusion of judicial & technical matters

Orbits

Clerk of the Course:

Results available on www.Timing.ie

Chief Timekeeper:



CKMC Race Meeting


Formula Vee UK

Mondello Park National Circuit 1.850 km

Race 1

07/07/2018 12:25

Race (15:00 Time) started at 12:38:30



8	1:06.877	+1.970
9	1:06.533	+1.626
10	1:05.735	+0.828
11	1:05.260	+0.353
12	1:04.907	
13	1:05.542	+0.635
14	1:06.208	+1.301
15	1:14.705	+9.798

(11) Rik Lanyi

1	1:11.997	+5.488
2	1:08.537	+2.028
3	1:07.887	+1.378
4	1:07.766	+1.257
5	1:07.291	+0.782
6	1:07.176	+0.667
7	1:07.562	+1.053
8	1:07.272	+0.763
9	1:06.509	
10	1:07.158	+0.649
11	1:08.091	+1.582
12	1:07.346	+0.837
13	1:07.577	+1.068
14	1:08.998	+2.489

(22) Dave Wallis

1	1:11.244	+3.284
2	1:07.960	
3	1:08.308	+0.348
4	1:09.916	+1.956
5	1:08.785	+0.825
6	1:09.780	+1.820
7	1:09.824	+1.864
8	1:09.875	+1.915
9	1:09.743	+1.783
10	1:11.853	+3.893
11	1:11.085	+3.125
12	1:10.563	+2.603
13	1:09.434	+1.474
14	1:10.465	+2.505

(77) James Harridge

1	1:06.071	+3.040
2	1:03.730	+0.699
3	1:06.685	+3.654
4	1:03.161	+0.130
5	1:03.031	
6	1:03.574	+0.543
7	1:03.518	+0.487

Results provisional until the conclusion of judicial & technical matters

Orbits

Clerk of the Course:

Results available on www.Timing.ie

Chief Timekeeper:



CKMC Race Meeting

Formula Vee UK

Mondello Park National Circuit 1.850 km

Race 2

07/07/2018 16:55

Race (15:00 Time)



8	1:09.173 22 Dave Wallis
	15
7	1:07.864 18 James Cater
	13
6	1:05.822 28 Sam Engineer
	11
5	1:05.148 50 Steve Ough
	9
4	1:03.412 55 Peter Studer
	7
3	1:03.022 77 James Harridge
	5
2	1:02.904 92 Craig Pollard
	3
1	1:02.598 6 Graham Gant
	1

POLE POSITION

1:08.132 21 James Chatten
14
1:06.903 11 Rik Lanyi
12
1:05.624 10 Bill Garner
10
1:05.009 8 Tim Probert
8
1:03.151 4 Ian Jordan
6
1:02.933 24 Daniel Hands
4
1:02.728 81 Jimmy Furlong
2



Results provisional until the conclusion of judicial & technical matters

Orbits

Clerk of the Course:

Results available on www.Timing.ie

Chief Timekeeper:



CKMC Race Meeting

Sorted on Laps

Formula Vee UK

Mondello Park National Circuit 1.850 km

Race 2

07/07/2018 16:55

Race (15:00 Time) started at 16:51:49

Pos	No.	Name	Car	Laps	Diff	Gap	Total Tm	Best Tm	Best Speed	In Lap
1	6	Graham Gant	WEV FV01 / 1600cc	15			15:56.539	1:02.726	106.176	5
2	92	Craig Pollard	Bears GAC / 1600cc	15	8.654	8.654	16:05.193	1:03.060	105.614	3
3	8	Tim Probert	Formula Vee / 1600cc	15	15.285	6.631	16:11.824	1:03.786	104.412	5
4	24	Daniel Hands	GAC Vee / 1600cc	15	16.140	0.855	16:12.679	1:03.323	105.175	3
5	4	Ian Jordan	Sheane Jordan / 1600cc	15	16.910	0.770	16:13.449	1:03.603	104.712	3
6	81	Jimmy Furlong	Formula Sheane Vee / 1600c	15	32.817	15.907	16:29.356	1:03.155	105.455	3
7	50	Steve Ough	AHS Dominator / 1600cc	15	40.589	7.772	16:37.128	1:04.729	102.891	4
8	10	Bill Garner	Sheane Mk2 TWR DHC / 16C	15	47.927	7.338	16:44.466	1:04.976	102.499	10
9	21	Jason Chatten	GAC FV / 1600cc	15	51.085	3.158	16:47.624	1:05.610	101.509	12
10	28	Sam Engineer	Storm SE2 / 1600cc	15	59.949	8.864	16:56.488	1:06.087	100.776	10
11	18	James Cater	RTV Sheane / 1600cc	15	1:01.111	1.162	16:57.650	1:05.922	101.028	14
12	11	Rik Lanyi	AHS Dominator / 1600cc	14	1 Lap	1 Lap	16:05.280	1:06.126	100.717	10
13	22	Dave Wallis	AHS Challenger / 1600cc	14	1 Lap	1.322	16:06.602	1:07.073	99.295	3

Not classified

DNF	55	Peter Studer	TCR Challenger / 1600cc	8	DNF		8:43.013	1:03.952	104.141	3
DNS	77	James Harridge	Maverick Vee / 1600cc		DNF				-	0

Margin of Victory	Avg. Speed	Best Lap Tm	Best Speed	Best Lap by
8.654	104.439	1:02.726	106.176	6 - Graham Gant

Results provisional until the conclusion of judicial & technical matters Orbits

Clerk of the Course:

Chief Timekeeper:



CKMC Race Meeting

Formula Vee UK

Mondello Park National Circuit 1.850 km

Race 2

07/07/2018 16:55

Race (15:00 Time) started at 16:51:49

			14	1:04.217	+0.431	12	1:04.143	+0.988	10	1:06.469	+0.859
(6) Graham Gant			15	1:05.248	+1.462	13	1:04.616	+1.461	11	1:05.827	+0.217
1	1:06.008	+3.282				14	1:04.211	+1.056	12	1:05.610	
2	1:03.498	+0.772	(24) Daniel Hands			15	1:21.179	+18.024	13	1:07.249	+1.639
3	1:03.155	+0.429	1	1:08.628	+5.305				14	1:06.572	+0.962
4	1:02.903	+0.177	2	1:04.681	+1.358	(50) Steve Ough			15	1:06.460	+0.850
5	1:02.726		3	1:03.323		1	1:06.841	+2.112			
6	1:03.525	+0.799	4	1:03.623	+0.300	2	1:05.345	+0.616	(28) Sam Engineer		
7	1:03.165	+0.439	5	1:03.864	+0.541	3	1:04.754	+0.025	1	1:08.690	+2.603
8	1:03.413	+0.687	6	1:04.506	+1.183	4	1:04.729		2	1:07.901	+1.814
9	1:03.548	+0.822	7	1:04.646	+1.323	5	1:04.904	+0.175	3	1:06.566	+0.479
10	1:03.569	+0.843	8	1:05.808	+2.485	6	1:05.101	+0.372	4	1:06.552	+0.465
11	1:04.226	+1.500	9	1:04.721	+1.398	7	1:05.066	+0.337	5	1:06.900	+0.813
12	1:03.751	+1.025	10	1:05.467	+2.144	8	1:05.156	+0.427	6	1:06.549	+0.462
13	1:04.396	+1.670	11	1:04.185	+0.862	9	1:05.849	+1.120	7	1:06.324	+0.237
14	1:03.903	+1.177	12	1:04.441	+1.118	10	1:05.261	+0.532	8	1:06.207	+0.120
15	1:04.753	+2.027	13	1:04.910	+1.587	11	1:05.141	+0.412	9	1:06.103	+0.016
			14	1:04.510	+1.187	12	1:07.182	+2.453	10	1:06.087	
(92) Craig Pollard			15	1:04.632	+1.309	13	1:07.350	+2.621	11	1:07.933	+1.846
1	1:05.886	+2.826				14	1:07.346	+2.617	12	1:08.138	+2.051
2	1:03.634	+0.574	(4) Ian Jordan			15	1:10.455	+5.726	13	1:11.002	+4.915
3	1:03.060		1	1:08.574	+4.971				14	1:09.400	+3.313
4	1:03.304	+0.244	2	1:04.213	+0.610	(10) Bill Garner			15	1:09.016	+2.929
5	1:03.963	+0.903	3	1:03.603		1	1:06.522	+1.546			
6	1:03.852	+0.792	4	1:03.875	+0.272	2	1:06.566	+1.590	(18) James Cater		
7	1:03.682	+0.622	5	1:04.041	+0.438	3	1:06.795	+1.819	1	1:16.863	+10.941
8	1:05.686	+2.626	6	1:04.509	+0.906	4	1:08.484	+3.508	2	1:10.091	+4.169
9	1:04.682	+1.622	7	1:04.468	+0.865	5	1:05.852	+0.876	3	1:06.917	+0.995
10	1:04.094	+1.034	8	1:05.518	+1.915	6	1:06.900	+1.924	4	1:07.379	+1.457
11	1:04.266	+1.206	9	1:04.565	+0.962	7	1:06.461	+1.485	5	1:06.799	+0.877
12	1:04.314	+1.254	10	1:05.448	+1.845	8	1:08.070	+3.094	6	1:07.701	+1.779
13	1:04.529	+1.469	11	1:04.424	+0.821	9	1:05.307	+0.331	7	1:07.731	+1.809
14	1:04.459	+1.399	12	1:04.273	+0.670	10	1:04.976		8	1:06.422	+0.500
15	1:04.790	+1.730	13	1:05.380	+1.777	11	1:05.705	+0.729	9	1:06.358	+0.436
			14	1:04.654	+1.051	12	1:07.302	+2.326	10	1:05.996	+0.074
(8) Tim Probert			15	1:04.540	+0.937	13	1:07.782	+2.806	11	1:06.670	+0.748
1	1:06.500	+2.714				14	1:08.136	+3.160	12	1:06.324	+0.402
2	1:04.514	+0.728	(81) Jimmy Furlong			15	1:07.349	+2.373	13	1:06.570	+0.648
3	1:03.795	+0.009	1	1:06.488	+3.333				14	1:05.922	
4	1:04.059	+0.273	2	1:03.639	+0.484	(21) Jason Chatten			15	1:06.524	+0.602
5	1:03.786		3	1:03.155		1	1:10.557	+4.947			
6	1:04.528	+0.742	4	1:03.178	+0.023	2	1:06.989	+1.379	(11) Rik Lanyi		
7	1:04.746	+0.960	5	1:09.937	+6.782	3	1:07.414	+1.804	1	1:08.709	+2.583
8	1:05.819	+2.033	6	1:03.845	+0.690	4	1:07.724	+2.114	2	1:07.604	+1.478
9	1:04.828	+1.042	7	1:04.553	+1.398	5	1:07.457	+1.847	3	1:06.358	+0.232
10	1:04.684	+0.898	8	1:05.407	+2.252	6	1:06.858	+1.248	4	1:06.490	+0.364
11	1:04.741	+0.955	9	1:04.664	+1.509	7	1:05.803	+0.193	5	1:22.894	+16.768
12	1:04.481	+0.695	10	1:05.499	+2.344	8	1:06.764	+1.154	6	1:08.323	+2.197
13	1:04.097	+0.311	11	1:04.739	+1.584	9	1:06.400	+0.790	7	1:07.055	+0.929

Results provisional until the conclusion of judicial & technical matters

Orbits

Clerk of the Course:

Results available on www.Timing.ie

Chief Timekeeper:



CKMC Race Meeting

Formula Vee UK

Mondello Park National Circuit 1.850 km

Race 2

07/07/2018 16:55

Race (15:00 Time) started at 16:51:49

8	1:06.472	+0.346
9	1:07.646	+1.520
10	1:06.126	
11	1:07.869	+1.743
12	1:09.354	+3.228
13	1:09.187	+3.061
14	1:08.058	+1.932

(22) Dave Wallis

1	1:09.497	+2.424
2	1:07.373	+0.300
3	1:07.073	
4	1:08.203	+1.130
5	1:08.312	+1.239
6	1:08.186	+1.113
7	1:08.344	+1.271
8	1:08.666	+1.593
9	1:10.292	+3.219
10	1:09.289	+2.216
11	1:09.185	+2.112
12	1:10.484	+3.411
13	1:08.904	+1.831
14	1:08.910	+1.837

(55) Peter Studer

1	1:06.568	+2.616
2	1:04.599	+0.647
3	1:03.952	
4	1:04.215	+0.263
5	1:03.972	+0.020
6	1:04.495	+0.543
7	1:04.503	+0.551
8	1:08.753	+4.801

Results provisional until the conclusion of judicial & technical matters

Orbits

Clerk of the Course:

Results available on www.Timing.ie

Chief Timekeeper: