



Silverstone International

23rd-24th August 2014



www.750mc.co.uk



Qualifying 7

Pl	No	Cl	Name	Car	Laps	Time on Lap	Behind	MPH
1	2		Martin FARMER	GAC	10	1:15.59	8	88.11
2	92		Craig POLLARD	Bears GAC	10	1:16.66	7	86.88
3	10		Paul TAYLOR	GAC	10	1:16.68	5	86.85
4	3		Graham GANT	WEV	10	1:16.75	9	86.78
5	55	B	Peter STUDER	Sheane EWS	10	1:17.02	6	86.47
6	87	B	Jack WILKINSON	Sheane MK3	10	1:17.16	10	86.31
7	41		Peter BELSEY	Spyder MK2	10	1:17.23	10	86.24
8	6		Ian JORDAN	Sheane Jordan	10	1:17.83	6	85.57
9	5		Steve OUGH	AHS Dominator	10	1:17.99	9	85.40
10	30		Ben MILOUDI	Storm	10	1:18.12	9	85.25
11	79		Tim JOSLYN	GAC	10	1:18.43	10	84.92
12	25		James CLENELL	AHS Challenger	10	1:18.46	10	84.88
13	94		Maurice GLOSTER	GAC	10	1:18.64	5	84.69
14	7		Ian BUXTON	GAC/Daghorn	10	1:18.68	5	84.65
15	66		David HUGHES	GAC	9	1:19.01	8	84.29
16	12		Tim PROBERT	Storm	9	1:19.64	9	83.63
17	69		Jesse CHAMBERLAIN	AHS Challenger	10	1:20.33	7	82.91
18	64	B	William STENNING	Spyder	9	1:21.59	6	81.63
19	72	B	Colin GREGORY	Sheane	9	1:22.43	7	80.80
20	22		Saxon ALLEN	GAC 2014	9	1:22.49	9	80.74
21	21		Wesley BURTON	Ray Bowles	9	1:24.30	6	8.71
22	28	B	Sam ENGINEER	Sheane	9	1:24.31	6	8.72
23	15		Michael OLDKNOW	GAC	9	1:24.32	9	8.73
24	23		Alexander JONES	Storm	8	1:24.69	3	9.10
25	76	B	Ed LOWNDES	Scarab Mk2	7	1:24.82	7	9.23
26	91		Anthony MITCHELL	Ray FV91	8	1:25.65	5	10.06
27	57	B	Jamie HARRISON	Sheane	8	1:25.76	7	10.17
28	42	B	Simon EVANS	Scarab	8	1:27.60	6	12.01
29	88	B	Chris WILSHER	Sheane W4B	8	1:29.02	4	13.43

Not-Seen

31	B	Martin SNAREY	Sheane MK1
77		James HARRIDGE	Maverick

Weather / Track:

Start Time : 11:06

Silverstone International

23 Aug 14 11:31

Clerk of Course :	Time Issued :	Chief Timekeeper : Terry Stevens
-------------------	---------------	----------------------------------

THESE RESULTS REMAIN PROVISIONAL FOR A MINIMUM OF 30 MINUTES FROM THE TIME OF ISSUE AND UNTIL ALL JUDICIAL AND TECHNICAL MATTERS HAVE BEEN SETTLED.

Results produced on HS Sports Timing and Results Systems. Results online at www.750MC.co.uk

Tillotson Formula Vee Championship

LAP TIMES - Qualifying 7

2	Martin FARMER										
Lap	1	2	3	4	5	6	7	8	9	10	
1	1:19.45	1:17.59	1:16.38	1:17.27	1:16.63	1:16.50	1:16.90	1:15.59	1:16.27	1:15.75	
3	Graham GANT										
Lap	1	2	3	4	5	6	7	8	9	10	
1	1:20.29	1:18.36	1:19.89	1:17.75	1:17.97	1:17.79	1:17.89	1:17.36	1:16.75	1:16.87	
5	Steve OUGH										
Lap	1	2	3	4	5	6	7	8	9	10	
1	1:19.39	1:18.44	1:19.34	1:19.08	1:18.41	1:18.89	1:18.14	1:18.19	1:17.99	1:18.49	
6	Ian JORDAN										
Lap	1	2	3	4	5	6	7	8	9	10	
1	1:21.25	1:19.71	1:18.66	1:19.05	1:18.23	1:17.83	1:19.45	1:19.67	1:18.03	1:18.06	
7	Ian BUXTON										
Lap	1	2	3	4	5	6	7	8	9	10	
1	1:24.40	1:21.18	1:20.17	1:19.89	1:18.68	1:19.39	1:20.37	1:19.10	1:18.98	1:18.82	
10	Paul TAYLOR										
Lap	1	2	3	4	5	6	7	8	9	10	
1	1:21.37	1:18.91	1:17.76	1:19.01	1:16.68	1:17.06	1:17.06	1:17.99	1:16.71	1:17.53	
12	Tim PROBERT										
Lap	1	2	3	4	5	6	7	8	9	10	
1	1:30.37	1:24.17	1:22.56	1:23.91	1:22.19	1:20.23	1:20.05	1:19.95	1:19.64		
15	Michael OLDKNOW										
Lap	1	2	3	4	5	6	7	8	9	10	
1	1:34.42	1:30.28	1:27.62	1:29.84	1:27.07	1:27.65	1:27.23	1:25.37	1:24.32		
21	Wesley BURTON										
Lap	1	2	3	4	5	6	7	8	9	10	
1	1:30.54	1:28.45	1:27.48	1:26.39	1:26.05	1:24.30	1:29.57	1:27.13	1:25.26		
22	Saxon ALLEN										
Lap	1	2	3	4	5	6	7	8	9	10	
1	1:29.09	1:24.41	1:25.82	1:22.77	1:22.99	1:23.74	1:25.04	1:25.02	1:22.49		
23	Alexander JONES										
Lap	1	2	3	4	5	6	7	8	9	10	
1	1:39.43	1:30.38	1:24.69	1:41.46	1:24.76	1:26.71	1:39.41	1:26.66			
25	James CLENNELL										
Lap	1	2	3	4	5	6	7	8	9	10	
1	1:20.99	1:20.95	1:21.67	1:20.86	1:19.84	1:19.48	1:21.34	1:18.63	1:18.71	1:18.46	
28	Sam ENGINEER										
Lap	1	2	3	4	5	6	7	8	9	10	
1	1:45.43	1:30.79	1:27.20	1:27.61	1:24.38	1:24.31	1:24.68	1:24.78	1:38.95		

30	Ben MILOUDI										
	Lap	1	2	3	4	5	6	7	8	9	10
	1	1:20.93	1:18.83	1:19.60	1:20.33	1:20.56	1:21.59	1:19.26	1:18.24	1:18.12	1:24.78
41	Peter BELSEY										
	Lap	1	2	3	4	5	6	7	8	9	10
	1	1:25.95	1:21.91	1:20.36	1:18.68	1:17.55	1:17.97	1:18.36	1:17.79	1:18.30	1:17.23
42	Simon EVANS										
	Lap	1	2	3	4	5	6	7	8	9	10
	1	1:41.24	1:37.96	1:31.70	1:29.43	1:30.50	1:27.60	1:29.40	1:27.92		
55	Peter STUDER										
	Lap	1	2	3	4	5	6	7	8	9	10
	1	1:23.29	1:19.02	1:18.41	1:18.88	1:17.34	1:17.02	1:18.60	1:17.24	1:17.40	1:17.18
57	Jamie HARRISON										
	Lap	1	2	3	4	5	6	7	8	9	10
	1	1:43.09	1:41.68	1:35.05	1:27.72	1:32.67	1:26.19	1:25.76	1:27.98		
64	William STENNING										
	Lap	1	2	3	4	5	6	7	8	9	10
	1	1:29.79	1:24.04	1:21.85	1:22.14	1:22.05	1:21.59	1:21.61	1:23.16	1:22.65	
66	David HUGHES										
	Lap	1	2	3	4	5	6	7	8	9	10
	1	1:26.55	1:22.99	1:22.66	1:21.30	1:19.10	1:19.36	1:22.75	1:19.01	1:19.26	
69	Jesse CHAMBERLAIN										
	Lap	1	2	3	4	5	6	7	8	9	10
	1	1:22.95	1:22.00	1:21.11	1:21.27	1:21.48	1:21.67	1:20.33	1:21.06	1:20.79	1:20.79
72	Colin GREGORY										
	Lap	1	2	3	4	5	6	7	8	9	10
	1	1:29.47	1:25.79	1:22.85	1:23.52	1:22.49	1:22.70	1:22.43	1:23.86	1:22.50	
76	Ed LOWNDES										
	Lap	1	2	3	4	5	6	7	8	9	10
	1	1:33.43	1:28.56	1:31.81	3:08.07	1:27.07	1:25.76	1:24.82			
79	Tim JOSLYN										
	Lap	1	2	3	4	5	6	7	8	9	10
	1	1:23.10	1:22.01	1:19.40	1:19.41	1:19.03	1:19.02	1:18.89	1:21.32	1:19.24	1:18.43
87	Jack WILKINSON										
	Lap	1	2	3	4	5	6	7	8	9	10
	1	1:21.66	1:19.58	1:22.40	1:19.88	1:18.80	1:20.39	1:23.19	1:18.54	1:18.60	1:17.16
88	Chris WILSHER										
	Lap	1	2	3	4	5	6	7	8	9	10
	1	1:40.47	1:36.99	1:35.78	1:29.02	1:29.30	1:29.81	1:31.06	1:31.68		
91	Anthony MITCHELL										
	Lap	1	2	3	4	5	6	7	8	9	10
	1	1:37.46	1:31.09	1:26.17	1:26.50	1:25.65	1:27.16	1:26.31	1:26.99		

92 Craig POLLARD

Lap	1	2	3	4	5	6	7	8	9	10
1	1:19.97	1:18.38	1:19.40	1:20.52	1:17.35	1:16.80	1:16.66	1:16.96	1:16.99	1:17.58

94 Maurice GLOSTER

Lap	1	2	3	4	5	6	7	8	9	10
1	1:22.71	1:22.06	1:19.35	1:19.09	1:18.64	1:18.86	1:21.63	1:19.96	1:19.69	1:19.29

RACE GRID

Tillotson Formula Vee Championship

Race 7

ROW 16		
ROW 15		88 01:29.020 Chris WILSHER
ROW 14	42 01:27.600 Simon EVANS	57 01:25.760 Jamie HARRISON
ROW 13	91 01:25.650 Anthony MITCHELL	76 01:24.820 Ed LOWNDES
ROW 12	23 01:24.690 Alexander JONES	15 01:24.320 Michael OLDKNOW
ROW 11	28 01:24.310 Sam ENGINEER	21 01:24.300 Wesley BURTON
ROW 10	22 01:22.490 Saxon ALLEN	72 01:22.430 Colin GREGORY
ROW 9	64 01:21.590 William STENNING	69 01:20.330 Jesse CHAMBERLAIN
ROW 8	12 01:19.640 Tim PROBERT	66 01:19.010 David HUGHES
ROW 7	7 01:18.680 Ian BUXTON	94 01:18.640 Maurice GLOSTER
ROW 6	25 01:18.460 James CLENNELL	79 01:18.430 Tim JOSLYN
ROW 5	30 01:18.120 Ben MILOUDI	5 01:17.990 Steve OUGH
ROW 4	6 01:17.830 Ian JORDAN	10 01:16.680 Paul TAYLOR
ROW 3	41 01:17.230 Peter BELSEY	87 01:17.160 Jack WILKINSON
ROW 2	55 01:17.020 Peter STUDER	3 01:16.750 Graham GANT
ROW 1	92 01:16.660 Craig POLLARD	2 01:15.590 Martin FARMER

POLE

No 10 - 4 position penalty from previous race.



Provisional Results - Race 7

Pl	No	Cl	Name	Car	Laps	Time	Behind	MPH	Best Lap on	MPH
1	2		Martin FARMER	GAC	7	9:05.04		85.54	1:16.88	7 86.63
2	92		Craig POLLARD	Bears GAC	7	9:08.33	3.29	85.02	1:17.16	7 86.31
3	10		Paul TAYLOR	GAC	7	9:12.73	7.69	84.34	1:17.09	5 86.39
4	6		Ian JORDAN	Sheane Jordan	7	9:16.22	11.18	83.82	1:17.74	5 85.67
5	55	B	Peter STUDER	Sheane EWS	7	9:17.85	12.81	83.57	1:17.86	5 85.54
6	5		Steve OUGH	AHS Dominator	7	9:18.03	12.99	83.54	1:17.56	6 85.87
7	79		Tim JOSLYN	GAC	7	9:18.32	13.28	83.50	1:17.63	6 85.79
8	12		Tim PROBERT	Storm	7	9:18.79	13.75	83.43	1:17.04	5 86.45
9	25		James CLENNELL	AHS Challenger	7	9:20.70	15.66	83.15	1:17.73	4 85.68
10	69		Jesse CHAMBERLAIN	AHS Challenger	7	9:27.27	22.23	82.18	1:18.64	3 84.69
11	66		David HUGHES	GAC	7	9:27.52	22.48	82.15	1:19.08	6 84.22
12	7		Ian BUXTON	GAC/Daghorn	7	9:30.11	25.07	81.77	1:17.34	5 86.11
13	94		Maurice GLOSTER	GAC	7	9:30.22	25.18	81.76	1:19.44	3 83.84
14	72	B	Colin GREGORY	Sheane	7	9:46.66	41.62	79.47	1:20.87	2 82.35
15	64	B	William STENNING	Spyder	7	9:49.97	44.93	79.02	1:22.10	6 81.12
16	22		Saxon ALLEN	GAC 2014	7	9:57.87	52.83	77.98	1:21.76	4 81.46
17	23		Alexander JONES	Storm	7	10:00.95	55.91	77.58	1:22.43	7 80.80
18	76	B	Ed LOWNDES	Scarab Mk2	7	10:01.42	56.38	77.52	1:24.08	7 79.21
19	15		Michael OLDKNOW	GAC	7	10:02.26	57.22	77.41	1:22.84	7 80.40
20	21		Wesley BURTON	Ray Bowles	7	10:07.00	1:01.96	76.80	1:23.49	6 79.77
21	91		Anthony MITCHELL	Ray FV91	7	10:08.45	1:03.41	76.62	1:24.21	2 79.09
22	28	B	Sam ENGINEER	Sheane	7	10:09.25	1:04.21	76.52	1:24.30	6 79.00
23	57	B	Jamie HARRISON	Sheane	6	8:57.59	1 Lap	74.33	1:25.79	6 77.63
24	31	B	Martin SNAREY	Sheane MK1	6	9:02.08	1 Lap	73.72	1:27.18	5 76.39
25	42	B	Simon EVANS	Scarab	6	9:02.62	1 Lap	73.64	1:26.93	5 76.61
26	88	B	Chris WILSHER	Sheane W4B	6	9:08.99	1 Lap	72.79	1:26.58	6 76.92

Not-Classified

41		Peter BELSEY	Spyder MK2	7	9:12.60	NCF	84.36	1:16.69	5 86.84
87	B	Jack WILKINSON	Sheane MK3	7	9:12.95	NCF	84.31	1:17.03	6 86.46
3		Graham GANT	WEV	3	4:13.45	DNF	78.83	1:19.31	2 83.97
30		Ben MILOUDI	Storm	2	2:47.97	DNF	79.30	1:21.09	2 82.13
77		James HARRIDGE	Maverick	0		Starter			

Fastest Lap

41		Peter BELSEY	Spyder MK2				1:16.69	5 86.84
87	B	Jack WILKINSON	Sheane MK3				1:17.03	6 86.46

Red flag, result declared. No 41 & 87 not running at time of red flag.

Weather / Track:

Start Time : 15:46

Silverstone International

23 Aug 14 16:09

Clerk of Course :	Time Issued :	Chief Timekeeper : Terry Stevens
-------------------	---------------	----------------------------------

THESE RESULTS REMAIN PROVISIONAL FOR A MINIMUM OF 30 MINUTES FROM THE TIME OF ISSUE AND UNTIL ALL JUDICIAL AND TECHNICAL MATTERS HAVE BEEN SETTLED.

Lap Chart

Tillotson Formula Vee Championship - Race 7

Lap 1		Lap 2		Lap 3		Lap 4		Lap 5		Lap 6		Lap 7		Lap 8		Lap 9		Lap 10	
No	Time	No	Time	No	Time	No	Time	No	Time	No	Time	No	Time	No	Time	No	Time	No	Time
2	1:20.60	2	2:38.90	2	3:56.75	2	5:13.82	2	6:30.92	2	7:48.16	2	9:05.04						
3	1:20.99	3	2:40.30	92	3:58.13	92	5:16.10	92	6:33.49	92	7:51.17	92	9:08.33						
92	1:21.44	92	2:40.53	10	4:02.29	10	5:20.15	10	6:37.24	41	7:54.53	88	9:08.99	*1					
55	1:22.23	87	2:41.38	55	4:02.48	41	5:20.92	41	6:37.61	10	7:54.99	41	9:12.60						
87	1:22.62	10	2:41.58	41	4:02.52	87	5:21.15	87	6:38.19	87	7:55.22	10	9:12.73						
10	1:23.06	55	2:41.98	87	4:02.82	12	5:22.21	12	6:39.25	12	7:57.39	87	9:12.95						
6	1:23.32	6	2:42.21	12	4:03.44	55	5:22.36	7	6:39.92	7	7:57.48	6	9:16.22						
41	1:23.43	41	2:42.28	6	4:03.60	7	5:22.58	55	6:40.22	6	7:58.24	55	9:17.85						
12	1:24.62	12	2:43.01	7	4:03.81	6	5:22.74	6	6:40.48	55	7:58.49	5	9:18.03						
5	1:24.73	7	2:44.50	5	4:05.05	5	5:23.37	5	6:41.14	5	7:58.70	79	9:18.32						
25	1:25.20	5	2:45.62	79	4:05.66	79	5:24.06	79	6:42.48	79	8:00.11	12	9:18.79						
79	1:25.45	79	2:46.29	25	4:06.58	25	5:24.31	25	6:44.41	25	8:02.85	25	9:20.70						
7	1:25.68	94	2:47.38	94	4:06.82	69	5:27.15	69	6:47.06	69	8:06.71	69	9:27.27						
94	1:26.53	25	2:47.75	69	4:06.93	94	5:28.76	66	6:48.94	66	8:08.02	66	9:27.52						
30	1:26.88	30	2:47.97	66	4:08.13	66	5:29.46	94	6:49.20	94	8:10.34	7	9:30.11						
69	1:27.29	69	2:48.29	72	4:13.39	72	5:36.79	72	7:01.22	72	8:24.21	94	9:30.22						
66	1:27.49	66	2:48.76	3	4:13.45	64	5:40.66	64	7:04.28	64	8:26.38	72	9:46.66						
72	1:28.39	72	2:49.26	64	4:17.37	22	5:41.22	22	7:05.00	22	8:27.16	64	9:49.97						
64	1:29.89	64	2:52.64	22	4:19.46	91	5:47.18	91	7:12.87	76	8:37.34	22	9:57.87						
91	1:31.07	91	2:55.28	91	4:21.40	76	5:48.76	76	7:13.20	23	8:38.52	23	10:00.95						
22	1:31.22	22	2:55.67	76	4:23.85	23	5:51.87	23	7:14.31	15	8:39.42	76	10:01.42						
15	1:31.81	15	2:56.83	15	4:25.79	15	5:53.04	15	7:16.57	91	8:40.42	15	10:02.26						
76	1:32.61	76	2:57.54	23	4:26.96	21	5:53.27	21	7:17.12	21	8:40.61	21	10:07.00						
28	1:33.69	28	2:59.92	28	4:27.67	28	5:54.30	28	7:20.01	28	8:44.31	91	10:08.45						
21	1:34.68	21	3:00.18	21	4:28.03	57	6:05.55	57	7:31.80	57	8:57.59	28	10:09.25						
23	1:37.17	23	3:01.23	42	4:36.33	42	6:06.72	42	7:33.65	31	9:02.08								
42	1:38.08	42	3:07.19	57	4:37.20	31	6:07.53	31	7:34.71	42	9:02.62								
31	1:39.17	57	3:09.48	31	4:38.79	88	6:14.69	88	7:42.41										
57	1:39.72	31	3:10.30	88	4:45.35														
88	1:40.67	88	3:13.84																

Tillotson Formula Vee Championship

LAP TIMES - Race 7

2	Martin FARMER										
Lap	1	2	3	4	5	6	7	8	9	10	
1	1:20.60	1:18.30	1:17.85	1:17.07	1:17.10	1:17.24	1:16.88				
3	Graham GANT										
Lap	1	2	3	4	5	6	7	8	9	10	
1	1:20.99	1:19.31	1:33.15								
5	Steve OUGH										
Lap	1	2	3	4	5	6	7	8	9	10	
1	1:24.73	1:20.89	1:19.43	1:18.32	1:17.77	1:17.56	1:19.33				
6	Ian JORDAN										
Lap	1	2	3	4	5	6	7	8	9	10	
1	1:23.32	1:18.89	1:21.39	1:19.14	1:17.74	1:17.76	1:17.98				
7	Ian BUXTON										
Lap	1	2	3	4	5	6	7	8	9	10	
1	1:25.68	1:18.82	1:19.31	1:18.77	1:17.34	1:17.56	1:32.63				
10	Paul TAYLOR										
Lap	1	2	3	4	5	6	7	8	9	10	
1	1:23.06	1:18.52	1:20.71	1:17.86	1:17.09	1:17.75	1:17.74				
12	Tim PROBERT										
Lap	1	2	3	4	5	6	7	8	9	10	
1	1:24.62	1:18.39	1:20.43	1:18.77	1:17.04	1:18.14	1:21.40				
15	Michael OLDKNOW										
Lap	1	2	3	4	5	6	7	8	9	10	
1	1:31.81	1:25.02	1:28.96	1:27.25	1:23.53	1:22.85	1:22.84				
21	Wesley BURTON										
Lap	1	2	3	4	5	6	7	8	9	10	
1	1:34.68	1:25.50	1:27.85	1:25.24	1:23.85	1:23.49	1:26.39				
22	Saxon ALLEN										
Lap	1	2	3	4	5	6	7	8	9	10	
1	1:31.22	1:24.45	1:23.79	1:21.76	1:23.78	1:22.16	1:30.71				
23	Alexander JONES										
Lap	1	2	3	4	5	6	7	8	9	10	
1	1:37.17	1:24.06	1:25.73	1:24.91	1:22.44	1:24.21	1:22.43				
25	James CLENNELL										
Lap	1	2	3	4	5	6	7	8	9	10	
1	1:25.20	1:22.55	1:18.83	1:17.73	1:20.10	1:18.44	1:17.85				
28	Sam ENGINEER										
Lap	1	2	3	4	5	6	7	8	9	10	
1	1:33.69	1:26.23	1:27.75	1:26.63	1:25.71	1:24.30	1:24.94				

30	Ben MILOUDI										
	Lap	1	2	3	4	5	6	7	8	9	10
	1	1:26.88	1:21.09								
31	Martin SNAREY										
	Lap	1	2	3	4	5	6	7	8	9	10
	1	1:39.17	1:31.13	1:28.49	1:28.74	1:27.18	1:27.37				
41	Peter BELSEY										
	Lap	1	2	3	4	5	6	7	8	9	10
	1	1:23.43	1:18.85	1:20.24	1:18.40	1:16.69	1:16.92	1:18.07			
42	Simon EVANS										
	Lap	1	2	3	4	5	6	7	8	9	10
	1	1:38.08	1:29.11	1:29.14	1:30.39	1:26.93	1:28.97				
55	Peter STUDER										
	Lap	1	2	3	4	5	6	7	8	9	10
	1	1:22.23	1:19.75	1:20.50	1:19.88	1:17.86	1:18.27	1:19.36			
57	Jamie HARRISON										
	Lap	1	2	3	4	5	6	7	8	9	10
	1	1:39.72	1:29.76	1:27.72	1:28.35	1:26.25	1:25.79				
64	William STENNING										
	Lap	1	2	3	4	5	6	7	8	9	10
	1	1:29.89	1:22.75	1:24.73	1:23.29	1:23.62	1:22.10	1:23.59			
66	David HUGHES										
	Lap	1	2	3	4	5	6	7	8	9	10
	1	1:27.49	1:21.27	1:19.37	1:21.33	1:19.48	1:19.08	1:19.50			
69	Jesse CHAMBERLAIN										
	Lap	1	2	3	4	5	6	7	8	9	10
	1	1:27.29	1:21.00	1:18.64	1:20.22	1:19.91	1:19.65	1:20.56			
72	Colin GREGORY										
	Lap	1	2	3	4	5	6	7	8	9	10
	1	1:28.39	1:20.87	1:24.13	1:23.40	1:24.43	1:22.99	1:22.45			
76	Ed LOWNDES										
	Lap	1	2	3	4	5	6	7	8	9	10
	1	1:32.61	1:24.93	1:26.31	1:24.91	1:24.44	1:24.14	1:24.08			
79	Tim JOSLYN										
	Lap	1	2	3	4	5	6	7	8	9	10
	1	1:25.45	1:20.84	1:19.37	1:18.40	1:18.42	1:17.63	1:18.21			
87	Jack WILKINSON										
	Lap	1	2	3	4	5	6	7	8	9	10
	1	1:22.62	1:18.76	1:21.44	1:18.33	1:17.04	1:17.03	1:17.73			
88	Chris WILSHER										
	Lap	1	2	3	4	5	6	7	8	9	10
	1	1:40.67	1:33.17	1:31.51	1:29.34	1:27.72	1:26.58				

91	Anthony MITCHELL										
	Lap	1	2	3	4	5	6	7	8	9	10
	1	1:31.07	1:24.21	1:26.12	1:25.78	1:25.69	1:27.55	1:28.03			

92	Craig POLLARD										
	Lap	1	2	3	4	5	6	7	8	9	10
	1	1:21.44	1:19.09	1:17.60	1:17.97	1:17.39	1:17.68	1:17.16			

94	Maurice GLOSTER										
	Lap	1	2	3	4	5	6	7	8	9	10
	1	1:26.53	1:20.85	1:19.44	1:21.94	1:20.44	1:21.14	1:19.88			



Tillotson Formula Vee Championship

Qualifying 7

Second Best Times

PI	No	Cl	Name	Car	Laps	2nd Best on Lap
1	2		Martin FARMER	GAC	10	1:15.75 10
2	10		Paul TAYLOR	GAC	10	1:16.71 9
3	92		Craig POLLARD	Bears GAC	10	1:16.80 6
4	3		Graham GANT	WEV	10	1:16.87 10
5	55	B	Peter STUDER	Sheane EWS	10	1:17.18 10
6	41		Peter BELSEY	Spyder MK2	10	1:17.55 5
7	6		Ian JORDAN	Sheane Jordan	10	1:18.03 9
8	5		Steve OUGH	AHS Dominator	10	1:18.14 7
9	30		Ben MILOUDI	Storm	10	1:18.24 8
10	87	B	Jack WILKINSON	Sheane MK3	10	1:18.54 8
11	25		James CLENNELL	AHS Challenger	10	1:18.63 8
12	7		Ian BUXTON	GAC/Daghorn	10	1:18.82 10
13	94		Maurice GLOSTER	GAC	10	1:18.86 6
14	79		Tim JOSLYN	GAC	10	1:18.89 7
15	66		David HUGHES	GAC	9	1:19.10 5
16	12		Tim PROBERT	Storm	9	1:19.95 8
17	69		Jesse CHAMBERLAIN	AHS Challenger	10	1:20.79 9
18	64	B	William STENNING	Spyder	9	1:21.61 7
19	72	B	Colin GREGORY	Sheane	9	1:22.49 5
20	22		Saxon ALLEN	GAC 2014	9	1:22.77 4
21	28	B	Sam ENGINEER	Sheane	9	1:24.38 5
22	23		Alexander JONES	Storm	8	1:24.76 5
23	21		Wesley BURTON	Ray Bowles	9	1:25.26 9
24	15		Michael OLDKNOW	GAC	9	1:25.37 8
25	76	B	Ed LOWNDES	Scarab Mk2	7	1:25.76 6
26	91		Anthony MITCHELL	Ray FV91	8	1:26.17 3
27	57	B	Jamie HARRISON	Sheane	8	1:26.19 6
28	42	B	Simon EVANS	Scarab	8	1:27.92 8
29	88	B	Chris WILSHER	Sheane W4B	8	1:29.30 5

Not-Seen

31	B	Martin SNAREY	Sheane MK1
77		James HARRIDGE	Maverick

Weather / Track:

Start Time : 11:06

Silverstone International

23 Aug 14 11:33

Clerk of Course :	Time Issued :	Chief Timekeeper : Terry Stevens
-------------------	---------------	----------------------------------

THESE RESULTS REMAIN PROVISIONAL FOR A MINIMUM OF 30 MINUTES FROM THE TIME OF ISSUE AND UNTIL ALL JUDICIAL AND TECHNICAL MATTERS HAVE BEEN SETTLED.

Results produced on HS Sports Timing and Results Systems. Results online at www.750MC.co.uk

RACE GRID

Tillotson Formula Vee Championship

Race 18

ROW 16



ROW 15




ROW 14



ROW 13



ROW 12



ROW 11



ROW 10



ROW 9



ROW 8



ROW 7




ROW 6



ROW 5



ROW 4



ROW 3




ROW 2



ROW 1



POLE





Provisional Results - Race 18

Pl	No	Cl	Name	Car	Laps	Time	Behind	MPH	Best Lap on	MPH
1	2		Martin FARMER	GAC	12	15:20.48		86.82	1:15.73	7 87.94
2	41		Peter BELSEY	Spyder MK2	12	15:25.95	5.47	86.31	1:15.94	9 87.70
3	92		Craig POLLARD	Bears GAC	12	15:26.34	5.86	86.28	1:15.80	4 87.86
4	6		Ian JORDAN	Sheane Jordan	12	15:26.45	5.97	86.26	1:15.62	5 88.07
5	3		Graham GANT	WEV	12	15:30.21	9.73	85.92	1:15.81	5 87.85
6	12		Tim PROBERT	Storm	12	15:31.60	11.12	85.79	1:15.84	5 87.82
7	7		Ian BUXTON	GAC/Daghorn	12	15:31.80	11.32	85.77	1:16.42	9 87.15
8	10		Paul TAYLOR	GAC	12	15:32.29	11.81	85.72	1:16.09	3 87.53
9	55	B	Peter STUDER	Sheane EWS	12	15:32.47	11.99	85.71	1:16.30	6 87.29
10	30		Ben MILOUDI	Storm	12	15:34.65	14.17	85.51	1:16.82	7 86.70
11	66		David HUGHES	GAC	12	15:47.64	27.16	84.34	1:16.08	11 87.54
12	25		James CLENNELL	AHS Challenger	12	15:48.34	27.86	84.27	1:17.37	10 86.08
13	94		Maurice GLOSTER	GAC	12	15:50.04	29.56	84.12	1:17.28	8 86.18
14	69		Jesse CHAMBERLAIN	AHS Challenger	12	15:56.39	35.91	83.56	1:18.44	8 84.91
15	79		Tim JOSLYN	GAC	12	15:59.59	39.11	83.29	1:17.34	8 86.11
16	23		Alexander JONES	Storm	12	16:37.30	1:16.82	80.14	1:20.13	8 83.11
17	64	B	William STENNING	Spyder	11	15:21.02	1 Lap	79.54	1:21.99	6 81.23
18	72	B	Colin GREGORY	Sheane	11	15:21.21	1 Lap	79.53	1:19.14	10 84.15
19	76	B	Ed LOWNDES	Scarab Mk2	11	15:21.36	1 Lap	79.51	1:20.93	10 82.29
20	91		Anthony MITCHELL	Ray FV91	11	15:34.61	1 Lap	78.39	1:23.09	11 80.15
21	21		Wesley BURTON	Ray Bowles	11	15:42.17	1 Lap	77.76	1:22.92	7 80.32
22	15		Michael OLDKNOW	GAC	11	15:45.29	1 Lap	77.50	1:21.88	6 81.34
23	22		Saxon ALLEN	GAC 2014	11	15:55.17	1 Lap	76.70	1:22.18	6 81.04
24	57	B	Jamie HARRISON	Sheane	11	15:55.95	1 Lap	76.64	1:22.28	4 80.94
25	31	B	Martin SNAREY	Sheane MK1	11	15:57.48	1 Lap	76.51	1:22.50	4 80.73
26	88	B	Chris WILSHER	Sheane W4B	11	16:12.02	1 Lap	75.37	1:26.20	11 77.26
27	28	B	Sam ENGINEER	Sheane	11	16:17.66	1 Lap	74.93	1:25.14	10 78.22
28	87	B	Jack WILKINSON	Sheane MK3	11	16:36.95	1 Lap	73.48	1:19.97	11 83.28

Not-Classified

5	Steve OUGH	AHS Dominator	6	8:03.32	DNF	82.68	1:18.44	3	84.91
---	------------	---------------	---	---------	-----	-------	---------	---	-------

Non-Starters

42	B	Simon EVANS	Scarab
77		James HARRIDGE	Maverick

Fastest Lap

6	Ian JORDAN	Sheane Jordan	1:15.62	5	88.07
55	B	Peter STUDER	Sheane EWS	1:16.30	6 87.29

Weather / Track: Cloudy / Dry

Start Time : 14:57

Silverstone International

24 Aug 14 15:15

Clerk of Course :	Time Issued :	Chief Timekeeper : Terry Stevens
-------------------	---------------	----------------------------------

THESE RESULTS REMAIN PROVISIONAL FOR A MINIMUM OF 30 MINUTES FROM THE TIME OF ISSUE AND UNTIL ALL JUDICIAL AND TECHNICAL MATTERS HAVE BEEN SETTLED.

Lap Chart

Tillotson Formula Vee Championship - Race 18

Lap 1		Lap 2		Lap 3		Lap 4		Lap 5		Lap 6		Lap 7		Lap 8		Lap 9		Lap 10	
No	Time	No	Time	No	Time	No	Time	No	Time	No	Time	No	Time	No	Time	No	Time	No	Time
2	1:20.58	2	2:37.48	2	3:53.49	2	5:09.42	2	6:25.60	2	7:41.89	2	8:57.62	2	10:13.71	2	11:29.48	2	12:45.65
92	1:21.02	92	2:37.64	92	3:53.89	92	5:09.69	92	6:25.86	92	7:42.11	3	8:59.73	92	10:16.66	31	11:30.49 *1	15	12:51.52 *1
3	1:21.72	3	2:38.15	3	3:54.43	3	5:10.35	3	6:26.16	3	7:42.22	92	9:00.03	3	10:17.10	57	11:30.82 *1	92	12:52.47
6	1:22.04	6	2:38.36	6	3:54.71	6	5:10.76	6	6:26.38	6	7:42.85	6	9:00.15	6	10:17.26	3	11:33.94	41	12:52.81
41	1:22.59	41	2:39.08	10	3:55.47	10	5:12.56	10	6:28.94	10	7:46.00	41	9:02.97	41	10:19.20	92	11:33.97	6	12:53.19
10	1:22.61	10	2:39.38	41	3:55.55	41	5:12.74	41	6:29.21	41	7:46.12	7	9:03.91	22	10:19.83 *1	6	11:34.16	3	12:53.49
7	1:22.95	7	2:39.73	7	3:56.17	7	5:13.18	7	6:29.80	7	7:46.50	12	9:04.02	12	10:21.78	41	11:35.14	7	12:56.75
30	1:23.05	55	2:40.54	55	3:57.19	55	5:14.20	12	6:30.36	12	7:46.77	10	9:04.19	7	10:22.28	12	11:38.00	55	12:57.47
55	1:23.20	12	2:42.14	12	3:58.25	12	5:14.52	55	6:30.78	55	7:47.08	55	9:04.56	10	10:22.45	7	11:38.70	12	12:57.50
12	1:24.42	30	2:42.58	30	3:59.84	30	5:17.49	30	6:34.76	30	7:51.86	28	9:07.89 *1	55	10:22.64	10	11:38.84	10	12:57.98
69	1:24.87	69	2:44.44	25	4:03.90	25	5:22.12	25	6:39.55	25	7:57.44	30	9:08.68	88	10:23.71 *1	55	11:39.49	30	13:00.63
25	1:25.13	25	2:45.05	69	4:04.43	5	5:23.17	66	6:42.10	66	7:58.79	25	9:15.73	30	10:25.88	22	11:43.38 *1	57	13:02.96 *1
5	1:25.40	94	2:45.63	5	4:04.59	69	5:23.43	69	6:42.11	94	8:00.74	66	9:16.65	28	10:34.36 *1	30	11:43.70	31	13:03.57 *1
94	1:26.25	79	2:45.87	94	4:04.79	94	5:23.89	94	6:42.54	79	8:02.02	94	9:18.25	25	10:34.40	88	11:50.71 *1	22	13:05.94 *1
79	1:26.71	5	2:46.15	66	4:05.72	66	5:24.60	5	6:43.55	5	8:03.32	79	9:19.66	66	10:34.58	25	11:53.33	25	13:10.70
66	1:27.56	66	2:46.30	79	4:05.79	79	5:25.01	79	6:43.68	69	8:03.79	69	9:23.68	94	10:35.53	66	11:54.56	94	13:12.62
87	1:27.99	87	2:50.55	91	4:20.21	87	5:34.32 *1	87	7:00.26 *1	87	8:24.40 *1	87	9:47.91 *1	79	10:37.00	94	11:54.72	66	13:13.70
72	1:28.22	64	2:56.05	64	4:20.83	64	5:43.19	64	7:05.56	64	8:27.55	64	9:49.56	69	10:42.12	79	11:55.47	88	13:17.76 *1
64	1:29.94	91	2:56.25	15	4:21.18	76	5:44.26	15	7:07.26	15	8:29.14	23	9:51.12	87	11:10.43 *1	28	12:00.51 *1	69	13:19.35
23	1:30.68	15	2:57.04	76	4:22.08	15	5:44.83	76	7:07.55	23	8:29.77	76	9:52.60	23	11:11.25	69	12:00.57	79	13:22.87
91	1:31.12	21	2:58.49	21	4:22.24	91	5:45.79	23	7:09.18	76	8:30.19	15	9:52.99	64	11:12.21	87	12:33.39 *1	28	13:26.76 *1
15	1:32.04	76	2:58.71	23	4:24.26	23	5:46.04	91	7:10.57	21	8:34.36	21	9:57.28	15	11:15.09	23	12:33.44	23	13:55.26
21	1:33.74	31	3:00.94	31	4:25.06	21	5:46.72	21	7:10.80	91	8:34.85	91	9:58.02	76	11:15.34	64	12:34.80	87	13:55.70 *1
76	1:34.69	23	3:01.48	57	4:26.47	31	5:47.56	31	7:11.38	72	8:35.35	72	9:58.17	72	11:19.31	76	12:36.52	64	13:57.14
31	1:35.33	57	3:02.80	72	4:31.01	57	5:48.75	57	7:12.12	31	8:36.85	31	10:03.68	21	11:20.86	72	12:38.62	76	13:57.45
57	1:36.52	88	3:04.58	88	4:31.45	72	5:52.62	72	7:13.32	57	8:37.35	57	10:04.15	91	11:21.15	21	12:44.53	72	13:57.76
88	1:37.15	72	3:09.14	28	4:44.09	88	5:58.10	88	7:25.23	88	8:52.15					91	12:45.31		
28	1:48.26	28	3:16.19	22	4:44.31	22	6:08.45	22	7:30.84	22	8:53.02								
22	1:56.67	22	3:20.08			28	6:12.47	28	7:39.67										

Lap Chart

Tillotson Formula Vee Championship - Race 18

Lap 11		Lap 12		Lap 13		Lap 14		Lap 15		Lap 16		Lap 17		Lap 18		Lap 19		Lap 20	
No	Time	No	Time	No	Time	No	Time	No	Time	No	Time	No	Time	No	Time	No	Time	No	Time
2	14:02.57	2	15:20.48																
41	14:08.88	64	15:21.02 *1																
92	14:09.24	72	15:21.21 *1																
6	14:09.86	76	15:21.36 *1																
91	14:11.52 *1	41	15:25.95																
3	14:12.47	92	15:26.34																
12	14:14.86	6	15:26.45																
7	14:14.97	3	15:30.21																
55	14:15.18	12	15:31.60																
10	14:15.32	7	15:31.80																
21	14:15.79 *1	10	15:32.29																
30	14:17.71	55	15:32.47																
15	14:22.60 *1	91	15:34.61 *1																
57	14:26.81 *1	30	15:34.65																
31	14:28.63 *1	21	15:42.17 *1																
25	14:28.99	15	15:45.29 *1																
22	14:29.16 *1	66	15:47.64																
66	14:29.78	25	15:48.34																
94	14:30.85	94	15:50.04																
69	14:37.90	22	15:55.17 *1																
79	14:41.25	57	15:55.95 *1																
88	14:45.82 *1	69	15:56.39																
28	14:51.90 *1	31	15:57.48 *1																
23	15:16.42	79	15:59.59																
87	15:16.98 *1	88	16:12.02 *1																
		28	16:17.66 *1																
		87	16:36.95 *1																
		23	16:37.30																

Tillotson Formula Vee Championship

LAP TIMES - Race 18

2 Martin FARMER

Lap	1	2	3	4	5	6	7	8	9	10
1	1:20.58	1:16.90	1:16.01	1:15.93	1:16.18	1:16.29	1:15.73	1:16.09	1:15.77	1:16.17
11	1:16.92	1:17.91								

3 Graham GANT

Lap	1	2	3	4	5	6	7	8	9	10
1	1:21.72	1:16.43	1:16.28	1:15.92	1:15.81	1:16.06	1:17.51	1:17.37	1:16.84	1:19.55
11	1:18.98	1:17.74								

5 Steve OUGH

Lap	1	2	3	4	5	6	7	8	9	10
1	1:25.40	1:20.75	1:18.44	1:18.58	1:20.38	1:19.77				

6 Ian JORDAN

Lap	1	2	3	4	5	6	7	8	9	10
1	1:22.04	1:16.32	1:16.35	1:16.05	1:15.62	1:16.47	1:17.30	1:17.11	1:16.90	1:19.03
11	1:16.67	1:16.59								

7 Ian BUXTON

Lap	1	2	3	4	5	6	7	8	9	10
1	1:22.95	1:16.78	1:16.44	1:17.01	1:16.62	1:16.70	1:17.41	1:18.37	1:16.42	1:18.05
11	1:18.22	1:16.83								

10 Paul TAYLOR

Lap	1	2	3	4	5	6	7	8	9	10
1	1:22.61	1:16.77	1:16.09	1:17.09	1:16.38	1:17.06	1:18.19	1:18.26	1:16.39	1:19.14
11	1:17.34	1:16.97								

12 Tim PROBERT

Lap	1	2	3	4	5	6	7	8	9	10
1	1:24.42	1:17.72	1:16.11	1:16.27	1:15.84	1:16.41	1:17.25	1:17.76	1:16.22	1:19.50
11	1:17.36	1:16.74								

15 Michael OLDKNOW

Lap	1	2	3	4	5	6	7	8	9	10
1	1:32.04	1:25.00	1:24.14	1:23.65	1:22.43	1:21.88	1:23.85	1:22.10	1:36.43	1:31.08
11	1:22.69									

21 Wesley BURTON

Lap	1	2	3	4	5	6	7	8	9	10
1	1:33.74	1:24.75	1:23.75	1:24.48	1:24.08	1:23.56	1:22.92	1:23.58	1:23.67	1:31.26
11	1:26.38									

22 Saxon ALLEN

Lap	1	2	3	4	5	6	7	8	9	10
1	1:56.67	1:23.41	1:24.23	1:24.14	1:22.39	1:22.18	1:26.81	1:23.55	1:22.56	1:23.22
11	1:26.01									

23	Alexander JONES									
Lap	1	2	3	4	5	6	7	8	9	10
1	1:30.68	1:30.80	1:22.78	1:21.78	1:23.14	1:20.59	1:21.35	1:20.13	1:22.19	1:21.82
11	1:21.16	1:20.88								
25	James CLENNELL									
Lap	1	2	3	4	5	6	7	8	9	10
1	1:25.13	1:19.92	1:18.85	1:18.22	1:17.43	1:17.89	1:18.29	1:18.67	1:18.93	1:17.37
11	1:18.29	1:19.35								
28	Sam ENGINEER									
Lap	1	2	3	4	5	6	7	8	9	10
1	1:48.26	1:27.93	1:27.90	1:28.38	1:27.20	1:28.22	1:26.47	1:26.15	1:26.25	1:25.14
11	1:25.76									
30	Ben MILOUDI									
Lap	1	2	3	4	5	6	7	8	9	10
1	1:23.05	1:19.53	1:17.26	1:17.65	1:17.27	1:17.10	1:16.82	1:17.20	1:17.82	1:16.93
11	1:17.08	1:16.94								
31	Martin SNAREY									
Lap	1	2	3	4	5	6	7	8	9	10
1	1:35.33	1:25.61	1:24.12	1:22.50	1:23.82	1:25.47	1:26.83	1:26.81	1:33.08	1:25.06
11	1:28.85									
41	Peter BELSEY									
Lap	1	2	3	4	5	6	7	8	9	10
1	1:22.59	1:16.49	1:16.47	1:17.19	1:16.47	1:16.91	1:16.85	1:16.23	1:15.94	1:17.67
11	1:16.07	1:17.07								
55	Peter STUDER									
Lap	1	2	3	4	5	6	7	8	9	10
1	1:23.20	1:17.34	1:16.65	1:17.01	1:16.58	1:16.30	1:17.48	1:18.08	1:16.85	1:17.98
11	1:17.71	1:17.29								
57	Jamie HARRISON									
Lap	1	2	3	4	5	6	7	8	9	10
1	1:36.52	1:26.28	1:23.67	1:22.28	1:23.37	1:25.23	1:26.80	1:26.67	1:32.14	1:23.85
11	1:29.14									
64	William STENNING									
Lap	1	2	3	4	5	6	7	8	9	10
1	1:29.94	1:26.11	1:24.78	1:22.36	1:22.37	1:21.99	1:22.01	1:22.65	1:22.59	1:22.34
11	1:23.88									
66	David HUGHES									
Lap	1	2	3	4	5	6	7	8	9	10
1	1:27.56	1:18.74	1:19.42	1:18.88	1:17.50	1:16.69	1:17.86	1:17.93	1:19.98	1:19.14
11	1:16.08	1:17.86								
69	Jesse CHAMBERLAIN									
Lap	1	2	3	4	5	6	7	8	9	10
1	1:24.87	1:19.57	1:19.99	1:19.00	1:18.68	1:21.68	1:19.89	1:18.44	1:18.45	1:18.78
11	1:18.55	1:18.49								

72 Colin GREGORY

Lap	1	2	3	4	5	6	7	8	9	10
1	1:28.22	1:40.92	1:21.87	1:21.61	1:20.70	1:22.03	1:22.82	1:21.14	1:19.31	1:19.14
11	1:23.45									

76 Ed LOWNDES

Lap	1	2	3	4	5	6	7	8	9	10
1	1:34.69	1:24.02	1:23.37	1:22.18	1:23.29	1:22.64	1:22.41	1:22.74	1:21.18	1:20.93
11	1:23.91									

79 Tim JOSLYN

Lap	1	2	3	4	5	6	7	8	9	10
1	1:26.71	1:19.16	1:19.92	1:19.22	1:18.67	1:18.34	1:17.64	1:17.34	1:18.47	1:27.40
11	1:18.38	1:18.34								

87 Jack WILKINSON

Lap	1	2	3	4	5	6	7	8	9	10
1	1:27.99	1:22.56	2:43.77	1:25.94	1:24.14	1:23.51	1:22.52	1:22.96	1:22.31	1:21.28
11	1:19.97									

88 Chris WILSHER

Lap	1	2	3	4	5	6	7	8	9	10
1	1:37.15	1:27.43	1:26.87	1:26.65	1:27.13	1:26.92	1:31.56	1:27.00	1:27.05	1:28.06
11	1:26.20									

91 Anthony MITCHELL

Lap	1	2	3	4	5	6	7	8	9	10
1	1:31.12	1:25.13	1:23.96	1:25.58	1:24.78	1:24.28	1:23.17	1:23.13	1:24.16	1:26.21
11	1:23.09									

92 Craig POLLARD

Lap	1	2	3	4	5	6	7	8	9	10
1	1:21.02	1:16.62	1:16.25	1:15.80	1:16.17	1:16.25	1:17.92	1:16.63	1:17.31	1:18.50
11	1:16.77	1:17.10								

94 Maurice GLOSTER

Lap	1	2	3	4	5	6	7	8	9	10
1	1:26.25	1:19.38	1:19.16	1:19.10	1:18.65	1:18.20	1:17.51	1:17.28	1:19.19	1:17.90
11	1:18.23	1:19.19								