



YOKOHAMA LOCOST CHAMPIONSHIP



750 Motor Club Race Meeting
Croft
20th / 21st April 2024



Timing & Results Provided by Timing Solutions Ltd

www.tsl-timing.com



Yokohama Locost Championship

QUALIFYING - RACE 4 - CLASSIFICATION

POS	NO	NAME	ENTRY	TIME	ON	LAPS	GAP	DIFF	MPH
1	82	Paul CLARK	Locost 7	1:40.571	4	9			75.17
2	19	Daniel GARRETT	Locost 7	1:40.600	2	9	0.029	0.029	75.15
3	17	Angus GOUGH	Locost 7	1:41.240	5	9	0.669	0.640	74.68
4	94*	Martin WEST	Locost 7	1:41.353	5	9	0.782	0.113	74.59
5	29	Geoff PEEK	Locost 7	1:41.425	4	8	0.854	0.072	74.54
6	7	Isaac SPIERS	Locost 7	1:42.302	2	9	1.731	0.877	73.90
7	57	Daniel RUSSELL	Locost 7	1:42.441	4	9	1.870	0.139	73.80
8	13	Jack LYNAS	Locost 7	1:42.609	5	9	2.038	0.168	73.68
9	73	Rob APSEY	Locost 7	1:43.224	7	9	2.653	0.615	73.24
10	50	Ian HARDY	Locost 7	1:43.245	7	9	2.674	0.021	73.22
11	6	Rob SISSON	Locost 7	1:43.246	7	9	2.675	0.001	73.22
12	8*	Shaun BRAME	Locost 7	1:43.383	2	9	2.812	0.137	73.13
13	52	Alan HARMAN	Locost 7	1:43.525	2	9	2.954	0.142	73.03
14	21	Kevin STRAW	Locost 7	1:43.550	5	9	2.979	0.025	73.01
15	33*	Glenn BOYER	Locost 7	1:44.016	2	9	3.445	0.466	72.68
16	28	David BERRY	Locost 7	1:44.274	4	9	3.703	0.258	72.50
17	72	Alexander ARTISS	Locost 7	1:44.341	3	4	3.770	0.067	72.46
18	31	Glyn GRIFFITHS	Locost 7	1:44.414	8	9	3.843	0.073	72.41
19	27	Mark ROUX	Locost 7	1:44.436	5	9	3.865	0.022	72.39
20	5	Lee EMM	Locost 7	1:44.481	6	8	3.910	0.045	72.36
21	81	Lewis WARD	Locost 7	1:44.924	6	8	4.353	0.443	72.05
22	77	Andy PERKINS	Locost 7	1:45.302	8	8	4.731	0.378	71.79
23	41	Keith MALPUS	Locost 7	1:45.941	4	9	5.370	0.639	71.36
24	66	Luke STOKES	Locost 7	1:47.064	7	8	6.493	1.123	70.61
25	37	Steve BROWN	Locost 7	1:47.778	7	8	7.207	0.714	70.14
26	34	Trevor FAUNCH	Locost 7	1:49.109	8	8	8.538	1.331	69.29
27	20*	William WARD	Locost 7	1:52.313	8	8	11.742	3.204	67.31

Comments:

No. 8, 20, 33, 94 - 1 Lap time disallowed; exceeding track limits.

Weather / Track : Bright / Dry

These results are provisional until the conclusion of any judicial and technical matters.

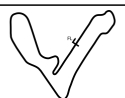
Date: 20/04/2024 Start: 11:13 Finish: 11:28

Croft: 2.1001 miles

Clerk Of Course:

Stewards:

Timekeeper: Stewart Burr



Yokohama Locost Championship

QUALIFYING - RACE 10 - 2ND FASTEST CLASSIFICATION



POS	NO	NAME	ENTRY	TIME	ON	LAPS	GAP	DIFF	MPH
1	19	Daniel GARRETT	Locost 7	1:40.604	4	9			75.15
2	82	Paul CLARK	Locost 7	1:40.685	8	9	0.081	0.081	75.09
3	94*	Martin WEST	Locost 7	1:41.400	6	9	0.796	0.715	74.56
4	17	Angus GOUGH	Locost 7	1:41.608	9	9	1.004	0.208	74.40
5	29	Geoff PEEK	Locost 7	1:42.063	3	8	1.459	0.455	74.07
6	7	Isaac SPIERS	Locost 7	1:42.856	5	9	2.252	0.793	73.50
7	13	Jack LYNAS	Locost 7	1:43.233	9	9	2.629	0.377	73.23
8	73	Rob APSEY	Locost 7	1:43.255	5	9	2.651	0.022	73.22
9	57	Daniel RUSSELL	Locost 7	1:43.399	6	9	2.795	0.144	73.12
10	52	Alan HARMAN	Locost 7	1:43.549	3	9	2.945	0.150	73.01
11	50	Ian HARDY	Locost 7	1:43.594	8	9	2.990	0.045	72.98
12	8*	Shaun BRAME	Locost 7	1:43.601	7	9	2.997	0.007	72.97
13	21	Kevin STRAW	Locost 7	1:43.957	4	9	3.353	0.356	72.72
14	33*	Glenn BOYER	Locost 7	1:44.065	3	9	3.461	0.108	72.65
15	6	Rob SISSON	Locost 7	1:44.124	4	9	3.520	0.059	72.61
16	5	Lee EMM	Locost 7	1:44.602	7	8	3.998	0.478	72.27
17	31	Glyn GRIFFITHS	Locost 7	1:44.610	6	9	4.006	0.008	72.27
18	27	Mark ROUX	Locost 7	1:44.786	7	9	4.182	0.176	72.15
19	28	David BERRY	Locost 7	1:44.991	3	9	4.387	0.205	72.01
20	77	Andy PERKINS	Locost 7	1:45.313	7	8	4.709	0.322	71.79
21	81	Lewis WARD	Locost 7	1:45.562	7	8	4.958	0.249	71.62
22	72	Alexander ARTISS	Locost 7	1:46.393	2	4	5.789	0.831	71.06
23	41	Keith MALPUS	Locost 7	1:46.735	9	9	6.131	0.342	70.83
24	66	Luke STOKES	Locost 7	1:47.235	8	8	6.631	0.500	70.50
25	37	Steve BROWN	Locost 7	1:48.170	8	8	7.566	0.935	69.89
26	34	Trevor FAUNCH	Locost 7	1:49.809	7	8	9.205	1.639	68.85
27	20*	William WARD	Locost 7	1:52.495	7	8	11.891	2.686	67.20

Comments:


No. 8, 20, 33, 94 - 1 Lap time disallowed; exceeding track limits.

Weather / Track : Bright / Dry

These results are provisional until the conclusion of any judicial and technical matters.

Date: 20/04/2024 Start: 11:13 Finish: 11:28

Croft: 2.1001 miles

Clerk Of Course:	Stewards:	Timekeeper: Stewart Burr	
------------------	-----------	--------------------------	---

Yokohama Locost Championship

QUALIFYING - RACES 4 & 10 - LAP ANALYSIS

DIFF = Difference To Personal Best Lap

P1 82 Paul CLARK				
LAP	LAP TIME	DIFF	MPH	TIME OF DAY
1 -				11:16:05.543
2 -	1:40.735 (3)	0.164	75.05	11:17:46.278
3 -	1:43.324	2.753	73.17	11:19:29.602
4 -	1:40.571 (1)		75.17	11:21:10.173
5 -	1:40.901	0.330	74.93	11:22:51.074
6 -	1:43.401	2.830	73.11	11:24:34.475
7 -	1:42.194	1.623	73.98	11:26:16.669
8 -	1:40.685 (2)	0.114	75.09	11:27:57.354
9 -	1:41.042	0.471	74.82	11:29:38.396

P2 19 Daniel GARRETT				
LAP	LAP TIME	DIFF	MPH	TIME OF DAY
1 -				11:16:05.947
2 -	1:40.600 (1)		75.15	11:17:46.547
3 -	1:42.647	2.047	73.65	11:19:29.194
4 -	1:40.604 (2)	0.004	75.15	11:21:09.798
5 -	1:41.758	1.158	74.30	11:22:51.556
6 -	1:42.400	1.800	73.83	11:24:33.956
7 -	1:40.829 (3)	0.229	74.98	11:26:14.785
8 -	1:43.171	2.571	73.28	11:27:57.956
9 -	1:40.914	0.314	74.92	11:29:38.870

P3 17 Angus GOUGH				
LAP	LAP TIME	DIFF	MPH	TIME OF DAY
1 -				11:15:31.919
2 -	1:44.954	3.714	72.03	11:17:16.873
3 -	1:42.209	0.969	73.97	11:18:59.082
4 -	1:41.651 (3)	0.411	74.37	11:20:40.733
5 -	1:41.240 (1)		74.68	11:22:21.973
6 -	1:42.488	1.248	73.77	11:24:04.461
7 -	1:48.842	7.602	69.46	11:25:53.303
8 -	1:41.687	0.447	74.35	11:27:34.990
9 -	1:41.608 (2)	0.368	74.40	11:29:16.598

P4 94 Martin WEST				
LAP	LAP TIME	DIFF	MPH	TIME OF DAY
1 -				11:15:51.233
2 -	1:43.236	1.883	73.23	11:17:34.469
3 -	1:42.319	0.966	73.89	11:19:16.788
4 -	1:41.718 (3)	0.365	74.32	11:20:58.506
5 -	1:41.353 (1)		74.59	11:22:39.859
6 -	1:41.400 (2)	0.047	74.56	11:24:21.259
7 -	4:52.252 D	10.899	67.35	11:26:13.511
8 -	1:45.725	4.372	71.51	11:27:59.236
9 -	1:42.338	0.985	73.87	11:29:41.574

P5 29 Geoff PEEK				
LAP	LAP TIME	DIFF	MPH	TIME OF DAY
1 -				11:15:20.147
2 -	1:42.645	1.220	73.65	11:17:02.792
3 -	1:42.063 (2)	0.638	74.07	11:18:44.855
4 -	1:41.425 (1)		74.54	11:20:26.280
5 -	1:41.208 P		74.70	11:22:07.488
6 -	3:34.952	1:53.527	35.17	11:25:42.440
7 -	1:51.622	10.197	67.73	11:27:34.062
8 -	1:42.344 (3)	0.919	73.87	11:29:16.406

DIFF = Difference To Personal Best Lap

P6 7 Isaac SPIERS				
LAP	LAP TIME	DIFF	MPH	TIME OF DAY
1 -				11:16:06.651
2 -	1:42.302 (1)		73.90	11:17:48.953
3 -	1:43.902	1.600	72.76	11:19:32.855
4 -	1:43.923	1.621	72.75	11:21:16.778
5 -	1:42.856 (2)	0.554	73.50	11:22:59.634
6 -	1:43.436	1.134	73.09	11:24:43.070
7 -	1:43.281 (3)	0.979	73.20	11:26:26.351
8 -	1:43.786	1.484	72.84	11:28:10.137
9 -	1:43.633	1.331	72.95	11:29:53.770

P7 57 Daniel RUSSELL				
LAP	LAP TIME	DIFF	MPH	TIME OF DAY
1 -				11:15:17.087
2 -	1:44.861	2.420	72.10	11:17:01.948
3 -	1:43.948	1.507	72.73	11:18:45.896
4 -	1:42.441 (1)		73.80	11:20:28.337
5 -	1:43.612	1.171	72.97	11:22:11.949
6 -	1:43.399 (2)	0.958	73.12	11:23:55.348
7 -	1:44.409	1.968	72.41	11:25:39.757
8 -	1:43.539 (3)	1.098	73.02	11:27:23.296
9 -	1:43.753	1.312	72.87	11:29:07.049

P8 13 Jack LYNAS				
LAP	LAP TIME	DIFF	MPH	TIME OF DAY
1 -				11:15:25.829
2 -	1:44.878	2.269	72.08	11:17:10.707
3 -	1:43.266 (3)	0.657	73.21	11:18:53.973
4 -	1:43.751	1.142	72.87	11:20:37.724
5 -	1:42.609 (1)		73.68	11:22:20.333
6 -	1:43.880	1.271	72.78	11:24:04.213
7 -	1:44.791	2.182	72.14	11:25:49.004
8 -	1:43.647	1.038	72.94	11:27:32.651
9 -	1:43.233 (2)	0.624	73.23	11:29:15.884

P9 73 Rob APSEY				
LAP	LAP TIME	DIFF	MPH	TIME OF DAY
1 -				11:15:36.586
2 -	1:44.405	1.181	72.41	11:17:20.991
3 -	1:44.202	0.978	72.55	11:19:05.193
4 -	1:43.581	0.357	72.99	11:20:48.774
5 -	1:43.255 (2)	0.031	73.22	11:22:32.029
6 -	1:44.163	0.939	72.58	11:24:16.192
7 -	1:43.224 (1)		73.24	11:25:59.416
8 -	1:43.535	0.311	73.02	11:27:42.951
9 -	1:43.329 (3)	0.105	73.17	11:29:26.280

P10 50 Ian HARDY				
LAP	LAP TIME	DIFF	MPH	TIME OF DAY
1 -				11:15:49.416
2 -	1:45.911	2.666	71.38	11:17:35.327
3 -	1:43.629 (3)	0.384	72.95	11:19:18.956
4 -	1:44.194	0.949	72.56	11:21:03.150
5 -	1:45.066	1.821	71.96	11:22:48.216
6 -	1:47.365	4.120	70.41	11:24:35.581
7 -	1:43.245 (1)		73.22	11:26:18.826
8 -	1:43.594 (2)	0.349	72.98	11:28:02.420
9 -	1:43.692	0.447	72.91	11:29:46.112

Yokohama Locost Championship

QUALIFYING - RACES 4 & 10 - LAP ANALYSIS

DIFF = Difference To Personal Best Lap

P11 6 Rob SISSON				
LAP	LAP TIME	DIFF	MPH	TIME OF DAY
1 -				11:15:45.357
2 -	1:51.875	8.629	67.58	11:17:37.232
3 -	1:44.815	1.569	72.13	11:19:22.047
4 -	1:44.124 (2)	0.878	72.61	11:21:06.171
5 -	1:46.083	2.837	71.27	11:22:52.254
6 -	1:44.345 (3)	1.099	72.45	11:24:36.599
7 -	1:43.246 (1)		73.22	11:26:19.845
8 -	1:52.766	9.520	67.04	11:28:12.611
9 -	1:52.557	9.311	67.17	11:30:05.168

P12 8 Shaun BRAME				
LAP	LAP TIME	DIFF	MPH	TIME OF DAY
1 -				11:15:09.882
2 -	1:43.383 (1)		73.13	11:16:53.265
3 -	1:44.133	0.750	72.60	11:18:37.398
4 -	1:44.869	1.486	72.09	11:20:22.267
5 -	1:47.174	3.791	70.54	11:22:09.441
6 -	1:43.758 (3)	0.375	72.86	11:23:53.199
7 -	1:43.601 (2)	0.218	72.97	11:25:36.800
8 -	1:43.744 D	0.358	72.87	11:27:20.541
9 -	1:44.293	0.910	72.49	11:29:04.834

P13 52 Alan HARMAN				
LAP	LAP TIME	DIFF	MPH	TIME OF DAY
1 -				11:15:10.808
2 -	1:43.525 (1)		73.03	11:16:54.333
3 -	1:43.549 (2)	0.024	73.01	11:18:37.882
4 -	1:44.575	1.050	72.29	11:20:22.457
5 -	1:44.202	0.677	72.55	11:22:06.659
6 -	1:44.963	1.438	72.03	11:23:51.622
7 -	1:47.440	3.915	70.37	11:25:39.062
8 -	1:43.800 (3)	0.275	72.83	11:27:22.862
9 -	1:43.804	0.279	72.83	11:29:06.666

P14 21 Kevin STRAW				
LAP	LAP TIME	DIFF	MPH	TIME OF DAY
1 -				11:15:50.423
2 -	1:46.273	2.723	71.14	11:17:36.696
3 -	1:44.342 (3)	0.792	72.45	11:19:21.038
4 -	1:43.957 (2)	0.407	72.72	11:21:04.995
5 -	1:43.550 (1)		73.01	11:22:48.545
6 -	1:45.118	1.568	71.92	11:24:33.663
7 -	1:45.324	1.774	71.78	11:26:18.987
8 -	1:44.803	1.253	72.14	11:28:03.790
9 -	2:04.046	20.496	60.95	11:30:07.836

P15 33 Glenn BOYER				
LAP	LAP TIME	DIFF	MPH	TIME OF DAY
1 -				11:15:08.933
2 -	1:44.016 (1)		72.68	11:16:52.949
3 -	1:44.065 (2)	0.049	72.65	11:18:37.014
4 -	1:44.712	0.696	72.20	11:20:21.726
5 -	1:45.286	1.270	71.81	11:22:07.012
6 -	1:45.106	1.090	71.93	11:23:52.118
7 -	1:45.596	1.580	71.59	11:25:37.714
8 -	1:43.266 D		73.21	11:27:20.980
9 -	1:44.594 (3)	0.578	72.28	11:29:05.574

DIFF = Difference To Personal Best Lap

P16 28 David BERRY				
LAP	LAP TIME	DIFF	MPH	TIME OF DAY
1 -				11:15:08.702
2 -	1:45.476	1.202	71.68	11:16:54.178
3 -	1:44.991 (2)	0.717	72.01	11:18:39.169
4 -	1:44.274 (1)		72.50	11:20:23.443
5 -	1:45.287 (3)	1.013	71.80	11:22:08.730
6 -	1:49.521	5.247	69.03	11:23:58.251
7 -	1:45.915	1.641	71.38	11:25:44.166
8 -	1:45.612	1.338	71.58	11:27:29.778
9 -	1:45.876	1.602	71.41	11:29:15.654

P17 72 Alexander ARTISS				
LAP	LAP TIME	DIFF	MPH	TIME OF DAY
1 -				11:15:47.756
2 -	1:46.393 (2)	2.052	71.06	11:17:34.149
3 -	1:44.341 (1)		72.46	11:19:18.490
4 -	1:46.681 (3)	2.340	70.87	11:21:05.171

P18 31 Glyn GRIFFITHS				
LAP	LAP TIME	DIFF	MPH	TIME OF DAY
1 -				11:15:07.054
2 -	1:44.957	0.543	72.03	11:16:52.011
3 -	1:44.750 (3)	0.336	72.17	11:18:36.761
4 -	1:45.306	0.892	71.79	11:20:22.067
5 -	1:46.304	1.890	71.12	11:22:08.371
6 -	1:44.610 (2)	0.196	72.27	11:23:52.981
7 -	1:46.981	2.567	70.67	11:25:39.962
8 -	1:44.414 (1)		72.41	11:27:24.376
9 -	1:46.149	1.735	71.22	11:29:10.525

P19 27 Mark ROUX				
LAP	LAP TIME	DIFF	MPH	TIME OF DAY
1 -				11:15:46.037
2 -	1:47.881	3.445	70.08	11:17:33.918
3 -	1:46.812	2.376	70.78	11:19:20.730
4 -	1:45.300 (3)	0.864	71.80	11:21:06.030
5 -	1:44.436 (1)		72.39	11:22:50.466
6 -	1:45.953	1.517	71.35	11:24:36.419
7 -	1:44.786 (2)	0.350	72.15	11:26:21.205
8 -	1:45.381	0.945	71.74	11:28:06.586
9 -	1:45.612	1.176	71.58	11:29:52.198

P20 5 Lee EMM				
LAP	LAP TIME	DIFF	MPH	TIME OF DAY
1 -				11:15:52.677
2 -	1:48.627	4.146	69.60	11:17:41.304
3 -	2:11.793	27.312	57.36	11:19:53.097
4 -	1:52.117	7.636	67.43	11:21:45.214
5 -	1:45.582 (3)	1.101	71.60	11:23:30.796
6 -	1:44.481 (1)		72.36	11:25:15.277
7 -	1:44.602 (2)	0.121	72.27	11:26:59.879
8 -	1:45.692	1.211	71.53	11:28:45.571

P21 81 Lewis WARD				
LAP	LAP TIME	DIFF	MPH	TIME OF DAY
1 -				11:16:08.799
2 -	1:47.747	2.823	70.17	11:17:56.546
3 -	1:48.698	3.774	69.55	11:19:45.244
4 -	1:46.927	2.003	70.70	11:21:32.171

Yokohama Locost Championship

QUALIFYING - RACES 4 & 10 - LAP ANALYSIS

DIFF = Difference To Personal Best Lap

5 -	1:47.174	2.250	70.54	11:23:19.345
6 -	1:44.924 (1)		72.05	11:25:04.269
7 -	1:45.562 (2)	0.638	71.62	11:26:49.831
8 -	1:46.622 (3)	1.698	70.91	11:28:36.453

P22 77 Andy PERKINS

LAP	LAP TIME	DIFF	MPH	TIME OF DAY
1 -				11:15:51.272
2 -	1:49.729	4.427	68.90	11:17:41.001
3 -	1:46.875	1.573	70.74	11:19:27.876
4 -	1:50.134	4.832	68.64	11:21:18.010
5 -	1:46.299 (3)	0.997	71.12	11:23:04.309
6 -	1:47.173	1.871	70.54	11:24:51.482
7 -	1:45.313 (2)	0.011	71.79	11:26:36.795
8 -	1:45.302 (1)		71.79	11:28:22.097

P23 41 Keith MALPUS

LAP	LAP TIME	DIFF	MPH	TIME OF DAY
1 -				11:15:28.595
2 -	1:49.538	3.597	69.02	11:17:18.133
3 -	1:48.533	2.592	69.66	11:19:06.666
4 -	1:45.941 (1)		71.36	11:20:52.607
5 -	1:47.102	1.161	70.59	11:22:39.709
6 -	1:46.775	0.834	70.80	11:24:26.484
7 -	1:46.769 (3)	0.828	70.81	11:26:13.253
8 -	1:48.822	2.881	69.47	11:28:02.075
9 -	1:46.735 (2)	0.794	70.83	11:29:48.810

P24 66 Luke STOKES

LAP	LAP TIME	DIFF	MPH	TIME OF DAY
1 -				11:15:41.175
2 -	1:49.231	2.167	69.21	11:17:30.406
3 -	1:52.974	5.910	66.92	11:19:23.380
4 -	1:49.478	2.414	69.06	11:21:12.858
5 -	1:49.091	2.027	69.30	11:23:01.949
6 -	1:47.596 (3)	0.532	70.26	11:24:49.545
7 -	1:47.064 (1)		70.61	11:26:36.609
8 -	1:47.235 (2)	0.171	70.50	11:28:23.844

P25 37 Steve BROWN

LAP	LAP TIME	DIFF	MPH	TIME OF DAY
1 -				11:16:00.846
2 -	1:52.307	4.529	67.32	11:17:53.153
3 -	1:51.445	3.667	67.84	11:19:44.598
4 -	1:51.018 (3)	3.240	68.10	11:21:35.616
5 -	1:51.353	3.575	67.89	11:23:26.969
6 -	1:54.393	6.615	66.09	11:25:21.362
7 -	1:47.778 (1)		70.14	11:27:09.140
8 -	1:48.170 (2)	0.392	69.89	11:28:57.310

P26 34 Trevor FAUNCH

LAP	LAP TIME	DIFF	MPH	TIME OF DAY
1 -				11:15:52.002
2 -	1:53.154	4.045	66.81	11:17:45.156
3 -	1:51.541	2.432	67.78	11:19:36.697
4 -	1:51.540	2.431	67.78	11:21:28.237
5 -	1:51.324	2.215	67.91	11:23:19.561
6 -	1:50.328 (3)	1.219	68.52	11:25:09.889
7 -	1:49.809 (2)	0.700	68.85	11:26:59.698
8 -	1:49.109 (1)		69.29	11:28:48.807

DIFF = Difference To Personal Best Lap

P27 20 William WARD				
LAP	LAP TIME	DIFF	MPH	TIME OF DAY
1 -				11:15:50.701
2 -	1:54.878	2.565	65.81	11:17:45.579
3 -	1:54.817	2.504	65.84	11:19:40.396
4 -	1:53.667 (3)	1.354	66.51	11:21:34.063
5 -	1:52.269 D		67.34	11:23:26.332
6 -	1:54.689	2.376	65.92	11:25:21.021
7 -	1:52.495 (2)	0.182	67.20	11:27:13.516
8 -	1:52.313 (1)		67.31	11:29:05.829

Yokohama Locost Championship

QUALIFYING - RACES 4 & 10 - STATISTICS

Competitors Started 27
Planned Start 2024-04-20 @ 11:10:00.000
Actual Start 2024-04-20 @ 11:13:16.672
Finish Time 2024-04-20 @ 11:28:20.171
Track Length 2.1001mi.
Total Laps 230
Total Distance Covered 483.0396mi.

Session Fastest Lap History

NO	NAME	LAP TIME	TIME OF DAY	LAP	VEHICLE
31	Glyn GRIFFITHS	1:44.957	11:16:52.027	2	Locost 7
33	Glenn BOYER	1:44.016	11:16:52.964	2	Locost 7
8	Shaun BRAME	1:43.383	11:16:53.289	2	Locost 7
29	Geoff PEEK	1:42.645	11:17:02.808	2	Locost 7
82	Paul CLARK	1:40.735	11:17:46.296	2	Locost 7
19	Daniel GARRETT	1:40.600	11:17:46.563	2	Locost 7
82	Paul CLARK	1:40.571	11:21:10.190	4	Locost 7

Flag History

TYPE	TIME OF DAY
GREEN	11:13:16.672
FINISH	11:28:20.171

Flag Statistics

TYPE	COUNT	TOTAL LAPS	TOTAL TIME
Green	1	9	17:03.176
Red	0	0	0.000
Safety Car	0	0	0.000
FCY	0	0	0.000

Yokohama Locost Championship

RACE 4 - GRID (15 minutes)



ROW 14		1:52.313 27 20 William WARD	
ROW 13	25 37 Steve BROWN	1:47.778	26 34 Trevor FAUNCH 1:49.109
ROW 12		23 41 Keith MALPUS 1:45.941	24 66 Luke STOKES 1:47.064
ROW 11	21 81 Lewis WARD	1:44.924	22 77 Andy PERKINS 1:45.302
ROW 10		19 27 Mark ROUX 1:44.436	20 5 Lee EMM 1:44.481
ROW 9	17 72 Alexander ARTISS	1:44.341	18 31 Glyn GRIFFITHS 1:44.414
ROW 8		15 33 Glenn BOYER 1:44.016	16 28 David BERRY 1:44.274
ROW 7	13 52 Alan HARMAN	1:43.525	14 21 Kevin STRAW 1:43.550
ROW 6		11 6 Rob SISSON 1:43.246	12 8 Shaun BRAME 1:43.383
ROW 5	9 73 Rob APSEY	1:43.224	10 50 Ian HARDY 1:43.245
ROW 4		7 57 Daniel RUSSELL 1:42.441	8 13 Jack LYNAS 1:42.609
ROW 3	5 29 Geoff PEEK	1:41.425	6 7 Isaac SPIERS 1:42.302
ROW 2		3 17 Angus GOUGH 1:41.240	4 94 Martin WEST 1:41.353
ROW 1	1 82 Paul CLARK	1:40.571	2 19 Daniel GARRETT 1:40.600
Pole			

These results are provisional until the conclusion of any judicial and technical matters.

Craft: 2.1001 miles

Clerk Of Course:

Stewards:

Timekeeper: Stewart Burr





Yokohama Locost Championship

RACE 4 - CLASSIFICATION

Race Distance: 9 Laps / 18.90 miles

POS	NO	NAME	ENTRY	LAPS	TIME	GAP	DIFF	MPH	BEST	ON	GRD	↑↓
1	82	Paul CLARK	Locost 7	9	15:12.390			74.57	1:40.180	9	1	0
2	19	Daniel GARRETT	Locost 7	9	15:12.756	0.366	0.366	74.54	1:40.241	8	2	0
3	94	Martin WEST	Locost 7	9	15:13.050	0.660	0.294	74.52	1:40.252	9	4	1
4	17	Angus GOUGH	Locost 7	9	15:23.407	11.017	10.357	73.68	1:40.851	2	3	-1
5	7	Isaac SPIERS	Locost 7	9	15:38.512	26.122	15.105	72.50	1:41.550	2	6	1
6	8	Shaun BRAME	Locost 7	9	15:40.455	28.065	1.943	72.35	1:42.543	5	12	6
7	13	Jack LYNAS	Locost 7	9	15:41.587	29.197	1.132	72.26	1:42.331	2	8	1
8	57	Daniel RUSSELL	Locost 7	9	15:42.201	29.811	0.614	72.21	1:42.678	5	7	-1
9	5	Lee EMM	Locost 7	9	15:43.291	30.901	1.090	72.13	1:42.630	6	20	11
10	50	Ian HARDY	Locost 7	9	15:44.392	32.002	1.101	72.05	1:43.014	5	10	0
11	52	Alan HARMAN	Locost 7	9	15:48.751	36.361	4.359	71.72	1:42.773	6	13	2
12	21	Kevin STRAW	Locost 7	9	15:52.151	39.761	3.400	71.46	1:44.011	5	14	2
13	73	Rob APSEY	Locost 7	9	15:53.790	41.400	1.639	71.34	1:41.634	3	9	-4
14	33	Glenn BOYER	Locost 7	9	15:54.067	41.677	0.277	71.32	1:43.947	5	15	1
15	31	Glyn GRIFFITHS	Locost 7	9	15:55.165	42.775	1.098	71.23	1:43.985	3	18	3
16	6	Rob SISSON	Locost 7	9	15:55.429	43.039	0.264	71.21	1:44.178	3	11	-5
17	28	David BERRY	Locost 7	9	15:59.801	47.411	4.372	70.89	1:44.337	3	16	-1
18	27	Mark ROUX	Locost 7	9	16:02.862	50.472	3.061	70.67	1:44.835	3	19	1
19	77	Andy PERKINS	Locost 7	9	16:29.085	1:16.695	26.223	68.79	1:45.287	6	22	3
20	41	Keith MALPUS	Locost 7	9	16:29.723	1:17.333	0.638	68.75	1:47.404	6	23	3
21	34	Trevor FAUNCH	Locost 7	9	16:33.738	1:21.348	4.015	68.47	1:48.237	8	26	5
22	20	William WARD	Locost 7	9	16:47.136	1:34.746	13.398	67.56	1:49.752	6	27	5
23	37	Steve BROWN	Locost 7	8	15:30.944	1 Lap	1 Lap	64.97	1:47.527	8	25	2

NOT CLASSIFIED

DNF	66	Luke STOKES	Locost 7	7	13:10.560	2 Laps	1 Lap	66.94	1:45.706	6	24	
DNF	29	Geoff PEEK	Locost 7	3	5:10.308	6 Laps	4 Laps	73.09	1:40.560	2	5	
DNF	81	Lewis WARD	Locost 7	1	3:58.720	8 Laps	2 Laps	31.67			21	

NOT STARTED

NS	72	Alexander ARTISS	Locost 7									17
----	----	------------------	----------	--	--	--	--	--	--	--	--	----

FASTEST LAP

82	Paul CLARK	Locost 7	9	1:40.180	75.47 mph	121.45 kph
----	------------	----------	---	----------	-----------	------------

Weather / Track : Bright / Dry

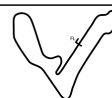
These results are provisional until the conclusion of any judicial and technical matters.

Date: 20/04/2024 Start: 14:39 Finish: 14:54
Croft: 2.1001 miles

Clerk Of Course:

Stewards:

Timekeeper: Stewart Burr



Yokohama Locost Championship

RACE 4 - LAP ANALYSIS

DIFF = Difference To Personal Best Lap

P1 82 Paul CLARK				
LAP	LAP TIME	DIFF	MPH	TIME OF DAY
1 -	1:46.945	6.765	70.69	14:40:58.434
2 -	1:40.707	0.527	75.07	14:42:39.141
3 -	1:40.955	0.775	74.89	14:44:20.096
4 -	1:41.018	0.838	74.84	14:46:01.114
5 -	1:40.590 (3)	0.410	75.16	14:47:41.704
6 -	1:40.762	0.582	75.03	14:49:22.466
7 -	1:40.228 (2)	0.048	75.43	14:51:02.694
8 -	1:41.005	0.825	74.85	14:52:43.699
9 -	1:40.180 (1)		75.47	14:54:23.879

P2 19 Daniel GARRETT				
LAP	LAP TIME	DIFF	MPH	TIME OF DAY
1 -	1:46.525	6.284	70.97	14:40:58.014
2 -	1:40.667	0.426	75.10	14:42:38.681
3 -	1:41.006	0.765	74.85	14:44:19.687
4 -	1:40.933	0.692	74.90	14:46:00.620
5 -	1:40.576 (2)	0.335	75.17	14:47:41.196
6 -	1:40.625 (3)	0.384	75.13	14:49:21.821
7 -	1:41.013	0.772	74.84	14:51:02.834
8 -	1:40.241 (1)		75.42	14:52:43.075
9 -	1:41.170	0.929	74.73	14:54:24.245

P3 94 Martin WEST				
LAP	LAP TIME	DIFF	MPH	TIME OF DAY
1 -	1:47.815	7.563	70.12	14:40:59.304
2 -	1:40.775	0.523	75.02	14:42:40.079
3 -	1:40.386 (3)	0.134	75.31	14:44:20.465
4 -	1:40.883	0.631	74.94	14:46:01.348
5 -	1:40.802	0.550	75.00	14:47:42.150
6 -	1:40.719	0.467	75.06	14:49:22.869
7 -	1:40.325 (2)	0.073	75.36	14:51:03.194
8 -	1:41.093	0.841	74.78	14:52:44.287
9 -	1:40.252 (1)		75.41	14:54:24.539

P4 17 Angus GOUGH				
LAP	LAP TIME	DIFF	MPH	TIME OF DAY
1 -	1:47.236	6.385	70.50	14:40:58.725
2 -	1:40.851 (1)		74.96	14:42:39.576
3 -	1:41.745 (3)	0.894	74.30	14:44:21.321
4 -	1:41.268 (2)	0.417	74.65	14:46:02.589
5 -	1:41.826	0.975	74.25	14:47:44.415
6 -	1:42.350	1.499	73.87	14:49:26.765
7 -	1:42.780	1.929	73.56	14:51:09.545
8 -	1:42.348	1.497	73.87	14:52:51.893
9 -	1:43.003	2.152	73.40	14:54:34.896

P5 7 Isaac SPIERS				
LAP	LAP TIME	DIFF	MPH	TIME OF DAY
1 -	1:48.742	7.192	69.52	14:41:00.231
2 -	1:41.550 (1)		74.45	14:42:41.781
3 -	1:42.160 (2)	0.610	74.00	14:44:23.941
4 -	1:50.791	9.241	68.24	14:46:14.732
5 -	1:43.725	2.175	72.89	14:47:58.457
6 -	1:42.977	1.427	73.42	14:49:41.434
7 -	1:43.109	1.559	73.32	14:51:24.543
8 -	1:42.728 (3)	1.178	73.59	14:53:07.271
9 -	1:42.730	1.180	73.59	14:54:50.001

DIFF = Difference To Personal Best Lap

P6 8 Shaun BRAME				
LAP	LAP TIME	DIFF	MPH	TIME OF DAY
1 -	1:52.179	9.636	67.39	14:41:03.668
2 -	1:43.095	0.552	73.33	14:42:46.763
3 -	1:42.937 (3)	0.394	73.44	14:44:29.700
4 -	1:46.630	4.087	70.90	14:46:16.330
5 -	1:42.543 (1)		73.73	14:47:58.873
6 -	1:43.808	1.265	72.83	14:49:42.681
7 -	1:43.074	0.531	73.35	14:51:25.755
8 -	1:42.806 (2)	0.263	73.54	14:53:08.561
9 -	1:43.383	0.840	73.13	14:54:51.944

P7 13 Jack LYNAS				
LAP	LAP TIME	DIFF	MPH	TIME OF DAY
1 -	1:50.475	8.144	68.43	14:41:01.964
2 -	1:42.331 (1)		73.88	14:42:44.295
3 -	1:44.382	2.051	72.43	14:44:28.677
4 -	1:47.243	4.912	70.49	14:46:15.920
5 -	1:43.295	0.964	73.19	14:47:59.215
6 -	1:44.389	2.058	72.42	14:49:43.604
7 -	1:43.254	0.923	73.22	14:51:26.858
8 -	1:43.033 (2)	0.702	73.38	14:53:09.891
9 -	1:43.185 (3)	0.854	73.27	14:54:53.076

P8 57 Daniel RUSSELL				
LAP	LAP TIME	DIFF	MPH	TIME OF DAY
1 -	1:52.030	9.352	67.48	14:41:03.519
2 -	1:43.768	1.090	72.86	14:42:47.287
3 -	1:43.059 (3)	0.381	73.36	14:44:30.346
4 -	1:46.546	3.868	70.96	14:46:16.892
5 -	1:42.678 (1)		73.63	14:47:59.570
6 -	1:43.830	1.152	72.81	14:49:43.400
7 -	1:42.804 (2)	0.126	73.54	14:51:26.204
8 -	1:43.427	0.749	73.10	14:53:09.631
9 -	1:44.059	1.381	72.65	14:54:53.690

P9 5 Lee EMM				
LAP	LAP TIME	DIFF	MPH	TIME OF DAY
1 -	1:56.013	13.383	65.17	14:41:07.502
2 -	1:44.888	2.258	72.08	14:42:52.390
3 -	1:42.932 (3)	0.302	73.45	14:44:35.322
4 -	1:43.866	1.236	72.79	14:46:19.188
5 -	1:42.651 (2)	0.021	73.65	14:48:01.839
6 -	1:42.630 (1)		73.66	14:49:44.469
7 -	1:43.343	0.713	73.16	14:51:27.812
8 -	1:43.593	0.963	72.98	14:53:11.405
9 -	1:43.375	0.745	73.13	14:54:54.780

P10 50 Ian HARDY				
LAP	LAP TIME	DIFF	MPH	TIME OF DAY
1 -	1:51.204	8.190	67.98	14:41:02.693
2 -	1:43.748 (3)	0.734	72.87	14:42:46.441
3 -	1:44.501	1.487	72.34	14:44:30.942
4 -	1:46.366	3.352	71.08	14:46:17.308
5 -	1:43.014 (1)		73.39	14:48:00.322
6 -	1:43.905	0.891	72.76	14:49:44.227
7 -	1:43.937	0.923	72.74	14:51:28.164
8 -	1:43.415 (2)	0.401	73.10	14:53:11.579
9 -	1:44.302	1.288	72.48	14:54:55.881

Yokohama Locost Championship

RACE 4 - LAP ANALYSIS

DIFF = Difference To Personal Best Lap

P11 52 Alan HARMAN				
LAP	LAP TIME	DIFF	MPH	TIME OF DAY
1 -	1:52.872	10.099	66.98	14:41:04.361
2 -	1:43.549	0.776	73.01	14:42:47.910
3 -	1:43.321 (3)	0.548	73.17	14:44:31.231
4 -	1:46.615	3.842	70.91	14:46:17.846
5 -	1:43.189 (2)	0.416	73.26	14:48:01.035
6 -	1:42.773 (1)		73.56	14:49:43.808
7 -	1:43.418	0.645	73.10	14:51:27.226
8 -	1:43.776	1.003	72.85	14:53:11.002
9 -	1:49.238	6.465	69.21	14:55:00.240

P12 21 Kevin STRAW				
LAP	LAP TIME	DIFF	MPH	TIME OF DAY
1 -	1:53.928	9.917	66.36	14:41:05.417
2 -	1:44.313 (2)	0.302	72.48	14:42:49.730
3 -	1:44.543	0.532	72.32	14:44:34.273
4 -	1:46.010	1.999	71.31	14:46:20.283
5 -	1:44.011 (1)		72.69	14:48:04.294
6 -	1:44.454 (3)	0.443	72.38	14:49:48.748
7 -	1:44.658	0.647	72.24	14:51:33.406
8 -	1:45.413	1.402	71.72	14:53:18.819
9 -	1:44.821	0.810	72.12	14:55:03.640

P13 73 Rob APSEY				
LAP	LAP TIME	DIFF	MPH	TIME OF DAY
1 -	1:49.942	8.308	68.76	14:41:01.431
2 -	1:41.867 (2)	0.233	74.22	14:42:43.298
3 -	1:41.634 (1)		74.39	14:44:24.932
4 -	1:50.357	8.723	68.51	14:46:15.289
5 -	1:43.019 (3)	1.385	73.39	14:47:58.308
6 -	1:43.790	2.156	72.84	14:49:42.098
7 -	1:43.271	1.637	73.21	14:51:25.369
8 -	1:50.194	8.560	68.61	14:53:15.563
9 -	1:49.716	8.082	68.91	14:55:05.279

P14 33 Glenn BOYER				
LAP	LAP TIME	DIFF	MPH	TIME OF DAY
1 -	1:55.672	11.725	65.36	14:41:07.161
2 -	1:46.595	2.648	70.92	14:42:53.756
3 -	1:43.971 (2)	0.024	72.71	14:44:37.727
4 -	1:44.387	0.440	72.42	14:46:22.114
5 -	1:43.947 (1)		72.73	14:48:06.061
6 -	1:45.541	1.594	71.63	14:49:51.602
7 -	1:44.448	0.501	72.38	14:51:36.050
8 -	1:45.498	1.551	71.66	14:53:21.548
9 -	1:44.008 (3)	0.061	72.69	14:55:05.556

P15 31 Glyn GRIFFITHS				
LAP	LAP TIME	DIFF	MPH	TIME OF DAY
1 -	1:56.702	12.717	64.78	14:41:08.191
2 -	1:45.137	1.152	71.91	14:42:53.328
3 -	1:43.985 (1)		72.70	14:44:37.313
4 -	1:45.227	1.242	71.85	14:46:22.540
5 -	1:44.030 (2)	0.045	72.67	14:48:06.570
6 -	1:45.781	1.796	71.47	14:49:52.351
7 -	1:44.065 (3)	0.080	72.65	14:51:36.416
8 -	1:44.995	1.010	72.00	14:53:21.411
9 -	1:45.243	1.258	71.83	14:55:06.654

DIFF = Difference To Personal Best Lap

P16 6 Rob SISSON				
LAP	LAP TIME	DIFF	MPH	TIME OF DAY
1 -	1:57.011	12.833	64.61	14:41:08.500
2 -	1:45.774	1.596	71.47	14:42:54.274
3 -	1:44.178 (1)		72.57	14:44:38.452
4 -	1:44.245 (2)	0.067	72.52	14:46:22.697
5 -	1:45.344	1.166	71.77	14:48:08.041
6 -	1:44.501	0.323	72.34	14:49:52.542
7 -	1:44.323 (3)	0.145	72.47	14:51:36.865
8 -	1:45.437	1.259	71.70	14:53:22.302
9 -	1:44.616	0.438	72.27	14:55:06.918

P17 28 David BERRY				
LAP	LAP TIME	DIFF	MPH	TIME OF DAY
1 -	1:55.284	10.947	65.58	14:41:06.773
2 -	1:45.106	0.769	71.93	14:42:51.879
3 -	1:44.337 (1)		72.46	14:44:36.216
4 -	1:45.110	0.773	71.93	14:46:21.326
5 -	1:44.369 (2)	0.032	72.44	14:48:05.695
6 -	1:45.262	0.925	71.82	14:49:50.957
7 -	1:44.967 (3)	0.630	72.02	14:51:35.924
8 -	1:46.567	2.230	70.94	14:53:22.491
9 -	1:48.799	4.462	69.49	14:55:11.290

P18 27 Mark ROUX				
LAP	LAP TIME	DIFF	MPH	TIME OF DAY
1 -	1:58.040	13.205	64.05	14:41:09.529
2 -	1:45.447	0.612	71.70	14:42:54.976
3 -	1:44.835 (1)		72.11	14:44:39.811
4 -	1:45.055 (3)	0.220	71.96	14:46:24.866
5 -	1:44.836 (2)	0.001	72.11	14:48:09.702
6 -	1:46.835	2.000	70.76	14:49:56.537
7 -	1:45.601	0.766	71.59	14:51:42.138
8 -	1:46.025	1.190	71.30	14:53:28.163
9 -	1:46.188	1.353	71.20	14:55:14.351

P19 77 Andy PERKINS				
LAP	LAP TIME	DIFF	MPH	TIME OF DAY
1 -	2:00.774	15.487	62.60	14:41:12.263
2 -	1:48.689	3.402	69.56	14:43:00.952
3 -	2:01.385	16.098	62.28	14:45:02.337
4 -	1:46.392	1.105	71.06	14:46:48.729
5 -	1:46.253 (3)	0.966	71.15	14:48:34.982
6 -	1:45.287 (1)		71.80	14:50:20.269
7 -	1:46.284	0.997	71.13	14:52:06.553
8 -	1:45.898 (2)	0.611	71.39	14:53:52.451
9 -	1:48.123	2.836	69.92	14:55:40.574

P20 41 Keith MALPUS				
LAP	LAP TIME	DIFF	MPH	TIME OF DAY
1 -	2:02.966	15.562	61.48	14:41:14.455
2 -	1:49.702	2.298	68.91	14:43:04.157
3 -	1:47.668 (3)	0.264	70.22	14:44:51.825
4 -	1:47.773	0.369	70.15	14:46:39.598
5 -	1:49.228	1.824	69.21	14:48:28.826
6 -	1:47.404 (1)		70.39	14:50:16.230
7 -	1:49.120	1.716	69.28	14:52:05.350
8 -	1:47.590 (2)	0.186	70.27	14:53:52.940
9 -	1:48.272	0.868	69.82	14:55:41.212

Yokohama Locost Championship

RACE 4 - LAP ANALYSIS

DIFF = Difference To Personal Best Lap

P21 34 Trevor FAUNCH				
LAP	LAP TIME	DIFF	MPH	TIME OF DAY
1 -	2:00.091	11.854	62.95	14:41:11.580
2 -	1:49.772	1.535	68.87	14:43:01.352
3 -	1:48.751 (3)	0.514	69.52	14:44:50.103
4 -	1:48.968	0.731	69.38	14:46:39.071
5 -	1:51.102	2.865	68.05	14:48:30.173
6 -	1:48.652 (2)	0.415	69.58	14:50:18.825
7 -	1:48.895	0.658	69.43	14:52:07.720
8 -	1:48.237 (1)		69.85	14:53:55.957
9 -	1:49.270	1.033	69.19	14:55:45.227

P22 20 William WARD				
LAP	LAP TIME	DIFF	MPH	TIME OF DAY
1 -	2:03.125	13.373	61.40	14:41:14.614
2 -	1:50.522	0.770	68.40	14:43:05.136
3 -	1:50.916	1.164	68.16	14:44:56.052
4 -	1:50.564	0.812	68.38	14:46:46.616
5 -	1:50.302 (3)	0.550	68.54	14:48:36.918
6 -	1:49.752 (1)		68.88	14:50:26.670
7 -	1:51.345	1.593	67.90	14:52:18.015
8 -	1:49.815 (2)	0.063	68.84	14:54:07.830
9 -	1:50.795	1.043	68.23	14:55:58.625

P23 37 Steve BROWN				
LAP	LAP TIME	DIFF	MPH	TIME OF DAY
1 -	2:04.074	16.547	60.93	14:41:15.563
2 -	1:52.137	4.610	67.42	14:43:07.700
3 -	1:51.619	4.092	67.73	14:44:59.319
4 -	1:49.440 (3)	1.913	69.08	14:46:48.759
5 -	1:48.749 (2)	1.222	69.52	14:48:37.508
6 -	1:51.615 P	4.088	67.73	14:50:29.123
7 -	2:25.783	38.256	51.86	14:52:54.906
8 -	1:47.527 (1)		70.31	14:54:42.433

P24 66 Luke STOKES				
LAP	LAP TIME	DIFF	MPH	TIME OF DAY
1 -	1:59.671	13.965	63.17	14:41:11.160
2 -	1:47.053	1.347	70.62	14:42:58.213
3 -	1:46.440	0.734	71.03	14:44:44.653
4 -	1:45.975 (2)	0.269	71.34	14:46:30.628
5 -	1:46.105 (3)	0.399	71.25	14:48:16.733
6 -	1:45.706 (1)		71.52	14:50:02.439
7 -	2:19.610 P	33.904	54.15	14:52:22.049

P25 29 Geoff PEEK				
LAP	LAP TIME	DIFF	MPH	TIME OF DAY
1 -	1:48.395 (3)	7.835	69.75	14:40:59.884
2 -	1:40.560 (1)		75.18	14:42:40.444
3 -	1:41.353 (2)	0.793	74.59	14:44:21.797

P26 81 Lewis WARD				
LAP	LAP TIME	DIFF	MPH	TIME OF DAY
1 -	3:58.720		31.67	14:43:10.209

Yokohama Locost Championship

RACE 4 - LAP CHART

LAP 1 @ 14:40:58.014			LAP 2 @ 14:42:38.681			LAP 3 @ 14:44:19.687			LAP 4 @ 14:46:00.620			LAP 5 @ 14:47:41.196		
NO	BEHIND	LAP TIME	NO	BEHIND	LAP TIME	NO	BEHIND	LAP TIME	NO	BEHIND	LAP TIME	NO	BEHIND	LAP TIME
19		1:46.525	19		1:40.667	19		1:41.006	19		1:40.933	19		1:40.576
82	0.420	1:46.945	82	0.460	1:40.707	82	0.409	1:40.955	82	0.494	1:41.018	82	0.508	1:40.590
17	0.711	1:47.236	17	0.895	1:40.851	94	0.778	1:40.386	94	0.728	1:40.883	94	0.954	1:40.802
94	1.290	1:47.815	94	1.398	1:40.775	17	1.634	1:41.745	17	1.969	1:41.268	17	3.219	1:41.826
29	1.870	1:48.395	29	1.763	1:40.560	29	2.110	1:41.353	7	14.112	1:50.791	73	17.112	1:43.019
7	2.217	1:48.742	7	3.100	1:41.550	7	4.254	1:42.160	73	14.669	1:50.357	7	17.261	1:43.725
73	3.417	1:49.942	73	4.617	1:41.867	73	5.245	1:41.634	13	15.300	1:47.243	8	17.677	1:42.543
13	3.950	1:50.475	13	5.614	1:42.331	13	8.990	1:44.382	8	15.710	1:46.630	13	18.019	1:43.295
50	4.679	1:51.204	50	7.760	1:43.748	8	10.013	1:42.937	57	16.272	1:46.546	57	18.374	1:42.678
57	5.505	1:52.030	8	8.082	1:43.095	57	10.659	1:43.059	50	16.688	1:46.366	50	19.126	1:43.014
8	5.654	1:52.179	57	8.606	1:43.768	50	11.255	1:44.501	52	17.226	1:46.615	52	19.839	1:43.189
52	6.347	1:52.872	52	9.229	1:43.549	52	11.544	1:43.321	5	18.568	1:43.866	5	20.643	1:42.651
21	7.403	1:53.928	21	11.049	1:44.313	21	14.586	1:44.543	21	19.663	1:46.010	21	23.098	1:44.011
28	8.759	1:55.284	28	13.198	1:45.106	5	15.635	1:42.932	28	20.706	1:45.110	28	24.499	1:44.369
33	9.147	1:55.672	5	13.709	1:44.888	28	16.529	1:44.337	33	21.494	1:44.387	33	24.865	1:43.947
5	9.488	1:56.013	31	14.647	1:45.137	31	17.626	1:43.985	31	21.920	1:45.227	31	25.374	1:44.030
31	10.177	1:56.702	33	15.075	1:46.595	33	18.040	1:43.971	6	22.077	1:44.245	6	26.845	1:45.344
6	10.486	1:57.011	6	15.593	1:45.774	6	18.765	1:44.178	27	24.246	1:45.055	27	28.506	1:44.836
27	11.515	1:58.040	27	16.295	1:45.447	27	20.124	1:44.835	66	30.008	1:45.975	66	35.537	1:46.105
66	13.146	1:59.671	66	19.532	1:47.053	66	24.966	1:46.440	34	38.451	1:48.968	41	47.630	1:49.228
34	13.566	2:00.091	77	22.271	1:48.689	34	30.416	1:48.751	41	38.978	1:47.773	34	48.977	1:51.102
77	14.249	2:00.774	34	22.671	1:49.772	41	32.138	1:47.668	20	45.996	1:50.564	77	53.786	1:46.253
41	16.441	2:02.966	41	25.476	1:49.702	20	36.365	1:50.916	77	48.109	1:46.392	20	55.722	1:50.302
20	16.600	2:03.125	20	26.455	1:50.522	37	39.632	1:51.619	37	48.139	1:49.440	37	56.312	1:48.749
37	17.549	2:04.074	37	29.019	1:52.137	77	42.650	2:01.385						
			81	1 Lap	3:58.720									

Yokohama Locost Championship

RACE 4 - LAP CHART

LAP 6 @ 14:49:21.821			LAP 7 @ 14:51:02.694			LAP 8 @ 14:52:43.075			LAP 9 @ 14:54:23.879		
NO	BEHIND	LAP TIME	NO	BEHIND	LAP TIME	NO	BEHIND	LAP TIME	NO	BEHIND	LAP TIME
19		1:40.625	82		1:40.228	19		1:40.241	82		1:40.180
82	0.645	1:40.762	19	0.140	1:41.013	82	0.624	1:41.005	19	0.366	1:41.170
94	1.048	1:40.719	94	0.500	1:40.325	94	1.212	1:41.093	94	0.660	1:40.252
17	4.944	1:42.350	17	6.851	1:42.780	17	8.818	1:42.348	17	11.017	1:43.003
7	19.613	1:42.977	7	21.849	1:43.109	37	1 Lap	2:25.783	37	1 Lap	1:47.527
73	20.277	1:43.790	73	22.675	1:43.271	7	24.196	1:42.728	7	26.122	1:42.730
8	20.860	1:43.808	8	23.061	1:43.074	8	25.486	1:42.806	8	28.065	1:43.383
57	21.579	1:43.830	57	23.510	1:42.804	57	26.556	1:43.427	13	29.197	1:43.185
13	21.783	1:44.389	13	24.164	1:43.254	13	26.816	1:43.033	57	29.811	1:44.059
52	21.987	1:42.773	52	24.532	1:43.418	52	27.927	1:43.776	5	30.901	1:43.375
50	22.406	1:43.905	5	25.118	1:43.343	5	28.330	1:43.593	50	32.002	1:44.302
5	22.648	1:42.630	50	25.470	1:43.937	50	28.504	1:43.415	52	36.361	1:49.238
21	26.927	1:44.454	21	30.712	1:44.658	73	32.488	1:50.194	21	39.761	1:44.821
28	29.136	1:45.262	28	33.230	1:44.967	21	35.744	1:45.413	73	41.400	1:49.716
33	29.781	1:45.541	33	33.356	1:44.448	31	38.336	1:44.995	33	41.677	1:44.008
31	30.530	1:45.781	31	33.722	1:44.065	33	38.473	1:45.498	31	42.775	1:45.243
6	30.721	1:44.501	6	34.171	1:44.323	6	39.227	1:45.437	6	43.039	1:44.616
27	34.716	1:46.835	27	39.444	1:45.601	28	39.416	1:46.567	28	47.411	1:48.799
66	40.618	1:45.706	41	1:02.656	1:49.120	27	45.088	1:46.025	27	50.472	1:46.188
41	54.409	1:47.404	77	1:03.859	1:46.284	77	1:09.376	1:45.898	77	1:16.695	1:48.123
34	57.004	1:48.652	34	1:05.026	1:48.895	41	1:09.865	1:47.590	41	1:17.333	1:48.272
77	58.448	1:45.287	20	1:15.321	1:51.345	34	1:12.882	1:48.237	34	1:21.348	1:49.270
20	1:04.849	1:49.752	66	1:19.355	2:19.610 P	20	1:24.755	1:49.815	20	1:34.746	1:50.795
37	1:07.302	1:51.615 P									

Yokohama Locost Championship

RACE 4 - POSITION CHART

No	Name	Lap Pos	Lap									
			1	2	3	4	5	6	7	8	9	
82	CLARK	1	19	19	19	19	19	19	82	19	82	
19	GARRETT	2	82	82	82	82	82	82	19	82	19	
17	GOUGH	3	17	17	94	94	94	94	94	94	94	
94	WEST	4	94	94	17	17	17	17	17	17	17	
29	PEEK	5	29	29	29	7	73	7	7	7	7	
7	SPIERS	6	7	7	7	73	7	73	73	8	8	
57	RUSSELL	7	73	73	73	13	8	8	8	57	13	
13	LYNAS	8	13	13	13	8	13	57	57	13	57	
73	APSEY	9	50	50	8	57	57	13	13	52	5	
50	HARDY	10	57	8	57	50	50	52	52	5	50	
6	SISSON	11	8	57	50	52	52	50	5	50	52	
8	BRAME	12	52	52	52	5	5	5	50	73	21	
52	HARMAN	13	21	21	21	21	21	21	21	21	73	
21	STRAW	14	28	28	5	28	28	28	28	31	33	
33	BOYER	15	33	5	28	33	33	33	33	33	31	
28	BERRY	16	5	31	31	31	31	31	31	6	6	
72	ARTISS	17	31	33	33	6	6	6	6	28	28	
31	GRIFFITHS	18	6	6	6	27	27	27	27	27	27	
27	ROUX	19	27	27	27	66	66	66	41	77	77	
5	EMM	20	66	66	66	34	41	41	77	41	41	
81	WARD	21	34	77	34	41	34	34	34	34	34	
77	PERKINS	22	77	34	41	20	77	77	20	20	20	
41	MALPUS	23	41	41	20	77	20	20	66	37		
66	STOKES	24	20	20	37	37	37	37	37	37		
37	BROWN	25	37	37	77							
34	FAUNCH	26	81									
20	WARD	27										

Yokohama Locost Championship

RACE 4 - STATISTICS

Competitors Started	26
Planned Start	2024-04-20 @ 14:25:00.000
Actual Start	2024-04-20 @ 14:39:11.488
Finish Time	2024-04-20 @ 14:54:23.514
Track Length	2.1001mi.
Total Laps	217
Total Distance Covered	455.7374mi.

Session Fastest Lap History

NO	NAME	LAP TIME	TIME OF DAY	LAP	VEHICLE
19	Daniel GARRETT	1:46.525	14:40:58.030	1	Locost 7
19	Daniel GARRETT	1:40.667	14:42:38.696	2	Locost 7
29	Geoff PEEK	1:40.560	14:42:40.459	2	Locost 7
94	Martin WEST	1:40.386	14:44:20.475	3	Locost 7
82	Paul CLARK	1:40.228	14:51:02.711	7	Locost 7
82	Paul CLARK	1:40.180	14:54:23.897	9	Locost 7

Session Leader History

NO	NAME	FROM LAP	LAPS LED	DISTANCE	VEHICLE
19	Daniel GARRETT	1	6	12.60 miles	Locost 7
82	Paul CLARK	7	1	2.10 miles	Locost 7
19	Daniel GARRETT	8	1	2.10 miles	Locost 7
82	Paul CLARK	9	1	2.10 miles	Locost 7

Flag History

TYPE	TIME OF DAY
GREEN	14:39:11.488
FINISH	14:54:23.514

Flag Statistics

TYPE	COUNT	TOTAL LAPS	TOTAL TIME
Green	1	9	16:54.781
Red	0	0	0.000
Safety Car	0	0	0.000
FCY	0	0	0.000

Yokohama Locost Championship

RACE 10 - GRID (15 minutes)



ROW 14		27	20	William WARD	1:52.495				
ROW 13	25	37	Steve BROWN	1:48.170	26	34	Trevor FAUNCH	1:49.809	
ROW 12		23	41	Keith MALPUS	1:46.735	24	66	Luke STOKES	1:47.235
ROW 11	21	81	Lewis WARD	1:45.562	22	72	Alexander ARTISS	1:46.393	
ROW 10		19	28	David BERRY	1:44.991	20	77	Andy PERKINS	1:45.313
ROW 9	17	31	Glyn GRIFFITHS	1:44.610	18	27	Mark ROUX	1:44.786	
ROW 8		15	6	Rob SISSON	1:44.124	16	5	Lee EMM	1:44.602
ROW 7	13	21	Kevin STRAW	1:43.957	14	33	Glenn BOYER	1:44.065	
ROW 6		11	50	Ian HARDY	1:43.594	12	8	Shaun BRAME	1:43.601
ROW 5	9	57	Daniel RUSSELL	1:43.399	10	52	Alan HARMAN	1:43.549	
ROW 4		7	13	Jack LYNAS	1:43.233	8	73	Rob APSEY	1:43.255
ROW 3	5	29	Geoff PEEK	1:42.063	6	7	Isaac SPIERS	1:42.856	
ROW 2		3	94	Martin WEST	1:41.400	4	17	Angus GOUGH	1:41.608
ROW 1	1	19	Daniel GARRETT	1:40.604	2	82	Paul CLARK	1:40.685	
Pole									

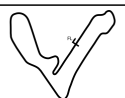
These results are provisional until the conclusion of any judicial and technical matters.

Craft: 2.1001 miles

Clerk Of Course:

Stewards:

Timekeeper: Stewart Burr





Yokohama Locost Championship

RACE 10 - CLASSIFICATION

Race Distance: 9 Laps / 18.90 miles

POS	NO	NAME	ENTRY	LAPS	TIME	GAP	DIFF	MPH	BEST	ON	GRD	↑↓
1	94	Martin WEST	Locost 7	9	15:15.455			74.32	1:40.078	2	3	2
2	19	Daniel GARRETT	Locost 7	9	15:15.945	0.490	0.490	74.29	1:40.451	6	1	-1
3	29	Geoff PEEK	Locost 7	9	15:16.324	0.869	0.379	74.25	1:40.471	6	5	2
4	17	Angus GOUGH	Locost 7	9	15:20.491	5.036	4.167	73.92	1:41.179	5	4	0
5	13	Jack LYNAS	Locost 7	9	15:28.166	12.711	7.675	73.31	1:41.249	3	7	2
6	8	Shaun BRAME	Locost 7	9	15:38.930	23.475	10.764	72.47	1:42.005	3	12	6
7	57	Daniel RUSSELL	Locost 7	9	15:39.592	24.137	0.662	72.42	1:42.261	3	9	2
8	52	Alan HARMAN	Locost 7	9	15:44.039	28.584	4.447	72.07	1:42.960	3	10	2
9	81	Lewis WARD	Locost 7	9	15:56.267	40.812	12.228	71.15	1:43.348	2	21	12
10	27	Mark ROUX	Locost 7	9	15:59.300	43.845	3.033	70.93	1:43.567	3	18	8
11	6	Rob SISSON	Locost 7	9	15:59.547	44.092	0.247	70.91	1:43.442	2	15	4
12	21	Kevin STRAW	Locost 7	9	16:14.467	59.012	14.920	69.82	1:42.063	3	13	1
13	41	Keith MALPUS	Locost 7	9	16:22.115	1:06.660	7.648	69.28	1:45.948	3	23	10
14	77	Andy PERKINS	Locost 7	9	16:22.361	1:06.906	0.246	69.26	1:45.051	8	20	6
15	66	Luke STOKES	Locost 7	9	16:22.845	1:07.390	0.484	69.23	1:44.654	5	24	9
16	37	Steve BROWN	Locost 7	9	16:36.141	1:20.686	13.296	68.30	1:46.018	3	25	9
17	34	Trevor FAUNCH	Locost 7	9	16:36.523	1:21.068	0.382	68.28	1:47.700	8	26	9

NOT CLASSIFIED

DNF	50	Ian HARDY	Locost 7	7	12:51.319	2 Laps	2 Laps	68.61	1:42.328	3	11	
DNF	28	David BERRY	Locost 7	7	13:05.048	2 Laps	13.729	67.41	1:45.150	5	19	
DNF	7	Isaac SPIERS	Locost 7	6	10:15.651	3 Laps	1 Lap	73.68	1:40.995	4	6	
DNF	5	Lee EMM	Locost 7	6	10:35.406	3 Laps	19.755	71.39	1:42.043	3	16	
DNF	31	Glyn GRIFFITHS	Locost 7	5	8:50.261	4 Laps	1 Lap	71.29	1:42.279	3	17	
DNF	20	William WARD	Locost 7	2	4:04.051	7 Laps	3 Laps	61.95	1:49.261	2	27	
DNF	82	Paul CLARK	Locost 7	0							2	
DNF	73	Rob APSEY	Locost 7								8	
DNF	33	Glenn BOYER	Locost 7								14	

NOT STARTED

NS	72	Alexander ARTISS	Locost 7									22
----	----	------------------	----------	--	--	--	--	--	--	--	--	----

FASTEST LAP

94	Martin WEST	Locost 7	2	1:40.078	75.54 mph	121.58 kph
----	-------------	----------	---	----------	-----------	------------

Weather / Track : Bright / Dry

Date: 21/04/2024 Start: 12:39 Finish: 12:54

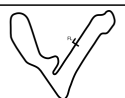
These results are provisional until the conclusion of any judicial and technical matters.

Craft: 2.1001 miles

Clerk Of Course:

Stewards:

Timekeeper: Stewart Burr



Yokohama Locost Championship

RACE 10 - LAP ANALYSIS

DIFF = Difference To Personal Best Lap

P1 94 Martin WEST				
LAP	LAP TIME	DIFF	MPH	TIME OF DAY
1 -	1:46.181	6.103	71.20	12:41:03.976
2 -	1:40.078 (1)		75.54	12:42:44.054
3 -	1:41.115 (3)	1.037	74.77	12:44:25.169
4 -	1:41.169	1.091	74.73	12:46:06.338
5 -	1:42.395	2.317	73.83	12:47:48.733
6 -	1:40.532 (2)	0.454	75.20	12:49:29.265
7 -	1:41.434	1.356	74.53	12:51:10.699
8 -	1:41.136	1.058	74.75	12:52:51.835
9 -	1:41.415	1.337	74.55	12:54:33.250

P2 19 Daniel GARRETT				
LAP	LAP TIME	DIFF	MPH	TIME OF DAY
1 -	1:45.831	5.380	71.44	12:41:03.626
2 -	1:40.763 (2)	0.312	75.03	12:42:44.389
3 -	1:41.083 (3)	0.632	74.79	12:44:25.472
4 -	1:41.270	0.819	74.65	12:46:06.742
5 -	1:41.807	1.356	74.26	12:47:48.549
6 -	1:40.451 (1)		75.26	12:49:29.000
7 -	1:42.153	1.702	74.01	12:51:11.153
8 -	1:41.456	1.005	74.52	12:52:52.609
9 -	1:41.131	0.680	74.76	12:54:33.740

P3 29 Geoff PEEK				
LAP	LAP TIME	DIFF	MPH	TIME OF DAY
1 -	1:47.018	6.547	70.64	12:41:04.813
2 -	1:40.877 (2)	0.406	74.94	12:42:45.690
3 -	1:41.603	1.132	74.41	12:44:27.293
4 -	1:41.249	0.778	74.67	12:46:08.542
5 -	1:41.073	0.602	74.80	12:47:49.615
6 -	1:40.471 (1)		75.25	12:49:30.086
7 -	1:41.322	0.851	74.61	12:51:11.408
8 -	1:41.723	1.252	74.32	12:52:53.131
9 -	1:40.988 (3)	0.517	74.86	12:54:34.119

P4 17 Angus GOUGH				
LAP	LAP TIME	DIFF	MPH	TIME OF DAY
1 -	1:47.701	6.522	70.19	12:41:05.496
2 -	1:42.201	1.022	73.97	12:42:47.697
3 -	1:41.203 (2)	0.024	74.70	12:44:28.900
4 -	1:41.212 (3)	0.033	74.70	12:46:10.112
5 -	1:41.179 (1)		74.72	12:47:51.291
6 -	1:41.742	0.563	74.31	12:49:33.033
7 -	1:41.737	0.558	74.31	12:51:14.770
8 -	1:41.840	0.661	74.24	12:52:56.610
9 -	1:41.676	0.497	74.35	12:54:38.286

P5 13 Jack LYNAS				
LAP	LAP TIME	DIFF	MPH	TIME OF DAY
1 -	1:50.095	8.846	68.67	12:41:07.890
2 -	1:42.346	1.097	73.87	12:42:50.236
3 -	1:41.249 (1)		74.67	12:44:31.485
4 -	1:41.805 (2)	0.556	74.26	12:46:13.290
5 -	1:42.063 (3)	0.814	74.07	12:47:55.353
6 -	1:42.139	0.890	74.02	12:49:37.492
7 -	1:42.470	1.221	73.78	12:51:19.962
8 -	1:42.356	1.107	73.86	12:53:02.318
9 -	1:43.643	2.394	72.94	12:54:45.961

DIFF = Difference To Personal Best Lap

P6 8 Shaun BRAME				
LAP	LAP TIME	DIFF	MPH	TIME OF DAY
1 -	1:50.989	8.984	68.12	12:41:08.784
2 -	1:42.559 (2)	0.554	73.71	12:42:51.343
3 -	1:42.005 (1)		74.12	12:44:33.348
4 -	1:44.575	2.570	72.29	12:46:17.923
5 -	1:43.188 (3)	1.183	73.27	12:48:01.111
6 -	1:44.705	2.700	72.20	12:49:45.816
7 -	1:43.693	1.688	72.91	12:51:29.509
8 -	1:43.541	1.536	73.02	12:53:13.050
9 -	1:43.675	1.670	72.92	12:54:56.725

P7 57 Daniel RUSSELL				
LAP	LAP TIME	DIFF	MPH	TIME OF DAY
1 -	1:51.937	9.676	67.54	12:41:09.732
2 -	1:42.796 (2)	0.535	73.54	12:42:52.528
3 -	1:42.261 (1)		73.93	12:44:34.789
4 -	1:44.138	1.877	72.60	12:46:18.927
5 -	1:44.649	2.388	72.24	12:48:03.576
6 -	1:43.444	1.183	73.08	12:49:47.020
7 -	1:43.187	0.926	73.27	12:51:30.207
8 -	1:44.349	2.088	72.45	12:53:14.556
9 -	1:42.831 (3)	0.570	73.52	12:54:57.387

P8 52 Alan HARMAN				
LAP	LAP TIME	DIFF	MPH	TIME OF DAY
1 -	1:49.907	6.947	68.79	12:41:07.702
2 -	1:43.111 (2)	0.151	73.32	12:42:50.813
3 -	1:42.960 (1)		73.43	12:44:33.773
4 -	1:43.994	1.034	72.70	12:46:17.767
5 -	1:43.793 (3)	0.833	72.84	12:48:01.560
6 -	1:43.901	0.941	72.76	12:49:45.461
7 -	1:44.528	1.568	72.33	12:51:29.989
8 -	1:44.357	1.397	72.44	12:53:14.346
9 -	1:47.488	4.528	70.33	12:55:01.834

P9 81 Lewis WARD				
LAP	LAP TIME	DIFF	MPH	TIME OF DAY
1 -	1:55.520	12.172	65.44	12:41:13.315
2 -	1:43.348 (1)		73.15	12:42:56.663
3 -	1:44.906	1.558	72.07	12:44:41.569
4 -	1:46.262	2.914	71.15	12:46:27.831
5 -	1:46.064	2.716	71.28	12:48:13.895
6 -	1:45.333	1.985	71.77	12:49:59.228
7 -	1:44.824 (3)	1.476	72.12	12:51:44.052
8 -	1:44.808 (2)	1.460	72.13	12:53:28.860
9 -	1:45.202	1.854	71.86	12:55:14.062

P10 27 Mark ROUX				
LAP	LAP TIME	DIFF	MPH	TIME OF DAY
1 -	1:57.731	14.164	64.21	12:41:15.526
2 -	1:43.948 (2)	0.381	72.73	12:42:59.474
3 -	1:43.567 (1)		73.00	12:44:43.041
4 -	1:45.007 (3)	1.440	72.00	12:46:28.048
5 -	1:46.024	2.457	71.31	12:48:14.072
6 -	1:46.286	2.719	71.13	12:50:00.358
7 -	1:45.010	1.443	71.99	12:51:45.368
8 -	1:45.630	2.063	71.57	12:53:30.998
9 -	1:46.097	2.530	71.26	12:55:17.095

Yokohama Locost Championship

RACE 10 - LAP ANALYSIS

DIFF = Difference To Personal Best Lap

P11 6 Rob SISSON				
LAP	LAP TIME	DIFF	MPH	TIME OF DAY
1 -	1:57.111	13.669	64.55	12:41:14.906
2 -	1:43.442 (1)		73.09	12:42:58.348
3 -	1:43.755 (2)	0.313	72.86	12:44:42.103
4 -	1:46.170	2.728	71.21	12:46:28.273
5 -	1:46.344	2.902	71.09	12:48:14.617
6 -	1:46.093	2.651	71.26	12:50:00.710
7 -	1:45.572	2.130	71.61	12:51:46.282
8 -	1:44.719 (3)	1.277	72.19	12:53:31.001
9 -	1:46.341	2.899	71.09	12:55:17.342

P12 21 Kevin STRAW				
LAP	LAP TIME	DIFF	MPH	TIME OF DAY
1 -	1:52.561	10.498	67.16	12:41:10.356
2 -	1:43.718 (2)	1.655	72.89	12:42:54.074
3 -	1:42.063 (1)		74.07	12:44:36.137
4 -	1:43.872	1.809	72.78	12:46:20.009
5 -	1:58.890	16.827	63.59	12:48:18.899
6 -	1:44.677	2.614	72.22	12:50:03.576
7 -	1:43.850 (3)	1.787	72.80	12:51:47.426
8 -	1:55.405	13.342	65.51	12:53:42.831
9 -	1:49.431	7.368	69.09	12:55:32.262

P13 41 Keith MALPUS				
LAP	LAP TIME	DIFF	MPH	TIME OF DAY
1 -	2:01.661	15.713	62.14	12:41:19.456
2 -	1:46.984	1.036	70.67	12:43:06.440
3 -	1:45.948 (1)		71.36	12:44:52.388
4 -	1:48.904	2.956	69.42	12:46:41.292
5 -	1:49.697	3.749	68.92	12:48:30.989
6 -	1:46.789 (2)	0.841	70.79	12:50:17.778
7 -	1:47.952	2.004	70.03	12:52:05.730
8 -	1:46.924 (3)	0.976	70.71	12:53:52.654
9 -	1:47.256	1.308	70.49	12:55:39.910

P14 77 Andy PERKINS				
LAP	LAP TIME	DIFF	MPH	TIME OF DAY
1 -	2:13.426	28.375	56.66	12:41:31.221
2 -	1:46.608	1.557	70.91	12:43:17.829
3 -	1:45.845 (3)	0.794	71.43	12:45:03.674
4 -	1:46.599	1.548	70.92	12:46:50.273
5 -	1:45.901	0.850	71.39	12:48:36.174
6 -	1:46.208	1.157	71.18	12:50:22.382
7 -	1:45.765 (2)	0.714	71.48	12:52:08.147
8 -	1:45.051 (1)		71.97	12:53:53.198
9 -	1:46.958	1.907	70.68	12:55:40.156

P15 66 Luke STOKES				
LAP	LAP TIME	DIFF	MPH	TIME OF DAY
1 -	2:13.666	29.012	56.56	12:41:31.461
2 -	1:47.333	2.679	70.44	12:43:18.794
3 -	1:45.372 (3)	0.718	71.75	12:45:04.166
4 -	1:47.780	3.126	70.14	12:46:51.946
5 -	1:44.654 (1)		72.24	12:48:36.600
6 -	1:45.190 (2)	0.536	71.87	12:50:21.790
7 -	1:45.755	1.101	71.49	12:52:07.545
8 -	1:46.072	1.418	71.27	12:53:53.617
9 -	1:47.023	2.369	70.64	12:55:40.640

DIFF = Difference To Personal Best Lap

P16 37 Steve BROWN				
LAP	LAP TIME	DIFF	MPH	TIME OF DAY
1 -	2:13.833	27.815	56.49	12:41:31.628
2 -	1:48.292	2.274	69.81	12:43:19.920
3 -	1:46.018 (1)		71.31	12:45:05.938
4 -	1:48.361	2.343	69.77	12:46:54.299
5 -	1:47.993	1.975	70.01	12:48:42.292
6 -	1:47.044 (2)	1.026	70.63	12:50:29.336
7 -	1:48.759	2.741	69.51	12:52:18.095
8 -	1:47.794 (3)	1.776	70.13	12:54:05.889
9 -	1:48.047	2.029	69.97	12:55:53.936

P17 34 Trevor FAUNCH				
LAP	LAP TIME	DIFF	MPH	TIME OF DAY
1 -	2:06.212	18.512	59.90	12:41:24.007
2 -	1:49.104	1.404	69.29	12:43:13.111
3 -	1:48.861	1.161	69.45	12:45:01.972
4 -	1:50.969	3.269	68.13	12:46:52.941
5 -	1:48.534	0.834	69.66	12:48:41.475
6 -	1:48.389 (3)	0.689	69.75	12:50:29.864
7 -	1:48.520	0.820	69.67	12:52:18.384
8 -	1:47.700 (1)		70.20	12:54:06.084
9 -	1:48.234 (2)	0.534	69.85	12:55:54.318

P18 50 Ian HARDY				
LAP	LAP TIME	DIFF	MPH	TIME OF DAY
1 -	1:51.257	8.929	67.95	12:41:09.052
2 -	1:42.762 (2)	0.434	73.57	12:42:51.814
3 -	1:42.328 (1)		73.88	12:44:34.142
4 -	1:44.173	1.845	72.57	12:46:18.315
5 -	1:45.347 P	3.019	71.76	12:48:03.662
6 -	2:21.560	39.232	53.40	12:50:25.222
7 -	1:43.892 (3)	1.564	72.77	12:52:09.114

P19 28 David BERRY				
LAP	LAP TIME	DIFF	MPH	TIME OF DAY
1 -	2:11.621	26.471	57.44	12:41:29.416
2 -	1:45.616 (3)	0.466	71.58	12:43:15.032
3 -	1:47.367	2.217	70.41	12:45:02.399
4 -	1:48.653	3.503	69.58	12:46:51.052
5 -	1:45.150 (1)		71.90	12:48:36.202
6 -	1:45.450 (2)	0.300	71.69	12:50:21.652
7 -	2:01.191 P	16.041	62.38	12:52:22.843

P20 7 Isaac SPIERS				
LAP	LAP TIME	DIFF	MPH	TIME OF DAY
1 -	1:48.425	7.430	69.73	12:41:06.220
2 -	1:41.115 (2)	0.120	74.77	12:42:47.335
3 -	1:42.570	1.575	73.71	12:44:29.905
4 -	1:40.995 (1)		74.86	12:46:10.900
5 -	1:41.156 (3)	0.161	74.74	12:47:52.056
6 -	1:41.390	0.395	74.56	12:49:33.446

P21 5 Lee EMM				
LAP	LAP TIME	DIFF	MPH	TIME OF DAY
1 -	1:52.758	10.715	67.05	12:41:10.553
2 -	1:42.910 (2)	0.867	73.46	12:42:53.463
3 -	1:42.043 (1)		74.09	12:44:35.506
4 -	1:43.684 (3)	1.641	72.91	12:46:19.190
5 -	1:47.072	5.029	70.61	12:48:06.262

Yokohama Locost Championship

RACE 10 - LAP ANALYSIS

DIFF = Difference To Personal Best Lap

6 - 1:46.939 4.896 70.70 12:49:53.201

P22 31 Glyn GRIFFITHS				
LAP	LAP TIME	DIFF	MPH	TIME OF DAY
1 -	1:54.235	11.956	66.18	12:41:12.030
2 -	1:42.354 (2)	0.075	73.86	12:42:54.384
3 -	1:42.279 (1)		73.92	12:44:36.663
4 -	1:43.197 (3)	0.918	73.26	12:46:19.860
5 -	1:48.196	5.917	69.87	12:48:08.056

P23 20 William WARD				
LAP	LAP TIME	DIFF	MPH	TIME OF DAY
1 -	2:14.790 (2)	25.529	56.09	12:41:32.585
2 -	1:49.261 (1)		69.19	12:43:21.846

Yokohama Locost Championship

RACE 10 - LAP CHART

LAP 1 @ 12:41:03.626			LAP 2 @ 12:42:44.054			LAP 3 @ 12:44:25.169			LAP 4 @ 12:46:06.338			LAP 5 @ 12:47:48.549		
NO	BEHIND	LAP TIME	NO	BEHIND	LAP TIME	NO	BEHIND	LAP TIME	NO	BEHIND	LAP TIME	NO	BEHIND	LAP TIME
19		1:45.831	94		1:40.078	94		1:41.115	94		1:41.169	19		1:41.807
94	0.350	1:46.181	19	0.335	1:40.763	19	0.303	1:41.083	19	0.404	1:41.270	94	0.184	1:42.395
29	1.187	1:47.018	29	1.636	1:40.877	29	2.124	1:41.603	29	2.204	1:41.249	29	1.066	1:41.073
17	1.870	1:47.701	7	3.281	1:41.115	17	3.731	1:41.203	17	3.774	1:41.212	17	2.742	1:41.179
7	2.594	1:48.425	17	3.643	1:42.201	7	4.736	1:42.570	7	4.562	1:40.995	7	3.507	1:41.156
52	4.076	1:49.907	13	6.182	1:42.346	13	6.316	1:41.249	13	6.952	1:41.805	13	6.804	1:42.063
13	4.264	1:50.095	52	6.759	1:43.111	8	8.179	1:42.005	52	11.429	1:43.994	8	12.562	1:43.188
8	5.158	1:50.989	8	7.289	1:42.559	52	8.604	1:42.960	8	11.585	1:44.575	52	13.011	1:43.793
50	5.426	1:51.257	50	7.760	1:42.762	50	8.973	1:42.328	50	11.977	1:44.173	57	15.027	1:44.649
57	6.106	1:51.937	57	8.474	1:42.796	57	9.620	1:42.261	57	12.589	1:44.138	50	15.113	1:45.347 P
21	6.730	1:52.561	5	9.409	1:42.910	5	10.337	1:42.043	5	12.852	1:43.684	5	17.713	1:47.072
5	6.927	1:52.758	21	10.020	1:43.718	21	10.968	1:42.063	31	13.522	1:43.197	31	19.507	1:48.196
31	8.404	1:54.235	31	10.330	1:42.354	31	11.494	1:42.279	21	13.671	1:43.872	81	25.346	1:46.064
81	9.689	1:55.520	81	12.609	1:43.348	81	16.400	1:44.906	81	21.493	1:46.262	27	25.523	1:46.024
6	11.280	1:57.111	6	14.294	1:43.442	6	16.934	1:43.755	27	21.710	1:45.007	6	26.068	1:46.344
27	11.900	1:57.731	27	15.420	1:43.948	27	17.872	1:43.567	6	21.935	1:46.170	21	30.350	1:58.890
41	15.830	2:01.661	41	22.386	1:46.984	41	27.219	1:45.948	41	34.954	1:48.904	41	42.440	1:49.697
34	20.381	2:06.212	34	29.057	1:49.104	34	36.803	1:48.861	77	43.935	1:46.599	77	47.625	1:45.901
28	25.790	2:11.621	28	30.978	1:45.616	28	37.230	1:47.367	28	44.714	1:48.653	28	47.653	1:45.150
77	27.595	2:13.426	77	33.775	1:46.608	77	38.505	1:45.845	66	45.608	1:47.780	66	48.051	1:44.654
66	27.835	2:13.666	66	34.740	1:47.333	66	38.997	1:45.372	34	46.603	1:50.969	34	52.926	1:48.534
37	28.002	2:13.833	37	35.866	1:48.292	37	40.769	1:46.018	37	47.961	1:48.361	37	53.743	1:47.993
20	28.959	2:14.790	20	37.792	1:49.261									

Yokohama Locost Championship

RACE 10 - LAP CHART

LAP 6 @ 12:49:29.000			LAP 7 @ 12:51:10.699			LAP 8 @ 12:52:51.835			LAP 9 @ 12:54:33.250		
NO	BEHIND	LAP TIME	NO	BEHIND	LAP TIME	NO	BEHIND	LAP TIME	NO	BEHIND	LAP TIME
19		1:40.451	94		1:41.434	94		1:41.136	94		1:41.415
94	0.265	1:40.532	19	0.454	1:42.153	19	0.774	1:41.456	19	0.490	1:41.131
29	1.086	1:40.471	29	0.709	1:41.322	29	1.296	1:41.723	29	0.869	1:40.988
17	4.033	1:41.742	17	4.071	1:41.737	17	4.775	1:41.840	17	5.036	1:41.676
7	4.446	1:41.390	13	9.263	1:42.470	13	10.483	1:42.356	13	12.711	1:43.643
13	8.492	1:42.139	8	18.810	1:43.693	8	21.215	1:43.541	8	23.475	1:43.675
52	16.461	1:43.901	52	19.290	1:44.528	52	22.511	1:44.357	57	24.137	1:42.831
8	16.816	1:44.705	57	19.508	1:43.187	57	22.721	1:44.349	52	28.584	1:47.488
57	18.020	1:43.444	81	33.353	1:44.824	81	37.025	1:44.808	81	40.812	1:45.202
5	24.201	1:46.939	27	34.669	1:45.010	27	39.163	1:45.630	27	43.845	1:46.097
81	30.228	1:45.333	6	35.583	1:45.572	6	39.166	1:44.719	6	44.092	1:46.341
27	31.358	1:46.286	21	36.727	1:43.850	21	50.996	1:55.405	21	59.012	1:49.431
6	31.710	1:46.093	41	55.031	1:47.952	41	1:00.819	1:46.924	41	1:06.660	1:47.256
21	34.576	1:44.677	66	56.846	1:45.755	77	1:01.363	1:45.051	77	1:06.906	1:46.958
41	48.778	1:46.789	77	57.448	1:45.765	66	1:01.782	1:46.072	66	1:07.390	1:47.023
28	52.652	1:45.450	50	58.415	1:43.892	37	1:14.054	1:47.794	37	1:20.686	1:48.047
66	52.790	1:45.190	37	1:07.396	1:48.759	34	1:14.249	1:47.700	34	1:21.068	1:48.234
77	53.382	1:46.208	34	1:07.685	1:48.520						
50	56.222	2:21.560	28	1:12.144	2:01.191 P						
37	1:00.336	1:47.044									
34	1:00.864	1:48.389									

Yokohama Locost Championship

RACE 10 - POSITION CHART

No	Name	Lap Pos									
			1	2	3	4	5	6	7	8	9
19	GARRETT	1	19	94	94	94	19	19	94	94	94
82	CLARK	2	94	19	19	19	94	94	19	19	19
94	WEST	3	29	29	29	29	29	29	29	29	29
17	GOUGH	4	17	7	17	17	17	17	17	17	17
29	PEEK	5	7	17	7	7	7	7	13	13	13
7	SPIERS	6	52	13	13	13	13	13	8	8	8
13	LYNAS	7	13	52	8	52	8	52	52	52	57
73	APSEY	8	8	8	52	8	52	8	57	57	52
57	RUSSELL	9	50	50	50	50	57	57	81	81	81
52	HARMAN	10	57	57	57	57	50	5	27	27	27
50	HARDY	11	21	5	5	5	5	81	6	6	6
8	BRAME	12	5	21	21	31	31	27	21	21	21
21	STRAW	13	31	31	31	21	81	6	41	41	41
33	BOYER	14	81	81	81	81	27	21	66	77	77
6	SISSON	15	6	6	6	27	6	41	77	66	66
5	EMM	16	27	27	27	6	21	28	50	37	37
31	GRIFFITHS	17	41	41	41	41	41	66	37	34	34
27	ROUX	18	34	34	34	77	77	77	34		
28	BERRY	19	28	28	28	28	28	50	28		
77	PERKINS	20	77	77	77	66	66	37			
81	WARD	21	66	66	66	34	34	34			
72	ARTISS	22	37	37	37	37	37				
41	MALPUS	23	20	20							
66	STOKES	24									
37	BROWN	25									
34	FAUNCH	26									
20	WARD	27									

Yokohama Locost Championship

RACE 10 - STATISTICS

Competitors Started	24
Planned Start	2024-04-21 @ 12:35:00.000
Actual Start	2024-04-21 @ 12:39:17.794
Finish Time	2024-04-21 @ 12:54:32.461
Track Length	2.1001mi.
Total Laps	186
Total Distance Covered	390.6320mi.

Session Fastest Lap History

NO	NAME	LAP TIME	TIME OF DAY	LAP	VEHICLE
19	Daniel GARRETT	1:45.831	12:41:03.641	1	Locost 7
94	Martin WEST	1:40.078	12:42:44.064	2	Locost 7

Session Leader History

NO	NAME	FROM LAP	LAPS LED	DISTANCE	VEHICLE
19	Daniel GARRETT	1	1	2.10 miles	Locost 7
94	Martin WEST	2	3	6.30 miles	Locost 7
19	Daniel GARRETT	5	2	4.20 miles	Locost 7
94	Martin WEST	7	3	6.30 miles	Locost 7

Flag History

TYPE	TIME OF DAY
GREEN	12:39:17.794
FINISH	12:54:32.461

Flag Statistics

TYPE	COUNT	TOTAL LAPS	TOTAL TIME
Green	1	9	16:43.134
Red	0	0	0.000
Safety Car	0	0	0.000
FCY	0	0	0.000

Yokohama Locost Championship

RACE 14 - GRID (15 minutes)



ROW 14		0.000 27 72 Alexander ARTISS	
ROW 13	25 73 Rob APSEY	0.000	26 33 Glenn BOYER
ROW 12		4:04.051 23 20 William WARD	0.000 24 82 Paul CLARK
ROW 11	21 5 Lee EMM	10:35.406	22 31 Glyn GRIFFITHS
ROW 10		13:05.048 19 28 David BERRY	10:15.651 20 7 Isaac SPIERS
ROW 9	17 34 Trevor FAUNCH	16:36.523	18 50 Ian HARDY
ROW 8		16:22.845 15 66 Luke STOKES	16:36.141 16 37 Steve BROWN
ROW 7	13 41 Keith MALPUS	16:22.115	14 77 Andy PERKINS
ROW 6		15:59.547 11 6 Rob SISSON	16:14.467 12 21 Kevin STRAW
ROW 5	9 81 Lewis WARD	15:56.267	10 27 Mark ROUX
ROW 4		15:39.592 7 57 Daniel RUSSELL	15:44.039 8 52 Alan HARMAN
ROW 3	5 13 Jack LYNAS	15:28.166	6 8 Shaun BRAME
ROW 2		15:16.324 3 29 Geoff PEEK	15:20.491 4 17 Angus GOUGH
ROW 1	1 94 Martin WEST	15:15.455	2 19 Daniel GARRETT
Pole			

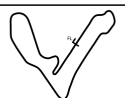
These results are provisional until the conclusion of any judicial and technical matters.

Craft: 2.1001 miles

Clerk Of Course: Lynne Spurr

Stewards:

Timekeeper: Stewart Burr





Yokohama Locost Championship

RACE 14 - CLASSIFICATION

Race Distance: 9 Laps / 18.90 miles

POS	NO	NAME	ENTRY	LAPS	TIME	GAP	DIFF	MPH	BEST	ON	GRD	↑↓
1	19	Daniel GARRETT	Locost 7	9	15:12.734			74.55	1:39.791	5	2	1
2	94	Martin WEST	Locost 7	9	15:12.899	0.165	0.165	74.53	1:40.213	2	1	-1
3	29	Geoff PEEK	Locost 7	9	15:13.238	0.504	0.339	74.51	1:40.101	5	3	0
4	17	Angus GOUGH	Locost 7	9	15:15.136	2.402	1.898	74.35	1:40.508	2	4	0
5	13	Jack LYNAS	Locost 7	9	15:28.453	15.719	13.317	73.28	1:41.610	3	5	0
6	5	Lee EMM	Locost 7	9	15:32.761	20.027	4.308	72.95	1:41.421	4	21	15
7	52	Alan HARMAN	Locost 7	9	15:33.168	20.434	0.407	72.91	1:42.140	2	8	1
8	57	Daniel RUSSELL	Locost 7	9	15:33.694	20.960	0.526	72.87	1:42.058	6	7	-1
9	81	Lewis WARD	Locost 7	9	15:41.536	28.802	7.842	72.27	1:43.193	2	9	0
10	21	Kevin STRAW	Locost 7	9	15:42.515	29.781	0.979	72.19	1:43.102	3	12	2
11	6	Rob SISSON	Locost 7	9	15:43.770	31.036	1.255	72.09	1:42.684	5	11	0
12	27	Mark ROUX	Locost 7	9	15:43.937	31.203	0.167	72.08	1:43.265	5	10	-2
13	28	David BERRY	Locost 7	9	15:52.207	39.473	8.270	71.46	1:43.156	3	19	6
14	31	Glyn GRIFFITHS	Locost 7	9	15:52.487	39.753	0.280	71.43	1:42.715	5	22	8
15	77	Andy PERKINS	Locost 7	9	15:54.537	41.803	2.050	71.28	1:43.631	8	14	-1
16	41	Keith MALPUS	Locost 7	9	16:10.968	58.234	16.431	70.08	1:44.702	6	13	-3
17	34	Trevor FAUNCH	Locost 7	9	16:26.888	1:14.154	15.920	68.94	1:47.552	3	17	0
18	37	Steve BROWN	Locost 7	9	16:28.176	1:15.442	1.288	68.85	1:45.065	8	16	-2
19	20	William WARD	Locost 7	9	16:55.506	1:42.772	27.330	67.00	1:49.398	4	23	4

NOT CLASSIFIED

DNF	82	Paul CLARK	Locost 7	6	10:09.760	3 Laps	3 Laps	74.39	1:39.140	5	24	
DNF	66	Luke STOKES	Locost 7	6	10:49.638	3 Laps	39.878	69.82	1:45.236	5	15	
DNF	8	Shaun BRAME	Locost 7	1	1:48.136	8 Laps	5 Laps	69.91	1:48.136	1	6	

NOT STARTED

NS	50	Ian HARDY	Locost 7									18
NS	7	Isaac SPIERS	Locost 7									20
NS	73	Rob APSEY	Locost 7									25
NS	33	Glenn BOYER	Locost 7									26
NS	72	Alexander ARTISS	Locost 7									27

FASTEST LAP

82	Paul CLARK	Locost 7	5	1:39.140	76.26 mph	122.73 kph						
----	------------	----------	---	----------	-----------	------------	--	--	--	--	--	--

Weather / Track : Bright / Dry

Date: 21/04/2024 Start: 14:29 Finish: 14:44

These results are provisional until the conclusion of any judicial and technical matters.

Croft: 2.1001 miles

Clerk Of Course: Lynne Spurr

Stewards:

Timekeeper: Stewart Burr



Yokohama Locost Championship

RACE 14 - LAP ANALYSIS

DIFF = Difference To Personal Best Lap

P1 19 Daniel GARRETT				
LAP	LAP TIME	DIFF	MPH	TIME OF DAY
1 -	1:45.661	5.870	71.55	14:31:10.319
2 -	1:40.278 (2)	0.487	75.39	14:32:50.597
3 -	1:40.352 (3)	0.561	75.34	14:34:30.949
4 -	1:41.337	1.546	74.60	14:36:12.286
5 -	1:39.791 (1)		75.76	14:37:52.077
6 -	1:41.109	1.318	74.77	14:39:33.186
7 -	1:40.521	0.730	75.21	14:41:13.707
8 -	1:41.529	1.738	74.46	14:42:55.236
9 -	1:42.156	2.365	74.01	14:44:37.392

P2 94 Martin WEST				
LAP	LAP TIME	DIFF	MPH	TIME OF DAY
1 -	1:46.085	5.872	71.26	14:31:10.743
2 -	1:40.213 (1)		75.44	14:32:50.956
3 -	1:40.502 (3)	0.289	75.22	14:34:31.458
4 -	1:40.630	0.417	75.13	14:36:12.088
5 -	1:40.580	0.367	75.17	14:37:52.668
6 -	1:41.041	0.828	74.82	14:39:33.709
7 -	1:40.313 (2)	0.100	75.37	14:41:14.022
8 -	1:41.015	0.802	74.84	14:42:55.037
9 -	1:42.520	2.307	73.74	14:44:37.557

P3 29 Geoff PEEK				
LAP	LAP TIME	DIFF	MPH	TIME OF DAY
1 -	1:46.873	6.772	70.74	14:31:11.531
2 -	1:40.350 (3)	0.249	75.34	14:32:51.881
3 -	1:40.743	0.642	75.04	14:34:32.624
4 -	1:40.210 (2)	0.109	75.44	14:36:12.834
5 -	1:40.101 (1)		75.52	14:37:52.935
6 -	1:41.306	1.205	74.63	14:39:34.241
7 -	1:40.650	0.549	75.11	14:41:14.891
8 -	1:40.982	0.881	74.87	14:42:55.873
9 -	1:42.023	1.922	74.10	14:44:37.896

P4 17 Angus GOUGH				
LAP	LAP TIME	DIFF	MPH	TIME OF DAY
1 -	1:47.280	6.772	70.47	14:31:11.938
2 -	1:40.508 (1)		75.22	14:32:52.446
3 -	1:41.062	0.554	74.81	14:34:33.508
4 -	1:40.762 (3)	0.254	75.03	14:36:14.270
5 -	1:40.982	0.474	74.87	14:37:55.252
6 -	1:40.635 (2)	0.127	75.12	14:39:35.887
7 -	1:41.150	0.642	74.74	14:41:17.037
8 -	1:41.469	0.961	74.51	14:42:58.506
9 -	1:41.288	0.780	74.64	14:44:39.794

P5 13 Jack LYNAS				
LAP	LAP TIME	DIFF	MPH	TIME OF DAY
1 -	1:48.396	6.786	69.74	14:31:13.054
2 -	1:41.752 (2)	0.142	74.30	14:32:54.806
3 -	1:41.610 (1)		74.40	14:34:36.416
4 -	1:41.800 (3)	0.190	74.26	14:36:18.216
5 -	1:42.595	0.985	73.69	14:38:00.811
6 -	1:42.807	1.197	73.54	14:39:43.618
7 -	1:42.563	0.953	73.71	14:41:26.181
8 -	1:42.751	1.141	73.58	14:43:08.932
9 -	1:44.179	2.569	72.57	14:44:53.111

DIFF = Difference To Personal Best Lap

P6 5 Lee EMM				
LAP	LAP TIME	DIFF	MPH	TIME OF DAY
1 -	1:56.019	14.598	65.16	14:31:20.677
2 -	1:42.419	0.998	73.82	14:33:03.096
3 -	1:41.706	0.285	74.33	14:34:44.802
4 -	1:41.421 (1)		74.54	14:36:26.223
5 -	1:42.043	0.622	74.09	14:38:08.266
6 -	1:41.558 (3)	0.137	74.44	14:39:49.824
7 -	1:41.443 (2)	0.022	74.53	14:41:31.267
8 -	1:43.824	2.403	72.82	14:43:15.091
9 -	1:42.328	0.907	73.88	14:44:57.419

P7 52 Alan HARMAN				
LAP	LAP TIME	DIFF	MPH	TIME OF DAY
1 -	1:48.953	6.813	69.39	14:31:13.611
2 -	1:42.140 (1)		74.02	14:32:55.751
3 -	1:42.732 (3)	0.592	73.59	14:34:38.483
4 -	1:42.668 (2)	0.528	73.64	14:36:21.151
5 -	1:43.363	1.223	73.14	14:38:04.514
6 -	1:42.942	0.802	73.44	14:39:47.456
7 -	1:43.238	1.098	73.23	14:41:30.694
8 -	1:44.049	1.909	72.66	14:43:14.743
9 -	1:43.083	0.943	73.34	14:44:57.826

P8 57 Daniel RUSSELL				
LAP	LAP TIME	DIFF	MPH	TIME OF DAY
1 -	1:50.065	8.007	68.69	14:31:14.723
2 -	1:42.986	0.928	73.41	14:32:57.709
3 -	1:42.841	0.783	73.51	14:34:40.550
4 -	1:43.016	0.958	73.39	14:36:23.566
5 -	1:42.565 (2)	0.507	73.71	14:38:06.131
6 -	1:42.058 (1)		74.08	14:39:48.189
7 -	1:42.688 (3)	0.630	73.62	14:41:30.877
8 -	1:44.203	2.145	72.55	14:43:15.080
9 -	1:43.272	1.214	73.21	14:44:58.352

P9 81 Lewis WARD				
LAP	LAP TIME	DIFF	MPH	TIME OF DAY
1 -	1:50.745	7.552	68.27	14:31:15.403
2 -	1:43.193 (1)		73.26	14:32:58.596
3 -	1:43.386 (3)	0.193	73.13	14:34:41.982
4 -	1:43.654	0.461	72.94	14:36:25.636
5 -	1:43.529	0.336	73.02	14:38:09.165
6 -	1:43.325 (2)	0.132	73.17	14:39:52.490
7 -	1:44.632	1.439	72.25	14:41:37.122
8 -	1:44.656	1.463	72.24	14:43:21.778
9 -	1:44.416	1.223	72.40	14:45:06.194

P10 21 Kevin STRAW				
LAP	LAP TIME	DIFF	MPH	TIME OF DAY
1 -	1:51.554	8.452	67.77	14:31:16.212
2 -	1:43.929	0.827	72.74	14:33:00.141
3 -	1:43.102 (1)		73.33	14:34:43.243
4 -	1:44.124	1.022	72.61	14:36:27.367
5 -	1:43.380 (2)	0.278	73.13	14:38:10.747
6 -	1:43.909	0.807	72.76	14:39:54.656
7 -	1:43.599	0.497	72.97	14:41:38.255
8 -	1:43.558 (3)	0.456	73.00	14:43:21.813
9 -	1:45.360	2.258	71.75	14:45:07.173

Yokohama Locost Championship

RACE 14 - LAP ANALYSIS

DIFF = Difference To Personal Best Lap

P11 6 Rob SISSON				
LAP	LAP TIME	DIFF	MPH	TIME OF DAY
1 -	1:52.902	10.218	66.96	14:31:17.560
2 -	1:45.258	2.574	71.82	14:33:02.818
3 -	1:43.092 (3)	0.408	73.33	14:34:45.910
4 -	1:42.976 (2)	0.292	73.42	14:36:28.886
5 -	1:42.684 (1)		73.62	14:38:11.570
6 -	1:43.544	0.860	73.01	14:39:55.114
7 -	1:43.943	1.259	72.73	14:41:39.057
8 -	1:43.836	1.152	72.81	14:43:22.893
9 -	1:45.535	2.851	71.64	14:45:08.428

P12 27 Mark ROUX				
LAP	LAP TIME	DIFF	MPH	TIME OF DAY
1 -	1:52.573	9.308	67.16	14:31:17.231
2 -	1:43.830	0.565	72.81	14:33:01.061
3 -	1:43.321 (2)	0.056	73.17	14:34:44.382
4 -	1:43.437 (3)	0.172	73.09	14:36:27.819
5 -	1:43.265 (1)		73.21	14:38:11.084
6 -	1:43.801	0.536	72.83	14:39:54.885
7 -	1:43.909	0.644	72.76	14:41:38.794
8 -	1:43.937	0.672	72.74	14:43:22.731
9 -	1:45.864	2.599	71.41	14:45:08.595

P13 28 David BERRY				
LAP	LAP TIME	DIFF	MPH	TIME OF DAY
1 -	1:54.435	11.279	66.06	14:31:19.093
2 -	1:47.092	3.936	70.59	14:33:06.185
3 -	1:43.156 (1)		73.29	14:34:49.341
4 -	1:43.604 (2)	0.448	72.97	14:36:32.945
5 -	1:44.199 (3)	1.043	72.55	14:38:17.144
6 -	1:44.622	1.466	72.26	14:40:01.766
7 -	1:45.190	2.034	71.87	14:41:46.956
8 -	1:45.025	1.869	71.98	14:43:31.981
9 -	1:44.884	1.728	72.08	14:45:16.865

P14 31 Glyn GRIFFITHS				
LAP	LAP TIME	DIFF	MPH	TIME OF DAY
1 -	2:00.528	17.813	62.72	14:31:25.186
2 -	1:46.626	3.911	70.90	14:33:11.812
3 -	1:44.432	1.717	72.39	14:34:56.244
4 -	1:43.410	0.695	73.11	14:36:39.654
5 -	1:42.715 (1)		73.60	14:38:22.369
6 -	1:44.251	1.536	72.52	14:40:06.620
7 -	1:44.086	1.371	72.63	14:41:50.706
8 -	1:43.146 (2)	0.431	73.30	14:43:33.852
9 -	1:43.293 (3)	0.578	73.19	14:45:17.145

P15 77 Andy PERKINS				
LAP	LAP TIME	DIFF	MPH	TIME OF DAY
1 -	1:54.607	10.976	65.96	14:31:19.265
2 -	1:46.255	2.624	71.15	14:33:05.520
3 -	1:46.545	2.914	70.96	14:34:52.065
4 -	1:45.611	1.980	71.58	14:36:37.676
5 -	1:44.279	0.648	72.50	14:38:21.955
6 -	1:45.452	1.821	71.69	14:40:07.407
7 -	1:44.001 (2)	0.370	72.69	14:41:51.408
8 -	1:43.631 (1)		72.95	14:43:35.039
9 -	1:44.156 (3)	0.525	72.58	14:45:19.195

DIFF = Difference To Personal Best Lap

P16 41 Keith MALPUS				
LAP	LAP TIME	DIFF	MPH	TIME OF DAY
1 -	1:58.228	13.526	63.94	14:31:22.886
2 -	1:47.032	2.330	70.63	14:33:09.918
3 -	1:45.649 (2)	0.947	71.56	14:34:55.567
4 -	1:46.965	2.263	70.68	14:36:42.532
5 -	1:45.878	1.176	71.40	14:38:28.410
6 -	1:44.702 (1)		72.21	14:40:13.112
7 -	1:45.675 (3)	0.973	71.54	14:41:58.787
8 -	1:47.954	3.252	70.03	14:43:46.741
9 -	1:48.885	4.183	69.43	14:45:35.626

P17 34 Trevor FAUNCH				
LAP	LAP TIME	DIFF	MPH	TIME OF DAY
1 -	1:57.511	9.959	64.33	14:31:22.169
2 -	1:49.083	1.531	69.31	14:33:11.252
3 -	1:47.552 (1)		70.29	14:34:58.804
4 -	1:48.045 (3)	0.493	69.97	14:36:46.849
5 -	1:47.831 (2)	0.279	70.11	14:38:34.680
6 -	1:48.607	1.055	69.61	14:40:23.287
7 -	1:49.859	2.307	68.82	14:42:13.146
8 -	1:49.361	1.809	69.13	14:44:02.507
9 -	1:49.039	1.487	69.33	14:45:51.546

P18 37 Steve BROWN				
LAP	LAP TIME	DIFF	MPH	TIME OF DAY
1 -	1:59.241	14.176	63.40	14:31:23.899
2 -	1:59.179	14.114	63.43	14:33:23.078
3 -	1:49.627	4.562	68.96	14:35:12.705
4 -	1:47.746	2.681	70.17	14:37:00.451
5 -	1:46.035 (3)	0.970	71.30	14:38:46.486
6 -	1:46.288	1.223	71.13	14:40:32.774
7 -	1:45.634 (2)	0.569	71.57	14:42:18.408
8 -	1:45.065 (1)		71.96	14:44:03.473
9 -	1:49.361	4.296	69.13	14:45:52.834

P19 20 William WARD				
LAP	LAP TIME	DIFF	MPH	TIME OF DAY
1 -	2:02.268	12.870	61.83	14:31:26.926
2 -	1:53.533	4.135	66.59	14:33:20.459
3 -	1:51.900	2.502	67.56	14:35:12.359
4 -	1:49.398 (1)		69.11	14:37:01.757
5 -	1:58.107	8.709	64.01	14:38:59.864
6 -	1:49.578 (2)	0.180	68.99	14:40:49.442
7 -	1:49.966 (3)	0.568	68.75	14:42:39.408
8 -	1:50.331	0.933	68.52	14:44:29.739
9 -	1:50.425	1.027	68.46	14:46:20.164

P20 82 Paul CLARK				
LAP	LAP TIME	DIFF	MPH	TIME OF DAY
1 -	1:49.868	10.728	68.81	14:31:14.526
2 -	1:40.309	1.169	75.37	14:32:54.835
3 -	1:40.066 (3)	0.926	75.55	14:34:34.901
4 -	1:39.558 (2)	0.418	75.94	14:36:14.459
5 -	1:39.140 (1)		76.26	14:37:53.599
6 -	1:40.819	1.679	74.99	14:39:34.418

P21 66 Luke STOKES				
LAP	LAP TIME	DIFF	MPH	TIME OF DAY
1 -	1:59.471	14.235	63.28	14:31:24.129

Yokohama Locost Championship

RACE 14 - LAP ANALYSIS

DIFF = Difference To Personal Best Lap

2 -	1:46.459	1.223	71.01	14:33:10.588
3 -	1:45.242 (2)	0.006	71.84	14:34:55.830
4 -	1:46.351 (3)	1.115	71.09	14:36:42.181
5 -	1:45.236 (1)		71.84	14:38:27.417
6 -	1:46.879	1.643	70.74	14:40:14.296

P22	8 Shaun BRAME			
LAP	LAP TIME	DIFF	MPH	TIME OF DAY

1 -	1:48.136 (1)		69.91	14:31:12.794
-----	---------------------	--	--------------	---------------------

Yokohama Locost Championship

RACE 14 - LAP CHART

LAP 1 @ 14:31:10.319			LAP 2 @ 14:32:50.597			LAP 3 @ 14:34:30.949			LAP 4 @ 14:36:12.088			LAP 5 @ 14:37:52.077		
NO	BEHIND	LAP TIME	NO	BEHIND	LAP TIME	NO	BEHIND	LAP TIME	NO	BEHIND	LAP TIME	NO	BEHIND	LAP TIME
19		1:45.661	19		1:40.278	19		1:40.352	94		1:40.630	19		1:39.791
94	0.424	1:46.085	94	0.359	1:40.213	94	0.509	1:40.502	19	0.198	1:41.337	94	0.591	1:40.580
29	1.212	1:46.873	29	1.284	1:40.350	29	1.675	1:40.743	29	0.746	1:40.210	29	0.858	1:40.101
17	1.619	1:47.280	17	1.849	1:40.508	17	2.559	1:41.062	17	2.182	1:40.762	82	1.522	1:39.140
8	2.475	1:48.136	13	4.209	1:41.752	82	3.952	1:40.066	82	2.371	1:39.558	17	3.175	1:40.982
13	2.735	1:48.396	82	4.238	1:40.309	13	5.467	1:41.610	13	6.128	1:41.800	13	8.734	1:42.595
52	3.292	1:48.953	52	5.154	1:42.140	52	7.534	1:42.732	52	9.063	1:42.668	52	12.437	1:43.363
82	4.207	1:49.868	57	7.112	1:42.986	57	9.601	1:42.841	57	11.478	1:43.016	57	14.054	1:42.565
57	4.404	1:50.065	81	7.999	1:43.193	81	11.033	1:43.386	81	13.548	1:43.654	5	16.189	1:42.043
81	5.084	1:50.745	21	9.544	1:43.929	21	12.294	1:43.102	5	14.135	1:41.421	81	17.088	1:43.529
21	5.893	1:51.554	27	10.464	1:43.830	27	13.433	1:43.321	21	15.279	1:44.124	21	18.670	1:43.380
27	6.912	1:52.573	6	12.221	1:45.258	5	13.853	1:41.706	27	15.731	1:43.437	27	19.007	1:43.265
6	7.241	1:52.902	5	12.499	1:42.419	6	14.961	1:43.092	6	16.798	1:42.976	6	19.493	1:42.684
28	8.774	1:54.435	77	14.923	1:46.255	28	18.392	1:43.156	28	20.857	1:43.604	28	25.067	1:44.199
77	8.946	1:54.607	28	15.588	1:47.092	77	21.116	1:46.545	77	25.588	1:45.611	77	29.878	1:44.279
5	10.358	1:56.019	41	19.321	1:47.032	41	24.618	1:45.649	31	27.566	1:43.410	31	30.292	1:42.715
34	11.850	1:57.511	66	19.991	1:46.459	66	24.881	1:45.242	66	30.093	1:46.351	66	35.340	1:45.236
41	12.567	1:58.228	34	20.655	1:49.083	31	25.295	1:44.432	41	30.444	1:46.965	41	36.333	1:45.878
37	13.580	1:59.241	31	21.215	1:46.626	34	27.855	1:47.552	34	34.761	1:48.045	34	42.603	1:47.831
66	13.810	1:59.471	20	29.862	1:53.533	20	41.410	1:51.900	37	48.363	1:47.746	37	54.409	1:46.035
31	14.867	2:00.528	37	32.481	1:59.179	37	41.756	1:49.627	20	49.669	1:49.398	20	1:07.787	1:58.107
20	16.607	2:02.268												

Yokohama Locost Championship

RACE 14 - LAP CHART

LAP 6 @ 14:39:33.186			LAP 7 @ 14:41:13.707			LAP 8 @ 14:42:55.037			LAP 9 @ 14:44:37.392		
NO	BEHIND	LAP TIME	NO	BEHIND	LAP TIME	NO	BEHIND	LAP TIME	NO	BEHIND	LAP TIME
19		1:41.109	19		1:40.521	94		1:41.015	19		1:42.156
94	0.523	1:41.041	94	0.315	1:40.313	19	0.199	1:41.529	94	0.165	1:42.520
29	1.055	1:41.306	29	1.184	1:40.650	29	0.836	1:40.982	29	0.504	1:42.023
82	1.232	1:40.819	17	3.330	1:41.150	17	3.469	1:41.469	17	2.402	1:41.288
17	2.701	1:40.635	13	12.474	1:42.563	13	13.895	1:42.751	13	15.719	1:44.179
13	10.432	1:42.807	52	16.987	1:43.238	52	19.706	1:44.049	5	20.027	1:42.328
52	14.270	1:42.942	57	17.170	1:42.688	57	20.043	1:44.203	52	20.434	1:43.083
57	15.003	1:42.058	5	17.560	1:41.443	5	20.054	1:43.824	57	20.960	1:43.272
5	16.638	1:41.558	81	23.415	1:44.632	81	26.741	1:44.656	81	28.802	1:44.416
81	19.304	1:43.325	21	24.548	1:43.599	21	26.776	1:43.558	21	29.781	1:45.360
21	21.470	1:43.909	27	25.087	1:43.909	27	27.694	1:43.937	6	31.036	1:45.535
27	21.699	1:43.801	6	25.350	1:43.943	6	27.856	1:43.836	27	31.203	1:45.864
6	21.928	1:43.544	28	33.249	1:45.190	28	36.944	1:45.025	28	39.473	1:44.884
28	28.580	1:44.622	31	36.999	1:44.086	31	38.815	1:43.146	31	39.753	1:43.293
31	33.434	1:44.251	77	37.701	1:44.001	77	40.002	1:43.631	77	41.803	1:44.156
77	34.221	1:45.452	41	45.080	1:45.675	41	51.704	1:47.954	41	58.234	1:48.885
41	39.926	1:44.702	34	59.439	1:49.859	34	1:07.470	1:49.361	34	1:14.154	1:49.039
66	41.110	1:46.879	37	1:04.701	1:45.634	37	1:08.436	1:45.065	37	1:15.442	1:49.361
34	50.101	1:48.607	20	1:25.701	1:49.966	20	1:34.702	1:50.331	20	1:42.772	1:50.425
37	59.588	1:46.288									
20	1:16.256	1:49.578									

Yokohama Locost Championship

RACE 14 - POSITION CHART

No	Name	Lap										
		Pos	1	2	3	4	5	6	7	8	9	
94	WEST	1	19	19	19	94	19	19	19	94	19	
19	GARRETT	2	94	94	94	19	94	94	94	19	94	
29	PEEK	3	29	29	29	29	29	29	29	29	29	
17	GOUGH	4	17	17	17	17	82	82	17	17	17	
13	LYNAS	5	8	13	82	82	17	17	13	13	13	
8	BRAME	6	13	82	13	13	13	13	52	52	5	
57	RUSSELL	7	52	52	52	52	52	52	57	57	52	
52	HARMAN	8	82	57	57	57	57	57	5	5	57	
81	WARD	9	57	81	81	81	5	5	81	81	81	
27	ROUX	10	81	21	21	5	81	81	21	21	21	
6	SISSON	11	21	27	27	21	21	21	27	27	6	
21	STRAW	12	27	6	5	27	27	27	6	6	27	
41	MALPUS	13	6	5	6	6	6	6	28	28	28	
77	PERKINS	14	28	77	28	28	28	28	31	31	31	
66	STOKES	15	77	28	77	77	77	31	77	77	77	
37	BROWN	16	5	41	41	31	31	77	41	41	41	
34	FAUNCH	17	34	66	66	66	66	41	34	34	34	
50	HARDY	18	41	34	31	41	41	66	37	37	37	
28	BERRY	19	37	31	34	34	34	34	20	20	20	
7	SPIERS	20	66	20	20	37	37	37				
5	EMM	21	31	37	37	20	20	20				
31	GRIFFITHS	22	20									
20	WARD	23										
82	CLARK	24										
73	APSEY	25										
33	BOYER	26										
72	ARTISS	27										

Yokohama Locost Championship

RACE 14 - STATISTICS

Competitors Started	22
Planned Start	2024-04-21 @ 14:20:00.000
Actual Start	2024-04-21 @ 14:29:24.657
Finish Time	2024-04-21 @ 14:44:37.391
Track Length	2.1001mi.
Total Laps	184
Total Distance Covered	386.4317mi.

Session Fastest Lap History

NO	NAME	LAP TIME	TIME OF DAY	LAP	VEHICLE
19	Daniel GARRETT	1:45.661	14:31:10.334	1	Locost 7
19	Daniel GARRETT	1:40.278	14:32:50.612	2	Locost 7
94	Martin WEST	1:40.213	14:32:50.966	2	Locost 7
82	Paul CLARK	1:40.066	14:34:34.919	3	Locost 7
82	Paul CLARK	1:39.558	14:36:14.475	4	Locost 7
82	Paul CLARK	1:39.140	14:37:53.615	5	Locost 7

Session Leader History

NO	NAME	FROM LAP	LAPS LED	DISTANCE	VEHICLE
19	Daniel GARRETT	1	3	6.30 miles	Locost 7
94	Martin WEST	4	1	2.10 miles	Locost 7
19	Daniel GARRETT	5	3	6.30 miles	Locost 7
94	Martin WEST	8	1	2.10 miles	Locost 7
19	Daniel GARRETT	9	1	2.10 miles	Locost 7

Flag History

TYPE	TIME OF DAY
GREEN	14:29:24.657
FINISH	14:44:37.391

Flag Statistics

TYPE	COUNT	TOTAL LAPS	TOTAL TIME
Green	1	9	17:31.593
Red	0	0	0.000
Safety Car	0	0	0.000
FCY	0	0	0.000