

CHAMPIONSHIP CAR RACES



OFFICIAL PROGRAMME

MALLORY

September 30th

£2.00



This meeting is held under the General Regulations of the MSA (incorporating the provisions of the International Sporting Code of the FIA) and the Supplementary Regulations, Final Instructions and any written instructions which the Organisers issue for the race meeting. MSA Permit No: 6792

APPROXIMATE TIMETABLE


Practice Sessions

	Time
grg.com Kit Car Championship - class A	9.30
Goldarts 7 Championship	9.50
grg.com Kit Car Championship - classes B & C	10.10
750 Motor Club Formula 4 Championship	10.35
Demon Tweeks/Yokohama/CCC Stock Hatch Championship session A	10.55
Demon Tweeks/Yokohama/CCC Stock Hatch Championship session B	11.15
Autoscribe 750 Formula Championship	11.40
Kelsport/Club Lotus Roadsports Championship	12.00

Races

1: grg.com Kit Car Championship - class A	1.15
2: Goldarts 7 Championship	1.40
3: grg.com Kit Car Championship - classes B & C	2.05
4: 750 Motor Club Formula 4 Championship	2.30
5: Demon Tweeks/Yokohama/CCC Stock Hatch Championship top 28	2.55
6: Autoscribe 750 Formula Championship	3.20
7: Kelsport/Club Lotus Roadsports Championship	3.45
8: grg.com Kit Car Championship - class A	4.10
9: Demon Tweeks/Yokohama/CCC Stock Hatch Championship	4.35
10: Goldarts 7 Championship	5.00
11: grg.com Kit Car Championship - classes B & C	5.25

The organisers reserve the right, with the permission of the Stewards of the Meeting and/or the Clerk of Course, to change the order in which events are run and to postpone, cancel or abandon the meeting or any part thereof.



RACE MEETING OFFICIALS

MSA STEWARD

I.T. Moore

CLERKS OF COURSE

R. Adaway F. Blann

DEPUTY CLERKS

D. Brice

DRIVING STANDARDS

OBSERVERS

TBA

CLUB STEWARDS

J. Floyd M. Topp

TIMEKEEPERS

T. Stevens (Chief) A. Stevens

D. Butcher F. Baxter

A. Hancock A. Bilverstone

A. Preston

SCRUTINEERS

S. Ford H. Fisher

N. Jones J. Barlow

I. Brocklesby

INCIDENT OFFICER

A. Bennett

CHIEF MARSHAL

P. Harding

CHIEF OBSERVER

P. Stenning

CHIEF MEDICAL OFFICER

TBA

RACE RESCUE UNIT

750 Motor Club

COMMENTATOR

C. Hartley

SECRETARY OF THE MEETING

Robin Knight

MARSHALS

750 Motor Club

BMRMC & friends

RECOVERY

Barrie Mills

Races 1 & 8 **grg.com** 12 Laps

kitcar championship

NO	CLS	DRIVER	CAR DETAILS	CCS	HOMETOWN	CLUB
21	A	Clive Turner	Autotune Gemini	3000	Sandiacre	750
26	A	Peter Rowney	Westfield SEi	1660	Stafford	750
32	A	Peter Robinson	Sylva Striker	1660	Sutton Coldfield	750
35	A	Trevor Atkinson	Dutton Phaeton	3500	Kendal	750
37	A	David Robinson	Sylva Striker	1998	Rotherfield	750
40	A	Mark Allcock	Dutton Melos	3500	Haslingden	750
42	A	Tom Thornton	Sylva Striker Mk2	1600	Avebury	750
43	A	Warren Dowse	Sylva Phoenix	1600	Chellaston	750
47	A	Graeme Manton	Sylva Striker	1600	Newport	750
51	A	Tony Absolom	Sylva Striker	1700	Reading	750
55	A	Andrew Ward	Sylva Striker	1700	Kettering	750
57	A	Ken Marsh	Sylva Phoenix	1660	Bury	750
60	A	Andy Sterling	Dax Rush	3600	Brockenhurst	750
66	A	Jonathan Christie - Rundle	Sylva Phoenix	1660	Langley	750
68	A	Matthew Sturmer	Sylva Mk4	1700	Horsham	750
69	A	Nick Craddock	Sylva Phoenix	1660	Pewsey	750
71	A	Matt Jones	Westfield SE	1700	Chellaston	750
75	A	Matthew Lewis	Eldon Roadster	3528	Woking	750
77	A	Mark Owen	Sylva Striker Mk3	1600	Welwyn Garden City	750
78	A	Ken Lewins	Dutton Leggera	3500	Chesterfield	750
82	A	Dan Compton	Sylva Mk2	1700	London	750
84	A	Christopher Brown	Westfield SE	1700	London	750
88	A	Bryan Healey	Sylva Striker	2000	Poynton	750
89	A	Mark Matthews	Marlin Sportster	3500	Crediton	750

The Kit Car Championship, sponsored by The Grass Roots Group PLC, is for road legal front-engined Kit Cars. The engine regulations allow considerable freedom whilst there are limitations on the design of rear suspension and transmission. There are three classes, A - up to 1660cc, B - 1661 to 3500cc and class C - 1800 Ford Zetec.

Races 2 & 10

12 Laps

Goldarts 7 Championship

NO	CLS	DRIVER	CAR DETAILS	CCS	HOMETOWN	CLUB
5	A	Keith Dunn	Caterham Superlight	1800	Droitwich	750
7	C	Ashley Croft	Caterham 7	1400	Letchworth	750
9	C	David Litchfield	Caterham 7	1400	Battersea	750
25	A	Peter Lawrence	Caterham Superlight	1800	Thame	750
32	B	Terry Clark	Caterham 7	1600	Northwood	750
40	C	Mark Geach	Caterham 7	1400	Kennington	750
41	C	Ken Pendlebury	Caterham 7	1400	Steyning	750
42	C	John Benfield	Caterham 7	1400	Houghton Regis	750
48	B	Gerald Simpson	Caterham Supersprint	1700	Churton	750
49	A	Ian Wale	Caterham Super 7	2000	Chesterfield	750
62	C	Matt Shires	Caterham 7 Supersports	1400	Redhill	750
63	A	Andy Toone	Caterham 7	2000	West Bridgford	750
68	C	Richard Webb	Caterham 7	1400	Fairford	750
88	A	Richard Ince	Caterham Superlight	1800	Stowmarket	750
98	B	Tim Lamb	Caterham 7	1600	Clevedon	750

GOLD


ARTS

The 2001 GoldArts 7 Championship is for Caterham / Lotus 7 running in 4 classes. Class A is for 1700 Xflow, 2000cc Vauxhall and Ford Zetec, 1700 twincam & 1600 K series; B includes 1600cc twincam, 1800 Ford Zetec, 1800, 1600 K Series; 1400 K series are class C, whilst Class D is for former Scholarship/Graduate cars. All have to run on a choice of Yokohama tyres and a minimum weight of 600 kgs including the driver. The championship enjoys support from Goldarts Jewellers & Yokohama tyres.

Races 3 & 11 **grg.com** 12 Laps

kitcar championship

No	CLS	DRIVER	CAR DETAILS	CCS	HOMETOWN	CLUB
5	C	Nigel Brown	Leader 400	1800	Great Barr	750
7	C	Jonathan Edwards	Westfield SE	1800	Studley	750
11	C	Andrew Owen	Sylva Phoenix	1800	Welwyn Garden City	750
15	C	Simon Childs	Sylva Phoenix	1800	Nether Heyford	750
17	C	Dave Devine	Sylva Phoenix	1800	Ashingdon	750
19	C	Martin Smith	Procomp LA Gold	1800	Warley	750
20	C	Robert Putnam	Procomp LA Gold	1800	Warley	750
25	C	Jonathan Barnett	Sylva Phoenix	1800	Putney	750
31	C	Richard Daw	Procomp LA Gold	1800	Preston Bissett	750
41	C	Steve Owen	Sylva Clubman	1800	Rippenden	750
45	C	Brian Dean	Sylva Striker Mk2	1800	Leicester	750
52	C	Graham Stephenson	Quantum Xtreme	1800	Callington	750
53	C	Andrew Hiley	Locost	1800	Golcar	750
72	C	Lesley Hudson	Sylva Phoenix	1800	Litchborough	750
73	B	David Smith	Sylva Phoenix	1600	Cottingham	750
90	C	Tony Southgate	Sylva Phoenix	1800	Rothersthorpe	750



The Kit Car Championship, sponsored by The Grass Roots Group PLC, is for road legal front-engined Kit Cars. The engine regulations allow considerable freedom whilst there are limitations on the design of rear suspension and transmission. There are three classes, A - up to 1660cc, B - 1661 to 3500cc and class C - 1800 Ford Zetec.

Race 4

15 Laps

750 MC Formula 4 Championship

NO	CLS	DRIVER	CAR DETAILS	CCS	HOMETOWN	CLUB
3	A	Erwin Smiech	Reynard SF86	1600	Lincoln	750
6	D	John Moore	Forest MOT VD95	1800	Sandhurst	750
8	D	John Miller	Van Diemen RF97	1800	Bourne	750
11	D	Chris Kite	Ray 98Z	1800	Bracknell	750
12	A	John Woodward	Delta	1600	Stratton Audley	750
18	D	John Griffiths	Swift SC97	1800	Frampton Cotterell	750
21	A	Andy Schulz	Chevron B67	1600	Milton Keynes	750
23	D	Matthew Payne	Van Diemen	1800	Eastwood	750
26	D	Barry Pomfret	Van Diemen RF98	1800	Bletchley	750
27	D	David Blyth	Van Diemen RF97	1800	Wavendon Gate	750
29	B	Andrew Leviston	Van Diemen RF82	2000	Ipswich	750
33	A	Adrian Kidd	Van Diemen RF93	1600	Attleborough	750
38	D	Steve Taylor	Van Diemen RF96	1800	Swavesey	750
40	A	David Longstaff	Ray 89F	1600	Misterton	750
42	D	David Fricker	Van Diemen RF97	1800	Droylesden	750
43	B	John Roberts	Van Diemen RF82	2000	Harrogate	750
44	A	Clive Yorath	Magnum	1600	Cheltenham	750
46	D	Andy Clarke	Vector M697	1800	Milton Keynes	750
71	A	Jock Sergison	Highlander	1600	Doncaster	750
80	A	Peter Monk	Lotus FVL	1600	Woodbridge	750
91	A	David Healey	Delta T92	1600	Norton	750
99	A	Charles Adrian	Van Diemen FR 93	1600	Ockeridge	750

The 750 Motor Club Formula 4 Championship provides the technical sophistication of slicks and wings in an affordable single seater championship. Class A allows any design of chassis and caters for the designer/constructor as well as for cars converted from F3, FFord, FF2000 and Formula Renault; all must use the 1600 CVH Ford engine. Class B is for FF2000 cars built prior to October 1983, class C for pre Dec '80, running to the former FF2000 regulations and Class D is for pre 1999 Formula Ford Zetec cars.

Race 5/9

12 Laps

Demon Tweeks/Yokohama/CCC Stock Hatch Championship

NO	DRIVER	CAR DETAILS	CCS	HOMETOWN	CLUB
2	Paul Taylor	Peugeot 205 GTi	1600	Great Amwell	750
5	Gordon Macmillan	Peugeot 205 GTi	1580	Longworth	750
6	Andy Burgess	Suzuki Swift GTi	1300	Crawley	750
8	Steve Gordon	Peugeot 106 XSi	1600	Southampton	750
9	Paul Sheehan	Peugeot 205 GTi	1600	Coundon	750
10	Glenn Stokes	Peugeot 106	1600	Chafford Hundred	750
14	Mark Davies	Peugeot 205 GTi	1600	Mirfield	750
19	Matthew Lewis	Fiesta XR2	1600	Leatherhead	750
22	Hilary Howlett	Peugeot 106 XSi	1587	Dereham	750
23	Paul Tibbs	Fiesta XR2	1600	Spalding	750
24	Tony Scarlett	Peugeot 106 SXi	1587	Scholes	750
25	Pete Morgan	Fiesta XR2	1600	Wrexham	750
30	Carl Townend	Peugeot 205 GTi	1580	Ecclesfield	750
31	David Hickton	Fiesta XR2	1600	Andover	750
32	Daniel Adderley	Peugeot 205 GTi	1598	Witney	750
33	Daniel Neil	Peugeot 205 GTi	1600	Loughton	750
34	Chris Ball	Fiesta XR2	1600	Bournemouth	750
36	Tim Marshall	Peugeot 205 GTi	1580	Hinckley	750
38	Phillip Becker	Fiesta XR2i	1600	Henlow	750
41	Nigel Hunt	Peugeot 205 GTi	1600	Alvaston	750
44	Martin Rogers	Fiesta XR2	1600	Maidenhead	750
46	Angus Lock	Peugeot 205 GTi	1580	Middle Barton	750
47	Dave Balding	Fiesta XR2	1600	South Woodham	750
60	Craig Shepherd	Fiesta XR2	1600	Braintree	750
63	Pat Grove	Peugeot 205 GTi	1600	Tewkesbury	750
65	Terry Roughton	Peugeot 205 GTi	1580	Wisbech	750
72	Clifford Pellin	Fiesta XR2	1600	Canvey Island	750
76	Simon Harvey	Peugeot 205 GTi	1580	New Haw	750
79	Gary Parkes	Fiesta XR2	1597	Lincoln	750
89	Nick Joyce	Fiesta XR2	1600	Wellesbourne	750
91	Steven Groom	Peugeot 205 GTi	1600	Walkern	750
92	Paul McMillan	Citroen Saxo	1600	Wisbech	750

The above drivers will be in the 1st Stock Hatch practice session. From the combined times of the two practice sessions, the fastest 28 go into Race 5, the next fastest 28 into Race 9.

Demon Tweeks, Yokohama tyres & Cars & Car Conversions magazine are the main sponsors for the Stock Hatch Championship, which in its 4th year continues to be one of the most popular saloon car championships in the UK. The use of standard engine & gearbox, a 'control' Yokohama A539 tyre and a weight penalty for leading cars ensures close racing at very affordable cost.

Race 6


Autoscribe



12 Laps

750 Formula Championship 2001

N ^o	CLS	DRIVER	CAR DETAILS	CCS	HOMETOWN	CLUB
0		Mick Harris	Darvi 877	850	High Wycombe	750
1		Antony Raine	Centaur Mk16	850	Verwood	750
2		Pete Knipe	DNC F750	850	Bracknell	750
3		Bob Simpson	SS Reliant	850	West Drayton	750
4		Peter Bove	Darvi 88/P	850	Essendon	750
11	B	Andrew Lake	Darvi Mk5B	850	Bedford	750
16	B	Paul Morris	Darvi 92J	850	Kaneshill	750
27	B	Sue Buxton	Darvi Mk5/97	850	West Malling	750
29		Chris Gough	CGR1	850	Telford	750
33	B	Lee Burnham	Centaur Mk20	850	Fleet	750
36	B	Julian Thomas	Le Tigre	850	Massley	750
43		Dick Harvey	Darvi - 91D	850	Totteridge	750
50		Rodney Hill	Mystic T4/21	850	Ashby De La Zouch	750
55	B	Roger Rowe	Centaur Mk20	850	Kidderminster	750
77		Nige Cowley	Cowley MkIV	850	Doncaster	750
87	B	Brian Denniss	Polden	850	Catford	750



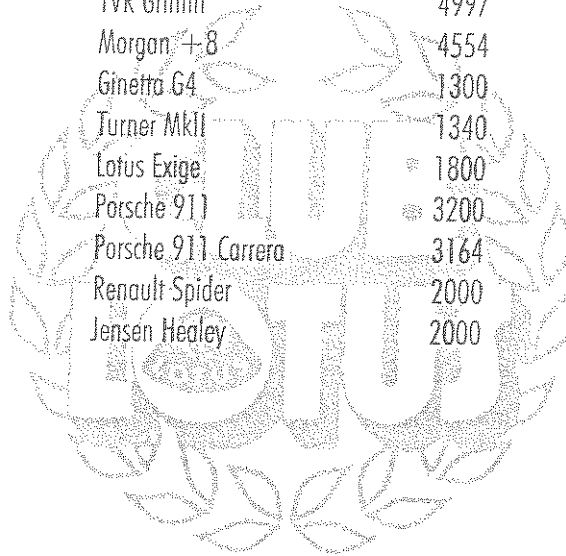
750 Formula is for lightweight two-seater sports racing cars and was originally introduced by the 750 MC in 1949, as its first racing formula. The regulations provide ample scope for the budding amateur to design and build his own car, and to develop his skills in chassis / suspension design and engine tuning within carefully controlled limits; alternatively there are often suitable cars available for sale from within the formula.

Race 7

12 Laps

Roadsports Championship

NO	CLS	DRIVER	CAR DETAILS	CCS	HOMETOWN	CLUB
3	C	Pat Thomas	Lotus Exige	1800	Spalding	750
11	C	Mal Davison	Porsche 993	3600T	Tamworth	750
22	A	Steve Jay	Clan Crusader	998	Bury	750
23	B	Stephen Oliver	Lotus Elise	1800	Ely	750
25	C	Doug Ellwood	TVR Griffith	4997	Stratford On Avon	750
29	C	Keith Ahlers	Morgan +8	4554	Trinity	750
32	A	Howard Jones	Ginetta G4	1300	Bedford	750
33	A	Rob Moody	Turner MkII	1340	Norwich	750
46	C	Mark Donald	Lotus Exige	1800	Hemel Hempstead	750
52	C	Clive Bailey	Porsche 911	3200	Chobham	750
61	C	Stuart Jefcoate	Porsche 911 Carrera	3164	Wraysbury	750
77	C	Robbie Watts	Renault Spider	2000	Westcliff On Sea	750
99	C	Alex Livesley	Jensen Healey	2000	St Leonards On Sea	750



KEL

The Roadsports Championship, sponsored in 2001 by **KELSport** and **Club Lotus** is the most varied and competitive sports car category in the country, attracting cars from five decades, over ten different manufacturers and has in excess of 110 eligible models of sports cars currently listed. With carefully chosen class structures to ensure close competition for everyone, even cars from one-make series will find a place with more interesting competition. **KELSport** is the racing side of long-term Lotus dealers Kelvedon Motors of Spalding, Lincolnshire, run by Lotus 'guru' Pat Thomas who races an Exige in this year's championship.

Race 5/9 12 Laps

Demon Tweeks/Yokohama/CCC Stock Hatch Championship

No	DRIVER	CAR DETAILS	CCS	HOMETOWN	CLUB
4	Andy Elliott	Fiesta XR2i	1600	Balcombe	750
20	Don Hughes	Volkswagen Golf GTi	1588	Andover	750
21	Sarah Dyson	Escort XR3i	1600	Coulsdon	750
27	Richard Warner	Fiesta XR2	1600	Northwich	750
35	Andrew Thorpe	Fiesta XR2	1600	Ilkley	750
37	Christopher Bettis	Vauxhall Nova GSi	1600	Basildon	750
39	Ben Hall	Fiesta XR2	1600	Ingestre	750
40	John Waples	Fiesta XR2i	1600	Crawley	750
50	Robert O' Boyle	Fiesta XR2	1600	Ilkeston	750
51	Derek Rozier	Fiesta XR2	1600	Bexley	750
52	Colin Thorpe	Fiesta XR2	1597	Ilkley	750
54	Michael Wright	Fiesta XR2	1600	Winslow	750
55	Tony Headland	Fiesta XR2	1600	Norwich	750
57	Richard Herbert	Fiesta XR2	1600	Leighton Buzzard	750
58	Martin Boon	Peugeot 205 GTi	1600	Kings Lynn	750
64	Peter Hands	Fiesta XR2	1600	Oxford	750
67	Mark Alden	Fiesta XR2	1600	Manchester	750
71	Darren Clayton	Fiesta XR2	1600	Clifton	750
75	Simon Bowyer	Fiesta XR2	1597	Islington	750
77	Wayne Bailey	Peugeot 205 GTi	1600	Iver	750
78	Charles Cozens	Peugeot 1.4 XSi	1360	Chippenham	750
81	Matthew Perks	Fiesta XR2	1600	Chelmsford	750
83	Ian Kay	Fiesta XR2	1600	Chelmsford	750
85	Andrew Bowden	Vauxhall Nova GSi	1600	Slough	750
88	Ian Oakes	Vauxhall Nova GTE	1600	Bletchley	750
93	Simon Harradine	Fiesta XR2	1600	Royston	750
94	David Leverton	Fiesta XR2	1600	Blackheath	750
96	Gareth Wright	Fiesta XR2	1600	Wisbech	750
99	Jonathan Hopper	Peugeot 205 GTi	1580	Aylesbury	750
101	Richard Kingsnorth	Peugeot 205 GTi	1600	Colchester	750
102	Peter Skinner	Fiesta XR2	1600	Wiggington	750

The above listed drivers will be in the 2nd Stock Hatch practice session. From the combined practice session times, the fastest 28 go into Race 5, the next fastest 28 into Race 9.

Demon Tweeks, Yokohama tyres & Cars & Car Conversions magazine are the main sponsors for the Stock Hatch Championship, which in its 4th year continues to be one of the most popular saloon car championships in the UK. The use of standard engine & gearbox, a 'control' Yokohama A539 tyre and a weight penalty for leading cars ensures close racing at very affordable cost.

Mallory Park Circuit

Lap Records

Formula	Class	Name	Time	Speed	Date
750 Formula		P. Myatt	0:52.2	93.10	27/10/91
750 Trophy	A	M.Roper	1:09.14	70.29	06/08/00
	B	D.Whetton	1:08.85	70.58	06/08/00
	C	R.Rowe	0:59.63	81.50	06/08/00
	D	K.Horan	1:04.11	75.80	06/08/00
Formula 4	A	R. Davis	0:46.15	105.30	07/05/89
	B	M. Wood	0:45.15	107.60	08/04/90
	C	G. Willcox	0:48.39	100.43	23/03/97
	D	K.Hall	0:56.918	85.39	11/03/01
Formula Vee		J. Clark	0:50.87	95.53	22/03/98
Kit Cars	A	A.Charsley	0:51.95	93.55	31/05/98
	B	A.Owen	0:53.29	91.19	31/05/98
	C	A.Owen	0:52.19	93.13	12/03/00
Roadsports	A	K. Ginger	0:55.43	87.67	31/05/98
	B	I. Jones	0:53.1	91.53	27/03/95
	C	M.Walklett	0:52.28	92.96	28/03/99
Caterhams	A	K.Dunn	0:49.96	97.27	28/03/99
	B	B. Ely	0:52.05	93.37	22/03/98
	C	A. Croft	0:53.62	90.63	22/03/98
Hot Hatch	A	A.Broom	0:55.59	87.42	22/03/98
	B	S. Taylor	0:55.10	88.20	22/03/98
	C	J.Frost	0:55.564	87.47	11/03/01
Locost		D.Garthwaite	0:57.880	83.97	11/03/01
Stock Hatch		S.Powlesland	0:57.64	84.31	28/03/99

Autoscribe 750 Formula Championship

1st	186	Bob Simpson	4th	137	Mick Harris
2nd	179	Peter Bove	5th	127	Antony Raine
3rd	150	Pete Knipe	6th	108	Andrew Lake

750 Motor Club Formula 4 Championship

1st	226	A	Erwin Smiech	4th	211	D	Barry Pomfret
2nd	249	A	Andy Schulz	5th	208	A	Ray Gardner
3rd	215	D	David Fricker	6th	160	A	David Longstaff

750 Motor Club Formula Vee Championship

1st	230	Jeremy Clark	4th	152	Guy Bellingham
2nd	197	David Hall	5th	131	Bill Burnett
3rd	185	Trevor Welsh	6th	129	Paul Mitson

750 Motor Club 750 Trophy Championship

1st	122	C	Don Rawson	4th	84	C	Roger Rowe
2nd	107	C	Roger Windley	5th	69	C	Colin Willmott
3rd	93	B	Graham Chambers	6th	62	C	Pete Birch

grg.com Kit Car Championship

1st	124	C	Jonathan Edwards	4th	86	A	Mark Owen
2nd	119	A	Andy Sterling	5th	82	A	Matthew Lewis
3rd	98	C	Andrew Owen	6th	81	C	Simon Childs

Kelsport/Lotus Club Roadsports Championship

1st	166	C	Keith Ahlers	4th	107	A	Howard Jones
2nd	109	C	Mal Davison	5th	76	B	Dean Lanzante
3rd	107	B	Stephen Oliver	6th	64	A	Paul Morgan

Demon Tweaks/Yokohama/CCC Hot Hatch Championship

1st	147	B	Guy Foulger	4th	112	B	Simon Hill
2nd	146	A	Mark Cunningham	5th	112	A	Steve Polley
3rd	126	B	John Hammersley	6th	103	A	Mark Bush

Demon Tweaks/Yokohama/CCC Stock Hatch Championship

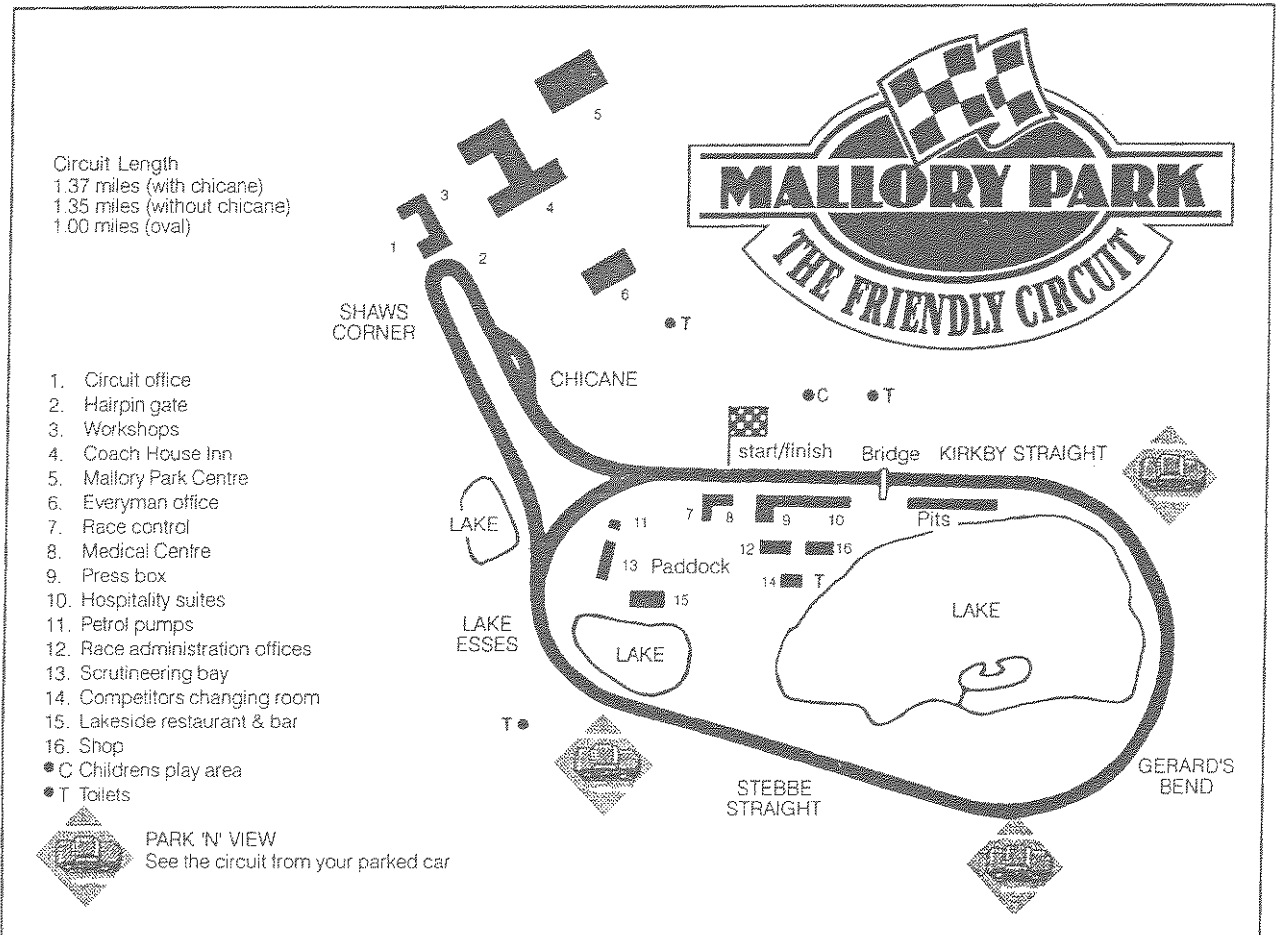
1st	584	Tony Scarlett	4th	569	Steve Gordon
2nd	580	Pete Morgan	5th	514	Darren Blumson
3rd	572	Andy Burgess	6th	503	Paul Sheehan

Goldarts 7 Championship

1st	142	C	Matt Shires	4th	81	A	Keith Dunn
2nd	112	A	Richard Ince	5th	80	A	John Schneider
3rd	92	B	Tim Lamb	6th	78	B	Gerald Simpson

750 Motor Club Locost Championship

1st	180	Darryl Beckwith	4th	134	William Mitcham
2nd	155	Malcolm Mitton	5th	134	Mike Saunders
3rd	149	Darren Banks	6th	116	Royce Grey



MALLORY PARK LAP SPEED TABLE - 1.35 MILES

M.SECONDS	.0	.1	.2	.3	.4	.5	.6	.7	.8	.9
0:40	121.50	121.20	120.90	120.60	120.30	120.00	119.70	119.41	119.21	118.83
0:41	118.54	118.25	117.96	117.68	117.39	117.11	116.83	116.55	116.27	115.99
0:42	115.71	115.44	115.17	114.89	114.62	114.35	114.08	113.82	113.55	113.29
0:43	113.02	112.76	112.50	112.24	111.98	111.72	111.47	111.21	110.96	110.71
0:44	110.45	110.20	109.95	109.71	109.46	109.21	108.97	108.72	108.48	108.24
0:45	108.00	107.76	107.52	107.28	107.05	106.81	106.58	106.35	106.011	105.88
0:46	105.65	105.42	105.19	104.97	104.74	104.52	104.29	104.07	103.85	103.62
0:47	103.40	103.18	102.97	102.75	102.53	102.32	102.10	101.89	101.67	101.46
0:48	101.25	101.04	100.83	100.62	100.41	100.21	100.00	99.79	99.59	99.39
0:49	99.18	98.98	98.78	98.58	98.38	98.18	97.99	97.79	97.59	97.39
0:50	97.20	97.01	96.81	96.62	96.43	96.24	96.05	95.86	95.67	95.48
0:51	95.29	95.11	94.92	94.74	94.55	94.37	94.19	94.00	93.82	93.64
0:52	93.46	93.28	93.10	92.93	92.75	92.57	92.40	92.22	92.05	91.87
0:53	91.70	91.53	91.35	91.18	91.01	90.84	90.67	90.50	90.33	90.17
0:54	90.00	89.83	89.67	89.50	89.34	89.17	89.01	88.85	88.69	88.52
0:55	88.36	88.20	88.04	87.88	87.73	87.57	87.41	87.25	87.10	86.94
0:56	86.79	86.63	86.48	86.32	86.17	86.02	85.87	85.71	85.56	85.41
0:57	85.26	85.11	84.97	84.82	84.67	84.52	84.38	84.23	84.08	83.94
0:58	83.79	83.65	83.51	83.36	83.22	83.08	82.94	82.79	82.65	82.51
0:59	82.37	82.23	82.09	81.96	81.82	81.68	81.54	81.41	81.27	81.14
1:00	81.00	80.87	80.73	80.60	80.46	80.33	80.20	80.07	79.93	79.80
1:01	79.67	79.54	79.41	79.28	79.15	79.02	78.90	78.77	78.64	78.51
1:02	78.39	78.26	78.14	78.01	77.88	77.76	77.64	77.51	77.39	77.27
1:03	77.14	77.02	76.90	76.78	76.66	76.54	76.42	76.30	76.18	76.06
1:04	75.95	75.82	75.70	75.58	75.47	75.35	75.23	75.12	75.00	74.88
1:05	74.77	74.65	74.54	74.43	74.31	74.20	74.09	73.97	73.86	73.75
1:06	73.64	73.52	73.41	73.30	73.19	73.08	72.97	72.86	72.75	72.65
1:07	72.54	72.43	72.32	72.21	72.11	72.00	71.89	71.79	71.68	71.58
1:08	71.47	71.37	71.26	71.16	71.05	70.95	70.85	70.74	70.64	70.54
1:09	70.43	70.33	70.23	70.13	70.03	69.93	69.83	69.73	69.63	69.53

**grg.com Kit Cars - Class A
Provisional Results Race 1**

POS	NO	CL	NAME	NAT	ENTRY	TIME	LAPS	GAP	MPH	BEST
1	60	A	Andy STERLING		Dax Rush	10:35.061	12		91.83	51.712
2	75	A	Matthew LEWIS		Eldon Roadster	10:36.644	12	1.583	91.60	51.337
3	37	A	David ROBINSON		Sylva Striker	10:39.434	12	4.373	91.20	52.055
4	77	A	Mark OWEN		Sylva Striker Mk3	10:40.328	12	5.267	91.07	51.802
5	55	A	Andrew WARD		Sylva Striker	10:51.172	12	16.111	89.56	52.895
6	84	A	Christopher BROWN		Westfield SE	11:10.872	12	35.811	86.93	53.965
7	89	A	Mark MATTHEWS		Marlin Sportster	11:11.909	12	36.848	86.79	53.612
8	42	A	Tom THORNTON		Sylva Striker Mk2	11:12.548	12	37.487	86.71	53.897
9	71	A	Matt JONES		Westfield SE	11:14.282	12	39.221	86.49	53.876
10	26	A	Peter ROWNEY		Westfield SEi	11:15.665	12	40.604	86.31	54.271
11	88	A	Bryan HEALEY		Sylva Striker	11:15.899	12	40.838	86.28	53.776
12	82	A	Dan COMPTON		Sylva Mk2	11:16.863	12	41.802	86.16	53.554
13	35	A	Trevor ATKINSON		Dutton Phaeton	11:17.970	12	42.909	86.02	54.873
14	21	A	Clive TURNER		Autotune Gemini	11:30.475	12	55.414	84.46	55.620
15	43	A	Warren DOWSE		Sylva Phoenix	10:44.441	11	1 LAP	82.95	54.760
16	57	A	Ken MARSH		Sylva Phoenix	10:53.305	11	1 LAP	81.83	57.397
17	78	A	Ken LEWINS		Dutton Leggera	10:53.703	11	1 LAP	81.78	57.597
18	69	A	Nick CRADDOCK		Sylva Phoenix	10:58.039	11	1 LAP	81.24	56.705
19	30	A	Patrick McDERMOTT		Westfield SE	10:59.197	11	1 LAP	81.09	56.677
20	47	A	Graeme MANTON		Sylva Striker	11:02.364	10	2 LAPS	73.37	1:03.811

NOT CLASSIFIED

51	A	Tony ABSOLOM	Sylva Striker	5:29.072	6	D.N.F.	88.61	52.751
32	A	Peter ROBINSON	Sylva Striker	5:46.031	6	D.N.F.	84.27	54.491
66	A	J CHRISTIE-RUNDLE	Sylva Phoenix	6:08.159	6	D.N.F.	79.20	55.911
40	A	Mark ALLCOCK	Dutton Melos	4:38.499	4	D.N.F.	69.80	1:02.515

FASTEST LAP

75	A	Matthew LEWIS	Eldon Roadster	51.337	11	94.66mph	152.35kph
----	---	---------------	----------------	--------	----	----------	-----------

NEW LAP RECORD
Weather/Track: Cloudy/Dry

MST sports timing

Mallory Park
Circuit Length = 1.3500 miles.
Start: 13:03

Clerk of Course

Stewards:

Timekeeper:

Goldarts 7s

Provisional Result Race 2

POS	NO	CL	NAME	NAT	ENTRY	TIME	LAPS	GAP	MPH	BEST
1	5	A	Keith DUNN		Caterham Superlight	6:12.955	7		91.21	51.570
2	88	A	Richard INCE		Caterham Superlight	6:13.305	7	0.350	91.13	51.238
3	49	A	Ian WALE		Caterham Super 7	6:21.934	7	8.979	89.07	53.227
4	62	C	Matt SHIRES		Caterham 7 Superspo	6:31.559	7	18.604	86.88	54.291
5	9	C	David LITCHFIELD		Caterham 7	6:32.394	7	19.439	86.69	54.281
6	42	C	John BENFIELD		Caterham 7	6:34.835	7	21.880	86.16	54.410
7	98	B	Tim LAMB		Caterham 7	6:39.922	7	26.967	85.06	55.030
8	32	B	Terry CLARK		Caterham 7	6:41.989	7	29.034	84.62	55.721
9	68	C	Richard WEBB		Caterham 7	6:44.839	7	31.884	84.03	56.121
10	41	C	Ken PENDLEBURY		Caterham 7	6:47.095	7	34.140	83.56	56.341
11	48	B	Gerald SIMPSON		Caterham Supersprint	6:48.069	7	35.114	83.36	56.338
12	40	C	Mark GEACH		Caterham 7	6:48.540	7	35.585	83.27	56.033

FASTEST LAP

88	A	Richard INCE	Caterham Superlight	51.238	4	94.85mph	152.64kph
9	C	David LITCHFIELD	Caterham 7	54.281	2	89.53mph	144.09kph
98	B	Tim LAMB	Caterham 7	55.030	2	88.31mph	142.13kph

Weather/Track: Drizzle/Damp

MST sports timing

Mallory Park
Circuit Length = 1.3500 miles.
Start: 13:20

Clerk of Course:

13:40

Stewards:

Timekeeper:

14.65

grg.com Kit Cars - Class B/C
Provisional Results Race 3

POS	NO	CL	NAME	NAT	ENTRY	TIME	LAPS	GAP	MPH	BEST
1	53	C	Andrew HILEY		Locost	4:48.598	5		84.20	55.343
2	4	B	Jonathan WHITE		Sylva Striker	4:50.749	5	2.151	83.57	55.435
3	19	C	Martin SMITH		Procomp LA Gold	4:51.266	5	2.668	83.42	55.290
4	7	C	Jonathan EDWARDS		Westfield SE	4:52.615	5	4.017	83.04	55.791
5	11	C	Andrew OWEN		Sylva Phoenix	4:54.505	5	5.907	82.51	56.234
6	15	C	Simon CHILDS		Sylva Phoenix	4:56.927	5	8.329	81.83	57.149
7	25	C	Jonathan BARNETT		Sylva Phoenix	5:00.813	5	12.215	80.78	56.714
8	45	C	Brian DEAN		Sylva Striker Mk2	5:01.536	5	12.938	80.58	56.673
9	41	C	Steve OWEN		Sylva Clubman	5:03.313	5	14.715	80.11	57.518
10	72	C	Lesley HUDSON		Sylva Phoenix	5:09.387	5	20.789	78.54	57.824
11	5	C	Nigel BROWN		Leader 400	5:12.564	5	23.966	77.74	59.460
12	20	C	Robert PUTNAM		Procomp LA Gold	5:13.082	5	24.484	77.61	59.626
13	73	B	David SMITH		Sylva Phoenix	5:22.808	5	34.210	75.27	1:01.551

FASTEST LAP

19	C	Martin SMITH	Procomp LA Gold	55.290	5	87.90mph	141.46kph
4	B	Jonathan WHITE	Sylva Striker	55.435	5	87.67mph	141.09kph

Did not Restart: 17, 31, 52 & 90
Weather/Track: Cloudy/Damp

Mallory Park
Circuit Length = 1.3500 miles.
Start: 13:31

MST sports timing

Chief of Course:

Stewards:

Timekeeper:

www.mstworld.com

Issued - 14:29 Sunday, 30 September 2001

15. A

750 Motor Club Formula 4 Provisional Results Race 4

POS	NO	CL	NAME	NAT	ENTRY	TIME	LAPS	GAP	MPH	BEST
1	21	A	Andy SCHULZ		Chevron B67	12:18.119	15		98.76	47.573
2	17	A	Ray GARDNER		Van Diemen RF86	12:31.359	15	13.240	97.02	48.504
3	99	A	Charles ADRIAN		Van Diemen FR93	12:31.835	15	13.716	96.96	48.375
4	33	A	Adrian KIDD		Van Diemen RF93	12:32.116	15	13.997	96.92	48.758
5	26	D	Barry POMFRET		Van Diemen RF98	12:50.044	15	31.925	94.67	49.873
6	6	D	John MOORE		Forest MOT VD95	12:52.406	15	34.287	94.38	49.440
7	40	A	David LONGSTAFF		Ray 89F	12:55.086	15	36.967	94.05	49.439
8	8	D	John MILLER		Van Diemen RF97	12:57.567	15	39.448	93.75	50.569
9	23	D	Matthew PAYNE		Van Diemen	12:58.460	15	40.341	93.64	49.561
10	12	A	John WOODWARD		Delta	13:02.744	15	44.625	93.13	49.379
11	39	B	Steven CONNOR		Van Diemen RF82	13:04.472	15	46.353	92.92	50.360
12	46	D	Andy CLARKE		Vector M697	13:04.970	15	46.851	92.87	49.979
13	27	D	David BLYTH		Van Diemen RF97	13:05.612	15	47.493	92.79	51.018
14	91	A	David HEALEY		Delta T92	13:07.197	15	49.078	92.60	50.069
15	38	D	Steve TAYLOR		Van Diemen RF96	13:10.216	15	52.097	92.25	51.116
16	44	A	Clive YORATH		Magnum	13:10.520	15	52.401	92.21	50.290
17	43	B	John ROBERTS		Van Diemen RF82	12:30.327	14	1 LAP	90.68	51.148
18	29	B	Andrew LEVISTON		Van Diemen RF82	12:32.578	14	1 LAP	90.40	51.819
19	80	A	Peter MONK		Lotus FVL	12:46.875	14	1 LAP	88.72	52.310

NOT CLASSIFIED

42	D	David FRICKER	Van Diemen RF97	7:49.211	9	D.N.F.	93.22	49.754
71	A	Jock SERGISON	Highlander	8:09.114	8	D.N.F.	79.49	56.881
18	D	John GRIFFITHS	Swift SC97	6:42.663	7	D.N.F.	84.48	54.898
3	A	Erwin SMIECH	Reynard SF86	3:26.106	4	D.N.F.	94.32	49.512

FASTEST LAP

21	A	Andy SCHULZ	Chevron B67	47.573	14	102.15mph	164.40kph
6	D	John MOORE	Forest MOT VD95	49.440	9	98.30mph	158.20kph
39	B	Steven CONNOR	Van Diemen RF82	50.360	13	96.50mph	155.31kph

Weather/Track: Cloudy/Damp

Mallory Park
Circuit Length = 1.3500 miles.
Start: 14:42

MST sports timing

Clerk of course: *JD*
15:00 hrs
30.9.01

Stewards:

Timekeeper:

Demon Tweaks/Yokohama/CCC Stock Hatch Provisional Results Race 5 - A Race

POS	NO	CL	NAME	NAT	ENTRY	TIME	LAPS	GAP	MPH	BEST
1	2		Paul TAYLOR		Peugeot 205 GTi	11:46.872	12		82.50	57.970
2	24		Tony SCARLETT		Peugeot 106 SXi	11:48.163	12	1.291	82.35	57.895
3	25		Pete MORGAN		Ford Fiesta XR2	11:48.462	12	1.590	82.31	57.890
4	14		Mark DAVIES		Peugeot 205 GTi	11:53.596	12	6.724	81.72	58.273
5	92		Paul MCMILLAN		Citroen Saxo	11:57.680	12	10.808	81.26	58.504
6	10		Glenn STOKES		Peugeot 106	11:59.613	12	12.741	81.04	58.405
7	5		Gordon MACMILLAN		Peugeot 205 GTi	12:06.634	12	19.762	80.26	59.298
8	22		Hilary HOWLETT		Peugeot 106 XSi	12:07.041	12	20.169	80.21	59.365
9	23		Paul TIBBS		Ford Fiesta XR2	12:07.543	12	20.671	80.16	59.138
10	65		Terry ROUGHTON		Peugeot 205 GTi	12:09.091	12	22.219	79.99	58.981
11	30		Carl TOWNEND		Peugeot 205 GTi	12:09.212	12	22.340	79.97	58.900
12	36		Tim MARSHALL		Peugeot 205 GTi	12:10.449	12	23.577	79.84	59.624
13	47		Dave BALDING		Ford Fiesta XR2	12:10.612	12	23.740	79.82	58.550
14	9		Paul SHEEHAN		Peugeot 205 GTi	12:10.745	12	23.873	79.80	58.857
15	32		Daniel ADDERLEY		Peugeot 205 GTi	12:14.913	12	28.041	79.35	59.566
16	63		Pat GROVE		Peugeot 205 GTi	12:15.192	12	28.320	79.32	59.628
17	72		Clifford PELLIN		Ford Fiesta XR2	12:15.529	12	28.657	79.29	59.470
18	31		David HICKTON		Ford Fiesta XR2	12:16.075	12	29.203	79.23	59.652
19	19		Matthew LEWIS		Ford Fiesta XR2	12:19.973	12	33.101	78.81	59.494
20	91		Steven GROOM		Peugeot 205 GTi	12:20.023	12	33.151	78.80	1:00.154
21	41		Nigel HUNT		Peugeot 205 GTi	12:20.806	12	33.934	78.72	59.833
22	38		Phillip BECKER		Ford Fiesta XR2i	12:21.362	12	34.490	78.66	1:00.056
23	34		Chris BALL		Ford Fiesta XR2	12:34.687	12	47.815	77.27	58.968
24	46		Angus LOCK		Peugeot 205 GTi	12:35.842	12	48.970	77.15	1:01.193
25	6		Andy BURGESS		Suzuki Swift GTi	12:17.199	11	1 LAP	72.51	58.135
26	76		Simon HARVEY		Peugeot 205 GTi	12:34.438	10	2 LAPS	64.41	59.486

NOT CLASSIFIED

8			Steve GORDON		Peugeot 106 XSi	10:10.386	10	D.N.F.	79.62	58.065
---	--	--	--------------	--	-----------------	-----------	----	--------	-------	--------

FASTEST LAP

25			Pete MORGAN		Ford Fiesta XR2	57.890	10	83.95mph	135.10kph	
----	--	--	-------------	--	-----------------	--------	----	----------	-----------	--

Paul MORGAN
16.45

No 79 excluded - car underweight
Weather/Track: Cloudy/Dry

[Signature]
Mallory Park
Circuit Length = 1.3500 miles.
Start: 15:03

Autoscribe 750 Formula Provisional Results Race 6

POS	NO	CL	NAME	NAT	ENTRY	TIME	LAPS	GAP	MPH	BEST
1	0		Mick HARRIS		Darvi 877	10:49.989	12		89.72	53.105
2	3		Bob SIMPSON		SS Reliant	11:01.288	12	11.299	88.19	53.534
3	1		Antony RAINE		Centaur Mk16	11:06.808	12	16.819	87.46	54.296
4	4		Peter BOVE		Darvi 88/P	11:09.443	12	19.454	87.11	54.207
5	16	B	Paul MORRIS		Darvi 92J	11:09.746	12	19.757	87.07	53.888
6	22	B	Alan COLLARD		Hague 80	11:10.392	12	20.403	86.99	54.607
7	29		Chris GOUGH		CGR1	11:14.459	12	24.470	86.46	54.484
8	43		Dick HARVEY		Darvi - 91D	11:16.071	12	26.082	86.26	54.451
9	50		Rodney HILL		Mystic T4/21	11:33.883	12	43.894	84.04	56.042
10	55	B	Roger ROWE		Centaur Mk20	11:44.432	12	54.443	82.79	57.153
11	33	B	Lee BURNHAM		Centaur Mk20	11:47.450	12	57.461	82.43	57.375
12	11	B	Andrew LAKE		Darvi Mk5B	11:59.983	12	1:09.994	81.00	57.544
13	27	B	Sue BUXTON		Darvi Mk5/97	10:58.990	11	1 LAP	81.12	57.660

NOT CLASSIFIED

42	B	Martin KEMP		Darvi Mk6	9:37.827	10	D.N.F.	84.10	55.574
77		Nige COWLEY		Cowley MKIV		0	D.N.F.	N/A	

FASTEST LAP

0		Mick HARRIS		Darvi 877	53.105	4	91.51mph	147.28kph
16	B	Paul MORRIS		Darvi 92J	53.888	5	90.18mph	145.14kph

Weather/Track: Cloudy/Dry

MST sports timing

Mallory Park
Circuit Length = 1.3500 miles.
Start: 15:26

Clerk of Course:

[Signature]

Stewards:

Timekeeper:

[Signature]

www.mstworld.com

30.9.01

Issued - 15:41 Sunday, 30 September 2001

KELSport/Club Lotus Roadsports

Provisional Results Race 7

POS	NO	CL	NAME	NAT	ENTRY	TIME	LAPS	GAP	MPH	BEST
1	29	C	Keith AHLERS		Morgan +8	10:37.347	12		91.50	52.025
2	11	C	Mal DAVISON		Porsche 993	10:43.438	12	6.091	90.63	52.318
3	3	C	Pat THOMAS		Lotus Exige	10:58.046	12	20.699	88.62	53.437
4	61	C	Stuart JEFCOATE		Porsche 911 Carrera	11:06.745	12	29.398	87.47	53.732
5	25	C	Doug ELLWOOD		TVR Griffith	11:28.630	12	51.283	84.69	55.096
6	8	C	Cliff FINN		Ginetta G4	11:42.292	12	1:04.945	83.04	53.784
7	77	C	Robbie WATTS		Renault Spider	10:46.333	11	1 LAP	82.71	55.678
8	99	C	Alex LIVESLEY		Jensen Healey	10:49.448	11	1 LAP	82.31	57.567
9	33	A	Rob MOODY		Turner MkII	10:57.252	11	1 LAP	81.33	58.201
10	32	A	Howard JONES		Ginetta G4	10:57.436	11	1 LAP	81.31	57.818
11	22	A	Steve JAY		Clan Crusader	11:19.166	11	1 LAP	78.71	59.990
12	46	C	Mark DONALD		Lotus Exige	11:21.540	11	1 LAP	78.44	59.208

NOT CLASSIFIED

23	B	Stephen OLIVER		Lotus Elise	8:32.945	9	D.N.F.	85.27	54.015
52	C	Clive BAILEY		Porsche 911	6:41.698	7	D.N.F.	84.69	54.531

FASTEST LAP

29	C	Keith AHLERS		Morgan +8	52.025	6	93.41mph	150.33kph
23	B	Stephen OLIVER		Lotus Elise	54.015	9	89.97mph	144.80kph
32	A	Howard JONES		Ginetta G4	57.818	7	84.05mph	135.27kph

Weather/Track: Bright/Dry

MST sports timing

Mallory Park
Circuit Length = 1.3500 miles.
Start: 15:44

Clerk of Course:

Stewards:

Timekeeper:

grg.com Kit Cars - Class A Provisional Results Race 8

POS	NO	CL	NAME	NAT	ENTRY	TIME	LAPS	GAP	MPH	BEST
1	77	A	Mark OWEN		Sylva Striker Mk3	7:56.784	9		91.74	51.428
2	75	A	Matthew LEWIS		Eldon Roadster	7:57.859	9	1.075	91.53	51.483
3	60	A	Andy STERLING		Dax Rush	8:01.786	9	5.002	90.78	51.650
4	55	A	Andrew WARD		Sylva Striker	8:01.886	9	5.102	90.76	52.177
5	82	A	Dan COMPTON		Sylva Mk2	8:13.911	9	17.127	88.55	53.003
6	84	A	Christopher BROWN		Westfield SE	8:14.220	9	17.436	88.50	53.668
7	32	A	Peter ROBINSON		Sylva Striker	8:18.114	9	21.330	87.81	54.249
8	26	A	Peter ROWNEY		Westfield SEi	8:25.025	9	28.241	86.61	54.486
9	89	A	Mark MATTHEWS		Marlin Sportster	8:25.186	9	28.402	86.58	54.706
10	35	A	Trevor ATKINSON		Dutton Phaeton	8:26.161	9	29.377	86.41	54.888
11	21	A	Clive TURNER		Autotune Gemini	8:35.555	9	38.771	84.84	55.771
12	69	A	Nick CRADDOCK		Sylva Phoenix	8:44.574	9	47.790	83.38	56.090
13	43	A	Warren DOWSE		Sylva Phoenix	8:44.776	9	47.992	83.35	55.932
14	78	A	Ken LEWINS		Dutton Leggera	8:52.324	9	55.540	82.16	57.190
15	57	A	Ken MARSH		Sylva Phoenix	7:58.441	8	1 LAP	81.26	57.811
16	30	A	Patrick McDERMOTT		Westfield SE	8:03.709	8	1 LAP	80.37	57.982
17	40	A	Mark ALLCOCK		Dutton Melos	8:26.997	8	1 LAP	76.68	1:00.787
18	47	A	Graeme MANTON		Sylva Striker	8:33.597	8	1 LAP	75.70	1:02.149

NOT CLASSIFIED

37	A	David ROBINSON	Sylva Striker	6:10.852	7	D.N.F.	91.73	51.460
88	A	Bryan HEALEY	Sylva Striker	3:49.868	4	D.N.F.	84.57	54.835

FASTEST LAP

77	A	Mark OWEN	Sylva Striker Mk3	51.428	2	94.50mph	152.08kph
----	---	-----------	-------------------	--------	---	----------	-----------

Non-starters: 66 & 68. did not restart: 42, 51 & 71.
Weather/Track: Bright/Dry

MST sports timing

Mallory Park
Circuit Length = 1.3500 miles.
Start: 16:08

Clerk of Course:

JG 17-30

Stewards:

Timekeeper:

[Signature]

1755

Demon Tweaks/Yokohama/CCC Stock Hatch Provisional Results Race 9 - B Race

POS	NO	CL	NAME	NAT	ENTRY	TIME	LAPS	GAP	MPH	BEST
1	4		Andy ELLIOTT		Ford Fiesta XR2i	12:05.982	12		80.33	58.995
2	20		Don HUGHES		Volkswagen Golf GTi	12:11.495	12	5.513	79.72	59.111
3	40		John WAPLES		Ford Fiesta XR2i	12:16.824	12	10.842	79.15	59.299
4	81		Matthew PERKS		Ford Fiesta XR2	12:18.096	12	12.114	79.01	59.560
5	83		Ian KAY		Ford Fiesta XR2	12:19.693	12	13.711	78.84	59.727
6	101		Richard KINGSNORTH		Peugeot 205 GTi	12:19.896	12	13.914	78.82	59.962
7	93		Simon HARRADINE		Ford Fiesta XR2	12:23.184	12	17.202	78.47	59.919
8	55		Tony HEADLAND		Ford Fiesta XR2	12:24.618	12	18.636	78.32	59.960
9	78		Charles COZENS		Peugeot 1.4 XSi	12:26.255	12	20.273	78.15	59.941
10	71		Darren CLAYTON		Ford Fiesta XR2	12:27.820	12	21.838	77.98	1:00.602
11	51		Derek ROZIER		Ford Fiesta XR2	12:28.368	12	22.386	77.93	1:00.464
12	88		Ian OAKES		Vauxhall Nova GTE	12:29.257	12	23.275	77.83	1:00.012
13	57		Richard HERBERT		Ford Fiesta XR2	12:34.690	12	28.708	77.27	1:01.258
14	35		Andrew THORPE		Ford Fiesta XR2	12:35.002	12	29.020	77.24	1:00.918
15	99		Jonathan HOPPER		Peugeot 205 GTi	12:39.490	12	33.508	76.78	1:01.339
16	89		Nick JOYCE		Ford Fiesta XR2	12:39.838	12	33.856	76.75	1:00.515
17	39		Ben HALL		Ford Fiesta XR2	12:40.127	12	34.145	76.72	1:00.273
18	77		Wayne BAILEY		Peugeot 205 GTi	12:46.026	12	40.044	76.13	1:01.503
19	102		Peter SKINNER		Ford Fiesta XR2	12:50.162	12	44.180	75.72	1:02.193
20	85		Andrew BOWDEN		Vauxhall Nova GSi	13:04.437	12	58.455	74.34	1:00.409
21	27		Richard WARNER		Ford Fiesta XR2	13:05.517	12	59.535	74.24	1:02.493
22	64		Peter HANDS		Ford Fiesta XR2	12:11.844	11	1 LAP	73.04	1:03.369
23	54		Michael WRIGHT		Ford Fiesta XR2	12:12.585	11	1 LAP	72.97	1:03.424
NOT CLASSIFIED										
96			Gareth WRIGHT		Ford Fiesta XR2	11:08.371	11	D.N.F.	79.98	59.105
67			Mark ALDEN		Ford Fiesta XR2	8:21.717	8	D.N.F.	77.49	1:00.477
94			David LEVERTON		Ford Fiesta XR2		0	D.N.F.	N/A	
52			Colin THORPE		Ford Fiesta XR2		0	D.N.F.	N/A	
FASTEST LAP										
4			Andy ELLIOTT		Ford Fiesta XR2i	58.995	9	82.38mph	132.57kph	

17:52 hrs
30.9.01

Mallory Park
Circuit Length = 1.3500 miles.
Start: 16:41

No 58 excluded - car underweight
Weather/Track: Cloudy/Dry

MST sports timing

Goldarts 7s

Provisional Results Race 10

POS	NO	CL	NAME	NAT	ENTRY	TIME	LAPS	GAP	MPH	BEST
1	49	A	Ian WALE		Caterham Super 7	10:22.424	12		93.69	50.441
2	88	A	Richard INCE		Caterham Superlight	10:22.544	12	0.120	93.68	50.791
3	62	C	Matt SHIRES		Caterham 7 Superspo	11:02.913	12	40.489	87.97	54.191
4	9	C	David LITCHFIELD		Caterham 7	11:03.098	12	40.674	87.95	54.165
5	42	C	John BENFIELD		Caterham 7	11:03.369	12	40.945	87.91	53.962
6	32	B	Terry CLARK		Caterham 7	11:04.978	12	42.554	87.70	54.248
7	98	B	Tim LAMB		Caterham 7	11:05.058	12	42.634	87.69	54.162
8	41	C	Ken PENDLEBURY		Caterham 7	11:18.390	12	55.966	85.96	55.264
9	48	B	Gerald SIMPSON		Caterham Supersprint	11:18.599	12	56.175	85.94	55.416
10	68	C	Richard WEBB		Caterham 7	11:18.701	12	56.277	85.92	55.089
11	40	C	Mark GEACH		Caterham 7	10:32.634	11	1 LAP	84.50	55.324

FASTEST LAP

49	A	Ian WALE	Caterham Super 7	50.441	4	96.35mph	155.06kph
42	C	John BENFIELD	Caterham 7	53.962	7	90.06mph	144.94kph
98	B	Tim LAMB	Caterham 7	54.162	8	89.73mph	144.40kph

Non-starter: 5
Weather/Track: Cloudy/Dry

MST sports timing

Mallory Park
Circuit Length = 1.3500 miles.
Start: 17:01

Clerk of Course: 17.32 MFS

Stewards:

Timekeeper:

816

Goldarts 7s Provisional Results Race 10 - AMENDED

POS	NO	CL	NAME	NAT	ENTRY	TIME	LAPS	GAP	MPH	BEST
1	88	A	Richard INCE		Caterham Superlight	10:22.544	12		93.68	50.791
2	62	C	Matt SHIRES		Caterham 7 Superspo	11:02.913	12	40.369	87.97	54.191
3	9	C	David LITCHFIELD		Caterham 7	11:03.098	12	40.554	87.95	54.165
4	42	C	John BENFIELD		Caterham 7	11:03.369	12	40.825	87.91	53.962
5	32	B	Terry CLARK		Caterham 7	11:04.978	12	42.434	87.70	54.248
6	98	B	Tim LAMB		Caterham 7	11:05.058	12	42.514	87.69	54.162
7	41	C	Ken PENDLEBURY		Caterham 7	11:18.390	12	55.846	85.96	55.264
8	48	B	Gerald SIMPSON		Caterham Supersprint	11:18.599	12	56.055	85.94	55.416
9	68	C	Richard WEBB		Caterham 7	11:18.701	12	56.157	85.92	55.089
10	40	C	Mark GEACH		Caterham 7	10:32.634	11	1 LAP	84.50	55.324

FASTEST LAP

88	A	Richard INCE	Caterham Superlight	50.791	4	95.68mph	153.99kph
42	C	John BENFIELD	Caterham 7	53.962	7	90.06mph	144.94kph
98	B	Tim LAMB	Caterham 7	54.162	8	89.73mph	144.40kph

No 49 excluded - technical infringement.
Weather/Track: Cloudy/Dry

Non-starter: 5

MST sports timing

Mallory Park
Circuit Length = 1.3500 miles.
Start: 17:01

Clerk of Course

Stewards:

Timekeeper:

1742

grg.com Kit Cars - Class B/C Provisional Results Race 11

POS	NO	CL	NAME	NAT	ENTRY	TIME	LAPS	GAP	MPH	BEST
1	4	B	Jonathan WHITE		Sylva Striker	10:34.091	12		91.97	51.468
2	53	C	Andrew HILEY		Locost	10:35.274	12	1.183	91.80	51.546
3	15	C	Simon CHILDS		Sylva Phoenix	10:40.569	12	6.478	91.04	51.467
4	11	C	Andrew OWEN		Sylva Phoenix	10:45.535	12	11.444	90.34	52.418
5	41	C	Steve OWEN		Sylva Clubman	11:02.475	12	28.384	88.03	53.757
6	45	C	Brian DEAN		Sylva Striker Mk2	11:02.642	12	28.551	88.01	53.709
7	25	C	Jonathan BARNETT		Sylva Phoenix	11:07.735	12	33.644	87.34	53.935
8	5	C	Nigel BROWN		Leader 400	11:08.082	12	33.991	87.29	53.905
9	72	C	Lesley HUDSON		Sylva Phoenix	11:08.392	12	34.301	87.25	53.839
10	20	C	Robert PUTNAM		Procomp LA Gold	11:22.863	12	48.772	85.40	55.446
11	73	B	David SMITH		Sylva Phoenix	10:42.002	11	1 LAP	83.27	56.777

NOT CLASSIFIED

7	C	Jonathan EDWARDS	Westfield SE	7:13.539	8	D.N.F.	89.68	52.104
19	C	Martin SMITH	Procomp LA Gold		0	D.N.F.	N/A	

FASTEST LAP

15	C	Simon CHILDS	Sylva Phoenix	51.467	12	94.42mph	151.96kph
4	B	Jonathan WHITE	Sylva Striker	51.468	4	94.42mph	151.96kph

Non-starters: 17, 31, 52 & 90 LAP RECORD CLASS B & C
Weather/Track: Cloudy/Dry

Mallory Park
Circuit Length = 1.3500 miles.
Start: 17:19

MST sports timing

Chief of Course: 	17:37 hrs	Stewards:	Timekeeper: 
	29.9.09		