

CHAMPIONSHIP CAR RACES



OFFICIAL PROGRAMME

PEMBREY

July 7/8

£2.00



This meeting is held under the General Regulations of the MSA (incorporating the provisions of the International Sporting Code of the FIA) and the Supplementary Regulations, Final Instructions and any written instructions which the Organisers issue for the race meeting. MSA Permit No: 6797.

APPROXIMATE TIMETABLE

Saturday Practice Sessions

| | Time |
|---|-------|
| 750 MC Formula Vee - session A | 9.00 |
| 750 MC Formula Vee - session B | 9.25 |
| Demon Tweeks/Yokohama/CCC Stock Hatch - session A | 9.50 |
| Demon Tweeks/Yokohama/CCC Stock Hatch - session B | 10.15 |
| Goldarts 7 Championship | 10.40 |
| 750 MC Formula 4 Championship | 11.05 |
| Autoscribe 750 Formula Championship | 11.30 |

Saturday Races

| | |
|--|-------|
| 1: 750 MC Formula Vee - Heat 1 | 11.55 |
| 2: Demon Tweeks/Yokohama/CCC Stock Hatch - Heat 1 | 12.20 |
| 3: Goldarts 7 Championship | 12.45 |
| 4: 750 MC Formula Vee - Final 1 | 2.00 |
| 5: Demon Tweeks/Yokohama/CCC Stock Hatch - Final 1 | 2.25 |
| 6: 750 MC Formula 4 Championship | 2.50 |
| 7: Autoscribe 750 Formula Championship | 3.15 |
| 8: Goldarts 7 Championship | 3.40 |
| 9: 750 MC Formula Vee - Heat 2 | 4.05 |
| 10: Demon Tweeks/Yokohama/CCC Stock Hatch - Heat 2 | 4.30 |

Sunday Practice Sessions

| | |
|---|-------|
| Demon Tweeks/Yokohama/CCC Hot Hatch | 9.00 |
| MAN Trucks Sports Racing & GT Challenge | 9.25 |
| Locost Championship - session A | 9.50 |
| Locost Championship - session B | 10.15 |
| Kelsport/Lotus Club Roadsports Championship | 10.40 |
| grg.com Kit Car Championship | 11.05 |

Sunday Races

| | |
|---|-------|
| 11: 750 MC Formula Vee - Final 2 | 11.30 |
| 12: Demon Tweeks/Yokohama/CCC Stock Hatch - Final 2 | 11.55 |
| 13: Autoscribe 750 Formula Championship | 12.20 |
| 14: Demon Tweeks/Yokohama/CCC Hot Hatch | 12.45 |
| 15: MAN Trucks Sports Racing & GT Challenge | 2.00 |
| 16: 750 MC Formula 4 Championship | 2.25 |
| 17: Locost Championship - Heat | 2.50 |
| 18: Kelsport/Lotus Club Roadsports Championship | 3.15 |
| 19: grg.com Kit Car Championship | 3.40 |
| 20: MAN Trucks Sports Racing & GT Challenge | 4.05 |
| 21: Demon Tweeks/Yokohama/CCC Hot Hatch | 4.30 |
| 22: Locost Championship - Final | 4.55 |

RACE MEETING OFFICIALS

MSA STEWARD

A.Thompson

CLERKS OF COURSE

R.Adaway V.Ayres

DEPUTY CLERKS

M.Wooten A.Elcomb

DRIVING STANDARDS

OBSERVERS

E.Minhinnick

CLUB STEWARDS

A.Jones L.Jones

TIMEKEEPERS

T.Stevens (Chief) A.Stevens

L.Turner Z.Turner

D.O'Brien

SCRUTINEERS

I.Brocklesby (Chief) D.Lovie

H.Fisher J.Atkinson

A.Billet J.Barlow

INCIDENT OFFICER

A.Bennett

CHIEF MARSHAL

P.Harding (750MC)

R.Clements (BARC)

CHIEF OBSERVER

P. Stenning

CHIEF MEDICAL OFFICER

Mr. Silvester

RACE RESCUE UNIT

750 Motor Club

COMMENTATOR

T.Coales

SECRETARY OF THE MEETING

Robin Knight

MARSHALS

750 Motor Club
BMRMC & friends

Races 1/4 & 9/11

10 Laps

750 MC Formula Vee Championship

| NO | DRIVER | CAR DETAILS | CCS | HOMETOWN | CLUB |
|----|---------------------|------------------|------|----------------|------|
| 1 | Jeremy Clark | Spyder GAC | 1300 | Edmonton | 750 |
| 2 | Trevor Welsh | Leastone 2001 | 1300 | Durham | 750 |
| 3 | Craig Davis | Sheane FV01 | 1300 | Bicester | 750 |
| 5 | Jon Randall | Kaimann | 1300 | Standon Massey | 750 |
| 6 | Guy Bellingham | Scarab Mk2 | 1300 | Aylesbury | 750 |
| 7 | Ian Jordan | Sheane 98 | 1300 | Tonbridge | 750 |
| 9 | Simon Readman | Spyder | 1300 | Allestree | 750 |
| 18 | Ivan Casey | Leastone JH003 | 1300 | Leixlip | 750 |
| 24 | Alan Robinson | Leastone AHS | 1300 | Alsager | 750 |
| 28 | Patrick Sherrington | Scarab Mk2 | 1300 | Bagshot | 750 |
| 29 | Stephen Kershaw | Leastone JH003 | 1300 | Swords | 750 |
| 34 | David Hall | SLS Group Sheane | 1300 | Naas | 750 |
| 37 | Paul Mitson | Sheane | 1300 | Cookham Dean | 750 |
| 39 | Lee Rouillier | Leastone | 1300 | Bicester | 750 |
| 43 | John Stapleton | Leastone JH002 | 1300 | Crayford | 750 |
| 45 | Bill Burnett | Sheane | 1300 | Fordcombe | 750 |
| 85 | Tony Dowson | Sheane | 1300 | Ealing | 750 |
| 87 | Mike Pascall | Sheane 2000 | 1300 | Maidenhead | 750 |

The drivers listed above will be in the 1st of the Vee practice sessions; those on the next page will be in the 2nd one. From the combined times, the slowest 26 go into Race 1 (Heat 1), the remainder into Race 4 (Final 1) and any spaces on the back of that grid will be filled by the top finishers in Race 1. For Heat 2 and Final 2, grid positions will be decided by the drivers fastest lap time in their race, the slowest 26 going into Race 9, the remainder into Race 11 with any spaces on the back of that grid being filled by the top finishers in Heat 2.

The 750 Motor Club Formula Vee championship is ideal for beginner and 'expert' alike, looking for competitive single seater racing on a low budget. It has been run by the 750 Motor Club since 1980 and is probably the cheapest way to go single seater racing in the UK. Engine, gearbox and much of the suspension and braking system is from the VW 1300 Beetle and this, along with a Dunlop 'control' tyre puts the emphasis on driver ability to win races.

Race 1/4 & 9/11**10 Laps****750 MC Formula Vee Championship**

| NO | DRIVER | CAR DETAILS | CCS | HOMETOWN | CLUB |
|-----------|-------------------|--------------------|------------|------------------|-------------|
| 19 | Andy Metcalf | Leystone JH001 | 1300 | Womersley | 750 |
| 20 | Derek Willetts | Falcon Mk2 | 1300 | Great Barr | 750 |
| 22 | Stephen Glasswell | Sheane 97 | 1300 | Bury St Edmunds | 750 |
| 23 | Brian McCleery | Sheane 91 | 1300 | Thame | 750 |
| 27 | Nik Baatz | Sheane GAC | 1300 | High Wycombe | 750 |
| 36 | Peter Kalpakiotis | Leystone AHS | 1300 | Morden | 750 |
| 47 | William Redman | Scarab | 1300 | Holywell Green | 750 |
| 49 | Ian Raby | Hawke DL | 1300 | Heathfield | 750 |
| 54 | Ian Fuller | Rossallini FV931 | 1300 | Rugby | 750 |
| 57 | Neil Chilleystone | Scarab Mk2 | 1300 | Wymondham | 750 |
| 59 | Bill Stenning | Spyder | 1300 | West End | 750 |
| 60 | Bob Higgins | Sheane | 1300 | Arundel | 750 |
| 65 | Michael Fenwick | Leystone JH002 | 1300 | Billingham | 750 |
| 70 | Nicholas Brown | Sheane 94 | 1300 | Orsett Heath | 750 |
| 82 | Robert Dagg | Scarab Mk2 | 1300 | Maidstone | 750 |
| 83 | Stephen Dusk | Sheane | 1300 | South Kensington | 750 |
| 86 | Richard Harris | Sheane FV87 | 1300 | Halstead | 750 |
| 91 | Ian Buxton | Leystone | 1300 | Leek | 750 |
| 94 | Aaron Atkins | Sheane | 1300 | Diss | 750 |
| 99 | John Parry | Scarab Mk2 | 1300 | Hawarden | 750 |

The 750 Motor Club Formula Vee championship is ideal for beginner and 'expert' alike, looking for competitive single seater racing on a low budget. It has been run by the 750 Motor Club since 1980 and is probably the cheapest way to go single seater racing in the UK. Engine, gearbox and much of the suspension and braking system is from the VW 1300 Beetle and this, along with a Dunlop 'control' tyre puts the emphasis on driver ability to win races.


Races 2/5 & 10/12

10 Laps

Demon Tweeks/Yokohama/CCC Stock Hatch Championship

| NO | DRIVER | CAR DETAILS | CCS | HOMETOWN | CLUB |
|----|----------------|------------------|------|------------------|------|
| 6 | Andy Burgess | Suzuki Swift GTi | 1300 | Crawley | 750 |
| 8 | Steve Gordon | Peugeot 106 XSi | 1600 | Southampton | 750 |
| 9 | Paul Sheehan | Peugeot 205 GTi | 1600 | Coundon | 750 |
| 10 | Glenn Stakes | Peugeot 106 | 1600 | Chafford Hundred | 750 |
| 11 | Sean Stanway | Fiesta XR2 | 1600 | Chelmsford | 750 |
| 13 | James Warner | Fiesta XR2 | 1600 | Hassocks | 750 |
| 15 | Darren Blumson | Peugeot 205 GTi | 1580 | Reigate | 750 |
| 18 | Roger Ebdon | Fiesta XR2 | 1600 | Romsey | 750 |
| 23 | Paul Tibbs | Fiesta XR2 | 1600 | Spalding | 750 |
| 24 | Tony Scarlett | Peugeot 106 SXi | 1587 | Scholes | 750 |
| 25 | Pete Morgan | Fiesta XR2 | 1600 | Wrexham | 750 |
| 30 | Carl Townend | Peugeot 205 GTi | 1580 | Ecclesfield | 750 |
| 33 | Daniel Neil | Peugeot 205 GTi | 1600 | Loughton | 750 |
| 44 | Martin Rogers | Fiesta XR2 | 1600 | Maidenhead | 750 |
| 47 | Dave Balding | Fiesta XR2 | 1600 | South Woodham | 750 |
| 63 | Patrick Grove | Peugeot 205 GTi | 1600 | Tewkesbury | 750 |
| 65 | Terry Roughton | Peugeot 205 GTi | 1580 | Wisbech | 750 |
| 76 | Simon Harvey | Peugeot 205 GTi | 1580 | New Haw | 750 |
| 91 | Steven Groom | Peugeot 205 GTi | 1600 | Walkern | 750 |
| 92 | Paul McMillan | Peugeot 205 GTi | 1600 | Wisbech | 750 |
| 97 | Andy Herring | Suzuki Swift GTi | 1298 | Wyndham | 750 |

The drivers listed above will be in the 1st of the Stock Hatch practice sessions; those on the next page will be in the 2nd one. From the combined times, the slowest 26 go into Race 2 (Heat 1), the remainder into Race 5 (Final 1) and any spaces on the back of that grid will be filled by the top finishers in Race 2. For Heat 2 and Final 2, grid positions will be decided by the drivers fastest lap time in their race, the slowest 26 going into Race 10, the remainder into Race 12 with any spaces on the back of that grid being filled by the top finishers in Heat 2.




Demon Tweeks, Yokohama tyres & Cars & Car Conversions magazine are the main sponsors for the Stock Hatch Championship, which in its 4th year continues to be one of the most popular saloon car championships in the UK. The use of standard engine & gearbox, a 'control' Yokohama A539 tyre and a weight penalty for leading cars ensures close racing at very affordable cost.

Races 2/5 & 10/12 10 Laps

Demon Tweeks/Yokohama/CCC Stock Hatch Championship

| No | DRIVER | CAR DETAILS | CCS | HOMETOWN | CLUB |
|----|-----------------|-------------------|------|--------------------|------|
| 14 | Mark Davies | Peugeot 205 GTi | 1600 | Mirfield | 750 |
| 20 | Jonathan Hopper | Peugeot 205 GTi | 1580 | Aylesbury | 750 |
| 28 | Kevin Hatch | Fiesta XR2 | 1600 | Salisbury | 750 |
| 29 | John Rice | Fiesta XR2 | 1600 | Keynsham | 750 |
| 32 | Daniel Adderley | Peugeot 205 GTi | 1598 | Witney | 750 |
| 40 | John Waples | Fiesta XR2i | 1600 | Crawley | 750 |
| 42 | Chris Ayres | Fiesta XR2 | 1600 | Tewkesbury | 750 |
| 45 | Francis Wood | Peugeot 205 GTi | 1600 | Harrietsham | 750 |
| 46 | Angus Lock | Peugeot 205 GTi | 1580 | Middle Barton | 750 |
| 54 | Michael Wright | Fiesta XR2 | 1600 | Winslow | 750 |
| 57 | Richard Herbert | Fiesta XR2 | 1600 | Leighton Buzzard | 750 |
| 66 | David Rowe | Rover Metro GTi | 1400 | Surbiton | 750 |
| 72 | Clifford Pellin | Fiesta XR2 | 1600 | Canvey Island | 750 |
| 77 | Wayne Bailey | Peugeot 205 GTi | 1600 | Iver | 750 |
| 78 | Charles Cozens | Peugeot 1.4 XSi | 1360 | Chippenham | 750 |
| 79 | Gary Parkes | Fiesta XR2 | 1597 | Lincoln | 750 |
| 80 | Mark Hammersley | Fiesta XR2 | 1600 | Stafford | 750 |
| 82 | Alan Thorndyke | Peugeot 205 GTi | 1600 | Stanford -le- Hope | 750 |
| 84 | Marcus Gibson | Fiesta XR2 | 1600 | Redditch | 750 |
| 85 | Andrew Bowden | Vauxhall Nova GSi | 1600 | Slough | 750 |
| 90 | Paul Wilson | Fiesta XR2 | 1598 | Nailsea | 750 |
| 95 | Andrew Dunlop | Fiesta XR2 | 1597 | Gorton | 750 |
| 96 | Gareth Wright | Fiesta XR2 | 1600 | Wisbech | 750 |



Demon Tweeks, Yokohama tyres & Cars & Car Conversions magazine are the main sponsors for the Stock Hatch Championship, which in its 4th year continues to be one of the most popular saloon car championships in the UK. The use of standard engine & gearbox, a 'control' Yokohama A539 tyre and a weight penalty for leading cars ensures close racing at very affordable cost.

Races 3 & 8

12 Laps

Goldarts 7 Championship

| No | CLS | DRIVER | CAR DETAILS | CCS | HOMETOWN | CLUB |
|----|-----|----------------|------------------------|------|----------------|------|
| 5 | A | Keith Dunn | Caterham Superlight | 1800 | Droitwich | 750 |
| 18 | A | John Dunham | Caterham 7 | 2000 | Basingstoke | 750 |
| 25 | A | Peter Lawrence | Caterham Superlight | 1800 | Thame | 750 |
| 28 | A | Steve Kelsey | Caterham 7 | 1800 | Stourbridge | 750 |
| 29 | C | Ken Baird | Caterham 7 | 1400 | Elstree | 750 |
| 42 | C | John Benfield | Caterham 7 | 1400 | Houghton Regis | 750 |
| 48 | B | Gerald Simpson | Caterham Supersprint | 1700 | Churton | 750 |
| 62 | C | Matt Shires | Caterham 7 Supersports | 1400 | Redhill | 750 |
| 63 | A | Andy Toone | Caterham 7 | 2000 | West Bridgford | 750 |
| 68 | C | Richard Webb | Caterham 7 | 1400 | Fairford | 750 |
| 77 | C | Ian Brown | Caterham Super 7 | 1400 | Stevenage | 750 |
| 84 | A | Simon Lanyon | Caterham Super 7 | 1800 | London | 750 |
| 87 | A | Mark Lanyon | Caterham Super 7 | 1700 | London | 750 |
| 88 | A | Richard Ince | Caterham Superlight | 1800 | Stowmarket | 750 |
| 97 | A | John Pragnell | Caterham 7 | 1600 | Brackley | 750 |
| 98 | B | Tim Lamb | Caterham 7 | 1600 | Clevedon | 750 |

GOLD

ARTS

The 2001 GoldArts 7 Championship is for Caterham / Lotus 7 running in 4 classes. Class A is for 1700 Xflow, 2000cc Vauxhall and Ford Zetec, 1700 twincam & 1600 K series; B includes 1600cc twincam, 1800 Ford Zetec, 1800, 1600 K Series; 1400 K series are class C, whilst Class D is for former Scholarship/Graduate cars. All have to run on a choice of Yokohama tyres and a minimum weight of 600 kgs including the driver. The championship enjoys support from Goldarts Jewellers & Yokohama tyres.

Races 6 & 16

15 & 12 Laps

750 MC Formula 4 Championship

| NO | CLS | DRIVER | CAR DETAILS | CCS | HOMETOWN | CLUB |
|----|-----|-----------------|-----------------|------|--------------------|------|
| 3 | A | Erwin Smiech | Reynard SF86 | 1600 | Lincoln | 750 |
| 6 | D | John Moore | Forest MOT VD95 | 1800 | Sandhurst | 750 |
| 11 | A | Chris Kite | ERM | 1600 | Bracknell | 750 |
| 12 | A | John Woodward | Delta | 1600 | Stratton Audley | 750 |
| 16 | A | Damon Bland | Van Diemen RF86 | 1600 | Cheltenham | 750 |
| 17 | A | Ray Gardner | Van Diemen RF86 | 1600 | Sible Hedingham | 750 |
| 18 | D | John Griffiths | Swift SC97 | 1800 | Frampton Cotterell | 750 |
| 21 | A | Andy Schulz | Chevron B67 | 1600 | Milton Keynes | 750 |
| 22 | D | Kevin Gillespie | Van Diemen 97 | 1800 | Robertstown | 750 |
| 23 | D | Matthew Payne | Van Diemen | 1800 | Eastwood | 750 |
| 26 | D | Barry Pomfret | Van Diemen RF98 | 1800 | Bletchley | 750 |
| 29 | A | Andrew Leviston | Van Diemen RF82 | 1600 | Ipswich | 750 |
| 38 | D | Steve Taylor | Van Diemen RF96 | 1800 | Swavesey | 750 |
| 40 | A | David Longstaff | Ray 89F | 1600 | Misterton | 750 |
| 42 | D | David Fricker | Van Diemen RF97 | 1800 | Droylesden | 750 |
| 44 | A | Clive Yorath | Magnum | 1600 | Cheltenham | 750 |
| 69 | D | Ray Moore | Van Diemen RF93 | 1800 | Dublin | 750 |
| 91 | A | David Healey | Delta T92 | 1600 | Norton | 750 |

The 750 Motor Club Formula 4 Championship provides the technical sophistication of slicks and wings in an affordable single seater championship. Class A allows any design of chassis and caters for the designer/constructor as well as for cars converted from F3, FFord, FF2000 and Formula Renault; all must use the 1600 CVH Ford engine. Class B is for FF2000 cars built prior to October 1983, class C for pre Dec '80, running to the former FF2000 regulations and Class D, sponsored by **microshop**, sees pre 1999 Formula Ford Zetec cars.

Races 7 & 13**Autoscribe****10 Laps****750 Formula Championship 2001**

| | CLS | DRIVER | CAR DETAILS | CCS | HOMETOWN | CLUB |
|----|------------|--------------------|--------------------|------------|-------------------|-------------|
| 0 | | Mick Harris | Darvi 877 | 850 | High Wycombe | 750 |
| 1 | | Antony Raine | Centaur Mk16 | 850 | Verwood | 750 |
| 2 | | Pete Knipe | DNC F750 | 850 | Bracknell | 750 |
| 3 | | Bob Simpson | SS Reliant | 850 | West Drayton | 750 |
| 9 | B | Adrian Daniels | Kaz 96 | 850 | Reading | 750 |
| 11 | B | Andrew Lake | Darvi Mk5B | 850 | Bedford | 750 |
| 16 | B | Paul Morris | Darvi 92J | 850 | Kaneshill | 750 |
| 27 | B | Sue Buxton | Darvi Mk5/97 | 850 | West Malling | 750 |
| 29 | | Chris Gough | CGR1 | 850 | Telford | 750 |
| 30 | | Peter Sleight | Darvi Mk5 | 850 | Worthing | 750 |
| 31 | B | Sean Graham | Marrow | 850 | Gosport | 750 |
| 36 | B | Julian Thomas | Le Tigre | 850 | Mossley | 750 |
| 41 | B | Charles Vacy - Ash | Arcos 9 | 850 | Balsall Common | 750 |
| 42 | B | Martin Kemp | Darvi Mk6 | 850 | Aldershot | 750 |
| 43 | | Dick Harvey | Darvi - 91D | 850 | Totteridge | 750 |
| 50 | | Rodney Hill | Mystic T4/21 | 850 | Ashby De La Zouch | 750 |
| 55 | B | Roger Rowe | Centaur Mk20 | 850 | Kidderminster | 750 |
| 57 | B | Dave Hargrave | Centaur Mk15 | 850 | Sheffield | 750 |
| 72 | B | Michael King | Kaptech | 850 | Chelmsford | 750 |
| 77 | | Nige Cowley | Cowley MkIV | 850 | Doncaster | 750 |



750 Formula is for lightweight two-seater sports racing cars and was originally introduced by the 750 MC in 1949, as its first racing formula. The regulations provide ample scope for the budding amateur to design and build his own car, and to develop his skills in chassis / suspension design and engine tuning within carefully controlled limits; alternatively there are often suitable cars available for sale from within the formula.

Races 14 & 21

12 Laps

Demon Tweeks/Yokohama/CCC Hot Hatch Championship

| NO | CLS | DRIVER | CAR DETAILS | CCS | HOMETOWN | CLUB |
|----|-----|--------------------|--------------------|------|-----------------|------|
| 6 | A | Mark Cunningham | Citroen AX GT | 1400 | Southwater | 750 |
| 14 | B | Martyn Culley | Fiesta XR2 | 1600 | Andover | 750 |
| 15 | C | Darren Blumson | Vauxhall Astra GTE | 2000 | Reigate | 750 |
| 22 | B | Andy Fells | Fiesta XR2 | 1600 | Basildon | 750 |
| 23 | B | Stephen Wood | Peugeot 205 GTi | 1599 | Crediton | 750 |
| 31 | B | Lewis Williams | Fiesta XR2 | 1600 | Guildford | 750 |
| 32 | B | Adrian Lowes | Escort XR3 | 1600 | Horsham | 750 |
| 33 | B | Richard Kingsnorth | Peugeot 205 GTi | 1600 | Colchester | 750 |
| 41 | B | Barrie Culley | Fiesta XR2 | 1600 | Basingstoke | 750 |
| 43 | B | Martin Rutherford | Fiesta XR2 | 1600 | Harrow | 750 |
| 44 | A | Marc Gliddon | Rover Metro GTi | 1400 | Brockham | 750 |
| 50 | B | John Hammersley | Peugeot 205 GTi | 1600 | Stone | 750 |
| 51 | B | Simon Hill | Peugeot 205 GTi | 1600 | Stone | 750 |
| 55 | C | Steve Horner | Fiesta RS 1800 | 1800 | Buckingham | 750 |
| 60 | A | Lee Reynolds | Citroen AX GTi | 1360 | Church Stretton | 750 |
| 69 | A | Steve Orchard | Rover MG Metro | 1330 | Midsomer Norton | 750 |
| 77 | B | Steve Powlesland | Peugeot 205 GTi | 1580 | Eastleigh | 750 |
| 81 | C | Jay Frost | Renault Clio | 1780 | Canvey Island | 750 |
| 82 | B | Guy Foulger | Citroen Saxo VTR | 1600 | Sapcote | 750 |
| 84 | A | Mark Bush | Rover Metro GTi | 1400 | Milton Keynes | 750 |
| 88 | A | Steve Polley | Toyota Starlet | 1290 | Heathfield | 750 |



Demon Tweeks, Yokohama tyres and Cars & Car Conversions Magazine are the main sponsors for this year's Hot Hatch Championship which attracts a wide range of popular hatchback cars of up to 2000cc. Cars are allowed engine and suspension modifications, standard pattern brakes and all must use the Yokohama A032R 'control' tyre. This together with a weight penalty for leading cars ensures close racing without excessive budgets.

Races 15 & 20

10 Laps

MAN Trucks Sports Racing & GT Challenge

| NO | DRIVER | CAR DETAILS | CCS | HOMETOWN | CLUB |
|----|----------------------|-----------------------|------|--------------------|---------|
| 1 | A Cheng Lim | Ram Cobra | 6600 | Singapore | SR & GT |
| 2 | A Mark Jordan | Ram Cobra | 6400 | Elstree | SR>C |
| 3 | C Ken Culverwell | Westfield 11 | 1340 | Burntwood | SR & GT |
| 4 | B Tim Burnett | Jaguar C Type Replica | 3800 | Burgess Hill | SR & GT |
| 7 | A Graham Paddick | Lotus 23b Replica | 2000 | Henley -on- Thames | SR & GT |
| 9 | B Richard Abels | Jaguar E Type | 4235 | Oakham | SR & GT |
| 9 | B John Arnold | Jaguar D Type | 4200 | Kirkby Mallory | JEC |
| 10 | A Tony Clinkard | Ram Cobra | 5700 | Harwell | SR & GT |
| 11 | A Trevor Taylor | GTD 40 | 7000 | Plymouth | SR & GT |
| 12 | A Alex Taylor | Noble 23 | 2000 | Maidenhead | SR & GT |
| 15 | B Justin Fleming | Jaguar D Type Replica | 4200 | East Chiltonington | SR & GT |
| 17 | A Mike Walker | Porsche 911 | 3500 | East Harptree | SR & GT |
| 17 | A Michael Shoobridge | DWR Cobra Replica | 6900 | London | SR & GT |
| 20 | C Alan Wilkinson | Westfield 11 | 1310 | St Albans | SR & GT |
| 22 | A Phillip Hammond | Dax Cobra | 7000 | Malvern | SR & GT |
| 57 | A Nick Taylor | Gardner Douglas Cobra | 5700 | Nottingham | SRGT |
| 71 | B Henry Lawson | Ram D Type | 4235 | Henfield | SR & GT |

The MAN TRUCKS Sports Racing & GT Challenge is open to original and replica cars such as AC Cobra, Ford GT40, Jaguar C & D types, Lots, Marcos, Porsche etc. Engine tuning is virtually free with the exception of forced induction (turbocharging, supercharging), all cars have to run on selected Yokohama road-legal tyres and there are minimum weights in all classes.

Races 17/22

12 Laps

750 Motor Club Locost Championship

| NO | DRIVER | CAR DETAILS | CCS | HOMETOWN | CLUB |
|----|--------------------|-------------|------|------------------|------|
| 7 | Adam Wilkinson | Locost | 1300 | Royston | 750 |
| 8 | Darren Banks | Locost | 1300 | Honiton | 750 |
| 9 | Malcolm Mitton | Locost | 1300 | Little Staughton | 750 |
| 10 | Bill Rouillier | Locost | 1300 | Poole | 750 |
| 12 | Andrew Crapnell | Locost | 1300 | Bradford On Avon | 750 |
| 13 | Chris James | Locost | 1300 | Sonning Common | 750 |
| 15 | Richard Cartledge | Locost | 1300 | Bolton | 750 |
| 18 | Philip O' Halloran | Locost | 1300 | Hersham | 750 |
| 20 | Tony Cherrington | Locost | 1300 | Melksham | 750 |
| 21 | Mark Benton | Locost | 1300 | Farnham Royal | 750 |
| 22 | Ivan Thomas | Locost | 1300 | Morley | 750 |
| 23 | Janet Sherry | Locost | 1300 | Twickenham | 750 |
| 25 | Dominic O' Donnell | Locost | 1300 | Wirral | 750 |
| 26 | Danny Cassar | Locost | 1300 | East Ham | 750 |
| 27 | Alex Hughes | Locost | 1300 | Hindhead | 750 |
| 28 | Alex Eacock | Locost | 1300 | Redditch | 750 |
| 29 | John Suckling | Locost | 1300 | Nr Keighley | 750 |
| 33 | Glenn Boyer | Locost | 1300 | Westonzoyland | 750 |
| 34 | Ian Gibson | Locost | 1300 | Braintree | 750 |
| 35 | Royce Grey | Locost | 1300 | Alresford | 750 |
| 36 | Darryl Beckwith | Locost | 1300 | Saunderton | 750 |
| 39 | Colin Beckwith | Locost | 1300 | High Wycombe | 750 |
| 40 | William Rouillier | Locost | 1300 | Blandford Forum | 750 |
| 41 | Brett Townsend | Locost | 1300 | Leamington Spa | 750 |
| 44 | William Mitcham | Locost | 1300 | Bury St Edmunds | 750 |
| 48 | Ian McLaughlin | Locost | 1300 | Worksop | 750 |
| 51 | Helen Saunders | Locost | 1300 | Landrake | 750 |
| 53 | Mike Saunders | Locost | 1300 | Landrake | 750 |
| 66 | Keith O' Brien | Locost | 1300 | Welwyn | 750 |
| 72 | James Grantham | Locost | 1300 | Hopton | 750 |
| 87 | Alan Yearley | Locost | 1300 | Bow | 750 |
| 96 | Tim Gray | Locost | 1300 | Trowell | 750 |

If there have been any cancellations after going to print which result in 31 or less drivers attending, there will only be one practice session; whether there is a Heat and a Final as planned will depend upon the number of qualified drivers after practice.



The 750 Motor Club Locost Championship was started in 1999 and is being promoted by the 750 Motor Club to encourage newcomers to construct and race a car built to a standard specification, very much in line with the 'ethos' of the Club. The 'Locost' was originally designed by Ron Champion, a teacher at Oundle School in Peterborough, as a project for his technology pupils. Such was the success that over 50 have been constructed within the school, a very popular book has been published and it is yet another of the 750 Motor Club's formulae aimed squarely at getting people involved in Motorsport. The Championship is sponsored in 2001 by Locost Limited.

Race 18

15 Laps

Roadsports Championship

| NO | CLS | DRIVER | CAR DETAILS | CCS | HOMETOWN | CLUB |
|----|-----|----------------|----------------|-------|--------------------|------|
| 6 | C | Martin Hope | Renault Spider | 2000 | Alton | 750 |
| 11 | C | Mal Davison | Porsche 993 | 3600T | Tamworth | 750 |
| 23 | B | Stephen Oliver | Lotus Elise | 1800 | Ely | 750 |
| 29 | C | Keith Ahlers | Morgan +8 | 4554 | Trinity | 750 |
| 32 | A | Howard Jones | Ginetta G4 | 1300 | Bedford | 750 |
| 33 | A | Rob Moody | Turner MkII | 1340 | Norwich | 750 |
| 77 | C | Robbie Watts | Renault Spider | 2000 | Westcliff On Sea | 750 |
| 99 | C | Alex Livesley | Jensen Healey | 2000 | St Leonards On Sea | 750 |



The Roadsports Championship, sponsored in 2001 by **KELsport** and **Club Lotus** is the most varied and competitive sports car category in the country, attracting cars from five decades, over ten different manufacturers and has in excess of 110 eligible models of sports cars currently listed. With carefully chosen class structures to ensure close competition for everyone, even cars from one-make series will find a place with more interesting competition. **KELsport** is the racing side of long-term Lotus dealers Kelvedon Motors of Spalding, Lincolnshire, run by Lotus 'guru' Pat Thomas who races an Exige in this year's championship.

Race 19**grg.com****12 Laps**

kitcar championship

| NO | CLS | DRIVER | CAR DETAILS | CCS | HOMETOWN | CLUB |
|----|-----|-----------------------|-------------------|------|--------------------|------|
| 2 | C | Clive Hudson | Sylva Phoenix | 1800 | Litchborough | 750 |
| 5 | C | Nigel Brown | Leader 400 | 1800 | Great Barr | 750 |
| 7 | C | Jonathan Edwards | Westfield SE | 1800 | Studley | 750 |
| 11 | C | Andrew Owen | Sylva Phoenix | 1800 | Welwyn Garden City | 750 |
| 13 | A | Paul - André Blundell | Westfield SE | 1690 | Sulis Meadows | 750 |
| 15 | C | Simon Childs | Sylva Phoenix | 1800 | Nether Heyford | 750 |
| 17 | C | Dave Devine | Sylva Phoenix | 1800 | Ashington | 750 |
| 25 | C | Jonathan Barnett | Sylva Phoenix | 1800 | Putney | 750 |
| 26 | A | Peter Rowney | Westfield SEi | 1660 | Stafford | 750 |
| 29 | C | John Sims | Westfield SE | 1800 | Hockley | 750 |
| 31 | C | Richard Daw | Procomp LA Gold | 1800 | Preston Bissett | 750 |
| 37 | A | David Robinson | Sylva Striker | 1998 | Rotherfield | 750 |
| 49 | C | Ian Creba | Vindicator Sprint | 1800 | Kings Norton | 750 |
| 51 | A | Tony Absalom | Sylva Striker | 1700 | Reading | 750 |
| 53 | C | Andrew Hiley | Locost | 1800 | Golcar | 750 |
| 60 | A | Andy Sterling | Dax Rush | 3600 | Brockenhurst | 750 |
| 69 | A | Nick Craddock | Sylva Phoenix | 1660 | Pewsey | 750 |
| 75 | A | Matthew Lewis | Eldon Roadster | 3528 | Woking | 750 |
| 77 | A | Mark Owen | Sylva Striker Mk3 | 1600 | Welwyn Garden City | 750 |
| 82 | A | Dan Compton | Sylva Mk2 | 1700 | London | 750 |
| 84 | A | Christopher Brown | Westfield SE | 1700 | London | 750 |
| 89 | A | Mark Matthews | Marlin Sportster | 3500 | Crediton | 750 |
| 90 | C | Tony Southgate | Sylva Phoenix | 1800 | Rothersthorpe | 750 |
| 99 | C | Edward Hasler | Westfield SEiW | 1800 | London | 750 |

The Kit Car Championship, sponsored by The Grass Roots Group PLC, is for road legal front-engined Kit Cars. The engine regulations allow considerable freedom whilst there are limitations on the design of rear suspension and transmission. There are three classes, A - up to 1660cc, B - 1661 to 3500cc and class C - 1800 Ford Zetec.

Autoscribe 750 Formula Championship

| | | | | | |
|-----|----|--------------|-----|----|-------------|
| 1st | 92 | Peter Bove | 4th | 51 | Nige Cowley |
| 2nd | 85 | Bob Simpson | 5th | 49 | Pete Knipe |
| 3rd | 59 | Antony Raine | 6th | 43 | Paul Morris |

750 Motor Club Formula 4 Championship

| | | | | | | | |
|-----|-----|---|---------------|-----|-----|---|----------------|
| 1st | 124 | A | Andy Schulz | 4th | 110 | A | Ray Gardner |
| 2nd | 118 | D | David Fricker | 5th | 108 | D | Ralph Crampton |
| 3rd | 111 | A | Erwin Smiech | 6th | 102 | D | Barry Pomfret |

750 Motor Club Formula Vee Championship

| | | | | | |
|-----|----|--------------|-----|----|----------------|
| 1st | 94 | Jeremy Clark | 4th | 71 | Craig Davis |
| 2nd | 91 | Trevor Welsh | 5th | 61 | Guy Bellingham |
| 3rd | 90 | David Hall | 6th | 61 | Martyn Donn |

grg.com Kit Car Championship

| | | | | | | | |
|-----|----|---|------------------|-----|----|---|------------------|
| 1st | 57 | C | Jonathan Edwards | 4th | 43 | A | Mark Owen |
| 2nd | 57 | A | Andy Sterling | 5th | 38 | B | Martin Smith |
| 3rd | 47 | C | Andrew Owen | 6th | 35 | C | Jonathan Barnett |

Kelsport/Lotus Club Roadsports Championship

| | | | | | | | |
|-----|----|---|---------------|-----|----|---|----------------|
| 1st | 93 | C | Keith Ahlers | 4th | 61 | A | Howard Jones |
| 2nd | 76 | B | Dean Lanzante | 5th | 54 | B | Stephen Oliver |
| 3rd | 62 | C | Mal Davison | 6th | 48 | A | Kevin Ginger |

Demon Tweeks/Yokohama/CCC Hot Hatch Championship

| | | | | | | | |
|-----|----|---|-----------------|-----|----|---|---------------|
| 1st | 73 | C | Jay Frost | 4th | 57 | B | Simon Hill |
| 2nd | 72 | B | Guy Foulger | 5th | 54 | A | Lee Reynolds |
| 3rd | 71 | A | Mark Cunningham | 6th | 46 | B | Martyn Culley |

Demon Tweeks/Yokohama/CCC Stock Hatch Championship

| | | | | | |
|-----|-----|--------------|-----|-----|---------------|
| 1st | 301 | Andy Burgess | 4th | 279 | Tony Scarlett |
| 2nd | 289 | Pete Morgan | 5th | 267 | Sean Stanway |
| 3rd | 279 | Steve Gordon | 6th | 244 | Paul Sheehan |

Goldarts 7 Championship


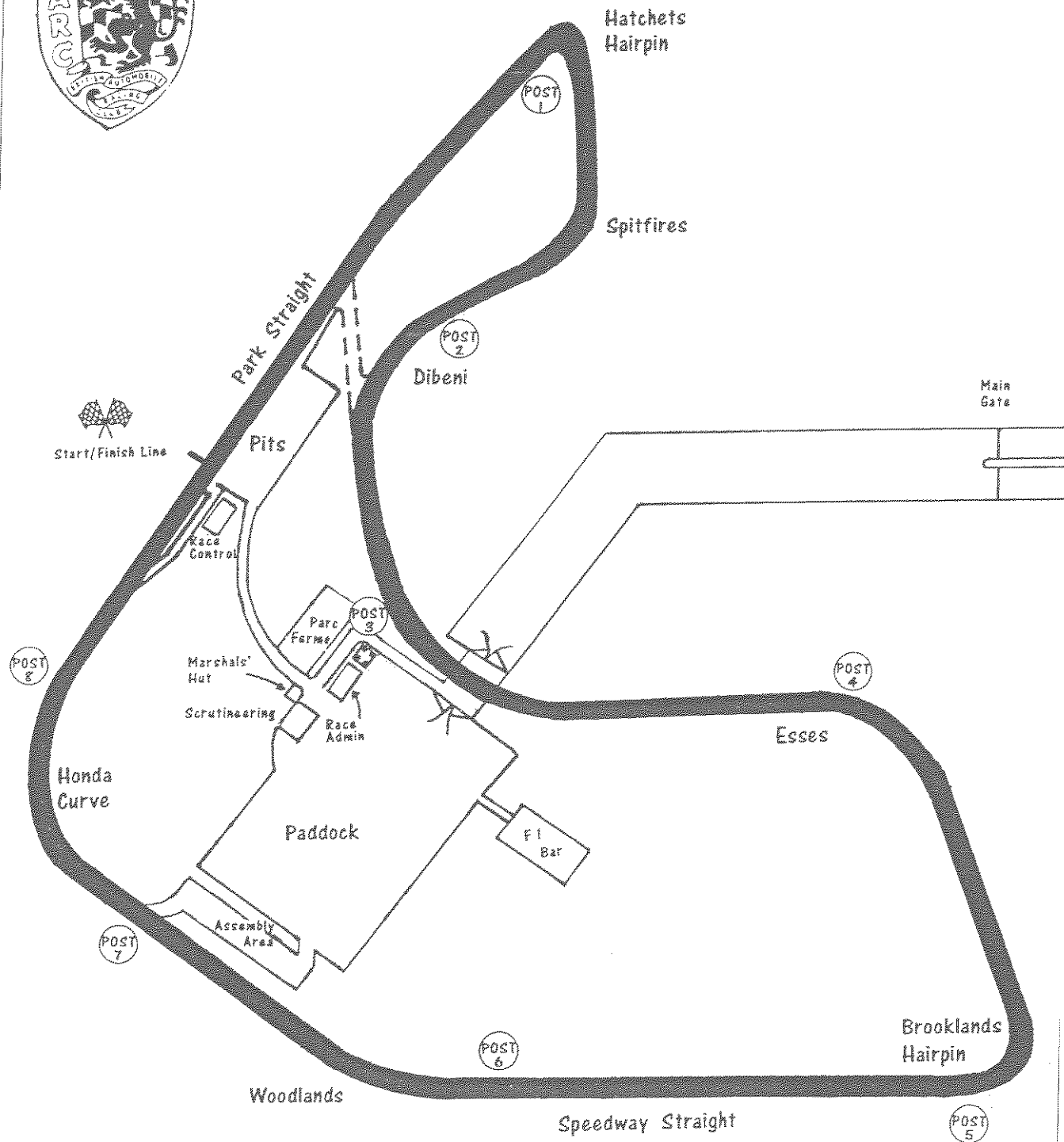

| | | | | | | | |
|-----|----|---|--------------|-----|----|---|----------------|
| 1st | 85 | C | Matt Shires | 4th | 45 | A | Steve Kelsey |
| 2nd | 65 | A | Neil Turner | 5th | 45 | B | Gerald Simpson |
| 3rd | 52 | A | Richard Ince | 6th | 44 | B | Tim Lamb |

750 Motor Club Locost Championship

| | | | | | |
|-----|----|-----------------|-----|----|----------------|
| 1st | 99 | Darren Banks | 4th | 53 | Brett Townsend |
| 2nd | 84 | Darryl Beckwith | 5th | 50 | Mike Saunders |
| 3rd | 77 | Malcolm Mitton | 6th | 45 | Royce Grey |

Pembrey Circuit Lap Speed Table

| Time in secs | Speed in mph | Time in secs | Speed in mph | Time in secs | Speed in mph | Time in secs | Speed in mph | Time in secs | Speed in mph | Time in secs | Speed in mph |
|--------------|--------------|--------------|--------------|--------------|--------------|--------------|--------------|--------------|--------------|--------------|--------------|
| 58.00 | 90.37 | 61.50 | 85.23 | 65.00 | 80.64 | 68.50 | 76.52 | 72.00 | 72.80 | 75.50 | 69.43 |
| 58.10 | 90.22 | 61.60 | 85.09 | 65.10 | 80.52 | 68.60 | 76.41 | 72.10 | 72.70 | 75.60 | 69.33 |
| 58.20 | 90.06 | 61.70 | 84.95 | 65.20 | 80.39 | 68.70 | 76.30 | 72.20 | 72.60 | 75.70 | 69.24 |
| 58.30 | 89.91 | 61.80 | 84.82 | 65.30 | 80.27 | 68.80 | 76.19 | 72.30 | 72.50 | 75.80 | 69.15 |
| 58.40 | 89.75 | 61.90 | 84.68 | 65.40 | 80.15 | 68.90 | 76.08 | 72.40 | 72.40 | 75.90 | 69.06 |
| 58.50 | 89.60 | 62.00 | 84.54 | 65.50 | 80.02 | 69.00 | 75.97 | 72.50 | 72.30 | 76.00 | 68.97 |
| 58.60 | 89.45 | 62.10 | 84.41 | 65.60 | 79.90 | 69.10 | 75.86 | 72.60 | 72.20 | 76.10 | 68.88 |
| 58.70 | 89.29 | 62.20 | 84.27 | 65.70 | 79.78 | 69.20 | 75.75 | 72.70 | 72.10 | 76.20 | 68.79 |
| 58.80 | 89.14 | 62.30 | 84.13 | 65.80 | 79.66 | 69.30 | 75.64 | 72.80 | 72.00 | 76.30 | 68.70 |
| 58.90 | 88.99 | 62.40 | 84.00 | 65.90 | 79.54 | 69.40 | 75.53 | 72.90 | 71.90 | 76.40 | 68.61 |
| 59.00 | 88.84 | 62.50 | 83.87 | 66.00 | 79.42 | 69.50 | 75.42 | 73.00 | 71.80 | 76.50 | 68.52 |
| 59.10 | 88.69 | 62.60 | 83.73 | 66.10 | 79.30 | 69.60 | 75.31 | 73.10 | 71.70 | 76.60 | 68.43 |
| 59.20 | 88.54 | 62.70 | 83.60 | 66.20 | 79.18 | 69.70 | 75.20 | 73.20 | 71.61 | 76.70 | 68.34 |
| 59.30 | 88.39 | 62.80 | 83.46 | 66.30 | 79.06 | 69.80 | 75.09 | 73.30 | 71.51 | 76.80 | 68.25 |
| 59.40 | 88.24 | 62.90 | 83.33 | 66.40 | 78.94 | 69.90 | 74.99 | 73.40 | 71.41 | 76.90 | 68.16 |
| 59.50 | 88.09 | 63.00 | 83.20 | 66.50 | 78.82 | 70.0 | 74.88 | 73.50 | 71.31 | 77.00 | 68.07 |
| 59.60 | 87.95 | 63.10 | 83.07 | 66.60 | 78.70 | 70.1 | 74.77 | 73.60 | 71.22 | 77.10 | 67.98 |
| 59.70 | 87.80 | 63.20 | 82.94 | 66.70 | 78.58 | 70.2 | 74.67 | 73.70 | 71.12 | 77.20 | 67.90 |
| 59.80 | 87.65 | 63.30 | 82.81 | 66.80 | 78.47 | 70.3 | 74.56 | 73.80 | 71.02 | 77.30 | 67.81 |
| 59.90 | 87.51 | 63.40 | 82.68 | 66.90 | 78.35 | 70.4 | 74.45 | 73.90 | 70.93 | 77.40 | 67.72 |
| 60.00 | 87.36 | 63.50 | 82.54 | 67.00 | 78.23 | 70.5 | 74.35 | 74.00 | 70.83 | 77.50 | 67.63 |
| 60.10 | 87.21 | 63.60 | 82.42 | 67.10 | 78.12 | 70.6 | 74.24 | 74.10 | 70.74 | 77.60 | 67.55 |
| 60.20 | 87.07 | 63.70 | 82.29 | 67.20 | 78.00 | 70.7 | 74.14 | 74.20 | 70.64 | 77.70 | 67.46 |
| 60.30 | 86.93 | 63.80 | 82.16 | 67.30 | 77.88 | 70.8 | 74.03 | 74.30 | 70.55 | 77.80 | 67.37 |
| 60.40 | 86.78 | 63.90 | 82.03 | 67.40 | 77.77 | 70.9 | 73.93 | 74.40 | 70.45 | 77.90 | 67.29 |
| 60.50 | 86.64 | 64.00 | 81.90 | 67.50 | 77.65 | 71.0 | 73.83 | 74.50 | 70.36 | 78.00 | 67.20 |
| 60.60 | 86.50 | 64.10 | 81.77 | 67.60 | 77.54 | 71.1 | 73.72 | 74.60 | 70.26 | 78.10 | 67.11 |
| 60.70 | 86.35 | 64.20 | 81.64 | 67.70 | 77.42 | 71.2 | 73.62 | 74.70 | 70.17 | 78.20 | 67.03 |
| 60.80 | 86.21 | 64.30 | 81.52 | 67.80 | 77.31 | 71.3 | 73.51 | 74.80 | 70.07 | 78.30 | 66.94 |
| 60.90 | 86.07 | 64.40 | 81.39 | 67.90 | 77.20 | 71.4 | 73.41 | 74.90 | 69.98 | 78.40 | 66.86 |
| 61.00 | 85.93 | 64.50 | 81.27 | 68.00 | 77.08 | 71.5 | 73.31 | 75.00 | 69.89 | 78.50 | 66.77 |
| 61.10 | 85.79 | 64.60 | 81.14 | 68.10 | 76.97 | 71.6 | 73.21 | 75.10 | 69.79 | 78.60 | 66.69 |
| 61.20 | 85.65 | 64.70 | 81.01 | 68.20 | 76.86 | 71.7 | 73.10 | 75.20 | 69.70 | 78.70 | 66.60 |
| 61.30 | 85.51 | 64.80 | 80.89 | 68.30 | 76.74 | 71.8 | 73.00 | 75.30 | 69.61 | 78.80 | 66.52 |
| 61.40 | 85.37 | 64.90 | 80.76 | 68.40 | 76.63 | 71.9 | 72.90 | 75.40 | 69.52 | 78.90 | 66.43 |



CIRCUIT LENGTH: 1.456 MILES / 2.343 KILOMETRES
CIRCUIT WIDTH: 35 FEET / 10.668 METRES

**750 Motor Club Formula Vee - Heat 1
Provisional Results Race 1**

| POS | NO | CL | NAME | NAT | ENTRY | TIME | LAPS | GAP | MPH | BEST |
|-----|----|----|-------------------|-----|------------------|-----------|------|----------|-------|----------|
| 1 | 6 | | Guy BELLINGHAM | | Scarab Mk2 | 11:02.319 | 10 | | 79.14 | 1:04.618 |
| 2 | 1 | | Jeremy CLARK | | Spyder GAC | 11:03.241 | 10 | 0.922 | 79.03 | 1:05.150 |
| 3 | 57 | | Neil CHILLEYSTONE | | Scarab Mk2 | 11:18.433 | 10 | 16.114 | 77.26 | 1:05.847 |
| 4 | 27 | | Nik BAATZ | | Sheane GAC | 11:27.551 | 10 | 25.232 | 76.23 | 1:06.547 |
| 5 | 49 | | Ian RABY | | Hawke DL | 11:28.612 | 10 | 26.293 | 76.11 | 1:06.546 |
| 6 | 3 | | Craig DAVIS | | Sheane FV01 | 11:29.171 | 10 | 26.852 | 76.05 | 1:06.806 |
| 7 | 24 | | Alan ROBINSON | | Leastone AHS | 11:29.694 | 10 | 27.375 | 75.99 | 1:07.145 |
| 8 | 59 | | Bill STENNING | | Spyder | 11:34.567 | 10 | 32.248 | 75.46 | 1:07.049 |
| 9 | 22 | | Stephen GLASSWELL | | Sheane 97 | 11:34.975 | 10 | 32.656 | 75.42 | 1:06.104 |
| 10 | 47 | | William REDMAN | | Scarab | 11:42.066 | 10 | 39.747 | 74.66 | 1:08.397 |
| 11 | 87 | | Mike PASCALL | | Sheane 2000 | 11:46.264 | 10 | 43.945 | 74.21 | 1:08.367 |
| 12 | 86 | | Richard HARRIS | | Sheane FV87 | 11:46.508 | 10 | 44.189 | 74.19 | 1:08.817 |
| 13 | 91 | | Ian BUXTON | | Leastone | 11:47.028 | 10 | 44.709 | 74.13 | 1:07.671 |
| 14 | 65 | | Michael FENWICK | | Leastone JH002 | 11:47.973 | 10 | 45.654 | 74.03 | 1:07.479 |
| 15 | 85 | | Tony DOWSON | | Sheane | 11:56.855 | 10 | 54.536 | 73.11 | 1:09.559 |
| 16 | 43 | | John STAPLETON | | Leastone JH002 | 11:57.162 | 10 | 54.843 | 73.08 | 1:06.774 |
| 17 | 83 | | Stephen DUSK | | Sheane | 12:02.769 | 10 | 1:00.450 | 72.52 | 1:10.366 |
| 18 | 54 | | Ian FULLER | | Rossallini FV931 | 12:09.218 | 10 | 1:06.899 | 71.88 | 1:07.713 |
| 19 | 94 | | Aaron ATKINS | | Sheane | 11:12.925 | 9 | 1 LAP | 70.10 | 1:11.670 |
| 20 | 36 | | Peter KALPAKIOTIS | | Leastone AHS | 11:30.416 | 9 | 1 LAP | 68.32 | 1:09.989 |
| 21 | 82 | | Robert DAGG | | Scarab Mk2 | 11:31.152 | 9 | 1 LAP | 68.25 | 1:08.491 |
| 22 | 60 | | Bob HIGGINS | | Sheane | 11:49.265 | 9 | 1 LAP | 66.51 | 1:14.507 |
| 23 | 70 | | Nicholas BROWN | | Sheane 94 | 11:50.466 | 9 | 1 LAP | 66.39 | 1:13.338 |
| 24 | 20 | | Derek WILLETTS | | Falcon Mk2 | 11:50.792 | 9 | 1 LAP | 66.36 | 1:12.441 |

NOT CLASSIFIED

| | | | | | | | |
|---|---------------|--------|----------|---|--------|-------|----------|
| 9 | Simon READMAN | Spyder | 6:44.435 | 6 | D.N.F. | 77.76 | 1:05.892 |
|---|---------------|--------|----------|---|--------|-------|----------|

FASTEST LAP

| | | | | | | |
|---|----------------|------------|----------|---|----------|-----------|
| 6 | Guy BELLINGHAM | Scarab Mk2 | 1:04.618 | 6 | 81.11mph | 130.54kph |
|---|----------------|------------|----------|---|----------|-----------|

Non-starter: 23
Weather/Track: Bright/Dry

MST sports timing

Pembrey
Circuit Length = 1.4560 miles.
Start: 12:07

Clerk of Course:

 12:50

Stewards:

Timekeeper:



Demon Tweeks/Yokohama/CCC Stock Hatch - Heat 1

Provisional Results Race 2

| POS | NO | CL | NAME | NAT | ENTRY | TIME | LAPS | GAP | MPH | BEST |
|-----|----|----|-----------------|-----|-------------------|-----------|------|----------|-------|----------|
| 1 | 14 | | Mark DAVIES | | Peugeot 205 GTi | 12:25.334 | 10 | | 70.32 | 1:12.559 |
| 2 | 18 | | Roger EBDON | | Fiesta XR2 | 12:33.716 | 10 | 8.382 | 69.54 | 1:13.267 |
| 3 | 10 | | Glenn STOKES | | Peugeot 106 | 12:36.018 | 10 | 10.684 | 69.33 | 1:13.916 |
| 4 | 80 | | Mark HAMMERSLEY | | Fiesta XR2 | 12:42.315 | 10 | 16.981 | 68.75 | 1:13.890 |
| 5 | 76 | | Simon HARVEY | | Peugeot 205 GTi | 12:48.708 | 10 | 23.374 | 68.18 | 1:15.281 |
| 6 | 91 | | Steven GROOM | | Peugeot 205 GTi | 12:57.671 | 10 | 32.337 | 67.40 | 1:15.878 |
| 7 | 42 | | Chris AYRES | | Fiesta XR2 | 12:58.537 | 10 | 33.203 | 67.32 | 1:15.617 |
| 8 | 79 | | Gary PARKES | | Fiesta XR2 | 13:00.867 | 10 | 35.533 | 67.12 | 1:16.254 |
| 9 | 57 | | Richard HERBERT | | Fiesta XR2 | 13:04.813 | 10 | 39.479 | 66.78 | 1:16.081 |
| 10 | 46 | | Angus LOCK | | Peugeot 205 GTi | 13:07.783 | 10 | 42.449 | 66.53 | 1:17.096 |
| 11 | 90 | | Paul WILSON | | Fiesta XR2 | 13:07.943 | 10 | 42.609 | 66.52 | 1:15.815 |
| 12 | 28 | | Kevin HATCH | | Fiesta XR2 | 13:08.391 | 10 | 43.057 | 66.48 | 1:15.745 |
| 13 | 78 | | Charles COZENS | | Peugeot 1.4 XSi | 13:11.520 | 10 | 46.186 | 66.22 | 1:17.238 |
| 14 | 95 | | Andrew DUNLOP | | Fiesta XR2 | 13:11.726 | 10 | 46.392 | 66.20 | 1:15.306 |
| 15 | 40 | | John WAPLES | | Fiesta XR2i | 13:12.166 | 10 | 46.832 | 66.16 | 1:17.073 |
| 16 | 85 | | Andrew BOWDEN | | Vauxhall Nova GSi | 13:13.452 | 10 | 48.118 | 66.06 | 1:16.866 |
| 17 | 72 | | Clifford PELLIN | | Fiesta XR2 | 13:14.449 | 10 | 49.115 | 65.97 | 1:16.743 |
| 18 | 77 | | Wayne BAILEY | | Peugeot 205 GTi | 13:26.195 | 10 | 1:00.861 | 65.01 | 1:17.160 |
| 19 | 84 | | Marcus GIBSON | | Fiesta XR2 | 13:26.626 | 10 | 1:01.292 | 64.98 | 1:16.742 |
| 20 | 66 | | David ROWE | | Rover Metro GTi | 13:44.045 | 10 | 1:18.711 | 63.60 | 1:19.644 |
| 21 | 20 | | Jonathan HOPPER | | Peugeot 205 GTi | 12:36.411 | 9 | 1 LAP | 62.36 | 1:21.447 |
| 22 | 54 | | Michael WRIGHT | | Fiesta XR2 | 12:36.836 | 9 | 1 LAP | 62.33 | 1:21.296 |
| 23 | 45 | | Francis WOOD | | Peugeot 205 GTi | 12:37.316 | 9 | 1 LAP | 62.29 | 1:19.667 |

NOT CLASSIFIED

| | | | | | | | | | | |
|----|--|--|-----------------|--|-----------------|----------|---|--------|-------|----------|
| 96 | | | Gareth WRIGHT | | Fiesta XR2 | 9:02.211 | 7 | D.N.F. | 67.67 | 1:15.198 |
| 32 | | | Daniel ADDERLEY | | Peugeot 205 GTi | 9:11.102 | 7 | D.N.F. | 66.57 | 1:17.216 |
| 29 | | | John RICE | | Fiesta XR2 | 3:05.448 | 2 | D.N.F. | 56.52 | 1:26.086 |

FASTEST LAP

| | | | | | | | | | | |
|----|--|--|-------------|--|-----------------|----------|---|----------|--|-----------|
| 14 | | | Mark DAVIES | | Peugeot 205 GTi | 1:12.559 | 4 | 72.23mph | | 116.25kph |
|----|--|--|-------------|--|-----------------|----------|---|----------|--|-----------|

Weather/Track: Bright/Dry

MST sports timing

Pembrey
Circuit Length = 1.4560 miles.
Start: 12:28

| | | |
|---|-----------|--|
| Clerk of Course:  13.07 | Stewards: | Timekeeper:  |
|---|-----------|--|

Goldarts 7's

Provisional Results Race 3

| POS | NO | CL | NAME | NAT | ENTRY | TIME | LAPS | GAP | MPH | BEST |
|-----|----|----|----------------|-----|-----------------------|-----------|------|----------|-------|----------|
| 1 | 17 | A | John SCHNEIDER | | Caterham 7 | 13:03.919 | 12 | | 80.23 | 1:03.380 |
| 2 | 88 | A | Richard INCE | | Caterham Superlight | 13:04.681 | 12 | 0.762 | 80.15 | 1:04.002 |
| 3 | 97 | A | John PRAGNELL | | Caterham 7 | 13:33.955 | 12 | 30.036 | 77.27 | 1:06.055 |
| 4 | 63 | A | Andy TOONE | | Caterham 7 | 13:42.065 | 12 | 38.146 | 76.51 | 1:06.134 |
| 5 | 62 | C | Matt SHIRES | | Caterham 7 Supersport | 13:43.405 | 12 | 39.486 | 76.38 | 1:06.729 |
| 6 | 25 | A | Peter LAWRENCE | | Caterham Superlight | 13:50.199 | 12 | 46.280 | 75.76 | 1:05.444 |
| 7 | 68 | C | Richard WEBB | | Caterham 7 | 14:12.580 | 12 | 1:08.661 | 73.77 | 1:09.099 |
| 8 | 98 | B | Tim LAMB | | Caterham 7 | 13:05.664 | 11 | 1 LAP | 73.38 | 1:09.188 |
| 9 | 48 | B | Gerald SIMPSON | | Caterham Supersprint | 13:26.711 | 11 | 1 LAP | 71.47 | 1:09.592 |

NOT CLASSIFIED

| | | | | | | | | | |
|----|---|---------------|--|---------------------|----------|---|--------|-------|----------|
| 5 | A | Keith DUNN | | Caterham Superlight | 2:17.157 | 2 | D.N.F. | 76.43 | 1:05.694 |
| 42 | C | John BENFIELD | | Caterham 7 | 1:18.072 | 1 | D.N.F. | 67.13 | 1:18.072 |

FASTEST LAP

| | | | | | | | | |
|----|---|----------------|--|-----------------------|----------|----|----------|-----------|
| 17 | A | John SCHNEIDER | | Caterham 7 | 1:03.380 | 6 | 82.70mph | 133.09kph |
| 62 | C | Matt SHIRES | | Caterham 7 Supersport | 1:06.729 | 12 | 78.55mph | 126.41kph |
| 98 | B | Tim LAMB | | Caterham 7 | 1:09.188 | 10 | 75.75mph | 121.92kph |

Cloudy/Dry

MST sports timing

Pembrey
Circuit Length = 1.4560 miles.
Start: 12:49

Clerk of Course:

 13.12

Stewards:

Timekeeper:



750 Motor Club Formula Vee Combined Race Fast Laps

| POS | NO | CL | NAME | NAT | ENTRY | FIRST | | SECOND | | GAP |
|-----|----|----|-------------------|-----|------------------|----------|------|----------|------|--------|
| | | | | | | TIME | LAPS | TIME | LAPS | |
| 1 | 6 | | Guy BELLINGHAM | | Scarab Mk2 | 1:04.618 | 10 | 1:04.155 | 10 | |
| 2 | 29 | | Stephen KERSHAW | | Leastone JH003 | | 0 | 1:04.519 | 10 | 0.364 |
| 3 | 2 | | Trevor WELSH | | Leastone 2001 | | 0 | 1:04.711 | 10 | 0.556 |
| 4 | 18 | | Ivan CASEY | | Leastone JH003 | | 0 | 1:04.712 | 10 | 0.557 |
| 5 | 1 | | Jeremy CLARK | | Spyder GAC | 1:05.150 | 10 | 1:04.732 | 10 | 0.577 |
| 6 | 34 | | David HALL | | SLS Group Sheane | | 0 | 1:04.836 | 10 | 0.681 |
| 7 | 57 | | Neil CHILLEYSTONE | | Scarab Mk2 | 1:05.847 | 10 | 1:04.837 | 10 | 0.682 |
| 8 | 49 | | Ian RABY | | Hawke DL | 1:06.546 | 10 | 1:05.304 | 10 | 1.149 |
| 9 | 37 | | Paul MITSON | | Sheane | | 0 | 1:05.366 | 10 | 1.211 |
| 10 | 24 | | Alan ROBINSON | | Leastone AHS | 1:07.145 | 10 | 1:05.683 | 10 | 1.528 |
| 11 | 9 | | Simon READMAN | | Spyder | 1:05.892 | 6 | | 0 | 1.737 |
| 12 | 3 | | Craig DAVIS | | Sheane FV01 | 1:06.806 | 10 | 1:05.901 | 10 | 1.746 |
| 13 | 22 | | Stephen GLASSWELL | | Sheane 97 | 1:06.104 | 10 | 1:06.016 | 10 | 1.861 |
| 14 | 5 | | Jon RANDALL | | Kaimann | | 0 | 1:06.026 | 10 | 1.871 |
| 15 | 59 | | Bill STENNING | | Spyder | 1:07.049 | 10 | 1:06.163 | 10 | 2.008 |
| 16 | 47 | | William REDMAN | | Scarab | 1:08.397 | 10 | 1:06.483 | 10 | 2.328 |
| 17 | 27 | | Nik BAATZ | | Sheane GAC | 1:06.547 | 10 | 1:06.725 | 7 | 2.392 |
| 18 | 43 | | John STAPLETON | | Leastone JH002 | 1:06.774 | 10 | | 0 | 2.619 |
| 19 | 39 | | Lee ROUILLIER | | Leastone | | 0 | 1:07.067 | 2 | 2.912 |
| 20 | 87 | | Mike PASCALL | | Sheane 2000 | 1:08.367 | 10 | 1:07.349 | 10 | 3.194 |
| 21 | 65 | | Michael FENWICK | | Leastone JH002 | 1:07.479 | 10 | 1:07.683 | 10 | 3.324 |
| 22 | 91 | | Ian BUXTON | | Leastone | 1:07.671 | 10 | 1:07.515 | 10 | 3.360 |
| 23 | 94 | | Aaron ATKINS | | Sheane | 1:11.670 | 9 | 1:07.578 | 10 | 3.423 |
| 24 | 54 | | Ian FULLER | | Rossallini FV931 | 1:07.713 | 10 | | 0 | 3.558 |
| 25 | 86 | | Richard HARRIS | | Sheane FV87 | 1:08.817 | 10 | 1:07.893 | 10 | 3.738 |
| 26 | 83 | | Stephen DUSK | | Sheane | 1:10.366 | 10 | 1:07.928 | 10 | 3.773 |
| 27 | 85 | | Tony DOWSON | | Sheane | 1:09.559 | 10 | 1:08.313 | 10 | 4.158 |
| 28 | 82 | | Robert DAGG | | Scarab Mk2 | 1:08.491 | 9 | | 0 | 4.336 |
| 29 | 36 | | Peter KALPAKIOTIS | | Leastone AHS | 1:09.989 | 9 | | 0 | 5.834 |
| 30 | 20 | | Derek WILLETTS | | Falcon Mk2 | 1:12.441 | 9 | | 0 | 8.286 |
| 31 | 45 | | Bill BURNETT | | Sheane | | 0 | 1:12.794 | 1 | 8.639 |
| 32 | 70 | | Nicholas BROWN | | Sheane 94 | 1:13.338 | 9 | | 0 | 9.183 |
| 33 | 7 | | Ian JORDAN | | Sheane 98 | | 0 | 1:13.737 | 1 | 9.582 |
| 34 | 60 | | Bob HIGGINS | | Sheane | 1:14.507 | 9 | | 0 | 10.352 |

Cloudy/Dry

MST sports timing

Pembrey
Circuit Length = 1.4560 miles.
Start: 14:12

Clerk of Course:



Stewards:

Timekeeper:



750 Motor Club Formula Vee

Provisional Results Race 4

| POS | NO | CL | NAME | NAT | ENTRY | TIME | LAPS | GAP | MPH | BEST |
|-----|----|----|-------------------|-----|------------------|-----------|------|----------|-------|----------|
| 1 | 2 | | Trevor WELSH | | Leastone 2001 | 10:59.121 | 10 | | 79.52 | 1:04.711 |
| 2 | 29 | | Stephen KERSHAW | | Leastone JH003 | 10:59.486 | 10 | 0.365 | 79.48 | 1:04.519 |
| 3 | 1 | | Jeremy CLARK | | Spyder GAC | 11:03.546 | 10 | 4.425 | 78.99 | 1:04.732 |
| 4 | 18 | | Ivan CASEY | | Leastone JH003 | 11:07.874 | 10 | 8.753 | 78.48 | 1:04.712 |
| 5 | 37 | | Paul MITSON | | Sheane | 11:10.089 | 10 | 10.968 | 78.22 | 1:05.366 |
| 6 | 6 | | Guy BELLINGHAM | | Scarab Mk2 | 11:10.222 | 10 | 11.101 | 78.20 | 1:04.155 |
| 7 | 57 | | Neil CHILLEYSTONE | | Scarab Mk2 | 11:12.826 | 10 | 13.705 | 77.90 | 1:04.837 |
| 8 | 49 | | Ian RABY | | Hawke DL | 11:17.547 | 10 | 18.426 | 77.36 | 1:05.304 |
| 9 | 3 | | Craig DAVIS | | Sheane FV01 | 11:17.872 | 10 | 18.751 | 77.32 | 1:05.901 |
| 10 | 5 | | Jon RANDALL | | Kaimann | 11:21.214 | 10 | 22.093 | 76.94 | 1:06.026 |
| 11 | 34 | | David HALL | | SLS Group Sheane | 11:21.338 | 10 | 22.217 | 76.93 | 1:04.836 |
| 12 | 24 | | Alan ROBINSON | | Leastone AHS | 11:22.757 | 10 | 23.636 | 76.77 | 1:05.683 |
| 13 | 22 | | Stephen GLASSWELL | | Sheane 97 | 11:22.907 | 10 | 23.786 | 76.75 | 1:06.016 |
| 14 | 47 | | William REDMAN | | Scarab | 11:23.458 | 10 | 24.337 | 76.69 | 1:06.483 |
| 15 | 59 | | Bill STENNING | | Spyder | 11:23.863 | 10 | 24.742 | 76.64 | 1:06.163 |
| 16 | 87 | | Mike PASCALL | | Sheane 2000 | 11:30.215 | 10 | 31.094 | 75.94 | 1:07.349 |
| 17 | 91 | | Ian BUXTON | | Leastone | 11:37.838 | 10 | 38.717 | 75.11 | 1:07.515 |
| 18 | 65 | | Michael FENWICK | | Leastone JH002 | 11:40.040 | 10 | 40.919 | 74.87 | 1:07.683 |
| 19 | 83 | | Stephen DUSK | | Sheane | 11:48.646 | 10 | 49.525 | 73.96 | 1:07.928 |
| 20 | 85 | | Tony DOWSON | | Sheane | 11:50.229 | 10 | 51.108 | 73.80 | 1:08.313 |
| 21 | 94 | | Aaron ATKINS | | Sheane | 11:53.604 | 10 | 54.483 | 73.45 | 1:07.578 |
| 22 | 86 | | Richard HARRIS | | Sheane FV87 | 12:11.674 | 10 | 1:12.553 | 71.63 | 1:07.893 |

NOT CLASSIFIED

| | | | | | | | |
|----|---------------|------------|----------|---|--------|-------|----------|
| 27 | Nik BAATZ | Sheane GAC | 8:04.852 | 7 | D.N.F. | 75.67 | 1:06.725 |
| 39 | Lee ROUILLIER | Leastone | 2:21.965 | 2 | D.N.F. | 73.84 | 1:07.067 |
| 45 | Bill BURNETT | Sheane | 1:12.794 | 1 | D.N.F. | 72.00 | 1:12.794 |
| 7 | Ian JORDAN | Sheane 98 | 1:13.737 | 1 | D.N.F. | 71.08 | 1:13.737 |

FASTEST LAP


| | | | | | | |
|---|----------------|------------|----------|---|----------|-----------|
| 6 | Guy BELLINGHAM | Scarab Mk2 | 1:04.155 | 9 | 81.70mph | 131.48kph |
|---|----------------|------------|----------|---|----------|-----------|

Cloudy/Dry

MST sports timing

Pembrey
Circuit Length = 1.4560 miles.
Start: 14:12

Clerk of Course:



www.mstworld.com

Stewards:

Timekeeper:



Issued - 14:25 Saturday, 07 July 2001

Demon Tweeks/Yokohama/CCC Stock Hatch Combined Race Fastest Laps

| POS | NO | CL | NAME | NAT | ENTRY | FIRST | | SECOND | | GAP |
|-----|----|----|-----------------|-----|-------------------|----------|------|----------|------|--------|
| | | | | | | TIME | LAPS | TIME | LAPS | |
| 1 | 14 | | Mark DAVIES | | Peugeot 205 GTi | 1:12.559 | 10 | 1:12.314 | 10 | |
| 2 | 11 | | Sean STANWAY | | Fiesta XR2 | | 0 | 1:12.746 | 8 | 0.432 |
| 3 | 25 | | Pete MORGAN | | Fiesta XR2 | | 0 | 1:12.775 | 10 | 0.461 |
| 4 | 24 | | Tony SCARLETT | | Peugeot 106 SXi | | 0 | 1:12.840 | 10 | 0.526 |
| 5 | 33 | | Daniel NEIL | | Peugeot 205 GTi | | 0 | 1:12.967 | 10 | 0.653 |
| 6 | 8 | | Steve GORDON | | Peugeot 106 XSi | | 0 | 1:13.177 | 10 | 0.863 |
| 7 | 15 | | Darren BLUMSON | | Peugeot 205 GTi | | 0 | 1:13.193 | 10 | 0.879 |
| 8 | 6 | | Andy BURGESS | | Suzuki Swift GTi | | 0 | 1:13.205 | 10 | 0.891 |
| 9 | 97 | | Andy HERRING | | Suzuki Swift GTi | | 0 | 1:13.263 | 10 | 0.949 |
| 10 | 18 | | Roger EBDON | | Fiesta XR2 | 1:13.267 | 10 | 1:13.307 | 10 | 0.953 |
| 11 | 9 | | Paul SHEEHAN | | Peugeot 205 GTi | | 0 | 1:13.300 | 10 | 0.986 |
| 12 | 80 | | Mark HAMMERSLEY | | Fiesta XR2 | 1:13.890 | 10 | 1:13.596 | 7 | 1.282 |
| 13 | 10 | | Glenn STOKES | | Peugeot 106 | 1:13.916 | 10 | 1:14.781 | 10 | 1.602 |
| 14 | 23 | | Paul TIBBS | | Fiesta XR2 | | 0 | 1:14.125 | 10 | 1.811 |
| 15 | 13 | | James WARNER | | Fiesta XR2 | | 0 | 1:14.252 | 10 | 1.938 |
| 16 | 82 | | Alan THORNDYKE | | Peugeot 205 GTi | | 0 | 1:14.259 | 10 | 1.945 |
| 17 | 47 | | Dave BALDING | | Fiesta XR2 | | 0 | 1:14.261 | 10 | 1.947 |
| 18 | 42 | | Chris AYRES | | Fiesta XR2 | 1:15.617 | 10 | 1:14.280 | 10 | 1.966 |
| 19 | 92 | | Paul McMILLAN | | Peugeot 205 GTi | | 0 | 1:14.380 | 10 | 2.066 |
| 20 | 30 | | Carl TOWNEND | | Peugeot 205 GTi | | 0 | 1:14.694 | 10 | 2.380 |
| 21 | 63 | | Patrick GROVE | | Peugeot 205 GTi | | 0 | 1:14.840 | 10 | 2.526 |
| 22 | 76 | | Simon HARVEY | | Peugeot 205 GTi | 1:15.281 | 10 | 1:14.891 | 10 | 2.577 |
| 23 | 65 | | Terry ROUGHTON | | Peugeot 205 GTi | | 0 | 1:14.933 | 10 | 2.619 |
| 24 | 91 | | Steven GROOM | | Peugeot 205 GTi | 1:15.878 | 10 | 1:14.991 | 10 | 2.677 |
| 25 | 96 | | Gareth WRIGHT | | Fiesta XR2 | 1:15.198 | 7 | | 0 | 2.884 |
| 26 | 95 | | Andrew DUNLOP | | Fiesta XR2 | 1:15.306 | 10 | | 0 | 2.992 |
| 27 | 44 | | Martin ROGERS | | Fiesta XR2 | | 0 | 1:15.578 | 10 | 3.264 |
| 28 | 28 | | Kevin HATCH | | Fiesta XR2 | 1:15.745 | 10 | | 0 | 3.431 |
| 29 | 90 | | Paul WILSON | | Fiesta XR2 | 1:15.815 | 10 | | 0 | 3.501 |
| 30 | 57 | | Richard HERBERT | | Fiesta XR2 | 1:16.081 | 10 | | 0 | 3.767 |
| 31 | 79 | | Gary PARKES | | Fiesta XR2 | 1:16.254 | 10 | 1:16.103 | 10 | 3.789 |
| 32 | 84 | | Marcus GIBSON | | Fiesta XR2 | 1:16.742 | 10 | | 0 | 4.428 |
| 33 | 72 | | Clifford PELLIN | | Fiesta XR2 | 1:16.743 | 10 | | 0 | 4.429 |
| 34 | 85 | | Andrew BOWDEN | | Vauxhall Nova GSi | 1:16.866 | 10 | | 0 | 4.552 |
| 35 | 40 | | John WAPLES | | Fiesta XR2i | 1:17.073 | 10 | | 0 | 4.759 |
| 36 | 46 | | Angus LOCK | | Peugeot 205 GTi | 1:17.096 | 10 | | 0 | 4.782 |
| 37 | 77 | | Wayne BAILEY | | Peugeot 205 GTi | 1:17.160 | 10 | | 0 | 4.846 |
| 38 | 32 | | Daniel ADDERLEY | | Peugeot 205 GTi | 1:17.216 | 7 | | 0 | 4.902 |
| 39 | 78 | | Charles COZENS | | Peugeot 1.4 XSi | 1:17.238 | 10 | | 0 | 4.924 |
| 40 | 66 | | David ROWE | | Rover Metro GTi | 1:19.644 | 10 | | 0 | 7.330 |
| 41 | 45 | | Francis WOOD | | Peugeot 205 GTi | 1:19.667 | 9 | | 0 | 7.353 |
| 42 | 54 | | Michael WRIGHT | | Fiesta XR2 | 1:21.296 | 9 | | 0 | 8.982 |
| 43 | 20 | | Jonathan HOPPER | | Peugeot 205 GTi | 1:21.447 | 9 | | 0 | 9.133 |
| 44 | 29 | | John RICE | | Fiesta XR2 | 1:26.086 | 2 | | 0 | 13.772 |

Pembrey
Circuit Length = 1.4560 miles.
Start: 14:33

MST sports timing

| | | |
|---|-----------|--|
| Clerk of Course:  15-38 | Stewards: | Timekeeper:  |
|---|-----------|--|

15-44

Demon Tweeks/Yokohama/CCC Stock Hatch Provisional Results Race 5

| POS | NO | CL | NAME | NAT | ENTRY | TIME | LAPS | GAP | MPH | BEST |
|-----|----|----|----------------|-----|------------------|-----------|------|--------|-------|----------|
| 1 | 25 | | Pete MORGAN | | Fiesta XR2 | 12:21.471 | 10 | | 70.69 | 1:12.775 |
| 2 | 8 | | Steve GORDON | | Peugeot 106 XSi | 12:22.497 | 10 | 1.026 | 70.59 | 1:13.177 |
| 3 | 24 | | Tony SCARLETT | | Peugeot 106 SXi | 12:23.697 | 10 | 2.226 | 70.48 | 1:12.840 |
| 4 | 14 | | Mark DAVIES | | Peugeot 205 GTi | 12:23.873 | 10 | 2.402 | 70.46 | 1:12.314 |
| 5 | 6 | | Andy BURGESS | | Suzuki Swift GTi | 12:26.306 | 10 | 4.835 | 70.23 | 1:13.205 |
| 6 | 15 | | Darren BLUMSON | | Peugeot 205 GTi | 12:28.617 | 10 | 7.146 | 70.01 | 1:13.193 |
| 7 | 33 | | Daniel NEIL | | Peugeot 205 GTi | 12:31.505 | 10 | 10.034 | 69.74 | 1:12.967 |
| 8 | 9 | | Paul SHEEHAN | | Peugeot 205 GTi | 12:32.943 | 10 | 11.472 | 69.61 | 1:13.300 |
| 9 | 97 | | Andy HERRING | | Suzuki Swift GTi | 12:33.592 | 10 | 12.121 | 69.55 | 1:13.263 |
| 10 | 18 | | Roger EBDON | | Fiesta XR2 | 12:35.589 | 10 | 14.118 | 69.37 | 1:13.307 |
| 11 | 13 | | James WARNER | | Fiesta XR2 | 12:38.353 | 10 | 16.882 | 69.11 | 1:14.252 |
| 12 | 82 | | Alan THORNDYKE | | Peugeot 205 GTi | 12:40.783 | 10 | 19.312 | 68.89 | 1:14.259 |
| 13 | 30 | | Carl TOWNEND | | Peugeot 205 GTi | 12:46.257 | 10 | 24.786 | 68.40 | 1:14.694 |
| 14 | 65 | | Terry ROUGHTON | | Peugeot 205 GTi | 12:49.066 | 10 | 27.595 | 68.15 | 1:14.933 |
| 15 | 47 | | Dave BALDING | | Fiesta XR2 | 12:49.277 | 10 | 27.806 | 68.13 | 1:14.261 |
| 16 | 92 | | Paul McMILLAN | | Peugeot 205 GTi | 12:50.380 | 10 | 28.909 | 68.03 | 1:14.380 |
| 17 | 10 | | Glenn STOKES | | Peugeot 106 | 12:50.691 | 10 | 29.220 | 68.01 | 1:14.781 |
| 18 | 76 | | Simon HARVEY | | Peugeot 205 GTi | 12:53.286 | 10 | 31.815 | 67.78 | 1:14.891 |
| 19 | 91 | | Steven GROOM | | Peugeot 205 GTi | 12:54.676 | 10 | 33.205 | 67.66 | 1:14.991 |
| 20 | 63 | | Patrick GROVE | | Peugeot 205 GTi | 12:55.360 | 10 | 33.889 | 67.60 | 1:14.840 |
| 21 | 23 | | Paul TIBBS | | Fiesta XR2 | 12:56.615 | 10 | 35.144 | 67.49 | 1:14.125 |
| 22 | 44 | | Martin ROGERS | | Fiesta XR2 | 12:57.491 | 10 | 36.020 | 67.41 | 1:15.578 |
| 23 | 42 | | Chris AYRES | | Fiesta XR2 | 12:57.938 | 10 | 36.467 | 67.37 | 1:14.280 |
| 24 | 79 | | Gary PARKES | | Fiesta XR2 | 13:17.762 | 10 | 56.291 | 65.70 | 1:16.103 |

NOT CLASSIFIED

| | | | | | | | |
|----|-----------------|------------|-----------|---|--------|-------|----------|
| 11 | Sean STANWAY | Fiesta XR2 | 10:14.602 | 8 | D.N.F. | 68.22 | 1:12.746 |
| 80 | Mark HAMMERSLEY | Fiesta XR2 | 8:57.558 | 7 | D.N.F. | 68.25 | 1:13.596 |

FASTEST LAP

| | | | | | | |
|----|-------------|-----------------|----------|---|----------|-----------|
| 14 | Mark DAVIES | Peugeot 205 GTi | 1:12.314 | 5 | 72.48mph | 116.65kph |
|----|-------------|-----------------|----------|---|----------|-----------|

Pembrey
Circuit Length = 1.4560 miles.
Start: 14:33

MST sports timing

Clerk of Course:

 15-33

Stewards:

Timekeeper:



750 Motor Club Formula Four Provisional Results Race 6

| POS | NO | CL | NAME | NAT | ENTRY | TIME | LAPS | GAP | MPH | BEST |
|----------------|----|---------------|-----------------|-----------------|-----------------|-----------|----------|-----------|----------|----------|
| 1 | 21 | A | Andy SCHULZ | | Chevron B67 | 15:11.429 | 15 | | 86.26 | 59.806 |
| 2 | 3 | A | Erwin SMIECH | | Reynard SF86 | 15:19.449 | 15 | 8.020 | 85.51 | 59.599 |
| 3 | 17 | A | Ray GARDNER | | Van Diemen RF86 | 15:33.857 | 15 | 22.428 | 84.19 | 1:01.038 |
| 4 | 42 | D | David FRICKER | | Van Diemen RF97 | 15:38.776 | 15 | 27.347 | 83.75 | 1:01.620 |
| 5 | 26 | D | Barry POMFRET | | Van Diemen RF98 | 15:39.910 | 15 | 28.481 | 83.65 | 1:01.374 |
| 6 | 22 | D | Kevin GILLESPIE | | Van Diemen 97 | 15:44.620 | 15 | 33.191 | 83.23 | 1:01.698 |
| 7 | 69 | D | Ray MOORE | | Van Diemen RF93 | 15:44.844 | 15 | 33.415 | 83.21 | 1:01.373 |
| 8 | 12 | A | John WOODWARD | | Delta | 15:51.658 | 15 | 40.229 | 82.61 | 1:02.293 |
| 9 | 40 | A | David LONGSTAFF | | Ray 89F | 16:06.517 | 15 | 55.088 | 81.34 | 1:02.689 |
| 10 | 44 | A | Clive YORATH | | Magnum | 15:28.062 | 14 | 1 LAP | 79.07 | 1:03.876 |
| 11 | 18 | D | John GRIFFITHS | | Swift SC97 | 15:29.204 | 14 | 1 LAP | 78.97 | 1:05.009 |
| 12 | 91 | A | David HEALEY | | Delta T92 | 15:37.706 | 14 | 1 LAP | 78.25 | 1:04.440 |
| NOT CLASSIFIED | | | | | | | | | | |
| 11 | A | Chris KITE | | ERM | 14:37.648 | 14 | D.N.F. | 83.61 | 1:01.281 | |
| 6 | D | John MOORE | | Forest MOT VD95 | 14:38.152 | 14 | D.N.F. | 83.56 | 1:01.466 | |
| 23 | D | Matthew PAYNE | | Van Diemen | 15:11.280 | 14 | D.N.F. | 80.52 | 1:03.151 | |
| 38 | D | Steve TAYLOR | | Van Diemen RF96 | 1:11.368 | 1 | D.N.F. | 73.44 | 1:11.368 | |
| FASTEST LAP | | | | | | | | | | |
| 3 | A | Erwin SMIECH | | Reynard SF86 | 59.599 | 11 | 87.94mph | 141.53kph | | |
| 69 | D | Ray MOORE | | Van Diemen RF93 | 1:01.373 | 5 | 85.40mph | 137.44kph | | |

Bright/Dry

MST sports timing

Pembrey
Circuit Length = 1.4560 miles.
Start: 14:57

| | | |
|---|-----------|--|
| Clerk of Course:  | Stewards: | Timekeeper:  |
|---|-----------|--|

Autoscribe Formula 750 Provisional Results Race 7

| POS | NO | CL | NAME | NAT | ENTRY | TIME | LAPS | GAP | MPH | BEST |
|----------------|----|---------------|------------------|--------------|--------------|-----------|----------|-----------|----------|----------|
| 1 | 2 | | Pete KNIPE | | DNC F750 | 11:04.796 | 10 | | 78.84 | 1:05.418 |
| 2 | 3 | | Bob SIMPSON | | SS Reliant | 11:05.986 | 10 | 1.190 | 78.70 | 1:05.502 |
| 3 | 29 | | Chris GOUGH | | CGR1 | 11:33.787 | 10 | 28.991 | 75.55 | 1:07.728 |
| 4 | 0 | | Mick HARRIS | | Darvi 877 | 11:33.807 | 10 | 29.011 | 75.54 | 1:05.078 |
| 5 | 16 | B | Paul MORRIS | | Darvi 92J | 11:44.785 | 10 | 39.989 | 74.37 | 1:08.095 |
| 6 | 30 | | Peter SLEIGHT | | Darvi Mk5 | 11:47.188 | 10 | 42.392 | 74.11 | 1:08.167 |
| 7 | 11 | B | Andrew LAKE | | Darvi Mk5B | 11:50.952 | 10 | 46.156 | 73.72 | 1:09.081 |
| 8 | 1 | | Antony RAINE | | Centaur Mk16 | 11:51.341 | 10 | 46.545 | 73.68 | 1:06.789 |
| 9 | 77 | | Nige COWLEY | | Cowley MkIV | 11:57.289 | 10 | 52.493 | 73.07 | 1:08.764 |
| 10 | 27 | B | Sue BUXTON | | Darvi Mk5/97 | 11:57.545 | 10 | 52.749 | 73.04 | 1:09.112 |
| 11 | 41 | B | Charles VACY-ASH | | Arcos 9 | 11:57.688 | 10 | 52.892 | 73.03 | 1:08.185 |
| 12 | 50 | | Rodney HILL | | Mystic T4/21 | 12:01.501 | 10 | 56.705 | 72.64 | 1:10.183 |
| 13 | 42 | B | Martin KEMP | | Darvi Mk6 | 11:56.416 | 9 | 1 LAP | 65.84 | 1:13.556 |
| 14 | 36 | B | Julian THOMAS | | Le Tigre | 11:21.341 | 8 | 2 LAPS | 61.54 | 1:15.564 |
| NOT CLASSIFIED | | | | | | | | | | |
| 31 | B | Sean GRAHAM | | Marrow | 8:10.682 | 6 | D.N.F. | 64.09 | 1:19.090 | |
| 55 | B | Roger ROWE | | Centaur Mk20 | 6:12.904 | 5 | D.N.F. | 70.28 | 1:10.550 | |
| 57 | B | Dave HARGRAVE | | Centaur Mk15 | 4:09.886 | 2 | D.N.F. | 41.95 | 1:55.602 | |
| FASTEST LAP | | | | | | | | | | |
| 0 | | Mick HARRIS | | Darvi 877 | 1:05.078 | 5 | 80.54mph | 129.62kph | | |
| 16 | B | Paul MORRIS | | Darvi 92J | 1:08.095 | 8 | 76.97mph | 123.87kph | | |

Non-starters: 43 & 72
Bright/Dry

MST sports timing

Pembrey
Circuit Length = 1.4560 miles.
Start: 15:30

Clerk of Course:

JFE 16:35
www.mstworld.com

Stewards:

Timekeeper:

Issued - 15.43 Saturday, 07 July 2001

Goldarts 7's Provisional Results Race 8

| POS | NO | CL | NAME | NAT | ENTRY | TIME | LAPS | GAP | MPH | BEST |
|----------------|----|---------------|----------------|-----------------------|-----------------------|-----------|----------|-----------|----------|----------|
| 1 | 5 | A | Keith DUNN | | Caterham Superlight | 13:02.546 | 12 | | 80.37 | 1:04.113 |
| 2 | 17 | A | John SCHNEIDER | | Caterham 7 | 13:02.644 | 12 | 0.098 | 80.36 | 1:04.222 |
| 3 | 88 | A | Richard INCE | | Caterham Superlight | 13:19.334 | 12 | 16.788 | 78.69 | 1:05.251 |
| 4 | 97 | A | John PRAGNELL | | Caterham 7 | 13:19.490 | 12 | 16.944 | 78.67 | 1:05.087 |
| 5 | 62 | C | Matt SHIRES | | Caterham 7 Supersport | 13:40.891 | 12 | 38.345 | 76.62 | 1:07.321 |
| 6 | 98 | B | Tim LAMB | | Caterham 7 | 14:05.771 | 12 | 1:03.225 | 74.36 | 1:08.761 |
| 7 | 48 | B | Gerald SIMPSON | | Caterham Supersprint | 13:37.066 | 11 | 1 LAP | 70.56 | 1:09.388 |
| NOT CLASSIFIED | | | | | | | | | | |
| 68 | C | Richard WEBB | | Caterham 7 | 6:08.620 | 5 | D.N.F. | 71.09 | 1:08.696 | |
| 42 | C | John BENFIELD | | Caterham 7 | 3:59.808 | 3 | D.N.F. | 65.57 | 1:09.500 | |
| FASTEST LAP | | | | | | | | | | |
| 5 | A | Keith DUNN | | Caterham Superlight | 1:04.113 | 11 | 81.75mph | 131.57kph | | |
| 62 | C | Matt SHIRES | | Caterham 7 Supersport | 1:07.321 | 10 | 77.86mph | 125.30kph | | |
| 98 | B | Tim LAMB | | Caterham 7 | 1:08.761 | 5 | 76.22mph | 122.67kph | | |

Non-starters: 25 & 63
Cloudy/Dry

MST sports timing

Pembrey
Circuit Length = 1.4560 miles.
Start: 15:56

| | | |
|---|-----------|--|
| Clerk of Course:  16.52 | Stewards: | Timekeeper:  |
|---|-----------|--|

17.30

750 Motor Club Formula Vee Provisional Results Race 9

| POS | NO | CL | NAME | NAT | ENTRY | TIME | LAPS | GAP | MPH | BEST |
|----------------|----|----|-------------------|-----|------------------|-----------|------|----------|-------|-----------|
| 1 | 3 | | Craig DAVIS | | Sheane FV01 | 11:17.852 | 10 | | 77.32 | 1:06.547 |
| 2 | 22 | | Stephen GLASSWELL | | Sheane 97 | 11:23.510 | 10 | 5.658 | 76.68 | 1:06.976 |
| 3 | 59 | | Bill STENNING | | Spyder | 11:24.319 | 10 | 6.467 | 76.59 | 1:07.091 |
| 4 | 27 | | Nik BAATZ | | Sheane GAC | 11:24.369 | 10 | 6.517 | 76.59 | 1:07.153 |
| 5 | 47 | | William REDMAN | | Scarab | 11:27.526 | 10 | 9.674 | 76.23 | 1:07.605 |
| 6 | 91 | | Ian BUXTON | | Leastone | 11:30.396 | 10 | 12.544 | 75.92 | 1:07.007 |
| 7 | 65 | | Michael FENWICK | | Leastone JH002 | 11:34.578 | 10 | 16.726 | 75.46 | 1:07.618 |
| 8 | 83 | | Stephen DUSK | | Sheane | 11:34.713 | 10 | 16.861 | 75.45 | 1:07.503 |
| 9 | 94 | | Aaron ATKINS | | Sheane | 11:35.961 | 10 | 18.109 | 75.31 | 1:07.220 |
| 10 | 54 | | Ian FULLER | | Rossallini FV931 | 11:44.723 | 10 | 26.871 | 74.37 | 1:08.667 |
| 11 | 84 | | Enda O'BRIEN | | | 11:46.094 | 10 | 28.242 | 74.23 | 1:08.568 |
| 12 | 36 | | Peter KALPAKIOTIS | | Leastone AHS | 11:46.888 | 10 | 29.036 | 74.15 | 1:09.113 |
| 13 | 82 | | Robert DAGG | | Scarab Mk2 | 11:47.050 | 10 | 29.198 | 74.13 | 1:07.057 |
| 14 | 86 | | Richard HARRIS | | Sheane FV87 | 11:49.557 | 10 | 31.705 | 73.87 | 1:08.085 |
| 15 | 85 | | Tony DOWSON | | Sheane | 11:49.934 | 10 | 32.082 | 73.83 | 1:09.165 |
| 16 | 5 | | Jon RANDALL | | Kaimann | 12:06.077 | 10 | 48.225 | 72.19 | 1:06.718 |
| 17 | 20 | | Derek WILLETTS | | Falcon Mk2 | 12:10.729 | 10 | 52.877 | 71.73 | 1:10.631 |
| NOT CLASSIFIED | | | | | | | | | | |
| 70 | | | Nicholas BROWN | | Sheane 94 | 11:17.083 | 9 | D.N.F. | 69.67 | 1:11.220 |
| 43 | | | John STAPLETON | | Leastone JH002 | 9:31.695 | 8 | D.N.F. | 73.34 | 1:06.883 |
| 60 | | | Bob HIGGINS | | Sheane | 10:07.821 | 7 | D.N.F. | 60.36 | 1:14.887 |
| 45 | | | Bill BURNETT | | Sheane | 4:36.323 | 4 | D.N.F. | 75.87 | 1:06.416 |
| 87 | | | Mike PASCALL | | Sheane 2000 | 3:48.509 | 3 | D.N.F. | 68.81 | 1:08.131 |
| 39 | | | Lee ROUILLIER | | Leastone | 1:14.936 | 1 | D.N.F. | 69.94 | 1:14.936 |
| FASTEST LAP | | | | | | | | | | |
| 45 | | | Bill BURNETT | | Sheane | 1:06.416 | 3 | 78.92mph | | 127.01kph |

Non-starters; 7, 23 & 28
Cloudy/Dry

Pembrey
Circuit Length = 1.4560 miles.
Start: 16:28

MST sports timing

| | | |
|--|-----------|--|
| Clerk of Course:  1727 | Stewards: | Timekeeper:  |
|--|-----------|--|

Demon Tweeks/Yokohama/CCC Stock Hatch

Provisional Results Race 10

| POS | NO | CL | NAME | NAT | ENTRY | TIME | LAPS | GAP | MPH | BEST |
|-----|----|----|-----------------|-----|-------------------|-----------|------|----------|-------|----------|
| 1 | 65 | | Terry ROUGHTON | | Peugeot 205 GTi | 10:11.926 | 8 | | 68.52 | 1:14.895 |
| 2 | 28 | | Kevin HATCH | | Fiesta XR2 | 10:12.531 | 8 | 0.605 | 68.45 | 1:14.565 |
| 3 | 91 | | Steven GROOM | | Peugeot 205 GTi | 10:16.168 | 8 | 4.242 | 68.05 | 1:15.218 |
| 4 | 95 | | Andrew DUNLOP | | Fiesta XR2 | 10:16.815 | 8 | 4.889 | 67.98 | 1:14.622 |
| 5 | 90 | | Paul WILSON | | Fiesta XR2 | 10:18.857 | 8 | 6.931 | 67.75 | 1:15.198 |
| 6 | 76 | | Simon HARVEY | | Peugeot 205 GTi | 10:19.506 | 8 | 7.580 | 67.68 | 1:14.462 |
| 7 | 79 | | Gary PARKES | | Fiesta XR2 | 10:19.922 | 8 | 7.996 | 67.64 | 1:14.790 |
| 8 | 63 | | Patrick GROVE | | Peugeot 205 GTi | 10:20.329 | 8 | 8.403 | 67.59 | 1:14.987 |
| 9 | 30 | | Carl TOWNEND | | Peugeot 205 GTi | 10:20.839 | 8 | 8.913 | 67.54 | 1:15.150 |
| 10 | 29 | | John RICE | | Fiesta XR2 | 10:23.904 | 8 | 11.978 | 67.21 | 1:15.313 |
| 11 | 44 | | Martin ROGERS | | Fiesta XR2 | 10:25.956 | 8 | 14.030 | 66.99 | 1:15.700 |
| 12 | 85 | | Andrew BOWDEN | | Vauxhall Nova GSi | 10:30.064 | 8 | 18.138 | 66.55 | 1:16.022 |
| 13 | 40 | | John WAPLES | | Fiesta XR2i | 10:35.807 | 8 | 23.881 | 65.95 | 1:17.035 |
| 14 | 78 | | Charles COZENS | | Peugeot 1.4 XSi | 10:36.564 | 8 | 24.638 | 65.87 | 1:16.830 |
| 15 | 57 | | Richard HERBERT | | Fiesta XR2 | 10:36.979 | 8 | 25.053 | 65.83 | 1:16.869 |
| 16 | 72 | | Clifford PELLIN | | Fiesta XR2 | 10:37.725 | 8 | 25.799 | 65.75 | 1:16.716 |
| 17 | 46 | | Angus LOCK | | Peugeot 205 GTi | 10:45.574 | 8 | 33.648 | 64.95 | 1:17.540 |
| 18 | 66 | | David ROWE | | Rover Metro GTi | 10:46.082 | 8 | 34.156 | 64.90 | 1:18.362 |
| 19 | 77 | | Wayne BAILEY | | Peugeot 205 GTi | 10:46.591 | 8 | 34.665 | 64.85 | 1:18.256 |
| 20 | 45 | | Francis WOOD | | Peugeot 205 GTi | 11:15.101 | 8 | 1:03.175 | 62.11 | 1:21.000 |
| 21 | 20 | | Jonathan HOPPER | | Peugeot 205 GTi | 11:15.812 | 8 | 1:03.886 | 62.04 | 1:20.990 |
| 22 | 54 | | Michael WRIGHT | | Fiesta XR2 | 11:16.643 | 8 | 1:04.717 | 61.97 | 1:21.495 |

NOT CLASSIFIED

| | | | | | | | |
|----|---------------|------------|----------|---|--------|-------|----------|
| 84 | Marcus GIBSON | Fiesta XR2 | 8:01.475 | 6 | D.N.F. | 65.31 | 1:16.774 |
|----|---------------|------------|----------|---|--------|-------|----------|

FASTEST LAP

| | | | | | | |
|----|--------------|-----------------|----------|---|----------|-----------|
| 76 | Simon HARVEY | Peugeot 205 GTi | 1:14.462 | 5 | 70.39mph | 113.28kph |
|----|--------------|-----------------|----------|---|----------|-----------|

No 92 excluded: failure to slow down for black/yellow quartered flag.
 Cloudy/Dry

Non-starters: 32 & 96 Pembrey

Circuit Length = 1.4560 miles.
 Start: 16:48

MST sports timing

| | | |
|---|-----------|--|
| Clerk of Course:  17.33 | Stewards: | Timekeeper:  |
|---|-----------|--|

750 Motor Club Formula Vee Provisional Results Race 11

| POS | NO | CL | NAME | NAT | ENTRY | TIME | LAPS | GAP | MPH | BEST |
|-----|----|----|-------------------|-----|------------------|-----------|------|----------|-------|----------|
| 1 | 1 | | Jeremy CLARK | | Spyder GAC | 11:22.585 | 10 | | 76.79 | 1:06.337 |
| 2 | 6 | | Guy BELLINGHAM | | Scarab Mk2 | 11:25.415 | 10 | 2.830 | 76.47 | 1:06.004 |
| 3 | 2 | | Trevor WELSH | | Leastone 2001 | 11:27.942 | 10 | 5.357 | 76.19 | 1:06.442 |
| 4 | 34 | | David HALL | | SLS Group Sheane | 11:29.351 | 10 | 6.766 | 76.03 | 1:05.951 |
| 5 | 3 | | Craig DAVIS | | Sheane FV01 | 11:30.181 | 10 | 7.596 | 75.94 | 1:06.698 |
| 6 | 37 | | Paul MITSON | | Sheane | 11:34.809 | 10 | 12.224 | 75.43 | 1:06.501 |
| 7 | 49 | | Ian RABY | | Hawke DL | 11:34.911 | 10 | 12.326 | 75.42 | 1:07.904 |
| 8 | 27 | | Nik BAATZ | | Sheane GAC | 11:35.839 | 10 | 13.254 | 75.32 | 1:07.615 |
| 9 | 29 | | Stephen KERSHAW | | Leastone JH003 | 11:42.960 | 10 | 20.375 | 74.56 | 1:06.882 |
| 10 | 47 | | William REDMAN | | Scarab | 11:49.505 | 10 | 26.920 | 73.87 | 1:07.682 |
| 11 | 24 | | Alan ROBINSON | | Leastone AHS | 11:49.605 | 10 | 27.020 | 73.86 | 1:08.913 |
| 12 | 22 | | Stephen GLASSWELL | | Sheane 97 | 12:04.540 | 10 | 41.955 | 72.34 | 1:09.544 |
| 13 | 91 | | Ian BUXTON | | Leastone | 12:06.013 | 10 | 43.428 | 72.19 | 1:09.646 |
| 14 | 5 | | Jon RANDALL | | Kaimann | 12:06.541 | 10 | 43.956 | 72.14 | 1:09.426 |
| 15 | 59 | | Bill STENNING | | Spyder | 12:07.566 | 10 | 44.981 | 72.04 | 1:09.533 |
| 16 | 84 | | Enda O'BRIEN | | | 12:08.450 | 10 | 45.865 | 71.95 | 1:08.612 |
| 17 | 65 | | Michael FENWICK | | Leastone JH002 | 12:12.065 | 10 | 49.480 | 71.60 | 1:10.400 |
| 18 | 82 | | Robert DAGG | | Scarab Mk2 | 12:12.293 | 10 | 49.708 | 71.57 | 1:09.004 |
| 19 | 83 | | Stephen DUSK | | Sheane | 12:14.675 | 10 | 52.090 | 71.34 | 1:10.011 |
| 20 | 94 | | Aaron ATKINS | | Sheane | 12:27.520 | 10 | 1:04.935 | 70.12 | 1:11.288 |
| 21 | 86 | | Richard HARRIS | | Sheane FV87 | 12:27.580 | 10 | 1:04.995 | 70.11 | 1:10.726 |
| 22 | 36 | | Peter KALPAKIOTIS | | Leastone AHS | 12:28.424 | 10 | 1:05.839 | 70.03 | 1:11.647 |
| 23 | 54 | | Ian FULLER | | Rossallini FV931 | 12:37.114 | 10 | 1:14.529 | 69.23 | 1:10.262 |
| 24 | 85 | | Tony DOWSON | | Sheane | 11:36.322 | 9 | 1 LAP | 67.74 | 1:10.415 |

NOT CLASSIFIED

| | | | | | | | |
|----|-------------------|----------------|----------|---|--------|-------|----------|
| 18 | Ivan CASEY | Leastone JH003 | 6:57.768 | 6 | D.N.F. | 75.28 | 1:05.813 |
| 57 | Neil CHILLEYSTONE | Scarab Mk2 | 2:31.076 | 2 | D.N.F. | 69.39 | 1:10.987 |

FASTEST LAP

| | | | | | | |
|----|------------|----------------|----------|---|----------|-----------|
| 18 | Ivan CASEY | Leastone JH003 | 1:05.813 | 5 | 79.64mph | 128.17kph |
|----|------------|----------------|----------|---|----------|-----------|

Cloudy/Damp

MST sports timing

Pembrey
Circuit Length = 1.4560 miles.
Start: 11:27

| | | |
|---|-----------|--|
| Clerk of Course:  | Stewards: | Timekeeper:  |
|---|-----------|--|

13.10.

Demon Tweeks/Yokohama/CCC Stock Hatch Provisional Results Race 12

| POS | NO | CL | NAME | NAT | ENTRY | TIME | LAPS | GAP | MPH | BEST |
|-----|----|----|-----------------|-----|------------------|-----------|------|----------|-------|----------|
| 1 | 14 | | Mark DAVIES | | Peugeot 205 GTi | 12:27.014 | 10 | | 70.16 | 1:12.965 |
| 2 | 24 | | Tony SCARLETT | | Peugeot 106 SXi | 12:31.330 | 10 | 4.316 | 69.76 | 1:13.393 |
| 3 | 25 | | Pete MORGAN | | Fiesta XR2 | 12:31.926 | 10 | 4.912 | 69.70 | 1:12.775 |
| 4 | 33 | | Daniel NEIL | | Peugeot 205 GTi | 12:33.208 | 10 | 6.194 | 69.59 | 1:12.987 |
| 5 | 8 | | Steve GORDON | | Peugeot 106 XSi | 12:35.462 | 10 | 8.448 | 69.38 | 1:13.458 |
| 6 | 15 | | Darren BLUMSON | | Peugeot 205 GTi | 12:38.210 | 10 | 11.196 | 69.13 | 1:13.685 |
| 7 | 97 | | Andy HERRING | | Suzuki Swift GTi | 12:39.562 | 10 | 12.548 | 69.00 | 1:13.504 |
| 8 | 18 | | Roger EBDON | | Fiesta XR2 | 12:39.723 | 10 | 12.709 | 68.99 | 1:13.619 |
| 9 | 82 | | Alan THORNDYKE | | Peugeot 205 GTi | 12:42.723 | 10 | 15.709 | 68.72 | 1:13.772 |
| 10 | 6 | | Andy BURGESS | | Suzuki Swift GTi | 12:43.902 | 10 | 16.888 | 68.61 | 1:13.816 |
| 11 | 80 | | Mark HAMMERSLEY | | Fiesta XR2 | 12:48.706 | 10 | 21.692 | 68.18 | 1:13.378 |
| 12 | 23 | | Paul TIBBS | | Fiesta XR2 | 12:49.038 | 10 | 22.024 | 68.15 | 1:14.513 |
| 13 | 28 | | Kevin HATCH | | Fiesta XR2 | 12:49.058 | 10 | 22.044 | 68.15 | 1:13.247 |
| 14 | 13 | | James WARNER | | Fiesta XR2 | 12:49.480 | 10 | 22.466 | 68.11 | 1:13.958 |
| 15 | 10 | | Glenn STOKES | | Peugeot 106 | 12:49.990 | 10 | 22.976 | 68.07 | 1:14.293 |
| 16 | 47 | | Dave BALDING | | Fiesta XR2 | 12:50.060 | 10 | 23.046 | 68.06 | 1:14.376 |
| 17 | 65 | | Terry ROUGHTON | | Peugeot 205 GTi | 12:51.074 | 10 | 24.060 | 67.97 | 1:14.443 |
| 18 | 42 | | Chris AYRES | | Fiesta XR2 | 12:54.236 | 10 | 27.222 | 67.70 | 1:14.270 |
| 19 | 95 | | Andrew DUNLOP | | Fiesta XR2 | 12:54.550 | 10 | 27.536 | 67.67 | 1:14.281 |
| 20 | 90 | | Paul WILSON | | Fiesta XR2 | 13:06.332 | 10 | 39.318 | 66.65 | 1:14.908 |
| 21 | 79 | | Gary PARKES | | Fiesta XR2 | 13:06.442 | 10 | 39.428 | 66.65 | 1:15.271 |
| 22 | 63 | | Patrick GROVE | | Peugeot 205 GTi | 13:18.305 | 10 | 51.291 | 65.65 | 1:15.503 |
| 23 | 91 | | Steven GROOM | | Peugeot 205 GTi | 13:44.927 | 10 | 1:17.913 | 63.54 | 1:14.961 |
| 24 | 9 | | Paul SHEEHAN | | Peugeot 205 GTi | 13:08.075 | 9 | 1 LAP | 59.86 | 1:14.658 |

NOT CLASSIFIED

| | | | | | | | |
|----|--------------|-----------------|-----------|---|--------|-------|----------|
| 11 | Sean STANWAY | Fiesta XR2 | 11:30.754 | 9 | D.N.F. | 68.29 | 1:13.674 |
| 76 | Simon HARVEY | Peugeot 205 GTi | 9:15.422 | 7 | D.N.F. | 66.06 | 1:15.988 |

FASTEST LAP

| | | | | | | |
|----|-------------|------------|----------|---|----------|-----------|
| 25 | Pete MORGAN | Fiesta XR2 | 1:12.775 | 9 | 72.02mph | 115.91kph |
|----|-------------|------------|----------|---|----------|-----------|

Bright/Dry

MST sports timing

Pembrey
Circuit Length = 1.4560 miles.
Start: 11:48

| | | |
|---|-----------|--|
| Clerk of Course:  12.59 | Stewards: | Timekeeper:  |
|---|-----------|--|

12.55

Autoscribe Formula 750 Provisional Results Race 13

| POS | NO | CL | NAME | NAT | ENTRY | TIME | LAPS | GAP | MPH | BEST |
|-----|----|----|------------------|-----|--------------|-----------|------|----------|-------|----------|
| 1 | 2 | | Pete KNIPE | | DNC F750 | 11:07.223 | 10 | | 78.55 | 1:05.464 |
| 2 | 0 | | Mick HARRIS | | Darvi 877 | 11:09.555 | 10 | 2.332 | 78.28 | 1:04.978 |
| 3 | 3 | | Bob SIMPSON | | SS Reliant | 11:10.709 | 10 | 3.486 | 78.15 | 1:05.670 |
| 4 | 29 | | Chris GOUGH | | CGR1 | 11:24.229 | 10 | 17.006 | 76.60 | 1:06.552 |
| 5 | 1 | | Antony RAINE | | Centaur Mk16 | 11:30.306 | 10 | 23.083 | 75.93 | 1:06.257 |
| 6 | 11 | B | Andrew LAKE | | Darvi Mk5B | 11:40.377 | 10 | 33.154 | 74.84 | 1:08.251 |
| 7 | 30 | | Peter SLEIGHT | | Darvi Mk5 | 11:41.022 | 10 | 33.799 | 74.77 | 1:08.379 |
| 8 | 55 | B | Roger ROWE | | Centaur Mk20 | 11:42.343 | 10 | 35.120 | 74.63 | 1:08.063 |
| 9 | 77 | | Nige COWLEY | | Cowley MkIV | 12:02.245 | 10 | 55.022 | 72.57 | 1:08.580 |
| 10 | 16 | B | Paul MORRIS | | Darvi 92J | 12:13.636 | 10 | 1:06.413 | 71.44 | 1:08.375 |
| 11 | 50 | | Rodney HILL | | Mystic T4/21 | 12:14.261 | 10 | 1:07.038 | 71.38 | 1:11.607 |
| 12 | 27 | B | Sue BUXTON | | Darvi Mk5/97 | 12:15.062 | 10 | 1:07.839 | 71.30 | 1:10.990 |
| 13 | 41 | B | Charles VACY-ASH | | Arcos 9 | 11:37.689 | 9 | 1 LAP | 67.61 | 1:10.294 |
| 14 | 31 | B | Sean GRAHAM | | Marrow | 11:09.965 | 8 | 2 LAPS | 62.59 | 1:21.486 |

NOT CLASSIFIED

| | | | | | | | | |
|----|---|---------------|-----------|----------|---|--------|-------|----------|
| 42 | B | Martin KEMP | Darvi Mk6 | 7:38.043 | 6 | D.N.F. | 68.66 | 1:10.045 |
| 36 | B | Julian THOMAS | Le Tigre | | 0 | D.N.F. | N/A | |

FASTEST LAP

| | | | | | | | |
|----|---|-------------|--------------|----------|---|----------|-----------|
| 0 | | Mick HARRIS | Darvi 877 | 1:04.978 | 4 | 80.66mph | 129.82kph |
| 55 | B | Roger ROWE | Centaur Mk20 | 1:08.063 | 4 | 77.01mph | 123.93kph |

Non-starter: 57
Bright/Dry

MST sports timing

Pembrey
Circuit Length = 1.4560 miles.
Start: 12:13

| | | |
|--|-----------|--|
| Clerk of Course:  12:40 | Stewards: | Timekeeper:  |
|--|-----------|--|

13.15

Demon Tweeks/Yokohama/CCC Hot Hatch Provisional Results Race 14

| POS | NO | CL | NAME | NAT | ENTRY | TIME | LAPS | GAP | MPH | BEST |
|-----|----|----|-------------------|-----|--------------------|-----------|------|----------|-------|----------|
| 1 | 50 | B | John HAMMERSLEY | | Peugeot 205 GTi | 13:56.187 | 12 | | 75.22 | 1:08.440 |
| 2 | 82 | B | Guy FOULGER | | Citroen Saxo VTR | 13:59.004 | 12 | 2.817 | 74.96 | 1:08.215 |
| 3 | 15 | C | Darren BLUMSON | | Vauxhall Astra GTE | 14:05.932 | 12 | 9.745 | 74.35 | 1:09.412 |
| 4 | 14 | B | Martyn CULLEY | | Fiesta XR2 | 14:06.944 | 12 | 10.757 | 74.26 | 1:09.033 |
| 5 | 22 | B | Andy FELS | | Fiesta XR2 | 14:20.700 | 12 | 24.513 | 73.07 | 1:10.003 |
| 6 | 32 | B | Adrian LOWES | | Escort XR3 | 14:21.332 | 12 | 25.145 | 73.02 | 1:10.183 |
| 7 | 43 | B | Martin RUTHERFORD | | Fiesta XR2 | 14:23.192 | 12 | 27.005 | 72.86 | 1:10.087 |
| 8 | 31 | B | Lewis WILLIAMS | | Fiesta XR2 | 14:23.628 | 12 | 27.441 | 72.83 | 1:10.046 |
| 9 | 41 | B | Barrie CULLEY | | Fiesta XR2 | 14:24.381 | 12 | 28.194 | 72.76 | 1:10.219 |
| 10 | 51 | B | Simon HILL | | Peugeot 205 GTi | 14:24.534 | 12 | 28.347 | 72.75 | 1:08.814 |
| 11 | 84 | A | Mark BUSH | | Rover Metro GTi | 14:26.252 | 12 | 30.065 | 72.61 | 1:10.076 |
| 12 | 60 | A | Lee REYNOLDS | | Citroen AX GTi | 14:26.961 | 12 | 30.774 | 72.55 | 1:09.983 |
| 13 | 88 | A | Steve POLLEY | | Toyota Starlet | 14:41.397 | 12 | 45.210 | 71.36 | 1:11.145 |
| 14 | 44 | A | Marc GLIDDON | | Rover Metro GTi | 14:44.922 | 12 | 48.735 | 71.07 | 1:11.224 |
| 15 | 55 | C | Steve HORNER | | Fiesta RS 1800 | 14:47.655 | 12 | 51.468 | 70.86 | 1:11.861 |
| 16 | 23 | B | Stephen WOOD | | Peugeot 205 GTi | 14:59.379 | 12 | 1:03.192 | 69.93 | 1:12.422 |
| 17 | 69 | A | Steve ORCHARD | | Rover MG Metro | 15:03.794 | 12 | 1:07.607 | 69.59 | 1:12.876 |

NOT CLASSIFIED

| | | | | | | | | |
|----|---|-----------------|---------------|----------|---|--------|-------|----------|
| 6 | A | Mark CUNNINGHAM | Citroen AX GT | 6:16.076 | 5 | D.N.F. | 69.68 | 1:10.554 |
| 66 | B | Steve TREEN | Fiesta XR2 | 6:34.733 | 5 | D.N.F. | 66.39 | 1:14.332 |

FASTEST LAP

| | | | | | | | |
|----|---|----------------|--------------------|----------|---|----------|-----------|
| 82 | B | Guy FOULGER | Citroen Saxo VTR | 1:08.215 | 7 | 76.83mph | 123.66kph |
| 15 | C | Darren BLUMSON | Vauxhall Astra GTE | 1:09.412 | 4 | 75.51mph | 121.52kph |
| 60 | A | Lee REYNOLDS | Citroen AX GTi | 1:09.983 | 4 | 74.89mph | 120.53kph |

Non-starters: 33 & 77
Cloudy/Dry

MST sports timing

Pembrey
Circuit Length = 1.4560 miles.
Start: 12:33

| | | |
|---|-----------|--|
| Clerk of Course:  | Stewards: | Timekeeper:  |
|---|-----------|--|

Sports Racing & GT Challenge + Roadsports

Provisional Results Race 15

| POS | NO | CL | NAME | NAT | ENTRY | TIME | LAPS | GAP | MPH | BEST |
|-----|----|----|-----------------|-----|-----------------------|-----------|------|----------|-------|----------|
| 1 | 1 | SA | Cheng LIM | | Ram Cobra | 13:18.569 | 12 | | 78.76 | 1:05.216 |
| 2 | 21 | RC | Rick LLOYD | | Morgan +8 | 13:20.509 | 12 | 1.940 | 78.57 | 1:05.132 |
| 3 | 29 | RC | Keith AHLERS | | Morgan +8 | 13:35.027 | 12 | 16.458 | 77.17 | 1:04.947 |
| 4 | 57 | SA | Nick TAYLOR | | Gardner Douglas Cobra | 13:36.966 | 12 | 18.397 | 76.99 | 1:04.404 |
| 5 | 41 | RC | Mal DAVISON | | Porsche 993 | 13:37.443 | 12 | 18.874 | 76.94 | 1:05.619 |
| 6 | 2 | SA | Mark JORDAN | | Ram Cobra | 13:44.009 | 12 | 25.440 | 76.33 | 1:06.518 |
| 7 | 10 | SA | Tony CLINKARD | | Ram Cobra | 13:55.484 | 12 | 36.915 | 75.28 | 1:08.290 |
| 8 | 17 | SA | Mike WALKER | | Porsche 911 | 13:58.992 | 12 | 40.423 | 74.97 | 1:08.206 |
| 9 | 23 | RB | Stephen OLIVER | | Lotus Elise | 14:02.010 | 12 | 43.441 | 74.70 | 1:08.215 |
| 10 | 77 | RC | Robbie WATTS | | Renault Spider | 14:07.066 | 12 | 48.497 | 74.25 | 1:07.605 |
| 11 | 9 | SB | Richard ABELS | | Jaguar E Type | 14:29.915 | 12 | 1:11.346 | 72.30 | 1:10.538 |
| 12 | 24 | SB | Justin FLEMING | | Jaguar D Type Replica | 13:21.708 | 11 | 1 LAP | 71.91 | 1:11.122 |
| 13 | 3 | SC | Ken CULVERWELL | | Westfield 11 | 13:22.622 | 11 | 1 LAP | 71.83 | 1:10.041 |
| 14 | 99 | RC | Alex LIVESLEY | | Jensen Healey | 13:24.422 | 11 | 1 LAP | 71.67 | 1:10.887 |
| 15 | 32 | RA | Howard JONES | | Ginetta G4 | 13:41.977 | 11 | 1 LAP | 70.14 | 1:11.945 |
| 16 | 4 | SB | Tim BURNETT | | Jaguar C Type Replica | 13:45.789 | 11 | 1 LAP | 69.82 | 1:11.850 |
| 17 | 22 | SA | Phillip HAMMOND | | Dax Cobra | 13:57.727 | 11 | 1 LAP | 68.82 | 1:13.645 |
| 18 | 33 | RA | Rob MOODY | | Turner MkII | 14:00.468 | 11 | 1 LAP | 68.60 | 1:13.724 |
| 19 | 7 | SA | Graham PADDICK | | Lotus 23B Replica | 14:03.856 | 11 | 1 LAP | 68.32 | 1:10.511 |
| 20 | 39 | RB | Barrie CARTER | | MGA | 14:33.322 | 11 | 1 LAP | 66.02 | 1:16.016 |
| 21 | 20 | SC | Alan WILKINSON | | Westfield 11 | 13:37.247 | 10 | 2 LAPS | 64.13 | 1:17.772 |

NOT CLASSIFIED

| | | | | | | | | |
|----|----|-------------------|-------------------|-----------|----|--------|-------|----------|
| 6 | RC | Martin HOPE | Renault Spider | 12:55.701 | 11 | D.N.F. | 74.33 | 1:07.352 |
| 12 | SA | Alex TAYLOR | Noble 23 | 5:57.531 | 5 | D.N.F. | 73.30 | 1:07.408 |
| 11 | SA | Trevor TAYLOR | GTD 40 | 1:19.850 | 1 | D.N.F. | 65.64 | 1:19.850 |
| 71 | SB | Henry LAWSON | Ram D Type | 1:20.061 | 1 | D.N.F. | 65.47 | 1:20.061 |
| 18 | SA | Michael SHOBRIDGE | DWR Cobra Replica | 1:33.178 | 1 | D.N.F. | 56.25 | 1:33.178 |

FASTEST LAP

| | | | | | | | |
|----|----|----------------|-----------------------|----------|---|----------|-----------|
| 57 | SA | Nick TAYLOR | Gardner Douglas Cobra | 1:04.404 | 7 | 81.38mph | 130.97kph |
| 29 | RC | Keith AHLERS | Morgan +8 | 1:04.947 | 7 | 80.70mph | 129.88kph |
| 23 | RB | Stephen OLIVER | Lotus Elise | 1:08.215 | 6 | 76.83mph | 123.66kph |
| 3 | SC | Ken CULVERWELL | Westfield 11 | 1:10.041 | 9 | 74.83mph | 120.43kph |
| 9 | SB | Richard ABELS | Jaguar E Type | 1:10.538 | 8 | 74.30mph | 119.58kph |
| 32 | RA | Howard JONES | Ginetta G4 | 1:11.945 | 3 | 72.85mph | 117.25kph |

Cloudy/Dry

MST sports timing

Pembrey
Circuit Length = 1.4560 miles.
Start: 13:59

| | | |
|---|-----------|--|
| Clerk of Course:  14.36 | Stewards: | Timekeeper:  |
|---|-----------|--|

750 Motor Club Formula Four Provisional Results Race 16

| POS | NO | CL | NAME | NAT | ENTRY | TIME | LAPS | GAP | MPH | BEST |
|-----|----|----|-----------------|-----|-----------------|-----------|------|--------|-------|----------|
| 1 | 3 | A | Erwin SMIECH | | Reynard SF86 | 12:02.082 | 12 | | 87.10 | 59.116 |
| 2 | 21 | A | Andy SCHULZ | | Chevron B67 | 12:11.937 | 12 | 9.855 | 85.93 | 58.767 |
| 3 | 17 | A | Ray GARDNER | | Van Diemen RF86 | 12:33.062 | 12 | 30.980 | 83.52 | 1:01.168 |
| 4 | 42 | D | David FRICKER | | Van Diemen RF97 | 12:36.096 | 12 | 34.014 | 83.18 | 1:01.697 |
| 5 | 26 | D | Barry POMFRET | | Van Diemen RF98 | 12:40.887 | 12 | 38.805 | 82.66 | 1:01.931 |
| 6 | 6 | D | John MOORE | | Forest MOT VD95 | 12:50.636 | 12 | 48.554 | 81.62 | 1:02.275 |
| 7 | 38 | D | Steve TAYLOR | | Van Diemen RF96 | 12:53.305 | 12 | 51.223 | 81.33 | 1:02.046 |
| 8 | 91 | A | David HEALEY | | Delta T92 | 12:57.209 | 12 | 55.127 | 80.93 | 1:02.809 |
| 9 | 40 | A | David LONGSTAFF | | Ray 89F | 12:57.309 | 12 | 55.227 | 80.91 | 1:02.227 |
| 10 | 44 | A | Clive YORATH | | Magnum | 12:05.318 | 11 | 1 LAP | 79.49 | 1:03.370 |
| 11 | 29 | B | Andrew LEVISTON | | Van Diemen RF82 | 12:21.578 | 11 | 1 LAP | 77.75 | 1:05.166 |

NOT CLASSIFIED

| | | | | | | | | |
|----|---|-----------------|-----------------|-----------|----|--------|-------|----------|
| 23 | D | Matthew PAYNE | Van Diemen | 10:52.232 | 10 | D.N.F. | 80.36 | 1:02.972 |
| 69 | D | Ray MOORE | Van Diemen RF93 | 7:32.361 | 7 | D.N.F. | 81.11 | 1:01.931 |
| 22 | D | Kevin GILLESPIE | Van Diemen 97 | 3:32.331 | 3 | D.N.F. | 74.05 | 1:06.309 |

FASTEST LAP

| | | | | | | | |
|----|---|-----------------|-----------------|----------|----|----------|-----------|
| 21 | A | Andy SCHULZ | Chevron B67 | 58.767 | 10 | 89.19mph | 143.54kph |
| 42 | D | David FRICKER | Van Diemen RF97 | 1:01.697 | 6 | 84.95mph | 136.72kph |
| 29 | B | Andrew LEVISTON | Van Diemen RF82 | 1:05.166 | 10 | 80.43mph | 129.44kph |

Non-starters: 11, 12 & 18
Cloudy/Dry

Pembrey
Circuit Length = 1.4560 miles.
Start: 14:32

MST sports timing

| | | |
|---|-----------|--|
| Clerk of Course:  14 55 | Stewards: | Timekeeper:  |
|---|-----------|--|

750 Motor Club Locost Provisional Results Race 17

| POS | NO | CL | NAME | NAT | ENTRY | TIME | LAPS | GAP | MPH | BEST |
|-----|----|----|-------------------|-----|--------|-----------|------|----------|-------|----------|
| 1 | 33 | | Glenn BOYER | | Locost | 15:05.791 | 12 | | 69.44 | 1:14.069 |
| 2 | 15 | | Richard CARTLEDGE | | Locost | 15:13.350 | 12 | 7.559 | 68.86 | 1:14.866 |
| 3 | 20 | | Tony CHERRINGTON | | Locost | 15:13.599 | 12 | 7.808 | 68.84 | 1:14.244 |
| 4 | 12 | | Andrew CRAPNELL | | Locost | 15:31.496 | 12 | 25.705 | 67.52 | 1:15.726 |
| 5 | 27 | | Alex HUGHES | | Locost | 15:32.973 | 12 | 27.182 | 67.41 | 1:15.848 |
| 6 | 28 | | Alex EACOCK | | Locost | 15:39.206 | 12 | 33.415 | 66.97 | 1:14.336 |
| 7 | 10 | | Bill ROUILLIER | | Locost | 15:41.831 | 12 | 36.040 | 66.78 | 1:16.853 |
| 8 | 40 | | William ROUILLIER | | Locost | 15:41.965 | 12 | 36.174 | 66.77 | 1:13.949 |
| 9 | 87 | | Alan YEARLEY | | Locost | 15:42.110 | 12 | 36.319 | 66.76 | 1:15.329 |
| 10 | 66 | | Keith O'BRIEN | | Locost | 15:43.076 | 12 | 37.285 | 66.69 | 1:15.979 |
| 11 | 29 | | John SUCKLING | | Locost | 15:45.529 | 12 | 39.738 | 66.52 | 1:16.183 |
| 12 | 25 | | Dominic O'DONNELL | | Locost | 15:46.409 | 12 | 40.618 | 66.46 | 1:15.378 |
| 13 | 51 | | Helen SAUNDERS | | Locost | 16:23.620 | 12 | 1:17.829 | 63.94 | 1:16.726 |
| 14 | 22 | | Ivan THOMAS | | Locost | 15:13.203 | 11 | 1 LAP | 63.13 | 1:20.962 |
| 15 | 23 | | Janet SHERRY | | Locost | 15:28.205 | 11 | 1 LAP | 62.11 | 1:20.673 |
| 16 | 21 | | Mark BENTON | | Locost | 15:32.983 | 11 | 1 LAP | 61.79 | 1:22.644 |
| 17 | 34 | | Ian GIBSON | | Locost | 16:06.638 | 11 | 1 LAP | 59.64 | 1:25.408 |
| 18 | 35 | | Royce GREY | | Locost | 16:07.510 | 10 | 2 LAPS | 54.17 | 1:32.375 |

NOT CLASSIFIED

| | | | | | | | |
|----|----------------|--------|-----------|----|--------|-------|----------|
| 39 | Colin BECKWITH | Locost | 13:43.407 | 10 | D.N.F. | 63.65 | 1:16.426 |
| 13 | Chris JAMES | Locost | 6:40.889 | 5 | D.N.F. | 65.37 | 1:16.886 |
| 26 | Danny CASSAR | Locost | 5:22.104 | 4 | D.N.F. | 65.09 | 1:15.453 |

FASTEST LAP

| | | | | | | |
|----|-------------------|--------|----------|---|----------|-----------|
| 40 | William ROUILLIER | Locost | 1:13.949 | 8 | 70.88mph | 114.07kph |
|----|-------------------|--------|----------|---|----------|-----------|

No 66 includes 2 second penalty - yellow flag infringement
Bright/Dry

MST sports timing

Pembrey
Circuit Length = 1.4560 miles.
Start: 14:53

| | | |
|---|-----------|--|
| Clerk of Course:  15 49 | Stewards: | Timekeeper:  |
|---|-----------|--|

grg.com Kit Cars
Provisional Results Race 19

| POS | NO | CL | NAME | NAT | ENTRY | TIME | LAPS | GAP | MPH | BEST |
|-----|----|----|---------------------|-----|-----------------|-----------|------|----------|-------|----------|
| 1 | 7 | C | Jonathan EDWARDS | | Westfield SE | 13:28.612 | 12 | | 77.78 | 1:06.145 |
| 2 | 2 | C | Clive HUDSON | | Sylva Phoenix | 13:31.351 | 12 | 2.739 | 77.52 | 1:06.212 |
| 3 | 53 | C | Andrew HILEY | | Locost | 13:37.575 | 12 | 8.963 | 76.93 | 1:06.418 |
| 4 | 11 | C | Andrew OWEN | | Sylva Phoenix | 13:39.262 | 12 | 10.650 | 76.77 | 1:06.251 |
| 5 | 60 | A | Andy STERLING | | Dax Rush | 13:40.491 | 12 | 11.879 | 76.66 | 1:06.666 |
| 6 | 15 | C | Simon CHILDS | | Sylva Phoenix | 13:41.901 | 12 | 13.289 | 76.52 | 1:06.771 |
| 7 | 75 | A | Matthew LEWIS | | Eldon Roadster | 13:44.088 | 12 | 15.476 | 76.32 | 1:06.328 |
| 8 | 51 | A | Tony ABSOLOM | | Sylva Striker | 13:59.669 | 12 | 31.057 | 74.91 | 1:07.319 |
| 9 | 25 | C | Jonathan BARNETT | | Sylva Phoenix | 14:02.357 | 12 | 33.745 | 74.67 | 1:08.366 |
| 10 | 17 | C | Dave DEVINE | | Sylva Phoenix | 14:03.132 | 12 | 34.520 | 74.60 | 1:07.410 |
| 11 | 84 | A | Christopher BROWN | | Westfield SE | 14:20.608 | 12 | 51.996 | 73.08 | 1:08.932 |
| 12 | 99 | C | Edward HASLER | | Westfield SEIW | 14:25.999 | 12 | 57.387 | 72.63 | 1:09.182 |
| 13 | 90 | C | Tony SOUTHGATE | | Sylva Phoenix | 14:32.669 | 12 | 1:04.057 | 72.07 | 1:09.166 |
| 14 | 31 | C | Richard DAW | | Procomp LA Gold | 14:33.247 | 12 | 1:04.635 | 72.02 | 1:08.979 |
| 15 | 29 | C | John SIMS | | Westfield SE | 14:38.477 | 12 | 1:09.865 | 71.60 | 1:09.837 |
| 16 | 5 | C | Nigel BROWN | | Leader 400 | 14:39.048 | 12 | 1:10.436 | 71.55 | 1:10.780 |
| 17 | 13 | A | Paul-andre BLUNDELL | | Westfield SE | 13:50.604 | 11 | 1 LAP | 69.41 | 1:12.297 |

NOT CLASSIFIED

| | | | | | | | | |
|----|---|----------------|-------------------|-----------|----|--------|-------|----------|
| 77 | A | Mark OWEN | Sylva Striker Mk3 | 12:37.685 | 11 | D.N.F. | 76.09 | 1:05.144 |
| 82 | A | Dan COMPTON | Sylva Mk2 | 8:51.836 | 7 | D.N.F. | 68.99 | 1:08.695 |
| 37 | A | David ROBINSON | Sylva Striker | 4:34.583 | 4 | D.N.F. | 76.35 | 1:05.798 |
| 69 | A | Nick CRADDOCK | Sylva Phoenix | 2:37.425 | 2 | D.N.F. | 66.59 | 1:10.557 |

FASTEST LAP

| | | | | | | | |
|----|---|------------------|-------------------|----------|----|----------|-----------|
| 77 | A | Mark OWEN | Sylva Striker Mk3 | 1:05.144 | 3 | 80.46mph | 129.49kph |
| 7 | C | Jonathan EDWARDS | Westfield SE | 1:06.145 | 11 | 79.24mph | 127.53kph |

Bright/Dry

MST sports timing

Pembrey
 Circuit Length = 1.4560 miles.
 Start: 15:17

| | | |
|--|-----------|--|
| Clerk of Course:  15.58 | Stewards: | Timekeeper:  |
|--|-----------|--|

Sports Racing & GT Challenge

Provisional Results Race 20

| POS | NO | CL | NAME | NAT | ENTRY | TIME | LAPS | GAP | MPH | BEST |
|----------------|----|----------------|-----------------|-----------------------|-----------------------|-----------|----------|-----------|----------|----------|
| 1 | 1 | A | Cheng LIM | | Ram Cobra | 8:50.762 | 8 | | 79.00 | 1:05.251 |
| 2 | 57 | A | Nick TAYLOR | | Gardner Douglas Cobra | 8:51.012 | 8 | 0.250 | 78.96 | 1:04.597 |
| 3 | 2 | A | Mark JORDAN | | Ram Cobra | 9:06.594 | 8 | 15.832 | 76.71 | 1:06.309 |
| 4 | 10 | A | Tony CLINKARD | | Ram Cobra | 9:18.531 | 8 | 27.769 | 75.07 | 1:08.706 |
| 5 | 17 | A | Mike WALKER | | Porsche 911 | 9:20.173 | 8 | 29.411 | 74.85 | 1:07.945 |
| 6 | 71 | B | Henry LAWSON | | Ram D Type | 9:31.913 | 8 | 41.151 | 73.32 | 1:08.625 |
| 7 | 9 | B | Richard ABELS | | Jaguar E Type | 9:32.166 | 8 | 41.404 | 73.28 | 1:09.744 |
| 8 | 12 | A | Alex TAYLOR | | Noble 23 | 9:41.282 | 8 | 50.520 | 72.13 | 1:07.479 |
| 9 | 3 | C | Ken CULVERWELL | | Westfield 11 | 9:41.766 | 8 | 51.004 | 72.07 | 1:11.043 |
| 10 | 4 | B | Tim BURNETT | | Jaguar C Type Replica | 9:56.429 | 8 | 1:05.667 | 70.30 | 1:12.753 |
| 11 | 22 | A | Phillip HAMMOND | | Dax Cobra | 10:06.337 | 8 | 1:15.575 | 69.15 | 1:13.157 |
| 12 | 20 | C | Alan WILKINSON | | Westfield 11 | 9:12.320 | 7 | 1 LAP | 66.43 | 1:15.979 |
| NOT CLASSIFIED | | | | | | | | | | |
| 7 | A | Graham PADDICK | | Lotus 23B Replica | 8:48.965 | 7 | D.N.F. | 69.36 | 1:13.241 | |
| FASTEST LAP | | | | | | | | | | |
| 57 | A | Nick TAYLOR | | Gardner Douglas Cobra | 1:04.597 | 6 | 81.14mph | 130.58kph | | |
| 71 | B | Henry LAWSON | | Ram D Type | 1:08.625 | 2 | 76.38mph | 122.92kph | | |
| 3 | C | Ken CULVERWELL | | Westfield 11 | 1:11.043 | 2 | 73.78mph | 118.73kph | | |

Non-starter: 11, 18 & 24
Bright/Dry

MST sports timing

Pembrey
Circuit Length = 1.4560 miles.
Start: 16:28

| | | |
|---|-----------|--|
| Clerk of Course:  642 | Stewards: | Timekeeper:  |
|---|-----------|--|

Demon Tweeks/Yokohama/CCC Hot Hatch Provisional Results Race 21

| POS | NO | CL | NAME | NAT | ENTRY | TIME | LAPS | GAP | MPH | BEST |
|-----|----|----|-----------------|-----|--------------------|-----------|------|----------|-------|----------|
| 1 | 82 | B | Guy FOULGER | | Citroen Saxo VTR | 14:02.128 | 12 | | 74.69 | 1:09.043 |
| 2 | 50 | B | John HAMMERSLEY | | Peugeot 205 GTi | 14:03.838 | 12 | 1.710 | 74.53 | 1:08.793 |
| 3 | 15 | C | Darren BLUMSON | | Vauxhall Astra GTE | 14:08.296 | 12 | 6.168 | 74.14 | 1:09.599 |
| 4 | 22 | B | Andy FELLS | | Fiesta XR2 | 14:11.840 | 12 | 9.712 | 73.83 | 1:09.251 |
| 5 | 51 | B | Simon HILL | | Peugeot 205 GTi | 14:12.074 | 12 | 9.946 | 73.81 | 1:08.624 |
| 6 | 41 | B | Barrie CULLEY | | Fiesta XR2 | 14:21.446 | 12 | 19.318 | 73.01 | 1:10.533 |
| 7 | 32 | B | Adrian LOWES | | Escort XR3 | 14:22.957 | 12 | 20.829 | 72.88 | 1:10.431 |
| 8 | 14 | B | Martyn CULLEY | | Fiesta XR2 | 14:23.178 | 12 | 21.050 | 72.86 | 1:09.804 |
| 9 | 31 | B | Lewis WILLIAMS | | Fiesta XR2 | 14:24.285 | 12 | 22.157 | 72.77 | 1:10.220 |
| 10 | 6 | A | Mark CUNNINGHAM | | Citroen AX GT | 14:29.618 | 12 | 27.490 | 72.33 | 1:10.166 |
| 11 | 44 | A | Marc GLIDDON | | Rover Metro GTi | 14:45.641 | 12 | 43.513 | 71.02 | 1:11.791 |
| 12 | 84 | A | Mark BUSH | | Rover Metro GTi | 14:48.059 | 12 | 45.931 | 70.82 | 1:11.245 |
| 13 | 23 | B | Stephen WOOD | | Peugeot 205 GTi | 14:48.953 | 12 | 46.825 | 70.75 | 1:12.220 |
| 14 | 88 | A | Steve POLLEY | | Toyota Starlet | 14:53.863 | 12 | 51.735 | 70.36 | 1:11.663 |
| 15 | 69 | A | Steve ORCHARD | | Rover MG Metro | 15:09.804 | 12 | 1:07.676 | 69.13 | 1:13.724 |

NOT CLASSIFIED

| | | | | | | | | |
|----|---|-------------------|----------------|-----------|---|--------|-------|----------|
| 60 | A | Lee REYNOLDS | Citroen AX GTi | 10:53.860 | 9 | D.N.F. | 72.14 | 1:10.806 |
| 43 | B | Martin RUTHERFORD | Fiesta XR2 | 7:10.187 | 6 | D.N.F. | 73.10 | 1:09.403 |
| 55 | C | Steve HORNER | Fiesta RS 1800 | 6:45.613 | 5 | D.N.F. | 64.61 | 1:13.135 |

FASTEST LAP

| | | | | | | | |
|----|---|-----------------|--------------------|----------|---|----------|-----------|
| 51 | B | Simon HILL | Peugeot 205 GTi | 1:08.624 | 3 | 76.38mph | 122.92kph |
| 15 | C | Darren BLUMSON | Vauxhall Astra GTE | 1:09.599 | 4 | 75.31mph | 121.20kph |
| 6 | A | Mark CUNNINGHAM | Citroen AX GT | 1:10.166 | 7 | 74.70mph | 120.22kph |

Non-starter: 66

No 50 includes 2 second penalty - contact with car 82

MST sports timing

Pembrey
Circuit Length = 1.4560 miles.
Start: 16:42

| | | |
|---|-----------|--|
| Clerk of Course:  | Stewards: | Timekeeper:  |
|---|-----------|--|