


CHAMPIONSHIP CAR RACES



OFFICIAL PROGRAMME

SNETTERTON

June 16/17

£2.00



This meeting is held under the General Regulations of the MSA (incorporating the provisions of the International Sporting Code of the FIA) and the Supplementary Regulations, Final Instructions and any written instructions which the Organisers issue for the race meeting. MSA Permit No: 6798

RACE MEETING OFFICIALS

MSA STEWARD

J.M.Ledster

CLERKS OF COURSE

R.Adaway

DEPUTY CLERKS

J.Smith

J.Floyd

DRIVING STANDARDS

OBSERVERS

K.Messer

E.Minhinnick

CLUB STEWARDS

V.Ayres

L.Jones

TIMEKEEPERS

T.Stevens (Chief)

A.Stevens

A.Hancock

R.Adie

D.Evans

SCRUTINEERS

D.F.D.Smith (Chief)

D.Lovie

R.Blackmore

I.Brocklesby

R.Byatt

C.Baker

M.Hoggarth

W.Cass

INCIDENT OFFICER

A.Bennett

CHIEF MARSHAL

P.Harding

CHIEF OBSERVER

P. Stenning

CHIEF MEDICAL OFFICER

Prof. C.Loveday

RACE RESCUE UNIT

750 Motor Club

COMMENTATOR

L.Beales

SECRETARY OF THE MEETING

Robin Knight

MARSHALS

750 Motor Club

BMRMC & friends

BREAKDOWN UNITS

Red Rocket Recovery

APPROXIMATE TIMETABLE

SATURDAY 16TH JUNE

Practice Sessions

	Time
750 Motor Club Sports 2000 Championship	9.00
Demon Tweeks/Yokohama/CCC Stock Hatch Championship - session A	9.25
Demon Tweeks/Yokohama/CCC Stock Hatch Championship - session B	9.50
Kelsport/Lotus Club Roadsports Championship	10.15
750 Motor Club 750 Trophy Championship	10.40
Roadgoing bike-engined cars	11.05
750 Motor Club Formula 4 Championship	11.30
grg.com Kit Car Championship	11.55

Races

	Time
1: 750 Motor Club Sports 2000 Championship	1.20
2: Demon Tweeks/Yokohama/CCC Stock Hatch Championship - Heat	1.45
3: Kelsport/Lotus Club Roadsports Championship	2.15
4: 750 Motor Club 750 Trophy Championship	2.40
5: Roadgoing bike-engined cars	3.05
6: Demon Tweeks/Yokohama/CCC Stock Hatch Championship - Final	3.35
7: 750 Motor Club Formula 4 Championship	4.00
8: grg.com Kit Car Championship	4.30

The organisers reserve the right, with the permission of the Stewards of the Meeting and/or the Clerk of Course, to change the order in which events are run and to postpone, cancel or abandon the meeting or any part thereof.


This meeting is promoted by
Octagon Motorsport

Race 1

15 Laps

750 MC Sports 2000 Championship

NO	DRIVER	CAR DETAILS	CCS	HOMETOWN	CLUB
3	Richard Atkinson	Nemesis RME 97/98	2000	Shirley	750
4	Mike Fry	Brytec Bullet	1000	Manchester	750
6	Nick Barnett	Lola T86/90	2000	Ashford	750
8	Alan Lancaster	IJAL 98	1600	Fleet	750
10	David Enderby	Bowlby VS 91	2000	London	750
21	Denis Coomber	Halliday JF2	2000	Horesbridge	750
23	Mark Marsh	Radical 1100	1100	Aylesbury	750
24	Ian Whiteside	GRM2	1052	Bugbrooke	750
25	David Meek	Mallock Mk24B	1300	Towcester	750
76	Stephen Marshall	Bowlby	2000	Aylesbury	750
77	Graham Onion	Phantom P94	2000	Hixon	750



The 750 Motor Club Sports 2000 Championship is for front or rear engine two seater sports racing cars using a wide variety of engines (Ford Zetec, 1700cc Ford Xflow, Ford YAC, Ford 'Pinto', Vauxhall 16v 2 litre, Rover 1600 'K' series and production motorcycle engines of up to 146 bhp). Cars may be converted Sports 200, Clubmans, Vauxhall Supersports or other proprietary makes, plus purpose-built specials. To help even-out performance differences there are minimum weights for each category and the top three in each race will be awarded ballast for future races.

Races 2/6 & 9/13 10 Laps

Demon Tweeks/Yokohama/CCC Stock Hatch Championship

NO	DRIVER	CAR DETAILS	CCS	HOMETOWN	CLUB
5	Gordon Macmillan	Peugeot 205 GTi	1580	Longworth	750
6	Andy Burgess	Suzuki Swift GTi	1300	Crawley	750
8	Steve Gordon	Peugeot 106 XSi	1600	Southampton	750
9	Paul Sheehan	Peugeot 205 GTi	1600	Coundon	750
11	Sean Stanway	Fiesta XR2	1600	Chelmsford	750
12	Matthew Potter	Peugeot 205 GTi	1600	Iver	750
13	James Warner	Fiesta XR2	1600	Hassocks	750
14	Mark Davies	Peugeot 205 GTi	1600	Mirfield	750
15	Darren Blumson	Peugeot 205 GTi	1580	Reigate	750
19	Matthew Lewis	Fiesta XR2	1600	Leatherhead	750
23	Paul Tibbs	Fiesta XR2	1600	Spalding	750
24	Tony Scarlett	Peugeot 106 SXi	1587	Scholes	750
25	Pete Morgan	Fiesta XR2	1600	Wrexham	750
30	Carl Townend	Peugeot 205 GTi	1580	Ecclesfield	750
32	Daniel Adderley	Peugeot 205 GTi	1598	Witney	750
33	Daniel Neil	Peugeot 205 GTi	1600	Loughton	750
34	Chris Ball	Fiesta XR2	1600	Bournemouth	750
38	Phillip Becker	Fiesta XR2i	1600	Henlow	750
43	Jason Watkins	Fiesta XR2	1600	Chelmsford	750
44	Martin Rogers	Fiesta XR2	1600	Maidenhead	750
47	Dave Balding	Fiesta XR2	1600	South Woodham	750
60	Craig Shepherd	Fiesta XR2	1600	Braintree	750
63	Patrick Grove	Peugeot 205 GTi	1600	Tewkesbury	750
65	Terry Roughton	Peugeot 205 GTi	1580	Wisbech	750
67	Mark Alden	Fiesta XR2	1600	Manchester	750
68	Tony Taylor	Peugeot 205 GTi	1580	Ware	750
69	Tim Harradine	Fiesta XR2	1600	Royston	750
76	Simon Harvey	Peugeot 205 GTi	1580	New Haw	750
82	Alan Thorndyke	Peugeot 205 GTi	1600	Stanford -le- Hope	750
89	Nick Joyce	Fiesta XR2	1600	Wellesbourne	750
91	Steven Groom	Peugeot 205 GTi	1600	Walkern	750
92	Paul McMillan	Peugeot 205 GTi	1600	Wisbech	750
97	Andy Herring	Suzuki Swift GTi	1298	Wymondham	750

The drivers above are in the 1st Stock Hatch practice session, those on the next page are in the 2nd one.
The split for the grids will be decided after practice.

Demon Tweeks, Yokohama tyres & Cars & Car Conversions magazine are the main sponsors for the Stock Hatch Championship, which in its 4th year continues to be one of the most popular saloon car championships in the UK. The use of standard engine & gearbox, a 'control' Yokohama A539 tyre and a weight penalty for leading cars ensures close racing at very affordable cost.

Races 2/6 & 9/13 10 Laps

Demon Tweeks/Yokohama/CCC Stock Hatch Championship

NO	DRIVER	CAR DETAILS	CCS	HOMETOWN	CLUB
0	Bill Gregory	Ford Fiesta XR2	1600	Leighton Buzzard	750
4	Steve Wright	Peugeot 205 GTi	1600	Canvey Island	750
16	James Blacksell	Peugeot 205 GTi	1600	Ardleigh	750
22	Hilary Howlett	Peugeot 106 XSi	1587	Dereham	750
27	Richard Warner	Fiesta XR2	1600	Northwich	750
29	John Rice	Fiesta XR2	1600	Keynsham	750
35	Andrew Thorpe	Fiesta XR2	1600	Ilkley	750
36	Tim Marshall	Peugeot 205 GTi	1580	Hinckley	750
37	Christopher Bettis	Vauxhall Nova GSi	1600	Basildon	750
40	John Waples	Fiesta XR2i	1600	Crawley	750
41	Nigel Hunt	Peugeot 205 GTi	1600	Alvaston	750
46	Angus Lock	Peugeot 205 GTi	1580	Middle Barton	750
48	Mark Schofield	Peugeot 205 GTi	1580	Bury St Edmunds	750
49	Paul Gorolini	Fiesta XR2	1600	Broxbourne	750
55	Tony Headland	Fiesta XR2	1600	Norwich	750
57	Richard Herbert	Fiesta XR2	1600	Leighton Buzzard	750
61	Leslie Ott	Fiesta XR2i	1600	South Woodford	750
62	Andrew Miller	Fiesta XR2	1600	Tring	750
64	Peter Hands	Fiesta XR2	1600	Oxford	750
72	Clifford Pellin	Fiesta XR2	1600	Canvey Island	750
75	Simon Bowyer	Fiesta XR2	1597	Islington	750
77	Wayne Bailey	Peugeot 205 GTi	1600	Iver	750
78	Charles Cozens	Peugeot 1.4 XSi	1360	Chippenham	750
79	Gary Parkes	Fiesta XR2	1597	Lincoln	750
81	Matthew Perks	Fiesta XR2	1600	Chelmsford	750
83	Ian Kay	Fiesta XR2	1600	Chelmsford	750
84	Marcus Gibson	Fiesta XR2	1600	Redditch	750
85	Andrew Bowden	Vauxhall Nova GSi	1600	Slough	750
88	Ian Oakes	Vauxhall Nova GTE	1600	Bletchley	750
94	Terry Friel	Fiesta XR2	1600	Leyton	750
96	Gareth Wright	Fiesta XR2	1600	Wisbech	750
98	Anthony Ridd	Suzuki Swift GTi	1300	Maidstone	750


Demon Tweeks, Yokohama tyres & Cars & Car Conversions magazine are the main sponsors for the Stock Hatch Championship, which in its 4th year continues to be one of the most popular saloon car championships in the UK. The use of standard engine & gearbox, a 'control' Yokohama A539 tyre and a weight penalty for leading cars ensures close racing at very affordable cost.

Race 3

12 Laps

Roadsports Championship

NO	CLS	DRIVER	CAR DETAILS	CCS	HOMETOWN	CLUB
2	C	Rick Lloyd	Morgan + 8	4600	Burley	750
3	C	Pat Thomas	Lotus Exige	1800	Spalding	750
5	B	Dean Lanzante	Lotus Elise	1800	Farnham	750
6	C	Martin Hope	Renault Spider	2000	Alton	750
9	A	Pete Richards	Clan Crusader	998	March	750
11	C	Mal Davison	Porsche 993	3600T	Tamworth	750
13	C	Chris Acklam	Morgan + 8	3900	Ashford	750
23	B	Stephen Oliver	Lotus Elise	1800	Ely	750
28	C	Kevin Atkinson	Lotus Elise	1800	Wallasey	750
29	C	Keith Ahlers	Morgan + 8	4554	Trinity	750
31	B	Kevin Eacock	Porsche 944	2500	Redditch	750
32	A	Howard Jones	Ginetta G4	1300	Bedford	750
33	A	Rob Moody	Turner MkII	1340	Norwich	750
47	C	Stephen Monk	Porsche 911SC	3000	Pinner	750
61	C	Stuart Jefcoate	Porsche 911 Carrera	3164	Wraysbury	750
66	C	John Reed	Renault Spider	1998	Great Bardfield	750
67	C	Simon McDermott	Morgan + 8	4600	Adlington	750
68	C	Phil Hollins	Morgan + 8	3995	Grayshott	750
69	A	Dave Broadway	MG Midget	1300	Litton	750
71	C	Steve Burt	Porsche 911 SC	2993	Bourne	750
77	C	Robbie Watts	Renault Spider	2000	Westcliff On Sea	750
91	C	Daniel Watt	Porsche 911	3200	Horsham	750
94	B	Nigel Ainge	Porsche 944	2490	Tamworth	750
99	C	Alex Livesley	Jensen Healey	2000	St Leonards On Sea	750



The Roadsports Championship, sponsored in 2001 by **KELSport** and **Club Lotus** is the most varied and competitive sports car category in the country, attracting cars from five decades, over ten different manufacturers and has in excess of 110 eligible models of sports cars currently listed. With carefully chosen class structures to ensure close competition for everyone, even cars from one-make series will find a place with more interesting competition. **KELSport** is the racing side of long-term Lotus dealers Kelvedon Motors of Spalding, Lincolnshire, run by Lotus 'guru' Pat Thomas who races an Exige in this year's championship.

Race 4

8 Laps

750 MC 750 Trophy Championship

	CLS	DRIVER	CAR DETAILS	CCS	HOMETOWN	CLUB
1	C	Roger Rowe	RWR	600	Kidderminster	750
6	C	Roger Windley	Genie	747S	Tattershall	750
7	C	Don Rawson	Rawson Special	1172	Oswestry	750
9	C	Ian Allen	U.C.E	750	Deeping St Nicholas	750
12	C	Colin Willmott	DNC	749	Astwood Bank	750
26	B	Keith Whitby	Austin 7 Special	747	St Neots	750
32	B	David Whetton	Austin Mouse Racer	747	Wimborne	750
33	D	Kerry Horan	Vincent Trenberth	498	Studley	750
36	B	Keith Jenkins	A7 Speedex Silverstone	803	Bow	750
68	C	Pete Birch	JGS III	642	Mablethorpe	750


The 750 Trophy Championship is for Austin Seven based cars, supported by other cars of historic interest and similar performance. As in the former pre-war Austin 7 Championship, Austin Sevens will compete in two classes:- Austin Seven sports and racing cars, post-war specials and early 750 Formula cars with Austin Seven engines/gearboxes. In further classes are cars from the old 1172 Formula along with vintage, PVT and historic cars such as 500cc Formula 3 and other similar vehicles.

Race 5

15 Laps

750 MC Roadgoing bike-engined series

No	CLS	DRIVER	CAR DETAILS	CCS	HOMETOWN	CLUB
1	A	Richard Smith	Westfield Megabusa	1300	Kingswinford	750
2	A	James Bickley	Westfield Megabusa	1300	Kingswinford	750
4	B	Peter Hurst	Locoblade	918	Beccles	750
5	B	Matthew Rowe	Westfield Blade	919	Ilminster	750
6	B	Gordon Griffin	Fisher Fury	919	Sanderstead	750
9	A	Jonathan Wright	Westfield Megabusa	1300	Swaffham Bulbeck	750
11	B	Mike Field	Fisher Fury	919	London	750
16	B	Dick Adams	Iceni-LC	900	Thefford	750
18	A	Graham Hill	Westfield Megabird	1100	London	750
19	B	Stuart Manning	Sylva Phoenix	1000	Hawkhurst	750
24	B	Martin Brooks	Westfield SE	900	Chiswick	750
27	B	Alan McPherson	Formula 27	919	Swindon	750
35	B	Alistair Massarella	Fisher Fury	900	Kings Lynn	750
77	B	Warwick Barnes	Fisher Fury	913	Rotherfield	750
79	A	Peter Clark	Caterham	1200	Finedon	750



Red Line[®] Synthetic Oil Corporation is the world leader in lubricant and fuel system chemistry. The only oil company to use 100% poly-ol ester base-stocks to provide unbeatable oil performance and durability, with no compromise. Used in Formula 1, F3000, ChampCars, GTs, NASCAR, Touring Cars, on-road, off-road, 2-wheels, 4 wheels, watercraft, hovercraft and aircraft: the same leading edge technology is available to all Red Line[®] users. Inventors of unique products such as Water Wetter[™], LikeWater[™] and ShockProof[™] gear oil, Red Line[®] are dedicated to producing the worlds finest synthetic lubricants and additives. Products designed for performance. Red Line[®] are pleased to support the new Roadgoing Motorcycle Engined Sports Car race series, with product prizes for the winners in each class.

New for 2001, the 750 Motor Club series for Roadgoing bike-engined cars is for two-seater cars which must be road legal and capable of passing an MOT. Cars may be constructed specifically for the series or may be one of the many motorcycle engined cars currently available from a wide range of kit car manufacturers. The engines must be series-production four-stroke units and may not be modified from standard; they run in two classes according to the manufacturer's figures, of up to 135 bhp (class B) and of 136 to 180 bhp (class A). The series is supported in its inaugural year by FISHER SPORTSCARS.

Race 7

15 Laps

750 MC Formula 4 Championship

NO	CLS	DRIVER	CAR DETAILS	CCS	HOMETOWN	CLUB
3	A	Erwin Smiech	Reynard SF86	1600	Lincoln	750
6	D	John Moore	Forest MOT VD95	1800	Sandhurst	750
8	D	John Miller	Van Diemen RF97	1800	Bourne	750
11	A	Chris Kite	ERM	1600	Bracknell	750
12	A	John Woodward	Delta	1600	Stratton Audley	750
16	A	Damon Bland	Van Diemen RF86	1600	Manchester	750
17	A	Ray Gardner	Van Diemen RF86	1600	Sible Hedingham	750
21	A	Andy Schulz	Chevron B67	1600	Harrow	750
23	D	Matthew Payne	Van Diemen	1800	Eastwood	750
26	D	Barry Pomfret	Van Diemen RF98	1800	Bletchley	750
27	D	David Blyth	Vector MG97	1800	Wavendon Gate	750
29	A	Andrew Leviston	Van Diemen RF82	1600	Ipswich	750
33	A	Adrian Kidd	Van Diemen RF93	1600	Attleborough	750
36	D	Simon Parker	Swift SC96	1800	Gt Doddington	750
37	C	Paul Fellows	Royale RP27	2000	Ely	750
38	D	Steve Taylor	Van Diemen RF96	1800	Swavesey	750
40	A	David Longstaff	Ray 89F	1600	Misterton	750
41	B	Graeme Colloff	Van Diemen	2000	London	750
42	D	David Fricker	Van Diemen RF97	1800	Droylesden	750
91	A	David Healey	Delta T92	1600	Norton	750

The 750 Motor Club Formula 4 Championship provides the technical sophistication of slicks and wings in an affordable single seater championship. Class A allows any design of chassis and caters for the designer/constructor as well as for cars converted from F3, FFord, FF2000 and Formula Renault; all must use the 1600 CVH Ford engine. Class B is for FF2000 cars built prior to October 1983, class C for pre Dec '80, running to the former FF2000 regulations and Class D, sponsored by **microshop**, sees pre 1999 Formula Ford Zetec cars.

Race 8**grg.com****12 Laps**

kitcar championship

NO	CLS	DRIVER	CAR DETAILS	CCS	HOMETOWN	CLUB
5	C	Nigel Brown	Leader 400	1800	Great Barr	750
7	C	Jonathan Edwards	Westfield SE	1800	Studley	750
11	C	Andrew Owen	Sylva Phoenix	1800	Welwyn Garden City	750
13	A	Paul - André Blundell	Westfield SE	1690	Sulis Meadows	750
15	C	Simon Childs	Sylva Phoenix	1800	Nether Heyford	750
17	C	Dave Devine	Sylva Phoenix	1800	Ashington	750
19	B	Martin Smith	Procomp LA Gold	1640	Warley	750
21	A	Clive Turner	Autotune Gemini	3000	Sandiacre	750
25	C	Jonathan Barnett	Sylva Phoenix	1800	Putney	750
26	A	Peter Rowney	Westfield SEi	1660	Stafford	750
29	C	John Sims	Westfield SE	1800	Hockley	750
31	C	Richard Daw	Procomp LA Gold	1800	Preston Bissett	750
33	B	Mike Topp	ProComp LA Gold	1640	Tamworth	760
37	A	David Robinson	Sylva Striker	1998	Rotherfield	750
51	A	Tony Absalom	Sylva Striker	1700	Reading	750
52	C	Graham Stephenson	Quantum Xtreme	1800	Wordsley	750
55	A	Andrew Ward	Sylva Striker	1700	Kettering	750
60	A	Andy Sterling	Dax Rush	3600	Brockenhurst	750
66	A	Jonathan Christie - Rundle	Sylva Phoenix	1660	Langley	750
71	A	Matt Jones	Westfield SE	1700	Worthington	750
72	C	Lesley Hudson	Sylva Phoenix	1800	Litchborough	750
73	B	David Smith	Sylva Phoenix	1600	Cottingham	750
75	A	Matthew Lewis	Eldon Roadster	3528	Woking	750
77	A	Mark Owen	Sylva Striker Mk3	1600	Welwyn Garden City	750
84	A	Christopher Brown	Westfield SE	1700	London	750
88	A	Bryan Healey	Sylva Phoenix	1660	Poynton	750
90	C	Tony Southgate	Sylva Phoenix	1800	Rothersthorpe	750
99	C	Edward Hasler	Westfield SEiW	1800	London	750

The Kit Car Championship, sponsored by The Grass Roots Group PLC, is for road legal front-engined Kit Cars. The engine regulations allow considerable freedom whilst there are limitations on the design of rear suspension and transmission. There are three classes, A - up to 1660cc, B - 1661 to 3500cc and class C - 1800 Ford Zetec.

APPROXIMATE TIMETABLE

Sunday 17th June

Practice	Time
Demon Tweeks/Yokohama/CCC Hot Hatch Championship	9.00
Goldarts 7 Championship	9.25
750 Motor Club Formula Vee Championship	9.50
750 Motor Club Locost Championship - session A	10.15
750 Motor Club Locost Championship - session B	10.40
MAN Trucks Sports Racing & GT Challenge	11.05
Morgan Motor Co Challenge	11.30
Races	Time
9: Demon Tweeks/Yokohama/CCC Stock Hatch Championship - Heat	12.00
10: Demon Tweeks/Yokohama/CCC Hot Hatch Championship	1.20
11: Goldarts 7 Championship	1.45
12: 750 Motor Club Formula Vee Championship	2.15
13: Demon Tweeks/Yokohama/CCC Stock Hatch Championship - Final	2.45
14: 750 Motor Club Locost Championship - Heat	3.10
15: MAN Trucks Sports Racing & GT Challenge	3.35
16: Demon Tweeks/Yokohama/CCC Hot Hatch Championship	4.05
17: Morgan Motor Co Challenge	4.30
18: 750 Motor Club Locost Championship - Final	5.00



Today's race meeting could not happen without the devotion of individuals who give up their time to assist in the safe running of the meeting. Observer, flag, course, fire, rescue, pits, paddock and startline - all are UNPAID professionals who give a lot to motorsport and without whom neither this event, nor any other, could take place. If you are interested in being involved, please complete and return this page to:-

Kathleen Knight, 750 Motor Club Marshals Co-ordinator,
Rose Farm, Upper Street, Oakley, Diss, Norfolk. IP21 4AX.

Name:

Address:

.....

.....

Races 10 & 16

10 Laps

Demon Tweeks/Yokohama/CCC Hot Hatch Championship

No	Cls	DRIVER	CAR DETAILS	CCS	HOMETOWN	CLUB
6	A	Mark Cunningham	Citroen AX GT	1400	Southwater	750
8	B	Richard Walmsley	Peugeot 205 GTi	1600	Dewsbury	750
9	B	Lol Dyke	Toyota Corolla GT	1598	Spondon	750
14	B	Martyn Culley	Fiesta XR2	1600	Andover	750
15	C	Darren Blumson	Vauxhall Astra GTE	2000	Reigate	750
21	B	Glyn Cartwright	Fiesta XR2	1600	Sandy	750
22	B	Andy Fells	Fiesta XR2	1600	Basildon	750
27	A	Elliot Mewse	Rover Metro GTi	1396	Patcham	750
31	B	Lewis Williams	Fiesta XR2	1600	Guildford	750
32	B	Adrian Lowes	Escort XR3	1600	Horsham	750
33	B	Richard Kingsnorth	Peugeot 205 GTi	1600	Colchester	750
41	B	Barrie Culley	Fiesta XR2	1600	Basingstoke	750
43	B	Martin Rutherford	Fiesta XR2	1600	Harrow	750
44	A	Marc Gliddon	Rover Metro GTi	1400	Brockham	750
50	B	John Hammersley	Peugeot 205 GTi	1600	Stone	750
51	B	Simon Hill	Peugeot 205 GTi	1600	Stone	750
55	C	Steve Horner	Fiesta RS 1800	1800	Buckingham	750
60	A	Lee Reynolds	Citroen AX GTi	1360	Church Stretton	750
76	B	Rob Minns	Fiesta XR2	1600	Bromley	750
77	B	Steve Powlesland	Peugeot 205 GTi	1580	Eastleigh	750
81	C	Jay Frost	Renault Clio	1780	Canvey Island	750
82	B	Guy Foulger	Citroen Saxo VTR	1600	Sapcote	750
84	A	Mark Bush	Rover Metro GTi	1400	Milton Keynes	750
85	B	Bernie Bowden	Vauxhall Nova GTE	1600	Slough	750
86	B	Paul Horton	Fiesta	1600	Chandlers Ford	750
88	A	Steve Polley	Toyota Starlet	1290	Heathfield	750
91	B	Paul Fines - Allin	Fiesta XR2	1600	Croprey	750

Demon Tweeks, Yokohama tyres and Cars & Car Conversions Magazine are the main sponsors for this year's Hot Hatch Championship which attracts a wide range of popular hatchback cars of up to 2000cc. Cars are allowed engine and suspension modifications, standard pattern brakes and all must use the Yokohama A032R 'control' tyre. This together with a weight penalty for leading cars ensures close racing without excessive budgets.

Race 11

15 Laps

Goldarts 7 Championship

No	CLS	DRIVER	CAR DETAILS	CCS	HOMETOWN	CLUB
5	A	Keith Dunn	Caterham Superlight	1800	Droitwich	750
9	C	David Litchfield	Caterham 7	1400	Battersea	750
18	A	John Dunham	Caterham 7	2000	Basingstoke	750
19	A	Chris Porritt	Caterham 7	1588	Brackley	750
22	C	Scott Fitzgerald	Caterham 7	1400	Burghfield Common	750
25	A	Peter Lawrence	Caterham Superlight	1800	Thame	750
27	C	Howard Kaye	Caterham 7 Supersports	1400	Crouch End	750
29	C	Ken Baird	Caterham 7	1400	Elstree	750
33	A	Neil Turner	Caterham Superlight	1800	Hingham	750
35	C	Stuart Plotnek	Caterham 7	1400	Coggeshall	750
38	B	Neil Robinson	Caterham 7 Roadsports	1600	Sandy	750
44	A	Graham Warsfold	Caterham 7	1700	Swallowfield	750
48	B	Gerald Simpson	Caterham Supersprint	1700	Churton	750
49	A	Ian Wale	Caterham Super 7	2000	Chesterfield	750
62	C	Matt Shires	Caterham 7 Supersports	1400	Redhill	750
63	A	Andy Toone	Caterham 7	2000	West Bridgford	750
68	C	Richard Webb	Caterham 7	1400	Fairford	750
77	C	Ian Brown	Caterham Super 7	1400	Stevenage	750
85	B	Ian Coles	Caterham Roadsport	1600	Godstone	750
88	A	Richard Ince	Caterham Superlight	1800	Stowmarket	750
94	A	Steve Hayes	Caterham 7	1700	Haslemere	750
97	A	John Pragnell	Caterham 7	1600	Brackley	750
98	B	Tim Lamb	Caterham 7	1600	Clevedon	750

The 2001 GoldArts 7 Championship is for Caterham / Lotus 7 running in 4 classes. Class A is for 1700 Xflow, 2000cc Vauxhall and Ford Zetec, 1700 twincam & 1600 K series; B includes 1600cc twincam, 1800 Ford Zetec, 1800, 1600 K Series; 1400 K series are class C, whilst Class D is for former Scholarship/Graduate cars. All have to run on a choice of Yokohama tyres and a minimum weight of 600 kgs including the driver. The championship enjoys support from Goldarts Jewellers & Yokohama tyres.

Race 12

12 Laps

750 MC Formula Vee Championship

NO	DRIVER	CAR DETAILS	CCS	HOMETOWN	CLUB
1	Jeremy Clark	Spyder GAC	1300	Edmonton	750
2	Trevor Welsh	Leystone 2001	1300	Durham	750
3	Craig Davis	Sheane FV01	1300	Bicester	750
5	Jon Randall	Kaimann	1300	Stondon Massey	750
6	Guy Bellingham	Scarab Mk2	1300	Aylesbury	750
7	Ian Jordan	Sheane 98	1300	Tonbridge	750
11	Martyn Donn	Scarab Mk3	1300	Cheltenham	750
18	Ivan Casey	Leystone JH003	1300	Leixlip	750
23	Brian McCleery	Sheane 91	1300	Thame	750
24	Alan Robinson	Leystone AHS	1300	Alsager	750
27	Nik Baatz	Sheane GAC	1300	High Wycombe	750
28	Patrick Sherrington	Scarab Mk2	1300	Bagshot	750
29	Stephen Kershaw	Leystone JH003	1300	Swords	750
33	Lee Levett	Sheane	1300	Reading	750
34	David Hall	SLS Group Sheane	1300	Naas	750
36	Peter Kalpakiotis	Leystone AHS	1300	Morden	750
37	Paul Mitson	Sheane	1300	Cookham Dean	750
39	Lee Rouillier	Leystone	1300	Bicester	750
41	Martin Brown	Ray FV89	1300	Sevenoaks	750
42	Ian Ellis	Scarab Mk4	1300	Prestbury	750
45	Bill Burnett	Sheane	1300	Fordcombe	750
49	Ian Raby	Hawke DL	1300	Heathfield	750
51	Alistair Heslop	Scarab Mk4	1300	Stoke Bruerne	750
53	Gordon Barnes	Spyder	1300	Colchester	750
56	Neale Blunden	JTM Veetech	1300	Guildford	750
57	Neil Chilleystone	Scarab Mk2	1300	Wymondham	750
58	Philip Haydon	Scarab Mk2	1300	Harlow	750
59	Bill Stenning	Spyder	1300	West End	750
65	Michael Fenwick	Leystone JH002	1300	Billingham	750
70	Nicholas Brown	Sheane 94	1300	Orsett Heath	750
80	Peter Cann	Predator	1300	Saxmundham	750
82	Robert Dagg	Scarab Mk2	1300	Maidstone	750
85	Tony Dowson	Sheane	1300	Ealing	750
86	Richard Harris	Sheane FV87	1300	Halstead	750
87	Mike Pascall	Sheane 2000	1300	Maidenhead	750
91	Ian Buxton	Leystone	1300	Leek	750
94	Aaron Atkins	Sheane	1300	Diss	750

The 750 Motor Club Formula Vee championship is ideal for beginner and 'expert' alike, looking for competitive single seater racing on a low budget. It has been run by the 750 Motor Club since 1980 and is probably the cheapest way to go single seater racing in the UK. Engine, gearbox and much of the suspension and braking system is from the VW 1300 Beetle and this, along with a Dunlop 'control' tyre puts the emphasis on driver ability to win races.

Race 14/18

10 Laps

750 Motor Club Locost Championship

NO	DRIVER	CAR DETAILS	CCS	HOMETOWN	CLUB
8	Darren Banks	Locost	1300	Honiton	750
9	Malcolm Mitton	Locost	1300	Little Staughton	750
15	Richard Cartledge	Locost	1300	Bolton	750
20	Tony Cherrington	Locost	1300	Melksham	750
25	Dominic O' Donnell	Locost	1300	Wirral	750
26	Danny Cassar	Locost	1300	East Ham	750
30	Barnaby Guest	Locost	1300	Bedford	750
33	Glenn Boyer	Locost	1300	Westonzoyland	750
36	Darryl Beckwith	Locost	1300	Saunderton	750
38	Steve Kimber	Locost	1300	Brentwood	750
41	Brett Townsend	Locost	1300	Leamington Spa	750
44	William Mitcham	Locost	1300	Bury St Edmunds	750
47	Andrew Hiley	Locost	1300	Golcar	750
49	Mark Crankshaw	Locost	1300	Cambridge	750
53	Mike Saunders	Locost	1300	Landrake	750
55	Rodney Gildersleeves	Locost	1300	Sudbury	750
73	Ged Sidnell	Locost	1300	Norwich	750
77	Brian Turvey	Locost	1300	Old Harlow	750
96	Tim Gray	Locost	1300	Trowell	750
99	Adrian Pickering	Locost	1300	Abingdon	750

The drivers above will be in the 1st Locost practice session, those on the next page will be in the 2nd one.

The slowest 32 go into the Heat, the remainder into the Final.

Spaces on the back of that grid will be filled by the top finishers in the Heat.

The 750 Motor Club Locost Championship was started in 1999 and is being promoted by the 750 Motor Club to encourage newcomers to construct and race a car built to a standard specification, very much in line with the 'ethos' of the Club. The 'Locost' was originally designed by Ron Champion, a teacher at Oundle School in Peterborough, as a project for his technology pupils. Such was the success that over 50 have been constructed within the school, a very popular book has been published and it is yet another of the 750 Motor Club's formulae aimed squarely at getting people involved in Motorsport. The Championship is sponsored in 2001 by Locost Limited.

Race 14/18**10 Laps****750 Motor Club Locost Championship**

NO	DRIVER	CAR DETAILS	CCS	HOMETOWN	CLUB
7	Adam Wilkinson	Locost	1300	Royston	750
12	Andrew Crapnell	Locost	1300	Bradford On Avon	750
13	Chris James	Locost	1300	Sonning Common	750
14	Ian Collins	Locost	1300	Bevere	750
18	Philip O' Halloran	Locost	1300	Hersham	750
21	Mark Benton	Locost	1300	Farnham Royal	750
22	Ivan Thomas	Locost	1300	Morley	750
24	Gordon Dobson	Locost	1300	Biggin Hill	750
27	Alex Hughes	Locost	1300	Hindhead	750
28	Alex Eacock	Locost	1300	Redditch	750
31	Alex Jullien	Locost	1300	Wickford	750
37	Kevin Lucas	Locost	1300	Ilkeston	750
43	Matt Grossmith	Locost	1300	Epping	750
48	Ian McLaughlin	Locost	1300	Worksop	750
50	James Davies	Locost	1300	Cheltenham	750
51	Helen Saunders	Locost	1300	Landrake	750
66	Keith O' Brien	Locost	1300	Welwyn	750
68	Tom Ballentyne	Locost	1300	Colchester	750
69	John Ballentyne	Locost	1300	Colchester	750
87	Alan Yearley	Locost	1300	Bow	750
88	Natalie Robertson	Locost	1300	Spalding	750

The 750 Motor Club Locost Championship was started in 1999 and is being promoted by the 750 Motor Club to encourage newcomers to construct and race a car built to a standard specification, very much in line with the 'ethos' of the Club. The 'Locost' was originally designed by Ron Champion, a teacher at Oundle School in Peterborough, as a project for his technology pupils. Such was the success that over 50 have been constructed within the school, a very popular book has been published and it is yet another of the 750 Motor Club's formulae aimed squarely at getting people involved in Motorsport. The Championship is sponsored in 2001 by Locost Limited.

Race 15 15 Laps

Man Trucks Sports Racing & GT Challenge


CLS	DRIVER	CAR DETAILS	CCS	HOMETOWN	CLUB	
1	A	Cheng Lim	Ram Cobra	6600	Singapore	SR & GT
2	A	Mark Jordan	Ram Cobra	6400	Elstree	SR & GT
3	C	Ken Culverwell	Westfield 11	1340	Burntwood	SR & GT
9	B	Richard Abels	Jaguar E Type	4235	Oakham	SR & GT
10	A	Tony Clinkard	Ram Cobra	5700	Harwell	SR & GT
11	A	Trevor Taylor	GTD 40	7000	Plymouth	SR & GT
17	A	Mike Walker	Porsche 911	3500	East Harptree	SR & GT
20	C	Alan Wilkinson	Westfield 11	1310	St Albans	SR & GT
27	B	Graham Paddick	Kougar Jaguar	3800	Henley -on- Thames	SR & GT
44	B	Tim Burnett	Jaguar C Type Replica	3800	Burgess Hill	SR & GT
54	C	Paul Morgan	Ginetta G15	998	Chalfont St Peter	750
57	A	Nick Taylor	Gardner Douglas Cobra	5700	Nottingham	SR & GT
71	B	Henry Lawson	Ram D Type	4235	Henfield	SR & GT

Race 17

15 Laps

Morgan Motor Co Challenge

	CLS	DRIVER	CAR DETAILS	CCS	HOMETOWN	CLUB
1	E	Alan Wickenden	Morgan 4/4	1800	Lancing	MSCC
2	A	Rick Lloyd	Morgan + 8	4600	Burley	MSCC
6	A	Simon McDermott	Morgan + 8	4600	Macclesfield	MSCC
7	D	Mary Lindsay	Morgan + 8	3528	Colchester	MSCC
11	E	David James	Morgan + 4	1991	Harrow	MSCC
13	B	Chris Acklam	Morgan + 8	3900	Ashford	MSCC
14	B	Grahame Walker	Morgan + 8	3900	Pant	MSCC
17	D	Jack Bellinger	Morgan + 8	3500	Barnet	MSCC
21	C	James Paterson	Morgan + 8	3900	North Walsham	MSCC
24	B	Phil Brown	Morgan + 8	3860	Castle Camps	MSCC
29	A	Keith Ahlers	Morgan + 8	4554	Trinity	MSCC
31	C	Leigh Sebba	Morgan + 8	3900	Colchester	MSCC
34	B	Peter Sargeant	Morgan + 8	3947	Ledbury	MSCC
39	C	Simon Orebi-Gann	Morgan + 8	3900	Putney	MSCC
44	E	Stephen Wheatley	Morgan 4/4	1700	London	MSCC
48	D	Philip Goddard	Morgan + 8	3528	Matching Tye	MSCC
49	C	Paul Chauveau	Morgan + 8	3946	Leek	MSCC
50	C	Paul Burry	Morgan + 8	3900	Bramley	MSCC
54	B	Peter Horsman	Morgan + 8	3999	Latimer	MSCC
55	B	Philip McKelvey	Morgan + 8	3900	Gt. Dunmow	MSCC
57	B	James Bellinger	Morgan 4/4	1700	Barnet	MSCC
69	B	Phil Hollins	Morgan + 8	3995	Grayshott	MSCC
71	D	Kelvin Laidlaw	Morgan + 8	3528	Worcester	MSCC
99	A	Matthew Wurr	Morgan + 8	4598	Bishops Stortford	MSCC



The Morgan Motor Company Challenge began in its present form in 1990, since when it has been proud to have had the support of the Morgan Motor Co Ltd., manufacturers of this great British sports car. The championship is open to all road-going, 4-wheeled Morgans and is divided into five classes encompassing both standard and modified cars.

CURRENT CHAMPIONSHIP POSITIONS

750 Motor Club Formula 4 Championship

	Score	Cls	Name		Score	Cls	Name
1st	124	A	Andy Schulz	4th	110	A	Ray Gardner
2nd	118	D	David Fricker	5th	108	D	Ralph Crampton
3rd	111	A	Erwin Smiech	6th	102	D	Barry Pomfret

750 Motor Club Formula Vee Championship

	Score	Name		Score	Name
1st	91	Trevor Welsh	4th	68	David Hall
2nd	74	Jeremy Clark	5th	60	Guy Bellingham
3rd	71	Craig Davis	6th	43	Martyn Donn

750 Motor Club 750 Trophy Championship

	Score	Cls	Name		Score	Cls	Name
1st	47	C	Don Rawson	4th	35	C	Roger Rowe
2nd	38	D	Kerry Horan	5th	35	C	John Marshall
3rd	36	C	Roger Windley	6th	27	C	Colin Willmott

grg.com Kit Car Championship

	Score	Cls	Name		Score	Cls	Name
1st	57	C	Jonathan Edwards	4th	43	A	Mark Owen
2nd	57	A	Andy Sterling	5th	38	B	Martin Smith
3rd	47	C	Andrew Owen	6th	35	C	Jonathan Barnett

Kelsport/Lotus Club Roadsports Championship

	Score	Cls	Name		Score	Cls	Name
1st	78	C	Keith Ahlers	4th	49	C	Mal Davison
2nd	64	B	Dean Lanzante	5th	48	A	Kevin Ginger
3rd	52	A	Howard Jones	6th	44	B	Stephen Oliver

Demon Tweaks/Yokohama/CCC Stock Hatch Championship

	Score	Name		Score	Name
1st	198	Pete Morgan	4th	179	Steve Gordon
2nd	193	Andy Burgess	5th	166	Sean Stanway
3rd	182	Tony Scarlett	6th	163	Paul Sheehan

Goldarts 7 Championship

	Score	Cls	Name		Score	Cls	Name
1st	69	C	Matt Shires	4th	43	A	Richard Ince
2nd	54	A	Neil Turner	5th	41	A	Chris Porritt
3rd	45	A	Steve Kelsey	6th	39	C	John Benfield

750 Motor Club Locost Championship

	Score	Name		Score	Name
1st	79	Darren Banks	4th	53	Brett Townsend
2nd	72	Malcolm Mitton	5th	45	Royce Grey
3rd	68	Darryl Beckwith	6th	44	David Garthwaite

Snetterton Circuit - Lap Speed Table

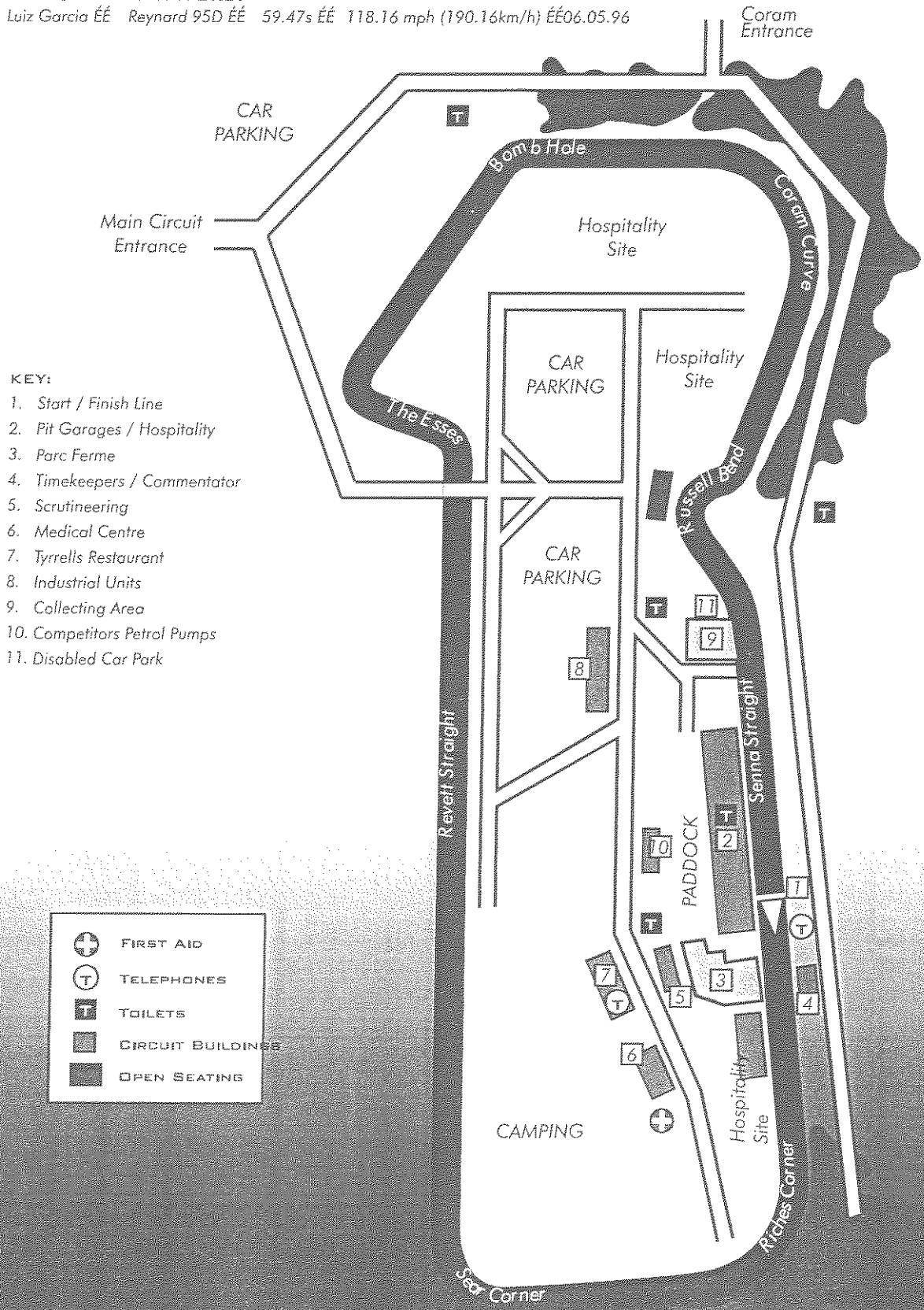
Time in secs	Speed in mph	Time in secs	Speed in mph	Time in secs	Speed in mph	Time in secs	Speed in mph	Time in secs	Speed in mph	Time in secs	Speed in mph	Time in secs	Speed in mph
70.00	100.39	73.00	96.26	76.00	92.46	79.00	88.95	82.00	85.70	85.00	82.67	88.00	79.85
70.10	100.25	73.10	96.13	76.10	92.34	79.10	88.84	82.10	85.59	85.10	82.58	88.10	79.76
70.20	100.10	73.20	96.00	76.20	92.22	79.20	88.73	82.20	85.49	85.20	82.48	88.20	79.67
70.30	99.96	73.30	95.87	76.30	92.10	79.30	88.62	82.30	85.39	85.30	82.38	88.30	79.58
70.40	99.82	73.40	95.74	76.40	91.98	79.40	88.50	82.40	85.28	85.40	82.29	88.40	79.49
70.50	99.68	73.50	95.61	76.50	91.86	79.50	88.39	82.50	85.18	85.50	82.19	88.50	79.40
70.60	99.54	73.60	95.48	76.60	91.74	79.60	88.28	82.60	85.08	85.60	82.09	88.60	79.31
70.70	99.39	73.70	95.35	76.70	91.62	79.70	88.17	82.70	84.97	85.70	82.00	88.70	79.22
70.80	99.25	73.80	95.22	76.80	91.50	79.80	88.06	82.80	84.87	85.80	81.90	88.80	79.14
70.90	99.11	73.90	95.09	76.90	91.38	79.90	87.95	82.90	84.77	85.90	81.81	88.90	79.05
71.00	98.97	74.00	94.96	77.00	91.26	80.00	87.84	83.00	84.67	86.00	81.71	89.00	78.96
71.10	98.84	74.10	94.83	77.10	91.14	80.10	87.73	83.10	84.56	86.10	81.62	89.10	78.87
71.20	98.70	74.20	94.71	77.20	91.03	80.20	87.62	83.20	84.46	86.20	81.52	89.20	78.78
71.30	98.56	74.30	94.58	77.30	90.91	80.30	87.51	83.30	84.36	86.30	81.43	89.30	78.69
71.40	98.42	74.40	94.45	77.40	90.79	80.40	87.40	83.40	84.26	86.40	81.33	89.40	78.60
71.50	98.28	74.50	94.32	77.50	90.67	80.50	87.29	83.50	84.16	86.50	81.24	89.50	78.52
71.60	98.15	74.60	94.20	77.60	90.56	80.60	87.19	83.60	84.06	86.60	81.15	89.60	78.43
71.70	98.01	74.70	94.07	77.70	90.44	80.70	87.08	83.70	83.96	86.70	81.05	89.70	78.34
71.80	97.87	74.80	93.95	77.80	90.32	80.80	86.97	83.80	83.86	86.80	80.96	89.80	78.25
71.90	97.74	74.90	93.82	77.90	90.21	80.90	86.86	83.90	83.76	86.90	80.87	89.90	78.17
72.00	97.60	75.00	93.70	78.00	90.09	81.00	86.76	84.00	83.66	87.00	80.77	90.00	78.08
72.10	97.46	75.10	93.57	78.10	89.98	81.10	86.65	84.10	83.56	87.10	80.68	90.10	77.99
72.20	97.33	75.20	93.45	78.20	89.86	81.20	86.54	84.20	83.46	87.20	80.59	90.20	77.91
72.30	97.20	75.30	93.32	78.30	89.75	81.30	86.44	84.30	83.36	87.30	80.49	90.30	77.82
72.40	97.06	75.40	93.20	78.40	89.63	81.40	86.33	84.40	83.26	87.40	80.40	90.40	77.73
72.50	96.93	75.50	93.08	78.50	89.52	81.50	86.22	84.50	83.16	87.50	80.31	90.50	77.65
72.60	96.79	75.60	92.95	78.60	89.40	81.60	86.12	84.60	83.06	87.60	80.22	90.60	77.56
72.70	96.66	75.70	92.83	78.70	89.29	81.70	86.01	84.70	82.97	87.70	80.13	90.70	77.48
72.80	96.53	75.80	92.71	78.80	89.18	81.80	85.91	84.80	82.87	87.80	80.04	90.80	77.39
72.90	96.40	75.90	92.58	78.90	89.06	81.90	85.80	84.90	82.77	87.90	79.95	90.90	77.31

SNETTERTON CIRCUIT
 Norwich, Norfolk. NR16 2JU.
 Tel: 01953 887303 Fax: 01953 888220
 Central Booking Office: 0990 125 250

FULL CIRCUIT LENGTH: 1.952 miles (3.141 kms)

OUTRIGHT LAP RECORD:

Luiz Garcia ÉÉ Reynard 95D ÉÉ 59.47s ÉÉ 118.16 mph (190.16km/h) ÉÉ06.05.96



KEY:

1. Start / Finish Line
2. Pit Garages / Hospitality
3. Parc Ferme
4. Timekeepers / Commentator
5. Scrutineering
6. Medical Centre
7. Tyrrells Restaurant
8. Industrial Units
9. Collecting Area
10. Competitors Petrol Pumps
11. Disabled Car Park

	FIRST AID
	TELEPHONES
	TOILETS
	CIRCUIT BUILDINGS
	OPEN SEATING

14.25.

750 Motor Club Sports 2000 Provisional Results Race 1

POS	NO	CL	NAME	NAT	ENTRY	TIME	LAPS	GAP	MPH	BEST
1	3		Richard ATKINSON		Nemesis RME 97/98	22:33.328	15		77.88	1:27.943
2	16		Daniel EAGLING		Slique	22:36.296	15	2.968	77.71	1:27.203
3	6		Nick BARNETT		Lola T86/90	22:55.214	15	21.886	76.64	1:29.314
4	76		Stephen MARSHALL		Bowlby	23:05.245	15	31.917	76.09	1:29.512
5	10		David ENDERBY		Bowlby VS 91	22:34.158	14	1 LAP	72.65	1:33.086
6	77		Graham ONION		Phantom P94	22:41.696	14	1 LAP	72.24	1:31.340
7	24		Ian WHITESIDE		GRM2	23:13.815	14	1 LAP	70.58	1:37.285
8	8		Alan LANCASTER		IJAL 98	22:50.949	13	2 LAPS	66.63	1:40.707
NOT CLASSIFIED										
	25		David MEEK		Mallock Mk24B	15:32.307	9	D.N.F.	67.83	1:40.097
	21		Denis COOMBER		Halliday JF2	9:28.577	5	D.N.F.	61.79	1:47.451
FASTEST LAP										
	16		Daniel EAGLING		Slique	1:27.203	8	80.58mph		129.69kph

Non-starters: 23 & 42
Weather/Track: Raining/Wet

Snetterton
Circuit Length = 1.9520 miles.
Start: 13:24

MST sports timing

Clerk of Course:  14:20
www.mstworld.com

Stewards: _____

Timekeeper: 

14.30

Demon Tweeks/Yokohama/CCC Stock Hatch Provisional Results Race 2

POS	NO	CL	NAME	NAT	ENTRY	TIME	LAPS	GAP	MPH	BEST
1	4		Steve WRIGHT		Peugeot 205 GTi	18:01.474	10		64.97	1:46.312
2	98		Anthony RIDD		Suzuki Swift GTi	18:03.085	10	1.611	64.88	1:45.195
3	76		Simon HARVEY		Peugeot 205 GTi	18:07.060	10	5.586	64.64	1:46.432
4	41		Nigel HUNT		Peugeot 205 GTi	18:07.715	10	6.241	64.60	1:45.191
5	37		Christopher BETTIS		Vauxhall Nova GSi	18:07.897	10	6.423	64.59	1:44.096
6	19		Matthew LEWIS		Fiesta XR2	18:09.947	10	8.473	64.47	1:45.939
7	61		Leslie OTT		Fiesta XR2i	18:12.917	10	11.443	64.29	1:46.791
8	83		Ian KAY		Fiesta XR2	18:15.191	10	13.717	64.16	1:46.815
9	34		Chris BALL		Fiesta XR2	18:16.883	10	15.409	64.06	1:46.773
10	55		Tony HEADLAND		Fiesta XR2	18:18.823	10	17.349	63.95	1:46.838
11	16		James BLACKSELL		Peugeot 205 GTi	18:23.667	10	22.193	63.67	1:47.672
12	38		Phillip BECKER		Fiesta XR2i	18:27.280	10	25.806	63.46	1:47.605
13	29		John RICE		Fiesta XR2	18:28.260	10	26.786	63.40	1:47.649
14	79		Gary PARKES		Fiesta XR2	18:28.633	10	27.159	63.38	1:46.713
15	49		Paul GOROLINI		Fiesta XR2	18:29.996	10	28.522	63.30	1:47.176
16	0		Bill GREGORY		Ford Fiesta XR2	18:35.842	10	34.368	62.97	1:48.030
17	40		John WAPLES		Fiesta XR2i	18:40.957	10	39.483	62.68	1:47.241
18	78		Charles COZENS		Peugeot 1.4 XSi	18:41.767	10	40.293	62.64	1:47.530
19	85		Andrew BOWDEN		Vauxhall Nova GSi	18:48.130	10	46.656	62.29	1:47.801
20	91		Steven GROOM		Peugeot 205 GTi	18:49.236	10	47.762	62.23	1:48.591
21	48		Mark SCHOFIELD		Peugeot 205 GTi	18:50.315	10	48.841	62.17	1:48.162
22	62		Andrew MILLER		Fiesta XR2	18:50.560	10	49.086	62.15	1:49.743
23	57		Richard HERBERT		Fiesta XR2	18:51.493	10	50.019	62.10	1:48.684
24	89		Nick JOYCE		Fiesta XR2	19:16.537	10	1:15.063	60.76	1:50.944
25	75		Simon BOWYER		Fiesta XR2	19:24.451	10	1:22.977	60.34	1:52.332
26	64		Peter HANDS		Fiesta XR2	18:26.750	9	1 LAP	57.14	1:58.094
27	81		Matthew PERKS		Fiesta XR2	19:01.163	9	1 LAP	55.42	1:47.925
28	88		Ian OAKES		Vauxhall Nova GTE	19:37.690	6	4 LAPS	35.80	1:54.536

NOT CLASSIFIED

35	Andrew THORPE	Fiesta XR2	9:33.981	5	D.N.F.	61.21	1:47.803
27	Richard WARNER	Fiesta XR2	9:43.724	5	D.N.F.	60.19	1:50.929
94	Terry FRIEL	Fiesta XR2	10:55.394	5	D.N.F.	53.61	1:54.306

FASTEST LAP

37	Christopher BETTIS	Vauxhall Nova GSi	1:44.096	8	67.51mph	108.64kph
----	--------------------	-------------------	----------	---	----------	-----------

Non-starter: 67
Weather/Track: Wet

Snetterton
Circuit Length = 1.9520 miles.
Start: 13:57

MST sports timing

Clerk of Course:

Stewards:

Timekeeper:

Warner 14:27
www.mstworld.com

Issued - 14:16 Saturday, 16 June 2001

14.56

KELSport/Club Lotus 750 Motor Club Roadsports Provisional Results Race 3

POS	NO	CL	NAME	NAT	ENTRY	TIME	LAPS	GAP	MPH	BEST
1	29	C	Keith AHLERS		Morgan +8	18:32.580	12		75.79	1:30.711
2	11	C	Mal DAVISON		Porsche 993	18:32.881	12	0.301	75.77	1:30.445
3	61	C	Stuart JEFKOATE		Porsche 911 Carrera	19:05.828	12	33.248	73.59	1:33.209
4	2	C	Rick LLOYD		Morgan + 8	19:10.479	12	37.899	73.29	1:33.165
5	91	C	Daniel WATT		Porsche 911	19:33.885	12	1:01.305	71.83	1:35.828
6	3	C	Pat THOMAS		Lotus Exige	19:35.276	12	1:02.696	71.75	1:32.889
7	13	C	Chris ACKLAM		Morgan +8	19:44.270	12	1:11.690	71.20	1:36.272
8	5	B	Dean LANZANTE		Lotus Elise	19:50.551	12	1:17.971	70.83	1:37.740
9	47	C	Stephen MONK		Porsche 911SC	19:54.592	12	1:22.012	70.59	1:35.906
10	44	C	John HAZZARD		Lotus Esprit	19:59.023	12	1:26.443	70.32	1:34.202
11	23	B	Stephen OLIVER		Lotus Elise	20:05.666	12	1:33.086	69.94	1:37.409
12	6	C	Martin HOPE		Renault Spider	18:37.036	11	1 LAP	69.20	1:36.614
13	33	A	Rob MOODY		Turner MkII	19:06.150	11	1 LAP	67.44	1:41.054
14	77	C	Robbie WATTS		Renault Spider	19:34.511	11	1 LAP	65.81	1:40.253
15	32	A	Howard JONES		Ginetta G4	19:48.427	11	1 LAP	65.04	1:44.516
16	68	C	Phil HOLLINS		Morgan + 8	19:49.678	11	1 LAP	64.97	1:43.181
17	94	B	Nigel AINGE		Porsche 944	19:50.221	11	1 LAP	64.94	1:45.690
18	69	A	Dave BROADWAY		MG Midget	20:07.544	11	1 LAP	64.01	1:42.567

NOT CLASSIFIED

75	C	Darryl DAVIS	Lotus Elise	8:47.884	4	D.N.F.	53.24	1:42.944
31	B	Kevin EACOCK	Porsche 944	4:01.509	2	D.N.F.	58.19	1:53.913
9	A	Pete RICHARDS	Clan Crusader	2:05.955	1	D.N.F.	55.79	2:05.955

FASTEST LAP

11	C	Mal DAVISON	Porsche 993	1:30.445	12	77.70mph	125.04kph
23	B	Stephen OLIVER	Lotus Elise	1:37.409	9	72.14mph	116.10kph
33	A	Rob MOODY	Turner MkII	1:41.054	4	69.54mph	111.91kph

Non-starter - 99
Weather/Track: Drying

Snetterton
Circuit Length = 1.9520 miles.
Start: 14:25

MST sports timing

Clerk of Course: 

Stewards: _____

Timekeeper: 

www.mstworld.com

Issued - 14:45 Saturday, 16 June 2001

15.15

750 Motor Club 750 Trophy Provisional Results Race 4

POS	NO	CL	NAME	NAT	ENTRY	TIME	LAPS	GAP	MPH	BEST
1	1	C	Roger ROWE		RWR	14:40.377	8		63.85	1:45.361
2	7	C	Don RAWSON		Rawson Special	14:47.654	8	7.277	63.33	1:47.689
3	68	C	Pete BIRCH		JGS III	14:47.843	8	7.466	63.31	1:48.580
4	6	C	Roger WINDLEY		Genie	14:57.741	8	17.364	62.62	1:48.566
5	12	C	Colin WILLMOTT		DNC	15:48.522	8	1:08.145	59.26	1:49.922
6	9	C	Ian ALLEN		U.C.E	15:59.879	8	1:19.502	58.56	1:56.513
7	60	D	Paul HEWES		Cooper Mk 8	15:01.171	7	1 LAP	54.58	1:59.086
8	26	B	Keith WHITBY		Austin 7 Special	16:21.648	7	1 LAP	50.11	2:16.492

NOT CLASSIFIED

36	B	Keith JENKINS	A7 Speedex Silverst	0	D.N.F.	N/A
----	---	---------------	---------------------	---	--------	-----

FASTEST LAP

1	C	Roger ROWE	RWR	1:45.361	4	66.70mph	107.34kph
60	D	Paul HEWES	Cooper Mk 8	1:59.086	3	59.01mph	94.97kph
26	B	Keith WHITBY	Austin 7 Special	2:16.492	4	51.48mph	82.86kph

Weather/Track: Cloudy/Damp

MST sports timing

Snetterton
Circuit Length = 1.9520 miles.
Start: 14:54

Clerk of Course:

 15.15

Stewards:

Timekeeper:



750 Motor Club Bike Engined Roadgoing Series Provisional Results Race 5

POS	NO	CL	NAME	NAT	ENTRY	TIME	LAPS	GAP	MPH	BEST
1	2	A	James BICKLEY		Westfield Megabusa	10:57.689	7		74.79	1:31.407
2	24	B	Martin BROOKS		Westfield SE	10:58.918	7	1.229	74.65	1:32.180
3	1	A	Richard SMITH		Westfield Megabusa	11:09.867	7	12.178	73.43	1:31.738
4	35	B	Alistair MASSARELLA		Fisher Fury	11:24.183	7	26.494	71.89	1:35.123
5	5	B	Matthew ROWE		Westfield Blade	11:56.192	7	58.503	68.68	1:39.591
6	4	B	Peter HURST		Locoblade	12:01.434	7	1:03.745	68.18	1:37.047
7	27	B	Alan McPHERSON		Formula 27	12:08.289	7	1:10.600	67.54	1:38.954
8	6	B	Gordon GRIFFIN		Fisher Fury	12:19.553	7	1:21.864	66.51	1:39.978
9	19	B	Stuart MANNING		Sylva Phoenix	12:34.143	7	1:36.454	65.22	1:40.108
NOT CLASSIFIED										
11	B	Mike FIELD		Fisher Fury	5:09.722	3	D.N.F.	68.06	1:36.995	
77	B	Warwick BARNES		Fisher Fury	2:14.253	1	D.N.F.	52.34		
FASTEST LAP										
2	A	James BICKLEY		Westfield Megabusa	1:31.407	2	76.88mph	123.72kph		
24	B	Martin BROOKS		Westfield SE	1:32.180	2	76.23mph	122.69kph		

Walker
16/03

Red flag after 8 of 15 laps due to bad weather conditions. Result at 7 laps.
Weather/Track: Raining/Wet

MST sports timing

www.mstworld.com

D

Snetterton
Circuit Length = 1.9520 miles.
Start: 15:17
Issued - 15:33 Saturday, 16 June 2001

Demon Tweeks/Yokohama/CCC Stock Hatch Provisional Results Race 6

POS	NO	CL	NAME	NAT	ENTRY	TIME	LAPS	GAP	MPH	BEST
1	6		Andy BURGESS		Suzuki Swift GTi	10:42.038	7		76.61	1:29.665
2	11		Sean STANWAY		Fiesta XR2	10:43.760	7	1.722	76.41	1:30.414
3	8		Steve GORDON		Peugeot 106 XSi	10:44.447	7	2.409	76.33	1:30.166
4	24		Tony SCARLETT		Peugeot 106 SXi	10:45.521	7	3.483	76.20	1:30.520
5	15		Darren BLUMSON		Peugeot 205 GTi	10:46.778	7	4.740	76.05	1:30.683
6	60		Craig SHEPHERD		Fiesta XR2	10:46.988	7	4.950	76.03	1:29.622
7	25		Pete MORGAN		Fiesta XR2	10:51.240	7	9.202	75.53	1:31.116
8	97		Andy HERRING		Suzuki Swift GTi	10:55.640	7	13.602	75.02	1:31.740
9	22		Hilary HOWLETT		Peugeot 106 XSi	10:56.214	7	14.176	74.96	1:31.424
10	82		Alan THORNDYKE		Peugeot 205 GTi	10:57.665	7	15.627	74.79	1:31.795
11	98		Anthony RIDD		Suzuki Swift GTi	11:03.022	7	20.984	74.19	1:31.135
12	33		Daniel NEIL		Peugeot 205 GTi	11:03.612	7	21.574	74.12	1:32.042
13	68		Tony TAYLOR		Peugeot 205 GTi	11:04.886	7	22.848	73.98	1:31.690
14	9		Paul SHEEHAN		Peugeot 205 GTi	11:05.300	7	23.262	73.93	1:32.606
15	23		Paul TIBBS		Fiesta XR2	11:05.549	7	23.511	73.91	1:31.371
16	96		Gareth WRIGHT		Fiesta XR2	11:08.021	7	25.983	73.63	1:32.584
17	36		Tim MARSHALL		Peugeot 205 GTi	11:09.774	7	27.736	73.44	1:32.218
18	47		Dave BALDING		Fiesta XR2	11:11.765	7	29.727	73.22	1:33.266
19	30		Carl TOWNEND		Peugeot 205 GTi	11:12.516	7	30.478	73.14	1:33.323
20	63		Patrick GROVE		Peugeot 205 GTi	11:16.715	7	34.677	72.69	1:32.535
21	76		Simon HARVEY		Peugeot 205 GTi	11:19.320	7	37.282	72.41	1:32.730
22	4		Steve WRIGHT		Peugeot 205 GTi	11:20.627	7	38.589	72.27	1:33.380
23	69		Tim HARRADINE		Fiesta XR2	11:22.458	7	40.420	72.07	1:34.135
24	44		Martin ROGERS		Fiesta XR2	11:24.743	7	42.705	71.83	1:34.029
25	65		Terry ROUGHTON		Peugeot 205 GTi	11:28.031	7	45.993	71.49	1:32.552
26	41		Nigel HUNT		Peugeot 205 GTi	11:30.378	7	48.340	71.25	1:35.412
27	46		Angus LOCK		Peugeot 205 GTi	11:31.299	7	49.261	71.15	1:35.653
28	13		James WARNER		Fiesta XR2	11:01.482	6	1 LAP	63.74	1:48.223

NOT CLASSIFIED

5	Gordon MACMILLAN	Peugeot 205 GTi	0	D.N.F.	N/A
12	Matthew POTTER	Peugeot 205 GTi	0	D.N.F.	N/A

FASTEST LAP

60	Craig SHEPHERD	Fiesta XR2	1:29.622	6	78.41mph	126.19kph
----	----------------	------------	----------	---	----------	-----------

Did not restart: 32 & 92
Weather/Track: Cloudy/Dry

Snetterton
Circuit Length = 1.9520 miles.
Start: 10:38

Clerk of Course:

MST sports timing

Stewards:

Timekeeper:

www.mstworld.com

Issued - 11:09 Sunday, 17 June 2001

Demon Tweeks/Yokohama/CCC Stock Hatch

Provisional Combined Qualifying Times

POS	NO	CL	NAME	NAT	ENTRY	FIRST		SECOND		
						TIME	LAPS	TIME	LAPS	GAP
1	60		Craig SHEPHERD		Fiesta XR2	1:40.654	8		0	
2	82		Alan THORNDYKE		Peugeot 205 GTi	1:41.712	9		0	1.058
3	11		Sean STANWAY		Fiesta XR2	1:42.481	8		0	1.827
4	6		Andy BURGESS		Suzuki Swift GTi	1:42.493	9		0	1.839
5	8		Steve GORDON		Peugeot 106 XSi	1:43.531	9		0	2.877
6	25		Pete MORGAN		Fiesta XR2	1:43.655	9		0	3.001
7	24		Tony SCARLETT		Peugeot 106 SXi	1:43.697	8		0	3.043
8	15		Darren BLUMSON		Peugeot 205 GTi	1:43.973	8		0	3.319
9	23		Paul TIBBS		Fiesta XR2	1:44.013	8		0	3.359
10	9		Paul SHEEHAN		Peugeot 205 GTi	1:44.518	8		0	3.864
11	92		Paul MCMILLAN		Peugeot 205 GTi	1:44.557	8		0	3.903
12	5		Gordon MACMILLAN		Peugeot 205 GTi	1:44.584	9		0	3.930
13	63		Patrick GROVE		Peugeot 205 GTi	1:45.116	8		0	4.462
14	97		Andy HERRING		Suzuki Swift GTi	1:45.331	9		0	4.677
15	13		James WARNER		Fiesta XR2	1:45.633	9		0	4.979
16	12		Matthew POTTER		Peugeot 205 GTi	1:45.847	8		0	5.193
17	96		Gareth WRIGHT		Fiesta XR2		0	1:45.902	8	5.248
18	33		Daniel NEIL		Peugeot 205 GTi	1:46.283	8		0	5.629
19	68		Tony TAYLOR		Peugeot 205 GTi	1:46.396	8		0	5.742
20	65		Terry ROUGHTON		Peugeot 205 GTi	1:46.908	8		0	6.254
21	36		Tim MARSHALL		Peugeot 205 GTi		0	1:47.013	9	6.359
22	47		Dave BALDING		Fiesta XR2	1:47.148	8		0	6.494
23	30		Carl TOWNEND		Peugeot 205 GTi	1:47.314	8		0	6.660
24	22		Hilary HOWLETT		Peugeot 106 XSi		0	1:47.579	9	6.925
25	46		Angus LOCK		Peugeot 205 GTi		0	1:47.624	9	6.970
26	32		Daniel ADDERLEY		Peugeot 205 GTi	1:47.738	7		0	7.084
27	69		Tim HARRADINE		Fiesta XR2	1:48.007	8		0	7.353
28	44		Martin ROGERS		Fiesta XR2	1:48.550	7		0	7.896
29	76		Simon HARVEY		Peugeot 205 GTi	1:48.560	8		0	7.906
30	34		Chris BALL		Fiesta XR2	1:48.777	8		0	8.123
31	55		Tony HEADLAND		Fiesta XR2		0	1:49.063	8	8.409
32	4		Steve WRIGHT		Peugeot 205 GTi		0	1:49.326	9	8.672
33	37		Christopher BETTIS		Vauxhall Nova GSi		0	1:49.525	7	8.871
34	38		Phillip BECKER		Fiesta XR2i	1:49.701	6		0	9.047
35	41		Nigel HUNT		Peugeot 205 GTi		0	1:49.908	8	9.254
36	61		Leslie OTT		Fiesta XR2i		0	1:49.990	8	9.336
37	78		Charles COZENS		Peugeot 1.4 XSi		0	1:50.624	8	9.970
38	91		Steven GROOM		Peugeot 205 GTi	1:50.641	8		0	9.987
39	19		Matthew LEWIS		Fiesta XR2	1:50.802	8		0	10.148
40	83		Ian KAY		Fiesta XR2		0	1:50.989	8	10.335
41	16		James BLACKSELL		Peugeot 205 GTi		0	1:51.131	8	10.477
42	98		Anthony RIDD		Suzuki Swift GTi		0	1:51.275	8	10.621
43	29		John RICE		Fiesta XR2		0	1:51.283	7	10.629
44	85		Andrew BOWDEN		Vauxhall Nova GSi		0	1:51.604	7	10.950
45	81		Matthew PERKS		Fiesta XR2		0	1:51.976	8	11.322
46	49		Paul GOROLINI		Fiesta XR2		0	1:52.270	8	11.616
47	67		Mark ALDEN		Fiesta XR2	1:52.271	8		0	11.617
48	89		Nick JOYCE		Fiesta XR2	1:52.535	7		0	11.881
49	35		Andrew THORPE		Fiesta XR2		0	1:52.565	6	11.911
50	27		Richard WARNER		Fiesta XR2		0	1:53.057	8	12.403
51	75		Simon BOWYER		Fiesta XR2		0	1:53.529	8	12.875
52	62		Andrew MILLER		Fiesta XR2		0	1:54.342	8	13.688
53	40		John WAPLES		Fiesta XR2i		0	1:54.978	7	14.324
54	0		Bill GREGORY		Ford Fiesta XR2		0	1:55.435	7	14.781
55	57		Richard HERBERT		Fiesta XR2		0	1:55.655	8	15.001
56	48		Mark SCHOFIELD		Peugeot 205 GTi		0	1:57.392	8	16.738
57	88		Ian OAKES		Vauxhall Nova GTE		0	1:58.522	8	17.868
58	94		Terry FRIEL		Fiesta XR2		0	1:58.653	7	17.999
59	64		Peter HANDS		Fiesta XR2		0	2:03.404	7	22.750



Weather/Track: Wet

10:23

MST sports timing



Snetterton
Circuit Length = 1.9520 miles.
Start: 09:34

Demon Tweeks/Yokohama/CCC Stock Hatch

Provisional Results Race 9

POS	NO	CL	NAME	NAT	ENTRY	TIME	LAPS	GAP	MPH	BEST
1	37		Christopher BETTIS		Vauxhall Nova GSi	15:44.353	10		74.41	1:32.131
2	4		Steve WRIGHT		Peugeot 205 GTi	15:47.902	10	3.549	74.13	1:33.082
3	34		Chris BALL		Fiesta XR2	16:00.122	10	15.769	73.19	1:34.599
4	91		Steven GROOM		Peugeot 205 GTi	16:03.811	10	19.458	72.91	1:34.211
5	41		Nigel HUNT		Peugeot 205 GTi	16:05.718	10	21.365	72.76	1:34.883
6	38		Phillip BECKER		Fiesta XR2i	16:06.260	10	21.907	72.72	1:34.476
7	81		Matthew PERKS		Fiesta XR2	16:07.006	10	22.653	72.67	1:34.621
8	29		John RICE		Fiesta XR2	16:12.839	10	28.486	72.23	1:34.214
9	85		Andrew BOWDEN		Vauxhall Nova GSi	16:14.199	10	29.846	72.13	1:34.708
10	49		Paul GOROLINI		Fiesta XR2	16:14.452	10	30.099	72.11	1:34.673
11	16		James BLACKSELL		Peugeot 205 GTi	16:14.748	10	30.395	72.09	1:34.695
12	19		Matthew LEWIS		Fiesta XR2	16:20.818	10	36.465	71.64	1:35.621
13	0		Bill GREGORY		Ford Fiesta XR2	16:25.677	10	41.324	71.29	1:35.315
14	35		Andrew THORPE		Fiesta XR2	16:26.122	10	41.769	71.26	1:35.787
15	79		Gary PARKES		Fiesta XR2	16:26.248	10	41.895	71.25	1:35.123
16	55		Tony HEADLAND		Fiesta XR2	16:26.739	10	42.386	71.21	1:36.182
17	89		Nick JOYCE		Fiesta XR2	16:27.100	10	42.747	71.19	1:34.652
18	57		Richard HERBERT		Fiesta XR2	16:29.496	10	45.143	71.01	1:35.557
19	78		Charles COZENS		Peugeot 1.4 XSi	16:38.417	10	54.064	70.38	1:36.927
20	48		Mark SCHOFIELD		Peugeot 205 GTi	16:39.281	10	54.928	70.32	1:36.817
21	40		John WAPLES		Fiesta XR2i	16:44.494	10	1:00.141	69.95	1:34.556
22	88		Ian OAKES		Vauxhall Nova GTE	16:59.135	10	1:14.782	68.95	1:37.354
23	64		Peter HANDS		Fiesta XR2	16:59.802	10	1:15.449	68.90	1:37.929
24	72		Clifford PELLIN		Fiesta XR2	17:00.360	10	1:16.007	68.87	1:38.458
25	62		Andrew MILLER		Fiesta XR2	17:01.349	10	1:16.996	68.80	1:37.567
26	27		Richard WARNER		Fiesta XR2	17:05.735	9	1 LAP	61.65	1:39.070

NOT CLASSIFIED

61	Leslie OTT	Fiesta XR2i	6:34.674	4	D.N.F.	71.22	1:34.281
83	Ian KAY	Fiesta XR2	6:40.765	4	D.N.F.	70.13	1:35.830
94	Terry FRIEL	Fiesta XR2	6:04.711	3	D.N.F.	57.80	1:43.993
75	Simon BOWYER	Fiesta XR2	3:47.094	2	D.N.F.	61.88	1:49.918
67	Mark ALDEN	Fiesta XR2	1:54.281	1	D.N.F.	61.49	1:54.281

FASTEST LAP

37	Christopher BETTIS	Vauxhall Nova GSi	1:32.131	8	76.27mph	122.75kph
----	--------------------	-------------------	----------	---	----------	-----------

Non-starter: 98
Weather/Track: Cloudy/Dry

Snetterton
Circuit Length = 1.9520 miles.
Start: 12:03

MST sports timing

Clerk of Course:

Stewards:

Timekeeper:

**Demon Tweeks/Yokohama/CCC Hot Hatch
Provisional Results Race 10**

POS	NO	CL	NAME	NAT	ENTRY	TIME	LAPS	GAP	MPH	BEST
1	86	B	Paul HORTON		Fiesta	14:18.607	10		81.84	1:24.285
2	50	B	John HAMMERSLEY		Peugeot 205 GTi	14:20.011	10	1.404	81.71	1:24.176
3	82	B	Guy FOULGER		Citroen Saxo VTR	14:23.084	10	4.477	81.42	1:24.787
4	14	B	Martyn CULLEY		Fiesta XR2	14:24.373	10	5.766	81.29	1:24.355
5	43	B	Martin RUTHERFORD		Fiesta XR2	14:38.859	10	20.252	79.95	1:25.902
6	81	C	Jay FROST		Renault Clio	14:39.301	10	20.694	79.91	1:26.408
7	76	B	Rob MINNS		Fiesta XR2	14:40.067	10	21.460	79.84	1:25.807
8	8	B	Richard WALMSLEY		Peugeot 205 GTi	14:41.689	10	23.082	79.70	1:26.130
9	41	B	Barrie CULLEY		Fiesta XR2	14:48.171	10	29.564	79.12	1:26.176
10	24	B	Nick FULLJAMES		Fiesta XR2i	14:49.459	10	30.852	79.00	1:26.249
11	32	B	Adrian LOWES		Escort XR3	14:50.131	10	31.524	78.94	1:26.156
12	85	B	Bernie BOWDEN		Vauxhall Nova GTE	14:51.536	10	32.929	78.82	1:26.034
13	31	B	Lewis WILLIAMS		Fiesta XR2	14:55.001	10	36.394	78.51	1:26.371
14	15	C	Darren BLUMSON		Vauxhall Astra GTE	14:55.979	10	37.372	78.43	1:25.996
15	6	A	Mark CUNNINGHAM		Citroen AX GT	15:01.602	10	42.995	77.94	1:27.489
16	9	B	Loi DYKE		Toyota Corolla GT	15:13.586	10	54.979	76.91	1:29.302
17	84	A	Mark BUSH		Rover Metro GTi	15:25.128	10	1:06.521	75.95	1:28.899
18	55	C	Steve HORNER		Fiesta RS 1800	15:32.773	10	1:14.166	75.33	1:28.909
19	21	B	Glyn CARTWRIGHT		Fiesta XR2	15:49.564	10	1:30.957	74.00	1:30.866
20	33	B	Richard KINGSNORTH		Peugeot 205 GTi	14:23.399	9	1 LAP	73.25	1:31.359

NOT CLASSIFIED

22	B	Andy FELLS		Fiesta XR2	11:31.226	8	D.N.F.	81.33	1:24.321
77	B	Steve POWLESLAND		Peugeot 205 GTi	12:23.239	8	D.N.F.	75.63	1:25.948
27	A	Elliot MEWSE		Rover Metro GTi	11:51.208	7	D.N.F.	69.16	1:34.426
44	A	Marc GLIDDON		Rover Metro GTi	9:22.444	6	D.N.F.	74.96	1:27.739
91	B	Paul FINES-ALLIN		Fiesta XR2	7:18.579	4	D.N.F.	64.09	1:34.534
51	B	Simon HILL		Peugeot 205 GTi		0	D.N.F.	N/A	

FASTEST LAP

50	B	John HAMMERSLEY		Peugeot 205 GTi	1:24.176	4	83.48mph	134.35kph
15	C	Darren BLUMSON		Vauxhall Astra GTE	1:25.996	6	81.72mph	131.51kph
6	A	Mark CUNNINGHAM		Citroen AX GT	1:27.489	7	80.32mph	129.26kph

Non-starter: 88

Weather/Track: Cloudy/Damp

Snetterton

Circuit Length = 1.9520 miles.

Start: 09:03

MST sports timing

Clerk of Course:

[Signature] 13:47

Stewards:

Timekeeper:

[Signature]

www.mstworld.com

Issued - 13:36 Sunday, 17 June 2001

Goldarts 7's

Provisional Results Race 11

POS	NO	CL	NAME	NAT	ENTRY	TIME	LAPS	GAP	MPH	BEST
1	5	A	Keith DUNN		Caterham Superlight	19:54.927	15		88.21	1:17.866
2	17	A	John SCHNEIDER		Caterham 7	19:55.491	15	0.564	88.17	1:17.958
3	33	A	Neil TURNER		Caterham Superlight	20:05.691	15	10.764	87.42	1:17.797
4	88	A	Richard INCE		Caterham Superlight	20:30.279	15	35.352	85.67	1:18.724
5	49	A	Ian WALE		Caterham Super 7	20:37.839	15	42.912	85.15	1:19.856
6	25	A	Peter LAWRENCE		Caterham Superlight	20:40.551	15	45.624	84.96	1:20.582
7	94	A	Steve HAYES		Caterham 7	20:40.926	15	45.999	84.94	1:20.829
8	63	A	Andy TOONE		Caterham 7	20:45.054	15	50.127	84.66	1:20.949
9	97	A	John PRAGNELL		Caterham 7	21:03.572	15	1:08.645	83.42	1:22.419
10	62	C	Matt SHIRES		Caterham 7 Supersport	21:12.801	15	1:17.874	82.81	1:22.886
11	22	C	Scott FITZGERALD		Caterham 7	21:12.804	15	1:17.877	82.81	1:23.118
12	18	A	John DUNHAM		Caterham 7	19:56.711	14	1 LAP	82.20	1:22.698
13	38	B	Neil ROBINSON		Caterham 7 Roadsport	20:28.748	14	1 LAP	80.06	1:25.692
14	27	C	Howard KAYE		Caterham 7 Supersport	20:30.088	14	1 LAP	79.97	1:26.004
15	98	B	Tim LAMB		Caterham 7	20:38.890	14	1 LAP	79.41	1:26.072
16	77	C	Ian BROWN		Caterham Super 7	20:39.342	14	1 LAP	79.38	1:24.854
17	68	C	Richard WEBB		Caterham 7	20:40.831	14	1 LAP	79.28	1:25.828
18	29	C	Ken BAIRD		Caterham 7	20:42.520	14	1 LAP	79.17	1:26.111
19	35	C	Stuart PLOTNEK		Caterham 7	20:42.570	14	1 LAP	79.17	1:25.905
20	20	C	Adrian WATT		Caterham 7	20:44.013	14	1 LAP	79.08	1:25.785
21	48	B	Gerald SIMPSON		Caterham Supersprint	20:49.661	14	1 LAP	78.72	1:26.778
22	85	B	Ian COLES		Caterham Roadsport	20:50.371	14	1 LAP	78.68	1:26.415

FASTEST LAP

33	A	Neil TURNER	Caterham Superlight	1:17.797	8	90.33mph	145.37kph
62	C	Matt SHIRES	Caterham 7 Supersport	1:22.886	9	84.78mph	136.44kph
38	B	Neil ROBINSON	Caterham 7 Roadsport	1:25.692	9	82.01mph	131.97kph

Non-starter: 19
Weather/Track: Cloudy/Dry

Snetterton
Circuit Length = 1.9520 miles.
Start: 13:44

MST sports timing

Clerk of Course:

Stewards:

Timekeeper:

W. Turner 14/12

[Signature]

www.mstworld.com

Issued - 14:05 Sunday, 17 June 2001

16.15-

750 Motor Club Formula Vee Provisional Results Race 12

POS	NO	CL	NAME	NAT	ENTRY	TIME	LAPS	GAP	MPH	BEST
1	18		Ivan CASEY		Leastone JH003	9:45.275	7		84.04	1:19.744
2	34		David HALL		SLS Group Sheane	9:49.682	7	4.407	83.41	1:20.731
3	1		Jeremy CLARK		Spyder GAC	9:49.835	7	4.560	83.39	1:20.760
4	11		Martyn DONN		Scarab Mk3	9:51.036	7	5.761	83.22	1:20.671
5	45		Bill BURNETT		Sheane	9:51.399	7	6.124	83.17	1:20.901
6	28		Patrick SHERRINGTON		Scarab Mk2	9:51.520	7	6.245	83.15	1:21.087
7	29		Stephen KERSHAW		Leastone JH003	9:51.834	7	6.559	83.11	1:21.306
8	37		Paul MITSON		Sheane	9:55.608	7	10.333	82.58	1:21.007
9	43		John STAPLETON		Leastone JH002	9:56.540	7	11.265	82.46	1:22.097
10	41		Martin BROWN		Ray FV89	9:56.834	7	11.559	82.41	1:21.045
11	87		Mike PASCALL		Sheane 2000	10:05.126	7	19.851	81.29	1:22.546
12	51		Alistair HESLOP		Scarab Mk4	10:06.144	7	20.869	81.15	1:24.025
13	53		Gordon BARNES		Spyder	10:12.200	7	26.925	80.35	1:24.054
14	24		Alan ROBINSON		Leastone AHS	10:12.354	7	27.079	80.33	1:24.386
15	5		Jon RANDALL		Kaimann	10:13.415	7	28.140	80.19	1:23.170
16	39		Lee ROUILLIER		Leastone	10:18.362	7	33.087	79.55	1:23.355
17	49		Ian RABY		Hawke DL	10:25.221	7	39.946	78.67	1:24.634
18	91		Ian BUXTON		Leastone	10:27.471	7	42.196	78.39	1:25.813
19	85		Tony DOWSON		Sheane	10:32.920	7	47.645	77.72	1:25.438
20	59		Bill STENNING		Spyder	10:34.863	7	49.588	77.48	1:26.003
21	86		Richard HARRIS		Sheane FV87	10:36.608	7	51.333	77.27	1:25.595
22	36		Peter KALPAKIOTIS		Leastone AHS	10:42.596	7	57.321	76.54	1:26.155
23	94		Aaron ATKINS		Sheane	10:23.182	6	1 LAP	67.65	1:35.300

NOT CLASSIFIED

6		Guy BELLINGHAM		Scarab Mk2	8:39.592	6	D.N.F.	81.14	1:21.169
27		Nik BAATZ		Sheane GAC	5:51.954	4	D.N.F.	79.86	1:23.516
70		Nicholas BROWN		Sheane 94	2:25.138	1	D.N.F.	48.41	
42		Ian ELLIS		Scarab Mk4		0	D.N.F.	N/A	
65		Michael FENWICK		Leastone JH002		0	D.N.F.	N/A	

FASTEST LAP

18		Ivan CASEY		Leastone JH003	1:19.744	6	88.12mph	141.82kph	
----	--	------------	--	----------------	----------	---	----------	-----------	--

Non-starter: 56 Did not restart: 2, 3 & 7
Weather/Track: Cloudy/Dry

Snetterton
Circuit Length = 1.9520 miles.
Start: 14:16

MST sports timing

Clerk of Course:

Stewards:

Timekeeper:

[Signature] 16-15

[Signature]

www.mstworld.com

Issued - 15:14 Sunday, 17 June 2001

16.65

Demon Tweeks/Yokohama/CCC Stock Hatch - FINAL Provisional Results Race 13

POS	NO	CL	NAME	NAT	ENTRY	TIME	LAPS	GAP	MPH	BEST
1	60		Craig SHEPHERD		Fiesta XR2	15:08.199	10		77.37	1:29.367
2	6		Andy BURGESS		Suzuki Swift GTi	15:15.739	10	7.540	76.73	1:29.348
3	8		Steve GORDON		Peugeot 106 XSi	15:16.658	10	8.459	76.66	1:30.259
4	11		Sean STANWAY		Fiesta XR2	15:17.159	10	8.960	76.61	1:29.833
5	24		Tony SCARLETT		Peugeot 106 SXi	15:22.095	10	13.896	76.20	1:30.191
6	15		Darren BLUMSON		Peugeot 205 GTi	15:23.761	10	15.562	76.07	1:30.743
7	92		Paul MCMILLAN		Peugeot 205 GTi	15:25.795	10	17.596	75.90	1:30.578
8	25		Pete MORGAN		Fiesta XR2	15:26.245	10	18.046	75.86	1:30.373
9	97		Andy HERRING		Suzuki Swift GTi	15:28.895	10	20.696	75.65	1:30.787
10	63		Patrick GROVE		Peugeot 205 GTi	15:29.846	10	21.647	75.57	1:30.816
11	9		Paul SHEEHAN		Peugeot 205 GTi	15:34.047	10	25.848	75.23	1:31.194
12	82		Alan THORNDYKE		Peugeot 205 GTi	15:42.297	10	34.098	74.57	1:31.878
13	33		Daniel NEIL		Peugeot 205 GTi	15:44.080	10	35.881	74.43	1:31.623
14	22		Hilary HOWLETT		Peugeot 106 XSi	15:45.521	10	37.322	74.32	1:31.438
15	23		Paul TIBBS		Fiesta XR2	15:45.541	10	37.342	74.31	1:31.862
16	36		Tim MARSHALL		Peugeot 205 GTi	15:48.132	10	39.933	74.11	1:31.704
17	47		Dave BALDING		Fiesta XR2	15:48.949	10	40.750	74.05	1:32.027
18	13		James WARNER		Fiesta XR2	15:51.351	10	43.152	73.86	1:32.993
19	37		Christopher BETTIS		Vauxhall Nova GSi	15:53.357	10	45.158	73.71	1:31.852
20	30		Carl TOWNEND		Peugeot 205 GTi	15:53.906	10	45.707	73.66	1:32.609
21	69		Tim HARRADINE		Fiesta XR2	15:56.188	10	47.989	73.49	1:32.758
22	65		Terry ROUGHTON		Peugeot 205 GTi	15:58.081	10	49.882	73.34	1:33.641
23	44		Martin ROGERS		Fiesta XR2	16:01.236	10	53.037	73.10	1:33.861
24	4		Steve WRIGHT		Peugeot 205 GTi	16:06.486	10	58.287	72.70	1:33.377
25	34		Chris BALL		Fiesta XR2	16:10.346	10	1:02.147	72.42	1:34.295
26	32		Daniel ADDERLEY		Peugeot 205 GTi	16:13.611	10	1:05.412	72.17	1:34.798
27	46		Angus LOCK		Peugeot 205 GTi	16:16.126	10	1:07.927	71.99	1:34.101

NOT CLASSIFIED

76	Simon HARVEY	Peugeot 205 GTi	12:48.599	8	D.N.F.	73.14	1:32.326
96	Gareth WRIGHT	Fiesta XR2	10:14.296	6	D.N.F.	68.63	1:31.978
12	Matthew POTTER	Peugeot 205 GTi	10:29.989	6	D.N.F.	66.92	1:31.807
5	Gordon MACMILLAN	Peugeot 205 GTi	5:29.891	3	D.N.F.	63.90	1:34.423
68	Tony TAYLOR	Peugeot 205 GTi	3:22.322	2	D.N.F.	69.46	1:34.850

FASTEST LAP

6	Andy BURGESS	Suzuki Swift GTi	1:29.348	5	78.65mph	126.57kph
---	--------------	------------------	----------	---	----------	-----------

Weather/Track: Cloudy/Dry

Snetterton
Circuit Length = 1.9520 miles.
Start: 15:28

MST sports timing

Clerk of Course:



Stewards:

Timekeeper:



www.mstworld.com

Issued - 15:45 Sunday, 17 June 2001

750 Motor Club Locost Provisional Results Race 14 - AMENDED

POS	NO	CL	NAME	NAT	ENTRY	TIME	LAPS	GAP	MPH	BEST
1	44		William MITCHAM		Locost	15:39.346	10		74.80	1:30.779
2	53		Mike SAUNDERS		Locost	15:41.365	10	2.019	74.64	1:32.112
3	8		Darren BANKS		Locost	15:41.997	10	2.651	74.59	1:32.235
4	7		Adam WILKINSON		Locost	15:48.989	10	9.643	74.04	1:33.276
5	36		Darryl BECKWITH		Locost	15:49.104	10	9.758	74.04	1:31.318
6	33		Glenn BOYER		Locost	15:59.255	10	19.909	73.25	1:33.401
7	28		Alex EACOCK		Locost	16:06.298	10	26.952	72.72	1:34.582
8	12		Andrew CRAPNELL		Locost	16:07.625	10	28.279	72.62	1:34.693
9	20		Tony CHERRINGTON		Locost	16:08.100	10	28.754	72.58	1:34.613
10	27		Alex HUGHES		Locost	16:11.588	10	32.242	72.32	1:35.372
11	15		Richard CARTLEDGE		Locost	16:11.648	10	32.302	72.32	1:34.020
12	77		Brian TURVEY		Locost	16:12.599	10	33.253	72.25	1:35.504
13	73		Ged SIDNELL		Locost	16:13.520	10	34.174	72.18	1:34.413
14	9		Malcolm MITTON		Locost	16:15.360	10	36.014	72.04	1:33.469
15	51		Helen SAUNDERS		Locost	16:19.510	10	40.164	71.74	1:35.865
16	26		Danny CASSAR		Locost	16:19.922	10	40.576	71.71	1:35.846
17	25		Dominic O'DONNELL		Locost	16:21.767	10	42.421	71.57	1:35.739
18	87		Alan YEARLEY		Locost	16:31.467	10	52.121	70.87	1:36.186
19	66		Keith O'BRIEN		Locost	16:35.809	10	56.463	70.56	1:35.816
20	31		Alex JULLIEN		Locost	16:38.703	10	59.357	70.36	1:37.014
21	43		Matt GROSSMITH		Locost	16:55.490	10	1:16.144	69.20	1:37.550
22	37		Kevin LUCAS		Locost	16:55.607	10	1:16.261	69.19	1:38.874
23	21		Mark BENTON		Locost	17:11.534	10	1:32.188	68.12	1:39.207
24	14		Ian COLLINS		Locost	17:13.064	10	1:33.718	68.02	1:39.044
25	49		Mark CRANKSHAW		Locost	17:13.858	10	1:34.512	67.97	1:38.902
26	88		Natalie ROBERTSON		Locost	15:41.128	9	1 LAP	67.20	1:39.511
27	22		Ivan THOMAS		Locost	16:02.415	9	1 LAP	65.71	1:43.095
28	48		Ian MCLAUGHLIN		Locost	15:44.559	8	2 LAPS	59.51	1:49.901

NOT CLASSIFIED

24	Gordon DOBSON	Locost	10:01.337	6	D.N.F.	70.11	1:37.316
96	Tim GRAY	Locost		0	D.N.F.	N/A	

FASTEST LAP

44	William MITCHAM	Locost	1:30.779	4	77.41mph	124.58kph
----	-----------------	--------	----------	---	----------	-----------

Non-starters: 13, 41 & 55
Amended laps for car 27.

Weather/Track: Cloudy/Dry
MST sports timing

Snetterton
Circuit Length = 1.9520 miles.
Start: 16:07

Clerk of Course:

[Signature] 17.55

Stewards:

Timekeeper:

[Signature]

1702.

M.A.N. Trucks Sports Racing & GT Provisional Results Race 15

POS	NO	CL	NAME	NAT	ENTRY	TIME	LAPS	GAP	MPH	BEST
1	57	A	Nick TAYLOR		Gardner Douglas Cobra	19:52.914	15		88.36	1:17.812
2	1	A	Cheng LIM		Ram Cobra	20:13.765	15	20.851	86.84	1:19.524
3	2	A	Mark JORDAN		Ram Cobra	20:27.569	15	34.655	85.86	1:20.492
4	11	A	Trevor TAYLOR		GTD 40	20:38.111	15	45.197	85.13	1:18.747
5	10	A	Tony CLINKARD		Ram Cobra	20:48.014	15	55.100	84.46	1:22.091
6	17	A	Mike WALKER		Porsche 911	19:55.720	14	1 LAP	82.27	1:23.538
7	71	B	Henry LAWSON		Ram D Type	20:25.625	14	1 LAP	80.27	1:25.857
8	9	B	Richard ABELS		Jaguar E Type	20:30.583	14	1 LAP	79.94	1:25.398
9	20	C	Adam WILKINSON		Westfield 11	20:46.939	14	1 LAP	78.89	1:27.302
10	54	C	Paul MORGAN		Ginetta G15	21:02.361	14	1 LAP	77.93	1:28.868
11	44	B	Tim BURNETT		Jaguar C Type Replica	21:03.420	14	1 LAP	77.86	1:28.099
12	7	A	Graham PADDICK		Lotus 23B Replica	21:06.472	14	1 LAP	77.68	1:28.621
13	3	C	Ken CULVERWELL		Westfield 11	19:56.655	13	2 LAPS	76.34	1:30.116

FASTEST LAP

57	A	Nick TAYLOR	Gardner Douglas Cobra	1:17.812	3	90.31mph	145.34kph
9	B	Richard ABELS	Jaguar E Type	1:25.398	12	82.29mph	132.43kph
20	C	Adam WILKINSON	Westfield 11	1:27.302	13	80.49mph	129.54kph

Weather/Track: Cloudy/Dry

MST sports timing

Snetterton
Circuit Length = 1.9520 miles.
Start: 16:34

Clerk of Course:

[Signature] 1701

Stewards:

Timekeeper:

[Signature]

www.mstworld.com

Issued 16:55 Sunday, 17 June 2001

**Demon Tweeks/Yokohama/CCC Hot Hatch
Provisional Results Race 16**

POS	NO	CL	NAME	NAT	ENTRY	TIME	LAPS	GAP	MPH	BEST
1	86	B	Paul HORTON		Fiesta	14:16.409	10		82.05	1:23.979
2	50	B	John HAMMERSLEY		Peugeot 205 GTi	14:16.620	10	0.211	82.03	1:23.877
3	14	B	Martyn CULLEY		Fiesta XR2	14:25.703	10	9.294	81.17	1:24.793
4	82	B	Guy FOULGER		Citroen Saxo VTR	14:26.158	10	9.749	81.13	1:24.318
5	51	B	Simon HILL		Peugeot 205 GTi	14:26.970	10	10.561	81.05	1:23.871
6	22	B	Andy FELLS		Fiesta XR2	14:28.895	10	12.486	80.87	1:23.977
7	43	B	Martin RUTHERFORD		Fiesta XR2	14:32.445	10	16.036	80.54	1:25.379
8	8	B	Richard WALMSLEY		Peugeot 205 GTi	14:35.486	10	19.077	80.26	1:25.546
9	76	B	Rob MINNS		Fiesta XR2	14:36.990	10	20.581	80.12	1:25.607
10	32	B	Adrian LOWES		Escort XR3	14:42.965	10	26.556	79.58	1:26.146
11	41	B	Barrie CULLEY		Fiesta XR2	14:43.281	10	26.872	79.55	1:26.327
12	81	C	Jay FROST		Renault Clio	14:44.242	10	27.833	79.47	1:26.068
13	15	C	Darren BLUMSON		Vauxhall Astra GTE	14:44.627	10	28.218	79.43	1:25.673
14	85	B	Bernie BOWDEN		Vauxhall Nova GTE	14:48.012	10	31.603	79.13	1:26.825
15	24	B	Nick FULLJAMES		Fiesta XR2i	14:48.476	10	32.067	79.09	1:26.649
16	6	A	Mark CUNNINGHAM		Citroen AX GT	14:49.095	10	32.686	79.03	1:26.721
17	31	B	Lewis WILLIAMS		Fiesta XR2	14:58.278	10	41.869	78.23	1:26.853
18	84	A	Mark BUSH		Rover Metro GTi	14:58.878	10	42.469	78.17	1:27.012
19	21	B	Glyn CARTWRIGHT		Fiesta XR2	15:11.786	10	55.377	77.07	1:28.851
20	33	B	Richard KINGSNORTH		Peugeot 205 GTi	15:18.716	10	1:02.307	76.48	1:29.565
21	55	C	Steve HORNER		Fiesta RS 1800	15:20.066	10	1:03.657	76.37	1:28.836

NOT CLASSIFIED

88	A	Steve POLLEY		Toyota Starlet	12:31.623	8	D.N.F.	74.79	1:27.274
91	B	Paul FINES-ALLIN		Fiesta XR2	12:45.869	8	D.N.F.	73.40	1:32.446
9	B	Loi DYKE		Toyota Corolla GT	2:11.757	1	D.N.F.	53.33	

FASTEST LAP

51	B	Simon HILL		Peugeot 205 GTi	1:23.871	10	83.79mph	134.84kph
15	C	Darren BLUMSON		Vauxhall Astra GTE	1:25.673	8	82.02mph	132.00kph
6	A	Mark CUNNINGHAM		Citroen AX GT	1:26.721	9	81.03mph	130.41kph

Non-starters: 27, 44 & 77
Weather/Track: Cloudy/Dry

MST sports timing

Snetterton
Circuit Length = 1.9520 miles.
Start: 17:03

Clerk of Course:  17:33

Stewards:

Timekeeper: 

Morgan Motor Company Challenge

Provisional Results Race 17

POS	NO	CL	NAME	NAT	ENTRY	TIME	LAPS	GAP	MPH	BEST
1	29	A	Keith AHLERS		Morgan + 8	19:25.948	15		90.40	1:16.814
2	99	A	Matthew WURR		Morgan + 8	19:42.631	15	16.683	89.13	1:17.644
3	2	A	Rick LLOYD		Morgan + 8	19:44.608	15	18.660	88.98	1:17.399
4	13	B	Chris ACKLAM		Morgan + 8	19:31.619	14	1 LAP	83.97	1:22.492
5	21	C	James PATERSON		Morgan + 8	19:34.157	14	1 LAP	83.78	1:21.789
6	39	C	Simon OREBI-GANN		Morgan + 8	19:37.334	14	1 LAP	83.56	1:22.565
7	14	B	Grahame WALKER		Morgan + 8	19:42.571	14	1 LAP	83.19	1:22.818
8	55	B	Philip McKELVEY		Morgan + 8	19:59.358	14	1 LAP	82.02	1:23.751
9	34	B	Peter SARGEANT		Morgan + 8	20:02.912	14	1 LAP	81.78	1:24.248
10	69	B	Phil HOLLINS		Morgan + 8	20:11.438	14	1 LAP	81.21	1:24.475
11	49	C	Paul CHAUVEAU		Morgan + 8	20:19.412	14	1 LAP	80.67	1:25.300
12	50	C	Paul BURRY		Morgan + 8	20:26.861	14	1 LAP	80.18	1:24.156
13	1	E	Alan WICKENDEN		Morgan 4/4	20:48.381	14	1 LAP	78.80	1:27.248
14	71	D	Kelvin LAIDLAW		Morgan + 8	20:55.431	14	1 LAP	78.36	1:27.809
15	17	D	Jack BELLINGER		Morgan + 8	19:31.435	13	2 LAPS	77.98	1:28.377
16	7	D	Mary LINDSAY		Morgan + 8	19:37.742	13	2 LAPS	77.56	1:28.883
17	31	C	Leigh SEBBA		Morgan + 8	19:53.622	13	2 LAPS	76.53	1:28.252
18	54	B	Peter HORSMAN		Morgan + 8	19:54.186	13	2 LAPS	76.49	1:23.189
19	24	B	Phil BROWN		Morgan + 8	20:26.602	13	2 LAPS	74.47	1:30.544
20	11	E	David JAMES		Morgan + 4	20:29.918	13	2 LAPS	74.27	1:32.427
21	44	E	Stephen WHEATLEY		Morgan 4/4	20:48.881	13	2 LAPS	73.14	1:32.818
22	48	D	Philip GODDARD		Morgan + 8	20:53.525	13	2 LAPS	72.87	1:34.310

FASTEST LAP


29	A	Keith AHLERS	Morgan + 8	1:16.814	13	91.48mph	147.23kph
21	C	James PATERSON	Morgan + 8	1:21.789	6	85.92mph	138.27kph
13	B	Chris ACKLAM	Morgan + 8	1:22.492	3	85.19mph	137.09kph
1	E	Alan WICKENDEN	Morgan 4/4	1:27.248	10	80.54mph	129.62kph
71	D	Kelvin LAIDLAW	Morgan + 8	1:27.809	8	80.03mph	128.79kph

Non-starter: 57
Weather/Track: Cloudy/Dry

MST sports timing

Snetterton
Circuit Length = 1.9520 miles.
Start: 17:29

Clerk of Course:



Stewards:

Timekeeper:

