

CHAMPIONSHIP CAR RACES



OFFICIAL PROGRAMME

SNETTERTON *October 28th* **£2.00**



This meeting is held under the General Regulations of the MSA (incorporating the provisions of the International Sporting Code of the FIA) and the Supplementary Regulations, Final Instructions and any written instructions which the Organisers issue for the race meeting. MSA Permit No: 6807

APPROXIMATE TIMETABLE

Practice Sessions

	Time
750MC Locost Championship - session A	9.00
750MC Locost Championship - session A	9.20
Demon Tweeks/Yokohama/CCC Hot Hatch Championship	9.45
MAN Trucks SR & GT Challenge with JEC PBJ Challenge	10.05
Demon Tweeks/Yokohama/CCC Stock Hatch Championship - session A	10.30
Demon Tweeks/Yokohama/CCC Stock Hatch Championship - session B	10.50
750MC Roadgoing Bike Engined series	11.15
grg.com Kit Car Championship	11.35

Races

1: 750MC Locost Championship	12.00
2: Demon Tweeks/Yokohama/CCC Hot Hatch Championship	1.00
3: 750MC Locost Championship	1.30
4: MAN Trucks SR & GT Challenge with JEC PBJ Challenge	1.55
5: Demon Tweeks/Yokohama/CCC Stock Hatch Championship	2.25
6: 750MC Roadgoing Bike Engined series	2.50
7: 750MC Locost Championship	3.20
8: grg.com Kit Car Championship	3.40
9: Demon Tweeks/Yokohama/CCC Stock Hatch Championship	4.05
10: 750MC Locost Championship	4.30

The organisers reserve the right, with the permission of the Stewards of the Meeting and/or the Clerk of Course, to change the order in which events are run and to postpone, cancel or abandon the meeting or any part thereof.

This Meeting is promoted by Octagon Motorsport Ltd

RACE MEETING OFFICIALS

MSA STEWARD

J.E.White

CLERKS OF COURSE

R.Adaway V.Ayres

DEPUTY CLERKS

D.Brice

DRIVING STANDARDS

OBSERVERS

TBA

CLUB STEWARDS

V.Adaway K.Messer

TIMEKEEPERS

T.Stevens (Chief) A.Stevens

R.Adie M.Adie

M.Adie T.Adie

D.Park

SCRUTINEERS

D.F.D.Smith (Chief) R.Byatt

I.Brocklesby C.Baker

J.Atkinson W.Cass

H.Fisher

INCIDENT OFFICER

A.Bennett

CHIEF MARSHAL

P.Harding

CHIEF OBSERVER

P. Stenning

CHIEF MEDICAL OFFICER

Prof.C.Loveday

RACE RESCUE UNIT

750 Motor Club

COMMENTATOR

L.Beales

SECRETARY OF THE MEETING

Robin Knight

MARSHALS

750 Motor Club
BMRMC & friends

Races 1/3 & 7/10

12 Laps

750 Motor Club Locost Championship

NO	DRIVER	CAR DETAILS	CCS	HOMETOWN	CLUB
8	Darren Banks	Locost	1300	Honiton	750
9	Malcolm Mitton	Locost	1300	Little Staughton	750
12	Andrew Crapnell	Locost	1300	Bradford On Avon	750
15	Richard Cartledge	Locost	1300	Bolton	750
27	Alex Hughes	Locost	1300	Hindhead	750
28	Alex Eacock	Locost	1300	Redditch	750
29	John Suckling	Locost	1300	Nr Keighley	750
33	Glenn Boyer	Locost	1300	Westonzoyland	750
35	Royce Grey	Locost	1300	Alresford	750
36	Darryl Beckwith	Locost	1300	Saunderton	750
40	William Rouillier	Locost	1300	Blandford Forum	750
41	Brett Townsend	Locost	1300	Leamington Spa	750
44	William Mitcham	Locost	1300	Bury St Edmunds	750
49	Mark Crankshaw	Locost	1300	Cambridge	750
52	Pete Hammond	Locost	1300	Aylesbury	750
53	Mike Saunders	Locost	1300	Landrake	750
55	Rodney Gildersleeves	Locost	1300	Sudbury	750
66	Keith O' Brien	Locost	1300	Welwyn	750
72	James Grantham	Locost	1300	Hopton	750
73	Ged Sidnell	Locost	1300	Norwich	750
96	Tim Gray	Locost	1300	Trowell	750
99	Adrian Pickering	Locost	1300	Abingdon	750

The above drivers will be in the 1st Locost practice session, those on the next page will be in the 2nd session. From those two sessions the fastest 50% will go into Race 1, the others into Race 3. Selection for Races 7 & 10 will be made from the driver's fastest laps in their race, with the fastest 50% going into Race 7, the others into Race 10. Should the number of starters for Races 7 & 10 have reduced to 32 or less, those races will be combined.

The 750 Motor Club Locost Championship was started in 1999 and is being promoted by the 750 Motor Club to encourage newcomers to construct and race a car built to a standard specification, very much in line with the 'ethos' of the Club. The 'Locost' was originally designed by Ron Champion, a teacher at Oundle School in Peterborough, as a project for his technology pupils. Such was the success that over 50 have been constructed within the school, a very popular book has been published and it is yet another of the 750 Motor Club's formulae aimed squarely at getting people involved in Motorsport. The Championship is sponsored in 2001 by Locost Limited.

Race 1/3 & 7/10

12 Laps

750 Motor Club Locost Championship

No	DRIVER	CAR DETAILS	CCS	HOMETOWN	CLUB
6	Niki Baxter	Locost	1300	Belper	750
13	Chris James	Locost	1300	Sonning Common	750
14	Ian Collins	Locost	1300	Bevere	750
17	Tim Sheridan	Locost	1300	Teddington	750
18	Philip O' Halloran	Locost	1300	Hersham	750
19	Erik Fairbairn	Locost	1300	Brentwood	750
21	Mark Benton	Locost	1300	Farnham Royal	750
22	Ivan Thomas	Locost	1300	Morley	750
23	Janet Sherry	Locost	1300	Twickenham	750
24	Gordon Dobson	Locost	1300	Biggin Hill	750
25	James O'Donnell	Locost	1300	Oakwood	750
32	Derek Linley	Locost	1300	Huddersfield	750
37	Kevin Lucas	Locost	1300	Ilkeston	750
39	Colin Beckwith	Locost	1300	High Wycombe	750
48	Ian McLaughlin	Locost	1300	Worksop	750
50	James Davies	Locost	1300	Cheltenham	750
51	Helen Saunders	Locost	1300	Landrake	750
54	Ian Gray	Locost	1300	Ilkeston	750
68	Tom Ballentyne	Locost	1300	Colchester	750
69	John Ballentyne	Locost	1300	Colchester	750


The 750 Motor Club Locost Championship was started in 1999 and is being promoted by the 750 Motor Club to encourage newcomers to construct and race a car built to a standard specification, very much in line with the 'ethos' of the Club. The 'Locost' was originally designed by Ron Champion, a teacher at Oundle School in Peterborough, as a project for his technology pupils. Such was the success that over 50 have been constructed within the school, a very popular book has been published and it is yet another of the 750 Motor Club's formulae aimed squarely at getting people involved in Motorsport. The Championship is sponsored in 2001 by Locost Limited.

Race 2

15 Laps

Demon Tweeks/Yokohama/CCC Hot Hatch Championship

NO	CLS	DRIVER	CAR DETAILS	CCS	HOMETOWN	CLUB
6	A	Mark Cunningham	Citroen AX GT	1400	Southwater	750
8	B	Richard Walmsley	Peugeot 205 GTi	1600	Dewsbury	750
14	B	Martyn Culley	Fiesta XR2	1600	Andover	750
17	C	Andrew Dunlop	Astra GTE	2000	Gorton	750
19	B	Roger Ebdon	Fiesta XR2	1600	Romsey	750
22	B	Andy Fells	Fiesta XR2	1600	Basildon	750
23	B	Stephen Wood	Peugeot 205 GTi	1599	Crediton	750
27	A	Elliot Mewse	Rover Metro GTi	1396	Patcham	750
28	B	Graham Palmer	Peugeot 205 GTi	1600	Hove	750
31	B	Lewis Williams	Fiesta XR2	1600	Guildford	750
32	B	Adrian Lowes	Escort XR3	1600	Horsham	750
35	A	Keith Piper	Vauxhall Corsa SRi	1400	Haywards Heath	750
41	B	Barrie Culley	Fiesta XR2	1600	Basingstoke	750
44	A	Marc Gliddon	Rover Metro GTi	1400	Brockham	750
50	B	John Hammersley	Peugeot 205 GTi	1600	Stone	750
51	B	Simon Hill	Peugeot 205 GTi	1600	Stone	750
52	A	John Waples	Citroen AX GT	1360	Crawley	750
55	C	Steve Horner	Fiesta RS 1800	1800	Buckingham	750
60	A	Lee Reynolds	Citroen AX GTi	1360	Church Stretton	750
66	B	Steve Treen	Peugeot 205 GTi	1597	Crediton	750
76	B	Rob Minns	Fiesta XR2	1600	Bromley	750
85	B	Bernie Bowden	Vauxhall Nova GTE	1600	Slough	750
88	A	Steve Polley	Toyota Starlet	1290	Heathfield	750




Demon Tweeks, Yokohama tyres and Cars & Car Conversions Magazine are the main sponsors for this year's Hot Hatch Championship which attracts a wide range of popular hatchback cars of up to 2000cc. Cars are allowed engine and suspension modifications, standard pattern brakes and all must use the Yokohama A032R 'control' tyre. This together with a weight penalty for leading cars ensures close racing without excessive budgets.

Race 4

15 Laps

SR & GT Challenge/JEC 'PBJ' Challenge

Nº	CLS	DRIVER	CAR DETAILS	CCS	HOMETOWN	CLUB
1	A	Cheng Lim	Ram Cobra	6600	Singapore	SR & GT
3	C	Ken Culverwell	Westfield T1	1340	Burntwood	SR & GT
4	B	Tim Burnett	Jaguar C Type Replica	3800	Burgess Hill	SR & GT
5	B	Paul Castaldini	Heritage C Type	4235	Chesham	SR & GT
7	B	Graham Paddick	Kougar Jaguar	3800	Henley -on- Thames	SR & GT
9	B	Richard Abels	Jaguar E Type	4235	Oakham	SR & GT
10	A	Tony Clinkard	Ram Cobra	5700	Harwell	SR & GT
11	A	Trevor Taylor	GTD 40	7000	Plymouth	SR & GT
12	A	Alex Taylor	Noble 23	2000	Maidenhead	SR & GT
16	JA	Robert Brown	HL Special	3800	Brockweir	JEC
17	A	Mike Walker	Porsche 911	3500	East Harptree	SR & GT
18	A	Michael Shoobridge	DWR Cobra Replica	6900	London	SR & GT
19	B	John Arnold	Jaguar D Type	4200	Kirkby Mallory	JEC
53	B	John Wilkes	Lister Jaguar Replica	3800	Chesterfield	JEC
54	C	Paul Morgan	Ginetta G15	998	Chalfont St Peter	750
55	C	Myles Castaldini	Davrian GT	1040	Chesham	SR & GT
71	B	Henry Lawson	Ram D Type	4235	Henfield	SR & GT
77	C	David Watts	Ginetta G27	1800	Scaldwell	SR & GT
85	C	John Morgan	Ginetta G15	1040	Chalfont St Peter	750



in motion

The MAN TRUCKS Sports Racing & GT Challenge is open to cars built no later than 31st December 1969 or replicars of the same, and is run in 4 classes. A is up to 7000cc front/mid-engined, 3500cc rear engine, B is six-cylinder Jaguar engined cars, C is front engine 2000cc and rear engine 1220cc, D is an invitation class. All classes have a minimum weight limit and rim width restriction.

Races 5/9 12 Laps

Demon Tweaks/Yokohama/CCC Stock Hatch Championship

No	DRIVER	CAR DETAILS	CCS	HOMETOWN	CLUB
2	Paul Taylor	Peugeot 205 GTi	1600	Great Amwell	750
4	Andy Elliott	Fiesta XR2i	1600	Balcombe	750
5	Gordon Macmillan	Peugeot 205 GTi	1580	Longworth	750
6	Andy Burgess	Suzuki Swift GTi	1300	Crawley	750
8	Steve Gordon	Peugeot 106 XSi	1600	Southampton	750
9	Paul Sheehan	Peugeot 205 GTi	1600	Coundon	750
10	Glenn Stokes	Peugeot 106	1600	Chafford Hundred	750
11	Sean Stanway	Fiesta XR2	1600	Chelmsford	750
12	Matthew Potter	Peugeot 205 GTi	1600	Iver	750
13	James Warner	Fiesta XR2	1600	Hassocks	750
14	Mark Davies	Peugeot 205 GTi	1600	Mirfield	750
15	Darren Blumson	Peugeot 205 GTi	1580	Reigate	750
18	Roger Ebdon	Fiesta XR2	1600	Romsey	750
22	Hilary Howlett	Peugeot 106 XSi	1587	Dereham	750
23	Paul Tibbs	Fiesta XR2	1600	Spalding	750
24	Tony Scarlett	Peugeot 106 SXi	1587	Scholes	750
Res 28	Kevin Hatch	Fiesta XR2	1600	Salisbury	750
30	Carl Townend	Peugeot 205 GTi	1580	Ecclesfield	750
33	Daniel Neil	Peugeot 205 GTi	1600	Pitsea	750
34	Chris Ball	Fiesta XR2	1600	Bournemouth	750
36	Tim Marshall	Peugeot 205 GTi	1580	Hinckley	750
38	Phillip Becker	Fiesta XR2i	1600	Henlow	750
44	Martin Rogers	Fiesta XR2	1600	Maidenhead	750
47	Dave Balding	Fiesta XR2	1600	South Woodham	750
60	Craig Shepherd	Fiesta XR2	1600	Braintree	750
63	Pat Grove	Peugeot 205 GTi	1600	Tewkesbury	750
65	Terry Roughton	Peugeot 205 GTi	1580	Wisbech	750
68	Tony Taylor	Peugeot 205 GTi	1580	Ware	750
72	Clifford Pellin	Fiesta XR2	1600	Canvey Island	750
76	Simon Harvey	Peugeot 205 GTi	1580	New Haw	750
79	Gary Parkes	Fiesta XR2	1597	Lincoln	750
91	Steven Groom	Peugeot 205 GTi	1600	Walkern	750
97	Andy Herring	Suzuki Swift GTi	1298	Wyndham	750

The above listed drivers will be in the 1st Stock Hatch practice session, those on the next page are in the 2nd session. From those combined times the fastest 32 qualified drivers will go into Race 5, the remainder into Race 9.

Races 5/9

12 Laps

Demon Tweeks/Yokohama/CCC Stock Hatch Championship

NO	DRIVER	CAR DETAILS	CCS	HOMETOWN	CLUB
16	James Blacksell	Peugeot 205 GTi	1600	Ardleigh	750
20	Don Hughes	Volkswagen Golf GTi	1588	Andover	750
21	Sarah Dyson	Escort XR3i	1600	Coulsdon	750
26	Steve Wright	Peugeot 205 GTi	1600	Canvey Island	750
27	Richard Warner	Fiesta XR2	1600	Northwich	750
37	Christopher Bettis	Vauxhall Nova GSi	1600	Basildon	750
39	Ben Hall	Fiesta XR2	1600	Ingestre	750
40	John Waples	Fiesta XR2i	1600	Crawley	750
41	Nigel Hunt	Peugeot 205 GTi	1600	Alvaston	750
48	Mark Schofield	Peugeot 205 GTi	1580	Bury St Edmunds	750
49	Paul Gorolini	Fiesta XR2	1600	Broxbourne	750
51	Derek Rozier	Fiesta XR2	1600	Bexley	750
54	Michael Wright	Fiesta XR2	1600	Winslow	750
55	Tony Headland	Fiesta XR2	1600	Norwich	750
56	Jim Musker	Fiesta XR2	1600	Doddeston	750
58	Martin Boon	Peugeot 205 GTi	1600	Kings Lynn	750
61	Leslie Ott	Fiesta XR2i	1600	South Woodford	750
67	Mark Alden	Fiesta XR2	1600	Manchester	750
69	Tim Harradine	Fiesta XR2	1600	Royston	750
77	Wayne Bailey	Peugeot 205 GTi	1600	Iver	750
78	Charles Cozens	Peugeot 1.4 XSi	1360	Chippenham	750
80	Mark Hammersley	Fiesta XR2	1600	Stafford	750
81	Matthew Perks	Fiesta XR2	1600	Chelmsford	750
83	Ian Kay	Fiesta XR2	1600	Chelmsford	750
84	Marcus Gibson	Fiesta XR2	1600	Redditch	750
85	Andrew Bowden	Vauxhall Nova GSi	1600	Slough	750
88	Ian Oakes	Vauxhall Nova GTE	1600	Bletchley	750
89	Nick Joyce	Fiesta XR2	1600	Wellesbourne	750
95	Daniel Grufferty	Peugeot 205 GTi	1600	Hawes	750
96	Gareth Wright	Fiesta XR2	1600	Wisbech	750
99	Jonathan Hopper	Peugeot 205 GTi	1580	Aylesbury	750
101	Richard Kingsnorth	Peugeot 205 GTi	1600	Colchester	750
103	Graham Scott	Suzuki Swift GTi	1300	Newbury	750

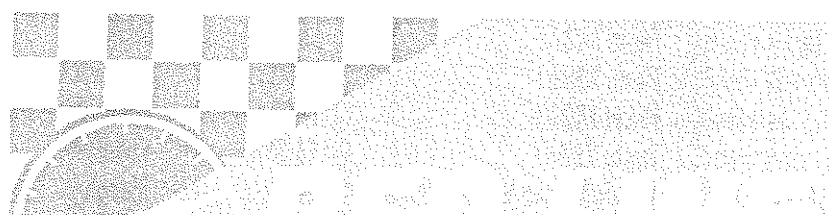
Demon Tweeks, Yokohama tyres & Cars & Car Conversions magazine are the main sponsors for the Stock Hatch Championship, which in its 4th year continues to be one of the most popular saloon car championships in the UK. The use of standard engine & gearbox, a 'control' Yokohama A539 tyre and a weight penalty for leading cars ensures close racing at very affordable cost.

Race 6

20 Laps

750 MC Roadgoing bike-engined series

NO	CLS	DRIVER	CAR DETAILS	CCS	HOMETOWN	CLUB
1	A	Richard Smith	Westfield Megabusa	1300	Kingswinford	750
4	B	Peter Hurst	Locoblade	918	Beccles	750
5	B	Matthew Rowe	Westfield Blade	919	Ilminster	750
6	B	Gordon Griffin	Fisher Fury	919	Sanderstead	750
7	B	Tim Harmer	Genesis	1100	Bradford	750
9	A	Jonathan Wright	Westfield Megabusa	1300	Swaffham Bulbeck	750
11	B	Mike Field	Fisher Fury	919	London	750
15	A	Andy Charsley	Fisher Fury	1300	Bromley	750
19	B	Stuart Manning	Sylva Phoenix	1000	Hawkhurst	750
24	B	Martin Brooks	Westfield Megablade	900	Chiswick	750
26	B	Alan Bushell	Tiger B6	1000	Norwich	750
27	B	Alan McPherson	Formula 27	919	Swindon	750
35	B	Alistair Massarella	Fisher Fury	900	Kings Lynn	750
37	A	Andrew Huxtable	Westfield Megabird	1137	Amersham	750
39	B	Andy Lamport	Fisher Fury	912	Hook	750
41	B	John Stewart	Stuart Taylor Locoblade	920	Hazlemere	750
51	A	Malcolm Turnbull	Westfield Megabusa	1300	Newton Aycliffe	750
77	B	Warwick Barnes	Fisher Fury	913	Rotherfield	750



Red Line[®] Synthetic Oil Corporation is the world leader in lubricant and fuel system chemistry. The only oil company to use 100% poly-ol ester base-stocks to provide unbeatable oil performance and durability, with no compromise. Used in Formula 1, F3000, ChampCars, GTs, NASCAR, Touring Cars, on-road, off-road, 2-wheels, 4 wheels, watercraft, hovercraft and aircraft: the same leading edge technology is available to all Red Line[®] users. Inventors of unique products such as Water Wetter[™], LikeWater[™] and ShockProof[™] gear oil, Red Line[®] are dedicated to producing the worlds finest synthetic lubricants and additives. Products designed for performance. Red Line[®] are pleased to support the new Roadgoing Motorcycle Engined Sports Car race series, with product prizes for the winners in each class.

New for 2001, the 750 Motor Club series for Roadgoing bike-engined cars is for two-seater cars which must be road legal and capable of passing an MOT. Cars may be constructed specifically for the series or may be one of the many motorcycle engined cars currently available from a wide range of kit car manufacturers. The engines must be series-production four-stroke units and may not be modified from standard; they run in two classes according to the manufacturer's figures, of up to 135 bhp (class B) and of 136 to 180 bhp (class A). The series is supported in its inaugural year by FISHER SPORTSCARS.

Race 8**grg.com****15 Laps**

kitcar championship

No	CLS	DRIVER	CAR DETAILS	CCS	HOMETOWN	CLUB
5	C	Nigel Brown	Leader 400	1800	Great Barr	750
11	C	Andrew Owen	Sylva Phoenix	1800	Welwyn Garden City	750
15	C	Simon Childs	Sylva Phoenix	1800	Nether Heyford	750
17	C	Dave Devine	Sylva Phoenix	1800	Ashingdon	750
19	C	Martin Smith	Procomp LA Gold	1800	Warley	750
20	C	Robert Putnam	Procomp LA Gold	1800	Warley	750
21	A	Clive Turner	Autotune Gemini	3000	Sandiacre	750
25	C	Jonathan Barnett	Sylva Phoenix	1800	Putney	750
30	A	Patrick McDermott	Westfield SE	1700	Wolverhampton	750
32	A	Peter Robinson	Sylva Striker	1660	Sutton Coldfield	750
37	A	David Robinson	Sylva Striker	1998	Rotherfield	750
48	C	James Goodwin	Sylva Striker	1800	Lichfield	750
51	A	Tony Absolom	Sylva Striker	1700	Reading	750
55	A	Andrew Ward	Sylva Striker	1700	Kettering	750
60	A	Andy Sterling	Dax Rush	3600	Brockenhurst	750
72	C	Lesley Hudson	Sylva Phoenix	1800	Litchborough	750
75	A	Matthew Lewis	Eldon Roadster	3528	Woking	750
77	A	Mark Owen	Sylva Striker Mk3	1600	Welwyn Garden City	750
78	A	Ken Lewins	Dutton Leggera	3500	Chesterfield	750
89	A	Mark Matthews	Marlin Sportster	3500	Crediton	750

The Kit Car Championship, sponsored by The Grass Roots Group PLC, is for road legal front-engined Kit Cars. The engine regulations allow considerable freedom whilst there are limitations on the design of rear suspension and transmission. There are three classes, A - up to 1660cc, B - 1661 to 3500cc and class C - 1800 Ford Zetec.

CURRENT CHAMPIONSHIP POSITIONS

grg.com Kit Car Championship							
1st	143	A	Andy Sterling	4th	110	A	Mark Owen
2nd	134	C	Jonathan Edwards	5th	107	A	Matthew Lewis
3rd	110	C	Andrew Owen	6th	102	C	Simon Childs
Demon Tweeks/Yokohama/CCC Hot Hatch Championship							
1st	146	A	Mark Cunningham	4th	112	B	Simon Hill
2nd	138	B	Guy Foulger	5th	112	A	Steve Polley
3rd	126	B	John Hammersley	6th	103	A	Mark Bush
Demon Tweeks/Yokohama/CCC Stock Hatch Championship							
1st	609		Tony Scarlett	4th	569		Steve Gordon
2nd	586		Pete Morgan	5th	514		Darren Blumson
3rd	572		Andy Burgess	6th	513		Paul Sheehan
750 Motor Club Locost Championship							
1st	180		Darryl Beckwith	4th	134		William Mitcham
2nd	155		Malcolm Mitton	5th	134		Mike Saunders
3rd	149		Darren Banks	6th	116		Royce Grey

Snetterton Circuit - Lap Records					
Formula	Class	Name	Time	Speed	Date
Kit Cars	A	A.Sterling	1:18.73	89.25	08/04/01
	B	M. Owen	1:21.56	86.15	05/04/99
	C	S. Taylor	1:20.05	87.78	17/09/00
Hot Hatch	A	M.Pick	1:26.12	81.59	17/09/00
	B	A. Varey	1:23.77	83.88	17/09/00
	C	L.Dyke	1:26.88	80.88	17/09/00
Stock Hatch		M.Davies	1:29.04	78.92	17/09/00
Locost		W.Mitcham	1:30.779	77.41	17/06/01

Snetterton Circuit - Lap Speed Table

<i>Time in secs</i>	<i>Speed in mph</i>	<i>Time in secs</i>	<i>Speed in mph</i>	<i>Time in secs</i>	<i>Speed in mph</i>	<i>Time in secs</i>	<i>Speed in mph</i>	<i>Time in secs</i>	<i>Speed in mph</i>	<i>Time in secs</i>	<i>Speed in mph</i>	<i>Time in secs</i>	<i>Speed in mph</i>
70.00	100.39	73.00	96.26	76.00	92.46	79.00	88.95	82.00	85.70	85.00	82.67	88.00	79.85
70.10	100.25	73.10	96.13	76.10	92.34	79.10	88.84	82.10	85.59	85.10	82.58	88.10	79.76
70.20	100.10	73.20	96.00	76.20	92.22	79.20	88.73	82.20	85.49	85.20	82.48	88.20	79.67
70.30	99.96	73.30	95.87	76.30	92.10	79.30	88.62	82.30	85.39	85.30	82.38	88.30	79.58
70.40	99.82	73.40	95.74	76.40	91.98	79.40	88.50	82.40	85.28	85.40	82.29	88.40	79.49
70.50	99.68	73.50	95.61	76.50	91.86	79.50	88.39	82.50	85.18	85.50	82.19	88.50	79.40
70.60	99.54	73.60	95.48	76.60	91.74	79.60	88.28	82.60	85.08	85.60	82.09	88.60	79.31
70.70	99.39	73.70	95.35	76.70	91.62	79.70	88.17	82.70	84.97	85.70	82.00	88.70	79.22
70.80	99.25	73.80	95.22	76.80	91.50	79.80	88.06	82.80	84.87	85.80	81.90	88.80	79.14
70.90	99.11	73.90	95.09	76.90	91.38	79.90	87.95	82.90	84.77	85.90	81.81	88.90	79.05
71.00	98.97	74.00	94.96	77.00	91.26	80.00	87.84	83.00	84.67	86.00	81.71	89.00	78.96
71.10	98.84	74.10	94.83	77.10	91.14	80.10	87.73	83.10	84.56	86.10	81.62	89.10	78.87
71.20	98.70	74.20	94.71	77.20	91.03	80.20	87.62	83.20	84.46	86.20	81.52	89.20	78.78
71.30	98.56	74.30	94.58	77.30	90.91	80.30	87.51	83.30	84.36	86.30	81.43	89.30	78.69
71.40	98.42	74.40	94.45	77.40	90.79	80.40	87.40	83.40	84.26	86.40	81.33	89.40	78.60
71.50	98.28	74.50	94.32	77.50	90.67	80.50	87.29	83.50	84.16	86.50	81.24	89.50	78.52
71.60	98.15	74.60	94.20	77.60	90.56	80.60	87.19	83.60	84.06	86.60	81.15	89.60	78.43
71.70	98.01	74.70	94.07	77.70	90.44	80.70	87.08	83.70	83.96	86.70	81.05	89.70	78.34
71.80	97.87	74.80	93.95	77.80	90.32	80.80	86.97	83.80	83.86	86.80	80.96	89.80	78.25
71.90	97.74	74.90	93.82	77.90	90.21	80.90	86.86	83.90	83.76	86.90	80.87	89.90	78.17
72.00	97.60	75.00	93.70	78.00	90.09	81.00	86.76	84.00	83.66	87.00	80.77	90.00	78.08
72.10	97.46	75.10	93.57	78.10	89.98	81.10	86.65	84.10	83.56	87.10	80.68	90.10	77.99
72.20	97.33	75.20	93.45	78.20	89.86	81.20	86.54	84.20	83.46	87.20	80.59	90.20	77.91
72.30	97.20	75.30	93.32	78.30	89.75	81.30	86.44	84.30	83.36	87.30	80.49	90.30	77.82
72.40	97.06	75.40	93.20	78.40	89.63	81.40	86.33	84.40	83.26	87.40	80.40	90.40	77.73
72.50	96.93	75.50	93.08	78.50	89.52	81.50	86.22	84.50	83.16	87.50	80.31	90.50	77.65
72.60	96.79	75.60	92.95	78.60	89.40	81.60	86.12	84.60	83.06	87.60	80.22	90.60	77.56
72.70	96.66	75.70	92.83	78.70	89.29	81.70	86.01	84.70	82.97	87.70	80.13	90.70	77.48
72.80	96.53	75.80	92.71	78.80	89.18	81.80	85.91	84.80	82.87	87.80	80.04	90.80	77.39
72.90	96.40	75.90	92.58	78.90	89.06	81.90	85.80	84.90	82.77	87.90	79.95	90.90	77.31

SNETTERTON CIRCUIT

Norwich, Norfolk. NR16 2JU.

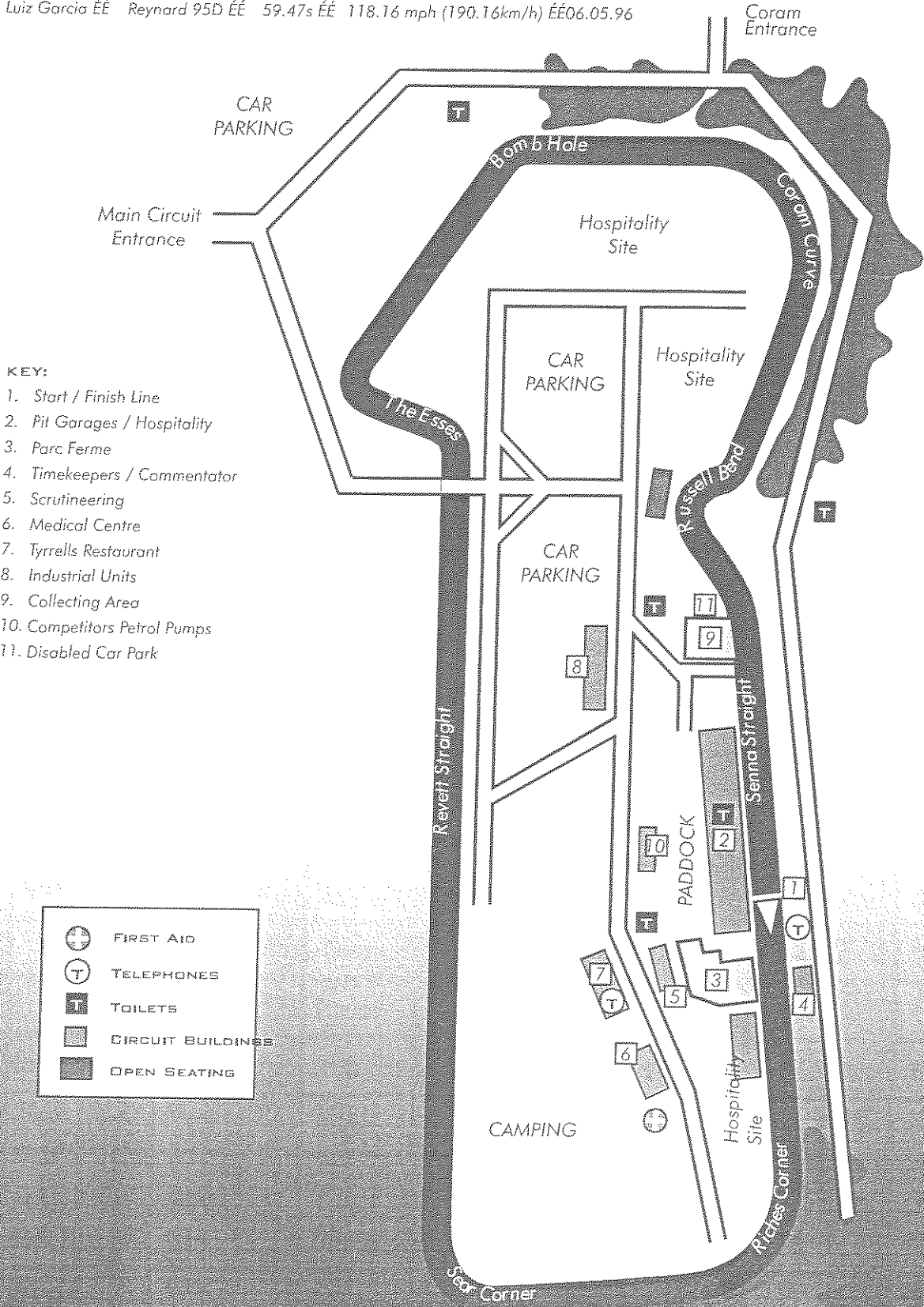
Tel: 01953 887303 Fax: 01953 888220

Central Booking Office: 0990 125 250

FULL CIRCUIT LENGTH: 1.952 miles (3.141 kms)

OUTRIGHT LAP RECORD:

Luiz Garcia $\acute{E}\acute{E}$ Reynard 95D $\acute{E}\acute{E}$ 59.47s $\acute{E}\acute{E}$ 118.16 mph (190.16km/h) $\acute{E}\acute{E}$ 06.05.96



KEY:

1. Start / Finish Line
2. Pit Garages / Hospitality
3. Parc Ferme
4. Timekeepers / Commentator
5. Scrutineering
6. Medical Centre
7. Tyrrells Restaurant
8. Industrial Units
9. Collecting Area
10. Competitors Petrol Pumps
11. Disabled Car Park

	FIRST AID
	TELEPHONES
	TOILETS
	CIRCUIT BUILDINGS
	OPEN SEATING

750 Motor Club Locost Provisional Results Race 1

POS	NO	CL	NAME	NAT	ENTRY	TIME	LAPS	GAP	MPH	BEST
1	44		William MITCHAM		Locost	18:16.831	12		76.88	1:29.793
2	53		Mike SAUNDERS		Locost	18:21.595	12	4.764	76.54	1:29.985
3	8		Darren BANKS		Locost	18:30.523	12	13.692	75.93	1:30.606
4	72		James GRANTHAM		Locost	18:31.049	12	14.218	75.89	1:30.327
5	36		Darryl BECKWITH		Locost	18:31.756	12	14.925	75.85	1:30.584
6	12		Andrew CRAPNELL		Locost	18:32.334	12	15.503	75.81	1:30.759
7	41		Brett TOWNSEND		Locost	18:32.443	12	15.612	75.80	1:30.594
8	9		Malcolm MITTON		Locost	18:33.373	12	16.542	75.74	1:30.027
9	35		Royce GREY		Locost	18:54.199	12	37.368	74.34	1:31.392
10	40		William ROUILLIER		Locost	18:54.405	12	37.574	74.33	1:31.317
11	96		Tim GRAY		Locost	18:54.542	12	37.711	74.32	1:32.017
12	33		Glenn BOYER		Locost	18:54.949	12	38.118	74.30	1:32.465
13	15		Richard CARTLEDGE		Locost	19:05.574	12	48.743	73.61	1:33.364
14	29		John SUCKLING		Locost	19:07.133	12	50.302	73.51	1:32.573
15	13		Chris JAMES		Locost	19:26.803	12	1:09.972	72.27	1:31.983
16	55		Rodney GILDERSLEEVES		Locost	18:17.243	11	1 LAP	70.44	1:34.356

NOT CLASSIFIED

49	Mark CRANKSHAW	Locost	8:18.787	5	D.N.F.	70.44	1:34.972
66	Keith O'BRIEN	Locost	1:49.145	1	D.N.F.	64.38	1:49.145
27	Alex HUGHES	Locost		0	D.N.F.	N/A	
28	Alex EACOCK	Locost		0	D.N.F.	N/A	

FASTEST LAP

44	William MITCHAM	Locost	1:29.793	8	78.26mph	125.94kph
----	-----------------	--------	----------	---	----------	-----------

NEW LAP RECORD
Weather/Track: Sunny/Dry

MST sports timing

Snetterton
Circuit Length = 1.9520 miles.
Start: 12:40

Clerk of Course:

Dale Baker

Stewards:

1400

Timekeeper:

www.mstworld.com

Issued - 13:02 Sunday, 28 October 2001

Demon Tweeks/Yokohama/CCC Hot Hatch Provisional Results Race 2

POS	NO	CL	NAME	NAT	ENTRY	TIME	LAPS	GAP	MPH	BEST
1	51	B	Simon HILL		Peugeot 205 GTi	21:16.645	15		82.56	1:23.753
2	19	B	Roger EBDON		Ford Fiesta XR2	21:17.385	15	0.740	82.51	1:23.307
3	14	B	Martyn CULLEY		Ford Fiesta XR2	21:17.504	15	0.859	82.51	1:23.829
4	82	B	Guy FOULGER		Citroen Saxo VTR	21:31.345	15	14.700	81.62	1:23.909
5	22	B	Andy FELLS		Ford Fiesta XR2	21:32.977	15	16.332	81.52	1:24.090
6	41	B	Barrie CULLEY		Ford Fiesta XR2	21:36.515	15	19.870	81.30	1:24.244
7	85	B	Bernie BOWDEN		Vauxhall Nova GTE	21:37.432	15	20.787	81.24	1:24.176
8	76	B	Rob MINNS		Ford Fiesta XR2	21:37.869	15	21.224	81.21	1:24.918
9	50	B	John HAMMERSLEY		Peugeot 205 GTi	21:40.245	15	23.600	81.06	1:24.273
10	8	B	Richard WALMSLEY		Peugeot 205 GTi	22:17.420	15	1:00.775	78.81	1:26.953
11	6	A	Mark CUNNINGHAM		Citroen AX GT	22:19.249	15	1:02.604	78.70	1:26.912
12	55	C	Steve HORNER		Ford Fiesta RS 1800	22:39.904	15	1:23.259	77.51	1:27.720
13	35	A	Keith PIPER		Vauxhall Corsa SRI	22:10.054	14	1 LAP	73.96	1:31.465
NOT CLASSIFIED										
32	B	Adrian LOWES		Ford Escort XR3	15:43.181	11	D.N.F.	81.95	1:24.161	
FASTEST LAP										
19	B	Roger EBDON		Ford Fiesta XR2	1:23.307	3	84.35mph	135.75kph		
6	A	Mark CUNNINGHAM		Citroen AX GT	1:26.912	4	80.85mph	130.12kph		
55	C	Steve HORNER		Ford Fiesta RS 1800	1:27.720	13	80.10mph	128.92kph		

Non-starters: 23, 66 & 88
Sunny/Dry

NEW LAP RECORD CLASS B

Snetterton
Circuit Length = 1.9520 miles.
Start: 13:09

MST sports timing

Clerk of Course:

Stewards:

Timekeeper:

750 Motor Club Locost Provisional Results Race 3

POS	NO	CL	NAME	NAT	ENTRY	TIME	LAPS	GAP	MPH	BEST
1	25		James O'DONNELL		Locost	19:21.719	12		72.58	1:34.279
2	39		Colin BECKWITH		Locost	19:22.008	12	0.289	72.57	1:32.975
3	51		Helen SAUNDERS		Locost	19:33.416	12	11.697	71.86	1:35.203
4	19		Erik FAIRBAIRN		Locost	19:34.054	12	12.335	71.82	1:33.126
5	14		Ian COLLINS		Locost	19:54.987	12	33.268	70.56	1:35.928
6	32		Derek LINLEY		Locost	20:03.682	12	41.963	70.05	1:38.298
7	68		Tom BALLENTYNE		Locost	20:14.554	12	52.835	69.43	1:38.230
8	69		John BALLENTYNE		Locost	20:28.609	12	1:06.890	68.63	1:39.340
9	18		Philip O'HALLORAN		Locost	20:29.766	12	1:08.047	68.57	1:39.387
10	23		Janet SHERRY		Locost	20:38.980	12	1:17.261	68.06	1:40.604
11	21		Mark BENTON		Locost	20:39.355	12	1:17.636	68.04	1:39.674
12	50		James DAVIES		Locost	20:40.327	12	1:18.608	67.98	1:40.797
13	22		Ivan THOMAS		Locost	20:41.036	12	1:19.317	67.94	1:39.310
14	17		Tim SHERIDAN		Locost	19:32.412	11	1 LAP	65.93	1:43.016
15	6		Niki BAXTER		Locost	19:33.626	11	1 LAP	65.86	1:43.088

NOT CLASSIFIED

54	Ian GRAY	Locost	17:46.021	11	D.N.F.	72.51	1:33.788
24	Gordon DOBSON	Locost	16:20.082	10	D.N.F.	71.70	1:34.968
48	Ian MCLAUGHLIN	Locost	15:28.400	8	D.N.F.	60.55	1:43.390
52	Pete HAMMOND	Locost	8:49.635	5	D.N.F.	66.34	1:41.611
73	Ged SIDNELL	Locost	6:55.922	4	D.N.F.	67.58	1:40.239

FASTEST LAP

39	Colin BECKWITH	Locost	1:32.975	4	75.58mph	121.63kph
----	----------------	--------	----------	---	----------	-----------

Non-starters: 37
Sunny/Dry

Snetterton
Circuit Length = 1.9520 miles.
Start: 13:37

MST sports timing

Clerk of Course:

Stewards:

Timekeeper:

MAN Trucks Sports Racing & GT

Provisional Results Race 4


POS	NO	CL	NAME	NAT	ENTRY	TIME	LAPS	GAP	MPH	BEST
1	1	A	Cheng LIM		Ram Cobra	20:14.564	15		86.78	1:18.123
2	10	A	Tony CLINKARD		Ram Cobra	20:33.972	15	19.408	85.42	1:20.918
3	5	B	Paul CASTALDINI		Heritage C Type	21:09.599	15	55.035	83.02	1:22.979
4	17	A	Mike WALKER		Porsche 911	21:12.217	15	57.653	82.85	1:21.973
5	9	B	Richard ABELS		Jaguar E Type	21:26.993	15	1:12.429	81.90	1:24.124
6	12	A	Alex TAYLOR		Noble 23	20:16.566	14	1 LAP	80.86	1:24.434
7	3	C	Ken CULVERWELL		Westfield 11	21:00.264	14	1 LAP	78.06	1:28.389
8	18	A	Michael SHOOBRIDGE		DWR Cobra Replica	21:10.195	14	1 LAP	77.45	1:22.482
9	7	B	Graham PADDICK		Kougar Jaguar	21:17.589	14	1 LAP	77.00	1:28.939
10	4	B	Tim BURNETT		Jaguar C Type Repli	21:17.857	14	1 LAP	76.98	1:28.916
11	77	C	David WATTS		Ginetta G27	21:20.406	14	1 LAP	76.83	1:28.929
12	19	B	John ARNOLD		Jaguar D Type	20:25.251	13	2 LAPS	74.55	1:31.422
13	16	JA	Robert BROWN		HL Special	21:01.232	13	2 LAPS	72.43	1:34.748
14	54	C	Paul MORGAN		Ginetta G15	21:09.233	12	3 LAPS	66.43	1:28.954
15	85	C	John MORGAN		Ginetta G15	21:40.261	11	4 LAPS	59.44	1:39.435

NOT CLASSIFIED

71	A	Henry LAWSON		Lister Chevrolet	13:25.792	10	D.N.F.	87.20	1:18.841
11	A	Trevor TAYLOR		GTD 40	5:26.410	4	D.N.F.	86.11	1:19.077

FASTEST LAP

1	A	Cheng LIM		Ram Cobra	1:18.123	11	89.95mph	144.76kph
5	B	Paul CASTALDINI		Heritage C Type	1:22.979	6	84.68mph	136.28kph
3	C	Ken CULVERWELL		Westfield 11	1:28.389	6	79.50mph	127.94kph
16	JA	Robert BROWN		HL Special	1:34.748	12	74.16mph	119.36kph



No 53 excluded - 516.1 f
Sunny/Dry

MST sports timing



Snetterton
Circuit Length = 1.9520 miles.
Start: 14:23

Demon Tweaks/Yokohama/CCC Stock Hatch Provisional Results Race 5

POS	NO	CL	NAME	NAT	ENTRY	TIME	LAPS	GAP	MPH	BEST
1	6		Andy BURGESS		Suzuki Swift GTi	6:04.977	4		77.01	1:29.138
2	9		Paul SHEEHAN		Peugeot 205 GTi	6:11.209	4	6.232	75.72	1:30.411
3	10		Glenn STOKES		Peugeot 106	6:11.496	4	6.519	75.66	1:30.290
4	8		Steve GORDON		Peugeot 106 XSi	6:12.199	4	7.222	75.52	1:30.584
5	24		Tony SCARLETT		Peugeot 106 SXi	6:12.576	4	7.599	75.44	1:30.500
6	15		Darren BLUMSON		Peugeot 205 GTi	6:13.054	4	8.077	75.34	1:29.451
7	60		Craig SHEPHERD		Ford Fiesta XR2	6:14.476	4	9.499	75.06	1:30.440
8	4		Andy ELLIOTT		Ford Fiesta XR2i	6:15.227	4	10.250	74.91	1:30.922
9	22		Hilary HOWLETT		Peugeot 106 XSi	6:15.785	4	10.808	74.80	1:30.823
10	80		Mark HAMMERSLEY		Ford Fiesta XR2	6:16.826	4	11.849	74.59	1:30.934
11	47		Dave BALDING		Ford Fiesta XR2	6:17.395	4	12.418	74.48	1:29.942
12	63		Pat GROVE		Peugeot 205 GTi	6:18.703	4	13.726	74.22	1:30.664
13	69		Tim HARRADINE		Ford Fiesta XR2	6:19.236	4	14.259	74.12	1:30.544
14	65		Terry ROUGHTON		Peugeot 205 GTi	6:23.220	4	18.243	73.34	1:30.565
15	36		Tim MARSHALL		Peugeot 205 GTi	6:23.926	4	18.949	73.21	1:32.255
16	13		James WARNER		Ford Fiesta XR2	6:24.059	4	19.082	73.18	1:31.051
17	12		Matthew POTTER		Peugeot 205 GTi	6:26.714	4	21.737	72.68	1:31.982
18	81		Matthew PERKS		Ford Fiesta XR2	6:26.984	4	22.007	72.63	1:32.545
19	39		Ben HALL		Ford Fiesta XR2	6:28.820	4	23.843	72.29	1:32.145
20	61		Leslie OTT		Ford Fiesta XR2i	6:30.653	4	25.676	71.95	1:31.713
21	85		Andrew BOWDEN		Vauxhall Nova GSi	6:32.388	4	27.411	71.63	1:33.951
22	34		Chris BALL		Ford Fiesta XR2	6:33.342	4	28.365	71.46	1:32.925

FASTEST LAP

6	Andy BURGESS	Suzuki Swift GTi	1:29.138	2	78.83mph	126.87kph
---	--------------	------------------	----------	---	----------	-----------

Non-starters: 5, 14, 18, 23, 30, 37

Excluded for car being underweight: 2, 11, 26 & 97
Sunny/Dry
MST sports timing

NEW LAP RECORD

Snetterton
Circuit Length = 1.9520 miles.
Start: 15:12

Clerk of Course:

Stewards:

Timekeeper:

750 Motor Club Roadgoing Bike Engined Series Provisional Results Race 6

POS	NO	CL	NAME	NAT	ENTRY	TIME	LAPS	GAP	MPH	BEST
1	24	B	Martin BROOKS		Westfield Megablade	26:48.958	20		87.35	1:19.408
2	35	B	Alistair MASSARELLA		Fisher Fury	27:16.906	20	27.948	85.86	1:20.419
3	9	A	Jonathan WRIGHT		Westfield Megabusa	27:21.910	20	32.952	85.59	1:19.910
4	51	A	Malcolm TURNBULL		Westfield Megabusa	27:51.623	20	1:02.665	84.07	1:20.503
5	7	B	Tim HARMER		Genesis	27:55.829	20	1:06.871	83.86	1:22.213
6	4	B	Peter HURST		Locoblade	26:52.602	19	1 LAP	82.79	1:22.978
7	26	B	Alan BUSHELL		Tiger B6	27:58.435	19	1 LAP	79.54	1:26.610
8	41	B	John STEWART		Stuart Taylor Locob	28:08.053	19	1 LAP	79.09	1:26.357
NOT CLASSIFIED										
15	A	Andy CHARSLEY		Fisher Fury	21:49.556	16	D.N.F.	85.85	1:17.443	
11	B	Mike FIELD		Fisher Fury	20:23.397	15	D.N.F.	86.16	1:20.006	
5	B	Matthew ROWE		Westfield Blade	21:11.995	14	D.N.F.	77.34	1:19.963	
6	B	Gordon GRIFFIN		Fisher Fury	8:26.093	6	D.N.F.	83.31	1:22.115	
77	B	Warwick BARNES		Fisher Fury	8:50.435	6	D.N.F.	79.48	1:22.350	
27	B	Alan McPHERSON		Formula 27	3:04.397	2	D.N.F.	76.21	1:28.040	
FASTEST LAP										
15	A	Andy CHARSLEY		Fisher Fury	1:17.443	14	90.74mph	146.03kph		
24	B	Martin BROOKS		Westfield Megablade	1:19.408	16	88.49mph	142.41kph		

Non-starters: 1, 19, 37
Sunny/Dry

MST sports timing

Snetterton
Circuit Length = 1.9520 miles.
Start: 15:36

Clerk of Course

Stewards:

Timekeeper:

750 Motor Club Locost Provisional Results Race 7

POS	NO	CL	NAME	NAT	ENTRY	TIME	LAPS	GAP	MPH	BEST
1	44		William MITCHAM		Locost	15:09.614	10		77.25	1:28.976
2	53		Mike SAUNDERS		Locost	15:10.774	10	1.160	77.15	1:29.025
3	72		James GRANTHAM		Locost	15:30.647	10	21.033	75.50	1:30.642
4	9		Malcolm MITTON		Locost	15:31.386	10	21.772	75.44	1:31.372
5	41		Brett TOWNSEND		Locost	15:31.456	10	21.842	75.44	1:31.131
6	12		Andrew CRAPNELL		Locost	15:32.015	10	22.401	75.39	1:30.617
7	8		Darren BANKS		Locost	15:33.745	10	24.131	75.25	1:30.527
8	13		Chris JAMES		Locost	15:34.137	10	24.523	75.22	1:30.562
9	96		Tim GRAY		Locost	15:34.729	10	25.115	75.17	1:31.314
10	33		Glenn BOYER		Locost	15:42.259	10	32.645	74.57	1:30.506
11	29		John SUCKLING		Locost	15:43.266	10	33.652	74.49	1:32.101
12	39		Colin BECKWITH		Locost	15:51.317	10	41.703	73.86	1:32.200
13	40		William ROUILLIER		Locost	15:51.528	10	41.914	73.85	1:31.179
14	15		Richard CARTLEDGE		Locost	15:52.515	10	42.901	73.77	1:32.911
15	19		Erik FAIRBAIRN		Locost	16:08.465	10	58.851	72.56	1:33.747
16	54		Ian GRAY		Locost	16:21.648	10	1:12.034	71.58	1:35.829
17	14		Ian COLLINS		Locost	16:22.755	10	1:13.141	71.50	1:35.955
18	68		Tom BALLENTYNE		Locost	16:25.134	10	1:15.520	71.33	1:33.812
19	25		James O'DONNELL		Locost	16:28.388	10	1:18.774	71.09	1:32.790
20	51		Helen SAUNDERS		Locost	16:43.765	10	1:34.151	70.00	1:35.744
21	69		John BALLENTYNE		Locost	16:44.034	10	1:34.420	69.99	1:36.740
22	21		Mark BENTON		Locost	15:09.990	9	1 LAP	69.50	1:37.174
23	23		Janet SHERRY		Locost	15:12.249	9	1 LAP	69.32	1:37.883
24	22		Ivan THOMAS		Locost	15:13.247	9	1 LAP	69.25	1:36.936
25	32		Derek LINLEY		Locost	15:14.729	9	1 LAP	69.14	1:38.137
26	50		James DAVIES		Locost	15:19.221	9	1 LAP	68.80	1:38.739
27	6		Niki BAXTER		Locost	16:00.208	9	1 LAP	65.86	1:41.797

NOT CLASSIFIED

35	Royce GREY	Locost	14:00.970	9	D.N.F.	75.20	1:31.123
55	Rodney GILDERSLEEVES	Locost	13:24.912	8	D.N.F.	69.84	1:33.341
18	Philip O'HALLORAN	Locost	13:35.553	8	D.N.F.	68.93	1:37.960
36	Darryl BECKWITH	Locost	9:20.849	6	D.N.F.	75.17	1:31.615
17	Tim SHERIDAN	Locost		0	D.N.F.	N/A	

FASTEST LAP

44	William MITCHAM	Locost	1:28.976	9	78.97mph	127.10kph
----	-----------------	--------	----------	---	----------	-----------

Sunny/Dry

MST sports timing

Snetterton
Circuit Length = 1.9520 miles.
Start: 16:10

Clerk of Course:

Dave B... 1636

Stewards:

Timekeeper:

[Signature]

grg.com Kit Cars
Provisional Results Race 8

POS	NO	CL	NAME	NAT	ENTRY	TIME	LAPS	GAP	MPH	BEST
1	60	A	Andy STERLING		Dax Rush	20:13.907	15		86.83	1:18.822
2	75	A	Matthew LEWIS		Eldon Roadster	20:21.321	15	7.414	86.30	1:19.897
3	77	A	Mark OWEN		Sylva Striker Mk3	20:21.942	15	8.035	86.26	1:19.925
4	15	C	Simon CHILDS		Sylva Phoenix	20:28.726	15	14.819	85.78	1:20.151
5	19	C	Martin SMITH		Procomp LA Gold	20:28.948	15	15.041	85.77	1:20.571
6	17	C	Dave DEVINE		Sylva Phoenix	20:59.260	15	45.353	83.70	1:22.521
7	21	A	Clive TURNER		Autotune Gemini	21:30.071	15	1:16.164	81.70	1:24.489
8	89	A	Mark MATTHEWS		Marlin Sportster	21:34.716	15	1:20.809	81.41	1:23.937
9	72	C	Lesley HUDSON		Sylva Phoenix	20:16.923	14	1 LAP	80.84	1:23.757
10	5	C	Nigel BROWN		Leader 400	20:28.553	14	1 LAP	80.07	1:25.858
11	20	C	Robert PUTNAM		Procomp LA Gold	20:28.847	14	1 LAP	80.05	1:25.872
12	48	C	James GOODWIN		Sylva Striker	20:30.408	14	1 LAP	79.95	1:25.816
13	30	A	Patrick McDERMOTT		Westfield SE	20:32.482	13	2 LAPS	74.12	1:31.479
NOT CLASSIFIED										
37	A	David ROBINSON		Sylva Striker	9:35.879	7	D.N.F.	85.41	1:20.010	
32	A	Peter ROBINSON		Sylva Striker	6:05.175	4	D.N.F.	76.97	1:24.879	
11	C	Andrew OWEN		Sylva Phoenix	4:16.714	3	D.N.F.	82.12	1:22.555	
25	C	Jonathan BARNETT		Sylva Phoenix		0	D.N.F.	N/A		
FASTEST LAP										
60	A	Andy STERLING		Dax Rush	1:18.822	5	89.15mph	143.47kph		
15	C	Simon CHILDS		Sylva Phoenix	1:20.151	6	87.67mph	141.09kph		

Paul Afe
 17.00

Non-starters; 51 & 55
 Dusk/Dry

J