



## P5 - Provisional Qualifying Times for Races 5 & 17

### Demon Tweeks / Yokohama Stock Hatch Championship Class A

Pl	No	Cl	Name	Car	Laps	Time on Lap	Behind	MPH
1	86	A	Jake FARNDON	Citreon Saxo VTR	12	1:13.26	5	71.55
2	3	A	Matt DIGBY	Citroen Saxo VTR	10	1:14.95	9	69.93
3	4	A	Patrick FLETCHER	Citroen Saxo VTR	12	1:15.21	4	69.69
4	55	A	Rory COOPER	Citreon Saxo VTR	11	1:15.53	5	69.40
5	54	A	Carl SWAN	Citroen Saxo VTR	11	1:16.11	10	68.87
6	8	A	Wayne HARRIS	Peugeot 106 Rallye	11	1:16.30	10	68.70
7	11	A	Terry ROUGHTON	Citreon Saxo VTR	11	1:16.31	10	68.69
8	41	A	Martin WARD	Citroen Saxo VTR	11	1:16.33	10	68.67
9	7	A	Shaun HAGEN	Citroen Saxo VTR	11	1:16.40	11	68.61
10	58	A	Paul JARVIS	Citroen Saxo VTR	11	1:16.76	7	68.29
11	30	A	Trevor GREGORY	Citroen Saxo VTR	11	1:16.88	10	68.18
12	66	A	Craig BELL	Citreon Saxo VTR	10	1:17.01	7	68.06
13	47	A	Will SARGENT	Citroen Saxo VTR	11	1:17.71	10	67.45
14	80	A	Daniel STREET	Citreon Saxo VTR	11	1:17.76	11	67.41
15	74	A	Garry BRANDON	Citroen Saxo VTR	11	1:18.23	11	67.00
16	46	A	Liam SARGENT	Citroen Saxo VTR	11	1:19.02	11	66.33
17	21	A	Steven POWLESLAND	Citroen Saxo VTR	11	1:19.91	6	65.59
18	48	A	Mark GATES	Citreon Saxo VTR	10	1:27.10	10	60.18

#### Not-Seen

84 A Adam STOKES Peugeot 106 Rallye

No 57 (Races 3 & 13) - 0 laps completed.

Weather / Track: Rain / Wet

Start Time : 10:22

Pembrey

24 Sep 11 10:52

Clerk of Course :	Time Issued :	Chief Timekeeper : Terry Stevens
-------------------	---------------	----------------------------------

THESE RESULTS REMAIN PROVISIONAL FOR A MINIMUM OF 30 MINUTES FROM THE TIME OF ISSUE AND UNTIL ALL JUDICIAL AND TECHNICAL MATTERS HAVE BEEN SETTLED.

Results produced on HS Sports Timing and Results Systems. Results online at [www.750MC.co.uk](http://www.750MC.co.uk)

# Demon Tweeks / Yokohama Stock Hatch Championship Class A

## LAP TIMES - P5 - Provisional Qualifying Times for Races 5 & 17

---

<b>3</b>	<b>Matt DIGBY</b>										
<b>Lap</b>	<b>1</b>	<b>2</b>	<b>3</b>	<b>4</b>	<b>5</b>	<b>6</b>	<b>7</b>	<b>8</b>	<b>9</b>	<b>10</b>	
1	1:37.68	2:28.11	1:16.28	1:15.56	1:15.96	1:24.32	1:17.14	1:15.52	1:14.95	1:15.70	

---

<b>4</b>	<b>Patrick FLETCHER</b>										
<b>Lap</b>	<b>1</b>	<b>2</b>	<b>3</b>	<b>4</b>	<b>5</b>	<b>6</b>	<b>7</b>	<b>8</b>	<b>9</b>	<b>10</b>	
1	1:23.06	1:18.61	1:17.12	1:15.21	1:16.61	1:15.73	1:15.26	1:15.52	1:15.73	1:15.81	
11	1:18.08	1:15.92									

---

<b>7</b>	<b>Shaun HAGEN</b>										
<b>Lap</b>	<b>1</b>	<b>2</b>	<b>3</b>	<b>4</b>	<b>5</b>	<b>6</b>	<b>7</b>	<b>8</b>	<b>9</b>	<b>10</b>	
1	1:26.00	1:20.53	1:19.65	1:17.85	1:18.19	1:19.12	1:17.22	1:18.62	1:17.42	1:17.72	
11	1:16.40										

---

<b>8</b>	<b>Wayne HARRIS</b>										
<b>Lap</b>	<b>1</b>	<b>2</b>	<b>3</b>	<b>4</b>	<b>5</b>	<b>6</b>	<b>7</b>	<b>8</b>	<b>9</b>	<b>10</b>	
1	1:25.14	1:20.83	1:19.80	1:17.99	1:18.26	1:18.60	1:17.20	1:17.73	1:16.78	1:16.30	
11	1:17.25										

---

<b>11</b>	<b>Terry ROUGHTON</b>										
<b>Lap</b>	<b>1</b>	<b>2</b>	<b>3</b>	<b>4</b>	<b>5</b>	<b>6</b>	<b>7</b>	<b>8</b>	<b>9</b>	<b>10</b>	
1	1:26.55	1:23.36	1:20.99	1:18.55	1:17.20	1:19.52	1:16.92	1:18.53	1:17.19	1:16.31	
11	1:16.32										

---

<b>21</b>	<b>Steven POWLESLAND</b>										
<b>Lap</b>	<b>1</b>	<b>2</b>	<b>3</b>	<b>4</b>	<b>5</b>	<b>6</b>	<b>7</b>	<b>8</b>	<b>9</b>	<b>10</b>	
1	1:27.72	1:21.82	1:22.80	1:21.35	1:21.58	1:19.91	1:20.68	1:20.56	1:21.06	1:22.49	
11	1:19.91										

---

<b>30</b>	<b>Trevor GREGORY</b>										
<b>Lap</b>	<b>1</b>	<b>2</b>	<b>3</b>	<b>4</b>	<b>5</b>	<b>6</b>	<b>7</b>	<b>8</b>	<b>9</b>	<b>10</b>	
1	1:25.51	1:21.59	1:20.49	1:19.54	1:17.78	1:27.56	1:18.75	1:20.44	1:17.34	1:16.88	
11	1:17.09										

---

<b>41</b>	<b>Martin WARD</b>										
<b>Lap</b>	<b>1</b>	<b>2</b>	<b>3</b>	<b>4</b>	<b>5</b>	<b>6</b>	<b>7</b>	<b>8</b>	<b>9</b>	<b>10</b>	
1	1:26.07	1:20.97	1:20.45	1:20.18	1:17.23	1:19.02	1:17.42	1:16.83	1:16.95	1:16.33	
11	1:21.24										

---

<b>46</b>	<b>Liam SARGENT</b>										
<b>Lap</b>	<b>1</b>	<b>2</b>	<b>3</b>	<b>4</b>	<b>5</b>	<b>6</b>	<b>7</b>	<b>8</b>	<b>9</b>	<b>10</b>	
1	1:28.85	1:25.57	1:22.40	1:21.98	1:22.28	1:23.53	1:21.84	1:21.93	1:20.30	1:19.67	
11	1:19.02										

---

<b>47</b>	<b>Will SARGENT</b>										
<b>Lap</b>	<b>1</b>	<b>2</b>	<b>3</b>	<b>4</b>	<b>5</b>	<b>6</b>	<b>7</b>	<b>8</b>	<b>9</b>	<b>10</b>	
1	1:27.16	1:23.21	1:21.85	1:21.37	1:20.67	1:20.55	1:19.15	1:22.43	1:20.82	1:17.71	
11	1:18.79										

---

---

**48 Mark GATES**

Lap	1	2	3	4	5	6	7	8	9	10
1	1:38.77	1:32.05	1:32.67	1:32.87	1:35.30	1:35.51	1:29.28	1:28.08	1:28.43	1:27.10

---

**54 Carl SWAN**

Lap	1	2	3	4	5	6	7	8	9	10
1	1:27.14	1:19.79	1:19.31	1:18.66	1:16.84	1:21.03	1:17.53	1:17.52	1:17.09	1:16.11
11	1:22.67									

---

**55 Rory COOPER**

Lap	1	2	3	4	5	6	7	8	9	10
1	1:21.97	1:16.54	1:22.02	1:17.23	1:15.53	1:20.52	1:15.80	1:16.66	1:15.62	1:15.78
11	1:16.64									

---

**58 Paul JARVIS**

Lap	1	2	3	4	5	6	7	8	9	10
1	1:22.75	1:18.90	1:17.21	1:17.55	1:18.10	1:18.24	1:16.76	1:20.99	1:17.16	1:19.33
11	1:41.38									

---

**66 Craig BELL**

Lap	1	2	3	4	5	6	7	8	9	10
1	1:28.69	1:22.43	1:23.05	1:18.48	1:18.38	1:18.97	1:17.01	1:35.31	2:02.89	1:20.06

---

**74 Garry BRANDON**

Lap	1	2	3	4	5	6	7	8	9	10
1	1:31.44	1:23.81	1:21.44	1:21.96	1:19.66	1:18.62	1:20.39	1:19.12	1:18.79	1:19.10
11	1:18.23									

---


**80 Daniel STREET**

Lap	1	2	3	4	5	6	7	8	9	10
1	1:28.19	1:22.75	1:39.20	1:19.62	1:18.94	1:21.22	1:19.37	1:20.24	1:17.97	1:18.16
11	1:17.76									

---

**86 Jake FARDON**

Lap	1	2	3	4	5	6	7	8	9	10
1	1:20.21	1:14.87	1:14.08	1:14.52	1:13.26	1:13.75	1:15.49	1:14.58	1:14.92	1:13.69
11	1:14.68	1:13.79								



# RACE GRID



## Demon Tweeks / Yokohama Stock Hatch Championship Class A

### Race 5

**21** Steven POWLESLAND 01:19.910

**74** Garry BRANDON 01:18.230

**47** Will SARGENT 01:17.710

**30** Trevor GREGORY 01:16.880

**7** Shaun HAGEN 01:16.400

**11** Terry ROUGHTON 01:16.310

**54** Carl SWAN 01:16.110

**4** Patrick FLETCHER 01:15.210

**86** Jake FARNDON 01:13.260

**48** Mark GATES 01:27.100

**46** Liam SARGENT 01:19.020

**80** Daniel STREET 01:17.760

**66** Craig BELL 01:17.010

**58** Paul JARVIS 01:16.760


**41** Martin WARD 01:16.330

**8** Wayne HARRIS 01:16.300

**55** Rory COOPER 01:15.530

**3** Matt DIGBY 01:14.950

**POLE**





## Provisional Results - Race 5

### Demon Tweeks / Yokohama Stock Hatch Championship Class A

Pl	No	Cl	Name	Car	Laps	Time	Behind	MPH	Best Lap on	MPH	
1	86	A	Jake FARNDON	Citroen Saxo VTR	12	15:04.45		69.54	1:14.14	7	70.70
2	3	A	Matt DIGBY	Citroen Saxo VTR	12	15:10.17	5.72	69.11	1:13.99	11	70.84
3	4	A	Patrick FLETCHER	Citroen Saxo VTR	12	15:14.02	9.57	68.82	1:14.82	8	70.06
4	55	A	Rory COOPER	Citroen Saxo VTR	12	15:14.61	10.16	68.77	1:14.72	11	70.15
5	41	A	Martin WARD	Citroen Saxo VTR	12	15:31.81	27.36	67.50	1:15.92	12	69.04
6	11	A	Terry ROUGHTON	Citroen Saxo VTR	12	15:32.48	28.03	67.45	1:16.07	6	68.90
7	7	A	Shaun HAGEN	Citroen Saxo VTR	12	15:32.86	28.41	67.43	1:15.63	11	69.31
8	66	A	Craig BELL	Citroen Saxo VTR	12	15:34.93	30.48	67.28	1:15.57	12	69.36
9	30	A	Trevor GREGORY	Citroen Saxo VTR	12	15:35.30	30.85	67.25	1:15.18	12	69.72
10	54	A	Carl SWAN	Citroen Saxo VTR	12	15:47.26	42.81	66.40	1:16.15	4	68.83
11	58	A	Paul JARVIS	Citroen Saxo VTR	12	15:55.19	50.74	65.85	1:17.18	11	67.91
12	74	A	Garry BRANDON	Citroen Saxo VTR	12	15:58.74	54.29	65.61	1:16.88	10	68.18
13	80	A	Daniel STREET	Citroen Saxo VTR	12	16:06.44	1:01.99	65.08	1:17.55	6	67.59
14	21	A	Steven POWLESLAND	Citroen Saxo VTR	12	16:07.16	1:02.71	65.03	1:16.43	7	68.58
15	46	A	Liam SARGENT	Citroen Saxo VTR	12	16:11.13	1:06.68	64.77	1:18.88	7	66.45
16	47	A	Will SARGENT	Citroen Saxo VTR	12	16:11.59	1:07.14	64.74	1:18.82	3	66.50
17	48	A	Mark GATES	Citroen Saxo VTR	11	15:58.02	1 Lap	60.18	1:24.31	10	62.17

#### Not-Classified

8	A	Wayne HARRIS	Peugeot 106 Rallye	6	8:34.95	DNF	61.07	1:17.85	3	67.33
---	---	--------------	--------------------	---	---------	-----	-------	---------	---	-------

#### Fastest Lap

3	A	Matt DIGBY	Citroen Saxo VTR					1:13.99	11	70.84
---	---	------------	------------------	--	--	--	--	---------	----	-------

Weather / Track: Raining / Wet

Start Time : 14:48

Pembrey

24 Sep 11 15:05

Clerk of Course :	Time Issued :	Chief Timekeeper : Terry Stevens
-------------------	---------------	----------------------------------

THESE RESULTS REMAIN PROVISIONAL FOR A MINIMUM OF 30 MINUTES FROM THE TIME OF ISSUE AND UNTIL ALL JUDICIAL AND TECHNICAL MATTERS HAVE BEEN SETTLED.

Results produced on HS Sports Timing and Results Systems

# Lap Chart

## Demon Tweeks / Yokohama Stock Hatch Championship Class A - Race 5

Lap 1		Lap 2		Lap 3		Lap 4		Lap 5		Lap 6		Lap 7		Lap 8		Lap 9		Lap 10	
No	Time	No	Time	No	Time	No	Time	No	Time	No	Time	No	Time	No	Time	No	Time	No	Time
3	1:23.78	86	2:39.28	86	3:53.55	86	5:07.82	86	6:22.35	86	7:36.67	86	8:50.81	86	10:05.89	86	11:20.34	86	12:34.90
86	1:23.94	3	2:39.86	3	3:55.74	3	5:11.29	3	6:26.47	3	7:41.35	3	8:56.87	3	10:12.39	3	11:26.94	3	12:41.44
4	1:25.42	4	2:41.87	4	3:57.82	4	5:13.35	4	6:28.90	4	7:44.00	4	8:58.84	4	10:13.66	4	11:28.90	4	12:44.08
55	1:25.70	55	2:42.79	55	3:58.36	55	5:14.12	55	6:29.60	55	7:44.34	55	8:59.27	48	10:13.80 *1	55	11:29.37	55	12:44.82
54	1:27.65	54	2:45.12	54	4:02.30	54	5:18.45	54	6:34.68	54	7:51.49	54	9:07.82	55	10:14.13	48	11:40.25 *1	41	12:59.39
41	1:28.44	41	2:45.58	41	4:02.59	41	5:19.23	41	6:35.71	41	7:52.09	41	9:08.53	54	10:24.97	54	11:41.29	11	12:59.77
11	1:28.93	11	2:46.60	11	4:03.56	11	5:20.32	11	6:36.83	11	7:52.90	11	9:09.08	41	10:25.47	41	11:41.77	54	13:01.14
7	1:29.55	7	2:47.50	7	4:04.42	7	5:21.48	7	6:37.37	7	7:53.67	7	9:09.62	11	10:26.35	11	11:42.49	7	13:01.41
58	1:30.35	58	2:48.73	66	4:06.54	66	5:23.10	66	6:39.73	66	7:55.95	66	9:11.57	7	10:26.67	7	11:43.05	66	13:01.70
66	1:30.67	66	2:49.17	58	4:06.99	30	5:25.44	30	6:42.01	30	7:58.48	30	9:14.60	66	10:27.42	66	11:43.53	30	13:03.71
30	1:31.40	30	2:49.58	30	4:07.54	58	5:27.09	58	6:45.07	58	8:04.01	58	9:22.10	30	10:30.89	30	11:46.76	48	13:09.32 *1
46	1:32.79	46	2:52.56	46	4:11.49	46	5:31.21	46	6:50.37	21	8:08.84	21	9:25.27	58	10:40.64	58	11:59.03	58	13:17.67
47	1:33.80	47	2:53.48	47	4:12.30	47	5:31.47	21	6:50.69	46	8:10.27	46	9:29.15	46	10:48.68	74	12:06.58	74	13:23.46
74	1:34.32	8	2:54.84	8	4:12.69	21	5:31.76	47	6:51.38	47	8:10.64	74	9:29.92	74	10:48.87	46	12:09.07	46	13:28.85
8	1:34.78	21	2:55.62	21	4:13.86	8	5:33.04	74	6:52.04	74	8:10.93	47	9:30.58	80	10:49.64	80	12:09.52	80	13:29.18
21	1:35.60	74	2:55.89	74	4:15.65	74	5:33.45	8	6:52.42	80	8:12.00	80	9:30.99	47	10:50.24	47	12:09.74	47	13:29.31
80	1:36.48	80	2:59.05	80	4:18.19	80	5:36.64	80	6:54.45	8	8:34.95			21	10:52.37	21	12:10.72	21	13:29.54
48	1:40.06	48	3:04.93	48	4:29.61	48	5:54.79	48	7:19.42	48	8:46.62								

# Lap Chart

## Demon Tweeks / Yokohama Stock Hatch Championship Class A - Race 5

Lap 11		Lap 12		Lap 13		Lap 14		Lap 15		Lap 16		Lap 17		Lap 18		Lap 19		Lap 20	
No	Time	No	Time	No	Time	No	Time	No	Time	No	Time	No	Time	No	Time	No	Time	No	Time
86	13:49.18	86	15:04.45																
3	13:55.43	3	15:10.17																
4	13:58.96	4	15:14.02																
55	13:59.54	55	15:14.61																
41	14:15.89	41	15:31.81																
11	14:16.40	11	15:32.48																
7	14:17.04	7	15:32.86																
66	14:19.36	66	15:34.93																
30	14:20.12	30	15:35.30																
54	14:22.85	54	15:47.26																
48	14:33.63 *1	58	15:55.19																
58	14:34.85	48	15:58.02 *1																
74	14:41.12	74	15:58.74																
80	14:48.21	80	16:06.44																
46	14:49.22	21	16:07.16																
21	14:49.46	46	16:11.13																
47	14:49.73	47	16:11.59																

# Demon Tweeks / Yokohama Stock Hatch Championship Class A

## LAP TIMES - Race 5

---

### 3 Matt DIGBY

Lap	1	2	3	4	5	6	7	8	9	10
1	1:23.78	1:16.08	1:15.88	1:15.55	1:15.18	1:14.88	1:15.52	1:15.52	1:14.55	1:14.50
11	1:13.99	1:14.74								

---

### 4 Patrick FLETCHER

Lap	1	2	3	4	5	6	7	8	9	10
1	1:25.42	1:16.45	1:15.95	1:15.53	1:15.55	1:15.10	1:14.84	1:14.82	1:15.24	1:15.18
11	1:14.88	1:15.06								

---

### 7 Shaun HAGEN

Lap	1	2	3	4	5	6	7	8	9	10
1	1:29.55	1:17.95	1:16.92	1:17.06	1:15.89	1:16.30	1:15.95	1:17.05	1:16.38	1:18.36
11	1:15.63	1:15.82								

---

### 8 Wayne HARRIS

Lap	1	2	3	4	5	6	7	8	9	10
1	1:34.78	1:20.06	1:17.85	1:20.35	1:19.38	1:42.53				

---

### 11 Terry ROUGHTON

Lap	1	2	3	4	5	6	7	8	9	10
1	1:28.93	1:17.67	1:16.96	1:16.76	1:16.51	1:16.07	1:16.18	1:17.27	1:16.14	1:17.28
11	1:16.63	1:16.08								

---

### 21 Steven POWLESLAND

Lap	1	2	3	4	5	6	7	8	9	10
1	1:35.60	1:20.02	1:18.24	1:17.90	1:18.93	1:18.15	1:16.43	1:27.10	1:18.35	1:18.82
11	1:19.92	1:17.70								

---

### 30 Trevor GREGORY

Lap	1	2	3	4	5	6	7	8	9	10
1	1:31.40	1:18.18	1:17.96	1:17.90	1:16.57	1:16.47	1:16.12	1:16.29	1:15.87	1:16.95
11	1:16.41	1:15.18								

---

### 41 Martin WARD

Lap	1	2	3	4	5	6	7	8	9	10
1	1:28.44	1:17.14	1:17.01	1:16.64	1:16.48	1:16.38	1:16.44	1:16.94	1:16.30	1:17.62
11	1:16.50	1:15.92								

---

### 46 Liam SARGENT

Lap	1	2	3	4	5	6	7	8	9	10
1	1:32.79	1:19.77	1:18.93	1:19.72	1:19.16	1:19.90	1:18.88	1:19.53	1:20.39	1:19.78
11	1:20.37	1:21.91								

---

### 47 Will SARGENT

Lap	1	2	3	4	5	6	7	8	9	10
1	1:33.80	1:19.68	1:18.82	1:19.17	1:19.91	1:19.26	1:19.94	1:19.66	1:19.50	1:19.57
11	1:20.42	1:21.86								



---

**48 Mark GATES**

Lap	1	2	3	4	5	6	7	8	9	10
1	1:40.06	1:24.87	1:24.68	1:25.18	1:24.63	1:27.20	1:27.18	1:26.45	1:29.07	1:24.31
11	1:24.39									

---

**54 Carl SWAN**

Lap	1	2	3	4	5	6	7	8	9	10
1	1:27.65	1:17.47	1:17.18	1:16.15	1:16.23	1:16.81	1:16.33	1:17.15	1:16.32	1:19.85
11	1:21.71	1:24.41								

---

**55 Rory COOPER**

Lap	1	2	3	4	5	6	7	8	9	10
1	1:25.70	1:17.09	1:15.57	1:15.76	1:15.48	1:14.74	1:14.93	1:14.86	1:15.24	1:15.45
11	1:14.72	1:15.07								

---

**58 Paul JARVIS**

Lap	1	2	3	4	5	6	7	8	9	10
1	1:30.35	1:18.38	1:18.26	1:20.10	1:17.98	1:18.94	1:18.09	1:18.54	1:18.39	1:18.64
11	1:17.18	1:20.34								

---

**66 Craig BELL**

Lap	1	2	3	4	5	6	7	8	9	10
1	1:30.67	1:18.50	1:17.37	1:16.56	1:16.63	1:16.22	1:15.62	1:15.85	1:16.11	1:18.17
11	1:17.66	1:15.57								

---

**74 Garry BRANDON**

Lap	1	2	3	4	5	6	7	8	9	10
1	1:34.32	1:21.57	1:19.76	1:17.80	1:18.59	1:18.89	1:18.99	1:18.95	1:17.71	1:16.88
11	1:17.66	1:17.62								

---

**80 Daniel STREET**

Lap	1	2	3	4	5	6	7	8	9	10
1	1:36.48	1:22.57	1:19.14	1:18.45	1:17.81	1:17.55	1:18.99	1:18.65	1:19.88	1:19.66
11	1:19.03	1:18.23								

---

**86 Jake FARDON**

Lap	1	2	3	4	5	6	7	8	9	10
1	1:23.94	1:15.34	1:14.27	1:14.27	1:14.53	1:14.32	1:14.14	1:15.08	1:14.45	1:14.56
11	1:14.28	1:15.27								



## 2nd Best Qualifying Times

### Demon Tweeks / Yokohama Stock Hatch Championship Class A

Pos	No	Cl	Name	Car	Time
1	86	A	Jake FARNDON	Citreon Saxo VTR	1:13.69
2	4	A	Patrick FLETCHER	Citroen Saxo VTR	1:15.26
3	3	A	Matt DIGBY	Citroen Saxo VTR	1:15.52
4	55	A	Rory COOPER	Citreon Saxo VTR	1:15.62
5	11	A	Terry ROUGHTON	Citreon Saxo VTR	1:16.32
6	8	A	Wayne HARRIS	Peugeot 106 Rallye	1:16.78
7	41	A	Martin WARD	Citroen Saxo VTR	1:16.83
8	54	A	Carl SWAN	Citroen Saxo VTR	1:16.84
9	30	A	Trevor GREGORY	Citroen Saxo VTR	1:17.09
10	58	A	Paul JARVIS	Citroen Saxo VTR	1:17.16
11	7	A	Shaun HAGEN	Citroen Saxo VTR	1:17.22
12	80	A	Daniel STREET	Citreon Saxo VTR	1:17.97
13	66	A	Craig BELL	Citreon Saxo VTR	1:18.38
14	74	A	Garry BRANDON	Citroen Saxo VTR	1:18.62
15	47	A	Will SARGENT	Citroen Saxo VTR	1:18.79
16	46	A	Liam SARGENT	Citroen Saxo VTR	1:19.67
17	21	A	Steven POWLESLAND	Citroen Saxo VTR	1:19.91
18	48	A	Mark GATES	Citreon Saxo VTR	1:28.08

24 Sep 11 10:53

Clerk of Course:


Time Issued:

Chief Timekeeper:

THESE RESULTS REMAIN PROVISIONAL FOR A MINIMUM OF 30 MINUTES FROM THE TIME OF ISSUE



# RACE GRID



## Demon Tweeks / Yokohama Stock Hatch Championship Class A

### Race 17

**21** Steven POWLESLAND 01:19.910

**47** Will SARGENT 01:18.790

**66** Craig BELL 01:18.380

**7** Shaun HAGEN 01:17.220

**30** Trevor GREGORY 01:17.090

**41** Martin WARD 01:16.830

**11** Terry ROUGHTON 01:16.320

**3** Matt DIGBY 01:15.520

**86** Jake FARNDON 01:13.690

**48** Mark GATES 01:28.080

**46** Liam SARGENT 01:19.670

**74** Garry BRANDON 01:18.620

**80** Daniel STREET 01:17.970

**58** Paul JARVIS 01:17.160


**54** Carl SWAN 01:16.840

**8** Wayne HARRIS 01:16.780

**55** Rory COOPER 01:15.620

**4** Patrick FLETCHER 01:15.260

**POLE**





## Provisional Results - Race 17

### Demon Tweeks / Yokohama Stock Hatch Championship Class A

Pl	No	Cl	Name	Car	Laps	Time	Behind	MPH	Best Lap on	MPH
1	3	A	Matt DIGBY	Citroen Saxo VTR	12	14:12.36		73.79	1:09.24	3 75.70
2	8	A	Wayne HARRIS	Citroen Saxo VTR	12	14:15.36	3.00	73.54	1:09.61	3 75.30
3	41	A	Martin WARD	Citroen Saxo VTR	12	14:18.82	6.46	73.24	1:09.89	3 75.00
4	4	A	Patrick FLETCHER	Citroen Saxo VTR	12	14:18.97	6.61	73.23	1:09.42	3 75.51
5	7	A	Shaun HAGEN	Citroen Saxo VTR	12	14:19.64	7.28	73.17	1:09.81	3 75.08
6	11	A	Terry ROUGHTON	Citroen Saxo VTR	12	14:21.27	8.91	73.03	1:09.84	3 75.05
7	55	A	Rory COOPER	Citroen Saxo VTR	12	14:22.62	10.26	72.92	1:09.62	3 75.29
8	66	A	Craig BELL	Citroen Saxo VTR	12	14:25.15	12.79	72.70	1:10.29	4 74.57
9	54	A	Carl SWAN	Citroen Saxo VTR	12	14:25.74	13.38	72.65	1:09.89	3 75.00
10	30	A	Trevor GREGORY	Citroen Saxo VTR	12	14:30.09	17.73	72.29	1:11.23	5 73.59
11	47	A	Will SARGENT	Citroen Saxo VTR	12	14:30.76	18.40	72.23	1:10.94	5 73.89
12	86	A	Jake FARNDON	Citroen Saxo VTR	12	14:30.85	18.49	72.23	1:10.03	3 74.85
13	21	A	Steven POWLESLAND	Citroen Saxo VTR	12	14:35.95	23.59	71.81	1:11.35	4 73.46
14	58	A	Paul JARVIS	Citroen Saxo VTR	12	14:42.39	30.03	71.28	1:11.67	4 73.14
15	46	A	Liam SARGENT	Citroen Saxo VTR	12	14:56.07	43.71	70.19	1:12.07	5 72.73
16	74	A	Garry BRANDON	Citroen Saxo VTR	12	14:56.69	44.33	70.15	1:12.93	4 71.87
17	80	A	Daniel STREET	Citroen Saxo VTR	12	15:17.86	1:05.50	68.53	1:11.94	3 72.86
18	48	A	Mark GATES	Citroen Saxo VTR	12	15:24.77	1:12.41	68.02	1:15.05	2 69.84

**Fastest Lap**

3 A Matt DIGBY Citroen Saxo VTR 1:09.24 3 75.70 Rec

No 4 & 86 - 10 second penalty - Q14.5 - 4 wheels off multiple times.

Weather / Track: Bright / Dry

Start Time : 14:22

Pembrey

25 Sep 11 15:31

Clerk of Course :	Time Issued :	Chief Timekeeper : Terry Stevens
-------------------	---------------	----------------------------------

THESE RESULTS REMAIN PROVISIONAL FOR A MINIMUM OF 30 MINUTES FROM THE TIME OF ISSUE AND UNTIL ALL JUDICIAL AND TECHNICAL MATTERS HAVE BEEN SETTLED.

Results produced on HS Sports Timing and Results Systems

# Lap Chart

## Demon Tweeks / Yokohama Stock Hatch Championship Class A - Race 17

Lap 1		Lap 2		Lap 3		Lap 4		Lap 5		Lap 6		Lap 7		Lap 8		Lap 9		Lap 10	
No	Time	No	Time	No	Time	No	Time	No	Time	No	Time	No	Time	No	Time	No	Time	No	Time
4	1:17.56	4	2:27.39	4	3:36.81	4	4:46.27	4	5:55.83	4	7:05.40	4	8:15.34	4	9:25.51	4	10:35.75	4	11:46.11
3	1:18.32	3	2:27.90	3	3:37.14	3	4:47.12	3	5:56.74	3	7:07.30	3	8:17.79	3	9:27.76	3	10:38.54	3	11:49.78
86	1:18.64	55	2:29.25	55	3:38.87	8	4:49.58	8	5:59.83	8	7:10.42	8	8:20.77	8	9:31.52	8	10:42.45	8	11:53.43
55	1:18.93	8	2:29.45	8	3:39.06	11	4:50.70	11	6:01.27	11	7:11.84	11	8:22.79	41	9:34.45	41	10:45.60	41	11:56.38
8	1:19.12	11	2:30.31	11	3:40.15	55	4:50.75	41	6:01.74	41	7:12.09	41	8:22.99	11	9:34.95	7	10:46.25	7	11:57.30
11	1:19.57	41	2:30.64	41	3:40.53	41	4:50.81	86	6:02.38	86	7:12.99	86	8:23.62	7	9:35.30	86	10:47.29	86	11:58.25
41	1:19.90	86	2:31.10	86	3:41.13	86	4:51.40	7	6:02.72	7	7:13.79	7	8:24.02	86	9:35.86	11	10:47.65	11	11:58.74
7	1:20.17	7	2:31.62	7	3:41.43	7	4:52.01	54	6:03.13	55	7:14.95	55	8:27.21	55	9:38.13	55	10:49.37	55	12:00.15
54	1:20.68	54	2:31.97	54	3:41.86	54	4:52.27	55	6:03.52	54	7:15.10	66	8:27.70	66	9:38.59	66	10:49.69	66	12:01.88
58	1:21.88	30	2:33.60	30	3:45.30	66	4:55.93	66	6:06.34	66	7:16.79	54	8:27.76	54	9:38.82	54	10:50.59	54	12:02.23
30	1:22.04	47	2:34.47	66	3:45.64	30	4:56.62	30	6:07.85	30	7:19.48	30	8:31.18	30	9:42.86	30	10:54.77	30	12:06.61
80	1:22.50	58	2:34.68	47	3:46.10	47	4:57.10	47	6:08.04	47	7:19.75	47	8:31.55	47	9:43.38	47	10:55.19	47	12:07.11
47	1:22.76	66	2:34.77	80	3:47.16	80	4:59.14	80	6:11.57	21	7:24.09	21	8:35.73	21	9:47.89	21	10:59.82	21	12:11.86
66	1:23.01	80	2:35.22	58	3:47.97	58	4:59.64	21	6:12.35	80	7:24.22	80	8:37.26	80	9:50.93	58	11:03.63	58	12:16.27
46	1:23.68	46	2:37.20	21	3:49.41	21	5:00.76	58	6:12.42	58	7:24.70	58	8:37.47	58	9:51.13	80	11:04.66	80	12:18.60
21	1:24.20	21	2:37.45	46	3:49.97	46	5:02.25	46	6:14.32	46	7:27.83	46	8:41.19	46	9:56.11	46	11:11.07	46	12:25.58
74	1:25.10	74	2:38.60	74	3:51.65	74	5:04.58	74	6:17.92	74	7:31.26	74	8:44.69	74	9:59.14	74	11:12.95	74	12:26.75
48	1:26.56	48	2:41.61	48	3:56.99	48	5:12.50	48	6:28.45	48	7:44.04	48	9:00.11	48	10:17.29	48	11:33.88	48	12:50.79

# Lap Chart

## Demon Tweeks / Yokohama Stock Hatch Championship Class A - Race 17

Lap 11		Lap 12		Lap 13		Lap 14		Lap 15		Lap 16		Lap 17		Lap 18		Lap 19		Lap 20	
No	Time	No	Time	No	Time	No	Time	No	Time	No	Time	No	Time	No	Time	No	Time	No	Time
4	12:56.72	4	14:08.97																
3	13:00.68	3	14:12.36																
8	13:04.40	8	14:15.36																
41	13:07.69	41	14:18.82																
7	13:08.34	7	14:19.64																
86	13:09.45	86	14:20.85																
11	13:09.96	11	14:21.27																
55	13:11.32	55	14:22.62																
66	13:13.75	66	14:25.15																
54	13:13.99	54	14:25.74																
30	13:18.14	30	14:30.09																
47	13:18.92	47	14:30.76																
21	13:23.57	21	14:35.95																
58	13:28.66	58	14:42.39																
80	13:32.39	46	14:56.07																
46	13:40.35	74	14:56.69																
74	13:40.69	80	15:17.86																
48	14:07.80	48	15:24.77																

# Demon Tweeks / Yokohama Stock Hatch Championship Class A

## LAP TIMES - Race 17

---

<b>3</b>	<b>Matt DIGBY</b>									
<b>Lap</b>	<b>1</b>	<b>2</b>	<b>3</b>	<b>4</b>	<b>5</b>	<b>6</b>	<b>7</b>	<b>8</b>	<b>9</b>	<b>10</b>
1	1:18.32	1:09.58	1:09.24	1:09.98	1:09.62	1:10.56	1:10.49	1:09.97	1:10.78	1:11.24
11	1:10.90	1:11.68								

---

<b>4</b>	<b>Patrick FLETCHER</b>									
<b>Lap</b>	<b>1</b>	<b>2</b>	<b>3</b>	<b>4</b>	<b>5</b>	<b>6</b>	<b>7</b>	<b>8</b>	<b>9</b>	<b>10</b>
1	1:17.56	1:09.83	1:09.42	1:09.46	1:09.56	1:09.57	1:09.94	1:10.17	1:10.24	1:10.36
11	1:10.61	1:12.25								

---

<b>7</b>	<b>Shaun HAGEN</b>									
<b>Lap</b>	<b>1</b>	<b>2</b>	<b>3</b>	<b>4</b>	<b>5</b>	<b>6</b>	<b>7</b>	<b>8</b>	<b>9</b>	<b>10</b>
1	1:20.17	1:11.45	1:09.81	1:10.58	1:10.71	1:11.07	1:10.23	1:11.28	1:10.95	1:11.05
11	1:11.04	1:11.30								

---

<b>8</b>	<b>Wayne HARRIS</b>									
<b>Lap</b>	<b>1</b>	<b>2</b>	<b>3</b>	<b>4</b>	<b>5</b>	<b>6</b>	<b>7</b>	<b>8</b>	<b>9</b>	<b>10</b>
1	1:19.12	1:10.33	1:09.61	1:10.52	1:10.25	1:10.59	1:10.35	1:10.75	1:10.93	1:10.98
11	1:10.97	1:10.96								

---

<b>11</b>	<b>Terry ROUGHTON</b>									
<b>Lap</b>	<b>1</b>	<b>2</b>	<b>3</b>	<b>4</b>	<b>5</b>	<b>6</b>	<b>7</b>	<b>8</b>	<b>9</b>	<b>10</b>
1	1:19.57	1:10.74	1:09.84	1:10.55	1:10.57	1:10.57	1:10.95	1:12.16	1:12.70	1:11.09
11	1:11.22	1:11.31								

---

<b>21</b>	<b>Steven POWLESLAND</b>									
<b>Lap</b>	<b>1</b>	<b>2</b>	<b>3</b>	<b>4</b>	<b>5</b>	<b>6</b>	<b>7</b>	<b>8</b>	<b>9</b>	<b>10</b>
1	1:24.20	1:13.25	1:11.96	1:11.35	1:11.59	1:11.74	1:11.64	1:12.16	1:11.93	1:12.04
11	1:11.71	1:12.38								

---

<b>30</b>	<b>Trevor GREGORY</b>									
<b>Lap</b>	<b>1</b>	<b>2</b>	<b>3</b>	<b>4</b>	<b>5</b>	<b>6</b>	<b>7</b>	<b>8</b>	<b>9</b>	<b>10</b>
1	1:22.04	1:11.56	1:11.70	1:11.32	1:11.23	1:11.63	1:11.70	1:11.68	1:11.91	1:11.84
11	1:11.53	1:11.95								

---

<b>41</b>	<b>Martin WARD</b>									
<b>Lap</b>	<b>1</b>	<b>2</b>	<b>3</b>	<b>4</b>	<b>5</b>	<b>6</b>	<b>7</b>	<b>8</b>	<b>9</b>	<b>10</b>
1	1:19.90	1:10.74	1:09.89	1:10.28	1:10.93	1:10.35	1:10.90	1:11.46	1:11.15	1:10.78
11	1:11.31	1:11.13								

---

<b>46</b>	<b>Liam SARGENT</b>									
<b>Lap</b>	<b>1</b>	<b>2</b>	<b>3</b>	<b>4</b>	<b>5</b>	<b>6</b>	<b>7</b>	<b>8</b>	<b>9</b>	<b>10</b>
1	1:23.68	1:13.52	1:12.77	1:12.28	1:12.07	1:13.51	1:13.36	1:14.92	1:14.96	1:14.51
11	1:14.77	1:15.72								

---

<b>47</b>	<b>Will SARGENT</b>									
<b>Lap</b>	<b>1</b>	<b>2</b>	<b>3</b>	<b>4</b>	<b>5</b>	<b>6</b>	<b>7</b>	<b>8</b>	<b>9</b>	<b>10</b>
1	1:22.76	1:11.71	1:11.63	1:11.00	1:10.94	1:11.71	1:11.80	1:11.83	1:11.81	1:11.92
11	1:11.81	1:11.84								

---

---

**48 Mark GATES**

Lap	1	2	3	4	5	6	7	8	9	10
1	1:26.56	1:15.05	1:15.38	1:15.51	1:15.95	1:15.59	1:16.07	1:17.18	1:16.59	1:16.91
11	1:17.01	1:16.97								

---

**54 Carl SWAN**

Lap	1	2	3	4	5	6	7	8	9	10
1	1:20.68	1:11.29	1:09.89	1:10.41	1:10.86	1:11.97	1:12.66	1:11.06	1:11.77	1:11.64
11	1:11.76	1:11.75								

---

**55 Rory COOPER**

Lap	1	2	3	4	5	6	7	8	9	10
1	1:18.93	1:10.32	1:09.62	1:11.88	1:12.77	1:11.43	1:12.26	1:10.92	1:11.24	1:10.78
11	1:11.17	1:11.30								

---

**58 Paul JARVIS**

Lap	1	2	3	4	5	6	7	8	9	10
1	1:21.88	1:12.80	1:13.29	1:11.67	1:12.78	1:12.28	1:12.77	1:13.66	1:12.50	1:12.64
11	1:12.39	1:13.73								

---

**66 Craig BELL**

Lap	1	2	3	4	5	6	7	8	9	10
1	1:23.01	1:11.76	1:10.87	1:10.29	1:10.41	1:10.45	1:10.91	1:10.89	1:11.10	1:12.19
11	1:11.87	1:11.40								

---

**74 Garry BRANDON**

Lap	1	2	3	4	5	6	7	8	9	10
1	1:25.10	1:13.50	1:13.05	1:12.93	1:13.34	1:13.34	1:13.43	1:14.45	1:13.81	1:13.80
11	1:13.94	1:16.00								

---

**80 Daniel STREET**

Lap	1	2	3	4	5	6	7	8	9	10
1	1:22.50	1:12.72	1:11.94	1:11.98	1:12.43	1:12.65	1:13.04	1:13.67	1:13.73	1:13.94
11	1:13.79	1:45.47								

---

**86 Jake FARDON**

Lap	1	2	3	4	5	6	7	8	9	10
1	1:18.64	1:12.46	1:10.03	1:10.27	1:10.98	1:10.61	1:10.63	1:12.24	1:11.43	1:10.96
11	1:11.20	1:11.40								

---





## P3 - Provisional Qualifying Times for Races 3 & 13

### Demon Tweeks / Yokohama Stock Hatch Championship Class B

Pl	No	Cl	Name	Car	Laps	Time on Lap	Behind	MPH	
1	42	B	Lee SCOTT	Ford Fiesta XR2i	7	1:10.85	3	73.98	
2	26	B	Matt ROZIER	Peugeot 205 GTi	10	1:11.90	3	1.05	72.90
3	71	B	Pip HAMMOND	Vauxhall Nova GTE	12	1:11.92	4	1.07	72.88
4	40	B	Paul THORPE	Ford Fiesta XR2i	12	1:12.43	3	1.58	72.37
5	45	B	Andy PHILPOTTS	Ford Fiesta XR2i	8	1:12.63	4	1.78	72.17
6	95	B	Edward COOPER	Vauxhall Nova Gsi	7	1:12.66	3	1.81	72.14
7	88	B	Martin CAYZER	Ford Fiesta XR2	10	1:12.85	3	2.00	71.95
8	38	B	Sarah NIBLETT	Peugeot 205 GTi	7	1:12.96	3	2.11	71.84
9	37	B	Keith MORGAN	Suzuki Swift GTi	6	1:13.69	4	2.84	71.13
10	89	B	Michael WILLIAMSON	Ford Fiesta XR2	11	1:15.60	3	4.75	69.33
11	92	B	John HILL	Peugeot 205 GTi	11	1:21.83	4	10.98	64.05

#### Not-Seen

57 B Derek ROZIER Peugeot 205 GTi

Weather / Track: Light rain / Damping

Start Time : 09:41

Pembrey

24 Sep 11 09:56

Clerk of Course :	Time Issued :	Chief Timekeeper : Terry Stevens
-------------------	---------------	----------------------------------

THESE RESULTS REMAIN PROVISIONAL FOR A MINIMUM OF 30 MINUTES FROM THE TIME OF ISSUE AND UNTIL ALL JUDICIAL AND TECHNICAL MATTERS HAVE BEEN SETTLED.

Results produced on HS Sports Timing and Results Systems. Results online at [www.750MC.co.uk](http://www.750MC.co.uk)


# Demon Tweeks / Yokohama Stock Hatch Championship Class B

## LAP TIMES - P3 - Provisional Qualifying Times for Races 3 & 13

<b>26</b>	<b>Matt ROZIER</b>										
	<b>Lap</b>	<b>1</b>	<b>2</b>	<b>3</b>	<b>4</b>	<b>5</b>	<b>6</b>	<b>7</b>	<b>8</b>	<b>9</b>	<b>10</b>
	1	1:17.14	1:13.27	1:11.90	1:12.14	1:13.37	1:17.42	1:19.53	1:16.90	1:20.51	1:38.15
<b>37</b>	<b>Keith MORGAN</b>										
	<b>Lap</b>	<b>1</b>	<b>2</b>	<b>3</b>	<b>4</b>	<b>5</b>	<b>6</b>	<b>7</b>	<b>8</b>	<b>9</b>	<b>10</b>
	1	1:19.56	1:15.53	1:13.89	1:13.69	1:17.02	1:47.51				
<b>38</b>	<b>Sarah NIBLETT</b>										
	<b>Lap</b>	<b>1</b>	<b>2</b>	<b>3</b>	<b>4</b>	<b>5</b>	<b>6</b>	<b>7</b>	<b>8</b>	<b>9</b>	<b>10</b>
	1	1:18.19	1:14.00	1:12.96	1:14.76	1:15.72	1:19.29	1:20.56			
<b>40</b>	<b>Paul THORPE</b>										
	<b>Lap</b>	<b>1</b>	<b>2</b>	<b>3</b>	<b>4</b>	<b>5</b>	<b>6</b>	<b>7</b>	<b>8</b>	<b>9</b>	<b>10</b>
	1	1:16.62	1:13.27	1:12.43	1:12.91	1:13.88	1:16.04	1:17.52	1:20.97	1:18.16	1:18.04
	11	1:17.87	1:17.35								
<b>42</b>	<b>Lee SCOTT</b>										
	<b>Lap</b>	<b>1</b>	<b>2</b>	<b>3</b>	<b>4</b>	<b>5</b>	<b>6</b>	<b>7</b>	<b>8</b>	<b>9</b>	<b>10</b>
	1	1:15.53	1:10.90	1:10.85	1:11.00	1:14.04	1:17.94	1:39.08			
<b>45</b>	<b>Andy PHILPOTTS</b>										
	<b>Lap</b>	<b>1</b>	<b>2</b>	<b>3</b>	<b>4</b>	<b>5</b>	<b>6</b>	<b>7</b>	<b>8</b>	<b>9</b>	<b>10</b>
	1	1:16.04	1:12.82	1:12.69	1:12.63	1:12.80	1:16.24	1:19.89	1:46.74		
<b>71</b>	<b>Pip HAMMOND</b>										
	<b>Lap</b>	<b>1</b>	<b>2</b>	<b>3</b>	<b>4</b>	<b>5</b>	<b>6</b>	<b>7</b>	<b>8</b>	<b>9</b>	<b>10</b>
	1	1:18.25	1:12.87	1:12.84	1:11.92	1:12.99	1:15.66	1:18.18	1:16.64	1:17.28	1:17.00
	11	1:16.51	1:20.00								
<b>88</b>	<b>Martin CAYZER</b>										
	<b>Lap</b>	<b>1</b>	<b>2</b>	<b>3</b>	<b>4</b>	<b>5</b>	<b>6</b>	<b>7</b>	<b>8</b>	<b>9</b>	<b>10</b>
	1	1:16.66	1:14.01	1:12.85	1:13.13	1:14.00	1:17.88	1:17.70	1:19.41	1:36.50	2:12.81
<b>89</b>	<b>Michael WILLIAMSON</b>										
	<b>Lap</b>	<b>1</b>	<b>2</b>	<b>3</b>	<b>4</b>	<b>5</b>	<b>6</b>	<b>7</b>	<b>8</b>	<b>9</b>	<b>10</b>
	1	1:21.49	1:17.17	1:15.60	1:16.18	1:18.19	1:23.04	1:23.75	1:22.98	1:23.42	1:20.67
	11	1:21.14									
<b>92</b>	<b>John HILL</b>										
	<b>Lap</b>	<b>1</b>	<b>2</b>	<b>3</b>	<b>4</b>	<b>5</b>	<b>6</b>	<b>7</b>	<b>8</b>	<b>9</b>	<b>10</b>
	1	1:34.10	1:26.00	1:22.92	1:21.83	1:22.61	1:23.70	1:23.94	1:26.26	1:25.69	1:24.35
	11	1:25.22									
<b>95</b>	<b>Edward COOPER</b>										
	<b>Lap</b>	<b>1</b>	<b>2</b>	<b>3</b>	<b>4</b>	<b>5</b>	<b>6</b>	<b>7</b>	<b>8</b>	<b>9</b>	<b>10</b>
	1	1:17.31	1:13.44	1:12.66	1:12.80	1:14.02	1:20.53	1:36.00			



# RACE GRID



## Demon Tweeks / Yokohama Stock Hatch Championship Class B

### Race 3

<b>92</b>	John HILL	01:21.830
-----------	-----------	-----------

<b>37</b>	Keith MORGAN	01:13.690
-----------	--------------	-----------

<b>88</b>	Martin CAYZER	01:12.850
-----------	---------------	-----------

<b>45</b>	Andy PHILPOTTS	01:12.630
-----------	----------------	-----------

<b>71</b>	Pip HAMMOND	01:11.920
-----------	-------------	-----------

<b>42</b>	Lee SCOTT	01:10.850
-----------	-----------	-----------

<b>57</b>	Derek ROZIER	Subject to Cof
-----------	--------------	----------------

<b>89</b>	Michael WILLIAMSON	01:15.600
-----------	--------------------	-----------


<b>38</b>	Sarah NIBLETT	01:12.960
-----------	---------------	-----------

<b>95</b>	Edward COOPER	01:12.660
-----------	---------------	-----------

<b>40</b>	Paul THORPE	01:12.430
-----------	-------------	-----------

<b>26</b>	Matt ROZIER	01:11.900
-----------	-------------	-----------

**POLE**





## Provisional Results - Race 3

### Demon Tweeks / Yokohama Stock Hatch Championship Class B

Pl	No	Cl	Name	Car	Laps	Time	Behind	MPH	Best Lap on	MPH
1	71	B	Pip HAMMOND	Vauxhall Nova GTE	11	14:36.59		65.77	1:17.88	6 67.30
2	40	B	Paul THORPE	Ford Fiesta XR2i	11	14:36.92	0.33	65.75	1:17.72	7 67.44
3	26	B	Matt ROZIER	Peugeot 205 GTi	11	14:37.37	0.78	65.72	1:17.75	9 67.42
4	42	B	Lee SCOTT	Ford Fiesta XR2i	11	14:37.70	1.11	65.69	1:17.68	11 67.48
5	45	B	Andy PHILPOTTS	Ford Fiesta XR2i	11	14:41.08	4.49	65.44	1:17.77	11 67.40
6	95	B	Edward COOPER	Vauxhall Nova Gsi	11	14:50.83	14.24	64.72	1:18.88	10 66.45
7	88	B	Martin CAYZER	Ford Fiesta XR2	11	14:57.45	20.86	64.25	1:18.86	9 66.47
8	37	B	Keith MORGAN	Suzuki Swift GTi	11	15:00.19	23.60	64.05	1:18.95	7 66.39
9	57	B	Derek ROZIER	Peugeot 205 GTi	11	15:01.45	24.86	63.96	1:19.37	9 66.04
10	38	B	Sarah NIBLETT	Peugeot 205 GTi	11	15:02.50	25.91	63.89	1:19.11	6 66.26
11	89	B	Michael WILLIAMSON	Ford Fiesta XR2	11	15:21.31	44.72	62.58	1:18.97	6 66.37
12	92	B	John HILL	Peugeot 205 GTi	10	14:53.37	1 Lap	58.67	1:26.31	2 60.73

#### Fastest Lap

42 B Lee SCOTT Ford Fiesta XR2i 1:17.68 11 67.48 Rec

Weather / Track: Raining / Wet

Start Time : 14:04

Pembrey

24 Sep 11 14:22

Clerk of Course :	Time Issued :	Chief Timekeeper : Terry Stevens
-------------------	---------------	----------------------------------

THESE RESULTS REMAIN PROVISIONAL FOR A MINIMUM OF 30 MINUTES FROM THE TIME OF ISSUE AND UNTIL ALL JUDICIAL AND TECHNICAL MATTERS HAVE BEEN SETTLED.

Results produced on HS Sports Timing and Results Systems

# Lap Chart

## Demon Tweeks / Yokohama Stock Hatch Championship Class B - Race 3

Lap 1		Lap 2		Lap 3		Lap 4		Lap 5		Lap 6		Lap 7		Lap 8		Lap 9		Lap 10	
No	Time	No	Time	No	Time	No	Time	No	Time	No	Time	No	Time	No	Time	No	Time	No	Time
42	1:28.23	42	2:48.48	71	4:09.56	71	5:28.86	71	6:47.61	71	8:05.49	71	9:23.91	71	10:42.36	71	12:00.33	71	13:18.31
26	1:28.88	26	2:48.84	42	4:09.73	26	5:29.84	26	6:48.26	26	8:06.11	40	9:24.21	40	10:42.80	40	12:00.65	40	13:18.77
71	1:29.22	71	2:48.89	26	4:10.17	40	5:30.35	40	6:48.61	40	8:06.49	26	9:24.85	26	10:43.20	26	12:00.95	26	13:19.40
40	1:29.55	40	2:49.26	45	4:10.45	42	5:30.79	42	6:49.03	42	8:07.31	42	9:25.26	42	10:43.86	42	12:02.06	42	13:20.02
45	1:30.53	45	2:49.63	40	4:10.46	45	5:32.52	45	6:51.12	45	8:09.20	45	9:28.05	45	10:47.13	45	12:05.21	92	13:23.11 *1
88	1:30.85	88	2:50.08	88	4:12.64	88	5:33.05	95	6:54.91	95	8:14.58	95	9:33.96	95	10:53.07	95	12:12.09	45	13:23.31
57	1:32.33	95	2:54.20	95	4:14.24	95	5:33.88	57	6:58.75	57	8:18.74	57	9:38.23	57	10:57.79	57	12:17.16	95	13:30.97
95	1:32.58	57	2:54.62	57	4:15.48	57	5:38.42	37	6:59.50	38	8:20.12	38	9:39.33	38	10:58.53	38	12:18.06	88	13:37.65
37	1:34.93	37	2:57.31	37	4:18.76	37	5:39.11	38	7:01.01	37	8:20.83	37	9:39.78	37	10:59.24	88	12:18.32	37	13:40.84
38	1:37.29	38	3:00.09	38	4:21.19	38	5:41.69	88	7:02.19	88	8:21.09	88	9:40.50	88	10:59.46	37	12:19.04	57	13:41.61
89	1:38.15	89	3:01.06	89	4:22.14	89	5:42.65	89	7:03.05	89	8:22.02	89	10:00.51	89	11:20.75	89	12:41.13	38	13:42.76
92	1:39.53	92	3:05.84	92	4:32.22	92	6:00.03	92	7:28.68	92	8:57.26	92	10:24.59	92	11:52.20			89	14:01.02

# Lap Chart

## Demon Tweeks / Yokohama Stock Hatch Championship Class B - Race 3

Lap 11		Lap 12		Lap 13		Lap 14		Lap 15		Lap 16		Lap 17		Lap 18		Lap 19		Lap 20	
No	Time	No	Time	No	Time	No	Time	No	Time	No	Time	No	Time	No	Time	No	Time	No	Time
71	14:36.59																		
40	14:36.92																		
26	14:37.37																		
42	14:37.70																		
45	14:41.08																		
95	14:50.83																		
92	14:53.37 *1																		
88	14:57.45																		
37	15:00.19																		
57	15:01.45																		
38	15:02.50																		
89	15:21.31																		

# Demon Tweeks / Yokohama Stock Hatch Championship Class B

## LAP TIMES - Race 3

---

**26 Matt ROZIER**

Lap	1	2	3	4	5	6	7	8	9	10
1	1:28.88	1:19.96	1:21.33	1:19.67	1:18.42	1:17.85	1:18.74	1:18.35	1:17.75	1:18.45
11	1:17.97									

---

**37 Keith MORGAN**

Lap	1	2	3	4	5	6	7	8	9	10
1	1:34.93	1:22.38	1:21.45	1:20.35	1:20.39	1:21.33	1:18.95	1:19.46	1:19.80	1:21.80
11	1:19.35									

---

**38 Sarah NIBLETT**

Lap	1	2	3	4	5	6	7	8	9	10
1	1:37.29	1:22.80	1:21.10	1:20.50	1:19.32	1:19.11	1:19.21	1:19.20	1:19.53	1:24.70
11	1:19.74									

---

**40 Paul THORPE**

Lap	1	2	3	4	5	6	7	8	9	10
1	1:29.55	1:19.71	1:21.20	1:19.89	1:18.26	1:17.88	1:17.72	1:18.59	1:17.85	1:18.12
11	1:18.15									

---

**42 Lee SCOTT**

Lap	1	2	3	4	5	6	7	8	9	10
1	1:28.23	1:20.25	1:21.25	1:21.06	1:18.24	1:18.28	1:17.95	1:18.60	1:18.20	1:17.96
11	1:17.68									

---

**45 Andy PHILPOTTS**

Lap	1	2	3	4	5	6	7	8	9	10
1	1:30.53	1:19.10	1:20.82	1:22.07	1:18.60	1:18.08	1:18.85	1:19.08	1:18.08	1:18.10
11	1:17.77									

---

**57 Derek ROZIER**

Lap	1	2	3	4	5	6	7	8	9	10
1	1:32.33	1:22.29	1:20.86	1:22.94	1:20.33	1:19.99	1:19.49	1:19.56	1:19.37	1:24.45
11	1:19.84									

---

**71 Pip HAMMOND**

Lap	1	2	3	4	5	6	7	8	9	10
1	1:29.22	1:19.67	1:20.67	1:19.30	1:18.75	1:17.88	1:18.42	1:18.45	1:17.97	1:17.98
11	1:18.28									

---

**88 Martin CAYZER**

Lap	1	2	3	4	5	6	7	8	9	10
1	1:30.85	1:19.23	1:22.56	1:20.41	1:29.14	1:18.90	1:19.41	1:18.96	1:18.86	1:19.33
11	1:19.80									

---

**89 Michael WILLIAMSON**

Lap	1	2	3	4	5	6	7	8	9	10
1	1:38.15	1:22.91	1:21.08	1:20.51	1:20.40	1:18.97	1:38.49	1:20.24	1:20.38	1:19.89
11	1:20.29									

---

**92 John HILL**

<b>Lap</b>	<b>1</b>	<b>2</b>	<b>3</b>	<b>4</b>	<b>5</b>	<b>6</b>	<b>7</b>	<b>8</b>	<b>9</b>	<b>10</b>
1	1:39.53	1:26.31	1:26.38	1:27.81	1:28.65	1:28.58	1:27.33	1:27.61	1:30.91	1:30.26

---

**95 Edward COOPER**

<b>Lap</b>	<b>1</b>	<b>2</b>	<b>3</b>	<b>4</b>	<b>5</b>	<b>6</b>	<b>7</b>	<b>8</b>	<b>9</b>	<b>10</b>
1	1:32.58	1:21.62	1:20.04	1:19.64	1:21.03	1:19.67	1:19.38	1:19.11	1:19.02	1:18.88
11	1:19.86									





## 2nd Best Qualifying Times

### Demon Tweeks / Yokohama Stock Hatch Championship Class B

Pos	No	Cl	Name	Car	Time
1	42	B	Lee SCOTT	Ford Fiesta XR2i	1:10.90
2	26	B	Matt ROZIER	Peugeot 205 GTi	1:12.14
3	45	B	Andy PHILPOTTS	Ford Fiesta XR2i	1:12.69
4	95	B	Edward COOPER	Vauxhall Nova Gsi	1:12.80
5	71	B	Pip HAMMOND	Vauxhall Nova GTE	1:12.84
6	40	B	Paul THORPE	Ford Fiesta XR2i	1:12.91
7	88	B	Martin CAYZER	Ford Fiesta XR2	1:13.13
8	37	B	Keith MORGAN	Suzuki Swift GTi	1:13.89
9	38	B	Sarah NIBLETT	Peugeot 205 GTi	1:14.00
10	89	B	Michael WILLIAMSON	Ford Fiesta XR2	1:16.18
11	92	B	John HILL	Peugeot 205 GTi	1:22.61

24 Sep 11 09:58

Clerk of Course:


Time Issued:

Chief Timekeeper:

THESE RESULTS REMAIN PROVISIONAL FOR A MINIMUM OF 30 MINUTES FROM THE TIME OF ISSUE



# RACE GRID



## Demon Tweeks / Yokohama Stock Hatch Championship Class B

### Race 13

<b>92</b>	John HILL	01:22.610
-----------	-----------	-----------

<b>38</b>	Sarah NIBLETT	01:14.000
-----------	---------------	-----------

<b>88</b>	Martin CAYZER	01:13.130
-----------	---------------	-----------

<b>71</b>	Pip HAMMOND	01:12.840
-----------	-------------	-----------

<b>45</b>	Andy PHILPOTTS	01:12.690
-----------	----------------	-----------

<b>42</b>	Lee SCOTT	01:10.900
-----------	-----------	-----------

<b>57</b>	Derek ROZIER	Subject to Cof
-----------	--------------	----------------

<b>89</b>	Michael WILLIAMSON	01:16.180
-----------	--------------------	-----------


<b>37</b>	Keith MORGAN	01:13.890
-----------	--------------	-----------

<b>40</b>	Paul THORPE	01:12.910
-----------	-------------	-----------

<b>95</b>	Edward COOPER	01:12.800
-----------	---------------	-----------

<b>26</b>	Matt ROZIER	01:12.140
-----------	-------------	-----------

**POLE**





## Provisional Results - Race 13

### Demon Tweeks / Yokohama Stock Hatch Championship Class B

Pl	No	Cl	Name	Car	Laps	Time	Behind	MPH	Best Lap on	MPH
1	42	B	Lee SCOTT	Ford Fiesta XR2i	12	14:47.87		70.84	1:12.71	10 72.09
2	26	B	Matt ROZIER	Peugeot 205 GTi	12	14:51.34	3.47	70.57	1:12.72	6 72.08
3	71	B	Pip HAMMOND	Vauxhall Nova GTE	12	15:01.73	13.86	69.75	1:13.21	11 71.60
4	95	B	Edward COOPER	Vauxhall Nova Gsi	12	15:02.21	14.34	69.72	1:13.12	11 71.68
5	40	B	Paul THORPE	Ford Fiesta XR2i	12	15:03.11	15.24	69.65	1:13.14	11 71.67
6	88	B	Martin CAYZER	Ford Fiesta XR2	12	15:05.71	17.84	69.45	1:13.35	10 71.46
7	37	B	Keith MORGAN	Suzuki Swift GTi	12	15:19.31	31.44	68.42	1:15.08	11 69.81
8	38	B	Sarah NIBLETT	Peugeot 205 GTi	12	15:22.58	34.71	68.18	1:14.62	10 70.24
9	45	B	Andy PHILPOTTS	Ford Fiesta XR2i	12	15:22.78	34.91	68.16	1:13.48	7 71.33
10	57	B	Derek ROZIER	Peugeot 205 GTi	12	15:32.68	44.81	67.44	1:15.30	11 69.61
11	89	B	Michael WILLIAMSON	Ford Fiesta XR2	11	15:02.68	1 Lap	63.87	1:17.56	5 67.58
12	92	B	John HILL	Peugeot 205 GTi	10	15:15.27	2 Laps	57.27	1:22.55	2 63.50

#### Fastest Lap

42 B Lee SCOTT Ford Fiesta XR2i 1:12.71 10 72.09 Rec

Weather / Track: Cloudy / Drying

Start Time : 11:09

Pembrey

25 Sep 11 11:27

Clerk of Course :	Time Issued :	Chief Timekeeper : Terry Stevens
-------------------	---------------	----------------------------------

THESE RESULTS REMAIN PROVISIONAL FOR A MINIMUM OF 30 MINUTES FROM THE TIME OF ISSUE AND UNTIL ALL JUDICIAL AND TECHNICAL MATTERS HAVE BEEN SETTLED.

Results produced on HS Sports Timing and Results Systems

# Lap Chart

## Demon Tweeks / Yokohama Stock Hatch Championship Class B - Race 13

Lap 1		Lap 2		Lap 3		Lap 4		Lap 5		Lap 6		Lap 7		Lap 8		Lap 9		Lap 10	
No	Time	No	Time	No	Time	No	Time	No	Time	No	Time	No	Time	No	Time	No	Time	No	Time
42	1:21.61	42	2:35.88	42	3:49.96	42	5:03.62	42	6:17.11	42	7:30.36	42	8:43.22	42	9:56.07	42	11:09.23	42	12:21.94
26	1:22.41	26	2:37.13	26	3:51.32	26	5:04.68	26	6:18.22	26	7:30.94	26	8:43.99	26	9:57.13	26	11:10.34	92	12:22.02 *2
95	1:24.97	95	2:40.53	95	3:56.16	95	5:11.28	95	6:26.29	71	7:40.39	71	8:54.04	71	10:07.92	71	11:21.52	26	12:23.62
40	1:25.30	40	2:40.74	40	3:56.40	40	5:11.64	71	6:26.33	95	7:40.89	95	8:54.86	95	10:08.53	95	11:22.18	71	12:34.91
71	1:25.45	71	2:41.24	71	3:56.66	71	5:12.00	40	6:26.67	40	7:41.29	40	8:55.10	40	10:09.04	40	11:22.66	95	12:35.33
88	1:26.33	88	2:42.20	88	3:57.11	88	5:12.40	88	6:27.31	88	7:41.61	88	8:55.46	88	10:09.34	88	11:23.26	40	12:36.28
37	1:27.35	37	2:44.19	37	4:00.02	37	5:16.11	37	6:31.77	37	7:47.16	37	9:02.40	37	10:18.01	37	11:33.46	88	12:36.61
38	1:28.86	38	2:45.21	38	4:01.37	38	5:17.52	38	6:33.61	38	7:49.53	38	9:04.65	45	10:20.00	38	11:38.37	37	12:48.75
57	1:29.41	57	2:46.69	57	4:07.13	45	5:23.24	45	6:37.94	45	7:51.65	45	9:05.13	38	10:20.54	45	11:40.03	38	12:52.99
89	1:30.58	89	2:48.70	45	4:07.35	57	5:24.36	57	6:40.91	57	7:57.38	57	9:13.63	92	10:23.98 *1	57	11:46.32	45	12:54.05
45	1:32.91	45	2:50.85	89	4:08.33	89	5:26.08	89	6:43.64	89	8:03.49	89	9:23.83	57	10:29.94	89	12:06.37	57	13:02.06
92	1:33.64	92	2:56.19	92	4:18.90	92	5:42.65	92	7:05.92	92	8:29.19			89	10:44.96			89	13:25.24

# Lap Chart

## Demon Tweeks / Yokohama Stock Hatch Championship Class B - Race 13

Lap 11		Lap 12		Lap 13		Lap 14		Lap 15		Lap 16		Lap 17		Lap 18		Lap 19		Lap 20	
No	Time	No	Time	No	Time	No	Time	No	Time	No	Time	No	Time	No	Time	No	Time	No	Time
42	13:34.92	42	14:47.87																
26	13:37.17	26	14:51.34																
92	13:46.52 *2	71	15:01.73																
71	13:48.12	95	15:02.21																
95	13:48.45	89	15:02.68 *1																
40	13:49.42	40	15:03.11																
88	13:50.62	88	15:05.71																
37	14:03.83	92	15:15.27 *2																
38	14:07.61	37	15:19.31																
45	14:07.88	38	15:22.58																
57	14:17.36	45	15:22.78																
		57	15:32.68																

# Demon Tweeks / Yokohama Stock Hatch Championship Class B

## LAP TIMES - Race 13

---

### 26 Matt ROZIER

Lap	1	2	3	4	5	6	7	8	9	10
1	1:22.41	1:14.72	1:14.19	1:13.36	1:13.54	1:12.72	1:13.05	1:13.14	1:13.21	1:13.28
11	1:13.55	1:14.17								

---

### 37 Keith MORGAN

Lap	1	2	3	4	5	6	7	8	9	10
1	1:27.35	1:16.84	1:15.83	1:16.09	1:15.66	1:15.39	1:15.24	1:15.61	1:15.45	1:15.29
11	1:15.08	1:15.48								

---

### 38 Sarah NIBLETT

Lap	1	2	3	4	5	6	7	8	9	10
1	1:28.86	1:16.35	1:16.16	1:16.15	1:16.09	1:15.92	1:15.12	1:15.89	1:17.83	1:14.62
11	1:14.62	1:14.97								

---

### 40 Paul THORPE

Lap	1	2	3	4	5	6	7	8	9	10
1	1:25.30	1:15.44	1:15.66	1:15.24	1:15.03	1:14.62	1:13.81	1:13.94	1:13.62	1:13.62
11	1:13.14	1:13.69								

---

### 42 Lee SCOTT

Lap	1	2	3	4	5	6	7	8	9	10
1	1:21.61	1:14.27	1:14.08	1:13.66	1:13.49	1:13.25	1:12.86	1:12.85	1:13.16	1:12.71
11	1:12.98	1:12.95								

---

### 45 Andy PHILPOTTS

Lap	1	2	3	4	5	6	7	8	9	10
1	1:32.91	1:17.94	1:16.50	1:15.89	1:14.70	1:13.71	1:13.48	1:14.87	1:20.03	1:14.02
11	1:13.83	1:14.90								

---

### 57 Derek ROZIER

Lap	1	2	3	4	5	6	7	8	9	10
1	1:29.41	1:17.28	1:20.44	1:17.23	1:16.55	1:16.47	1:16.25	1:16.31	1:16.38	1:15.74
11	1:15.30	1:15.32								

---

### 71 Pip HAMMOND

Lap	1	2	3	4	5	6	7	8	9	10
1	1:25.45	1:15.79	1:15.42	1:15.34	1:14.33	1:14.06	1:13.65	1:13.88	1:13.60	1:13.39
11	1:13.21	1:13.61								

---

### 88 Martin CAYZER

Lap	1	2	3	4	5	6	7	8	9	10
1	1:26.33	1:15.87	1:14.91	1:15.29	1:14.91	1:14.30	1:13.85	1:13.88	1:13.92	1:13.35
11	1:14.01	1:15.09								

---

### 89 Michael WILLIAMSON

Lap	1	2	3	4	5	6	7	8	9	10
1	1:30.58	1:18.12	1:19.63	1:17.75	1:17.56	1:19.85	1:20.34	1:21.13	1:21.41	1:18.87
11	1:37.44									

---

**92 John HILL**

<b>Lap</b>	<b>1</b>	<b>2</b>	<b>3</b>	<b>4</b>	<b>5</b>	<b>6</b>	<b>7</b>	<b>8</b>	<b>9</b>	<b>10</b>
1	1:33.64	1:22.55	1:22.71	1:23.75	1:23.27	1:23.27	1:54.79	1:58.04	1:24.50	1:28.75

---

**95 Edward COOPER**

<b>Lap</b>	<b>1</b>	<b>2</b>	<b>3</b>	<b>4</b>	<b>5</b>	<b>6</b>	<b>7</b>	<b>8</b>	<b>9</b>	<b>10</b>
1	1:24.97	1:15.56	1:15.63	1:15.12	1:15.01	1:14.60	1:13.97	1:13.67	1:13.65	1:13.15
11	1:13.12	1:13.76								