



## P5 - Provisional Qualifying Times for Race 5

### Demon Tweeks / Yokohama Stock Hatch Championship Class A

Pl	No	Cl	Name	Car	Laps	Time on Lap	Behind	MPH
1	4	A	Patrick FLETCHER	Citroen Saxo VTR	9	1:13.75	4	81.03
2	13	A	Andrew TIBBS	Citroen Saxo VTR	10	1:13.88	6	80.89
3	54	A	Carl SWAN	Citroen Saxo VTR	12	1:14.30	8	80.43
4	41	A	Martin WARD	Citroen Saxo VTR	12	1:14.58	9	80.13
5	86	A	Jake FARNDON	Citroen Saxo VTR	11	1:14.72	3	79.98
6	69	A	Matt FINCHAM	Citroen Saxo VTR	12	1:14.83	11	79.86
7	84	A	Adam STOKES	Peugeot 106 Rallye	12	1:14.85	3	79.84
8	7	A	Shaun HAGEN	Citroen Saxo VTR	12	1:14.94	12	79.74
9	66	A	Craig BELL	Citroen Saxo VTR	12	1:14.95	10	79.73
10	55	A	Rory COOPER	Citroen Saxo VTR	12	1:15.08	11	79.60
11	25	A	Pete MORGAN	Citroen Saxo VTR	12	1:15.18	7	79.49
12	43	A	Terry BOTTING	Citroen Saxo VTR	12	1:15.46	10	79.19
13	73	A	Russell HOLMAN	Citroen Saxo VTR	9	1:15.74	6	78.90
14	60	A	Tom SIMPSON	Citroen Saxo VTR	12	1:15.77	10	78.87
15	24	A	Kirk DEWELL	Citroen Saxo VTR	12	1:15.82	10	78.82
16	68	A	Andrew THORPE	Peugeot 106 XSi	12	1:15.95	9	78.68
17	58	A	Paul JARVIS	Citroen Saxo VTR	12	1:16.40	12	78.22
18	35	A	Daniel SPENCER	Citroen Saxo VTR	11	1:17.34	7	77.27
19	94	A	Alan HASSELL	Citroen Saxo VTR	10	1:17.37	5	77.24
20	23	A	Jack OLDHAM	Peugeot 106 XSi	11	1:18.60	9	76.03
21	77	A	Kevin CONDON	Citroen Saxo VTR	11	1:19.42	11	75.25

#### Exclusions

3 A Matt DIGBY

Citroen Saxo VTR

C.3.1.1. Eligibility

Weather / Track: Bright / Dry

Start Time : 10:02

Oulton Park Fosters

10 Sep 11 11:34

Clerk of Course :	Time Issued :	Chief Timekeeper : Terry Stevens
-------------------	---------------	----------------------------------

THESE RESULTS REMAIN PROVISIONAL FOR A MINIMUM OF 30 MINUTES FROM THE TIME OF ISSUE AND UNTIL ALL JUDICIAL AND TECHNICAL MATTERS HAVE BEEN SETTLED.

Results produced on HS Sports Timing and Results Systems. Results online at [www.750MC.co.uk](http://www.750MC.co.uk)

# Demon Tweeks / Yokohama Stock Hatch Championship Class A

## LAP TIMES - P5 - Provisional Qualifying Times for Race 5

---

<b>3</b>	<b>Matt DIGBY</b>										
<b>Lap</b>	<b>1</b>	<b>2</b>	<b>3</b>	<b>4</b>	<b>5</b>	<b>6</b>	<b>7</b>	<b>8</b>	<b>9</b>	<b>10</b>	
1	1:52.63	1:17.44	1:15.09	1:23.19	1:14.62	1:14.70	1:29.36	1:14.85	1:15.09	1:14.57	
11	1:25.04	1:15.32									

---

<b>4</b>	<b>Patrick FLETCHER</b>										
<b>Lap</b>	<b>1</b>	<b>2</b>	<b>3</b>	<b>4</b>	<b>5</b>	<b>6</b>	<b>7</b>	<b>8</b>	<b>9</b>	<b>10</b>	
1	1:33.04	1:14.45	1:13.91	1:13.75	1:14.13	1:13.92	1:17.03	1:13.97	1:27.78		

---

<b>7</b>	<b>Shaun HAGEN</b>										
<b>Lap</b>	<b>1</b>	<b>2</b>	<b>3</b>	<b>4</b>	<b>5</b>	<b>6</b>	<b>7</b>	<b>8</b>	<b>9</b>	<b>10</b>	
1	1:36.57	1:17.71	1:16.12	1:15.26	1:16.60	1:17.45	1:15.77	1:16.40	1:15.18	1:15.19	
11	1:15.95	1:14.94									

---

<b>13</b>	<b>Andrew TIBBS</b>										
<b>Lap</b>	<b>1</b>	<b>2</b>	<b>3</b>	<b>4</b>	<b>5</b>	<b>6</b>	<b>7</b>	<b>8</b>	<b>9</b>	<b>10</b>	
1	1:30.34	1:14.88	1:14.45	1:14.36	1:16.39	1:13.88	1:14.43	1:14.32	1:15.16	1:20.40	

---

<b>23</b>	<b>Jack OLDHAM</b>										
<b>Lap</b>	<b>1</b>	<b>2</b>	<b>3</b>	<b>4</b>	<b>5</b>	<b>6</b>	<b>7</b>	<b>8</b>	<b>9</b>	<b>10</b>	
1	2:04.68	1:27.64	1:44.63	1:24.24	1:22.72	1:21.09	1:25.10	1:19.01	1:18.60	1:21.30	
11	1:19.34										

---

<b>24</b>	<b>Kirk DEWELL</b>										
<b>Lap</b>	<b>1</b>	<b>2</b>	<b>3</b>	<b>4</b>	<b>5</b>	<b>6</b>	<b>7</b>	<b>8</b>	<b>9</b>	<b>10</b>	
1	1:47.04	1:19.43	1:17.73	1:17.19	1:16.56	1:15.97	1:16.30	1:16.64	1:16.00	1:15.82	
11	1:19.37	1:16.95									

---

<b>25</b>	<b>Pete MORGAN</b>										
<b>Lap</b>	<b>1</b>	<b>2</b>	<b>3</b>	<b>4</b>	<b>5</b>	<b>6</b>	<b>7</b>	<b>8</b>	<b>9</b>	<b>10</b>	
1	2:00.33	1:16.65	1:17.04	1:16.13	1:15.62	1:15.26	1:15.18	1:15.26	1:16.19	1:15.48	
11	1:15.50	1:15.89									

---

<b>35</b>	<b>Daniel SPENCER</b>										
<b>Lap</b>	<b>1</b>	<b>2</b>	<b>3</b>	<b>4</b>	<b>5</b>	<b>6</b>	<b>7</b>	<b>8</b>	<b>9</b>	<b>10</b>	
1	1:55.64	1:18.00	1:43.79	1:19.83	1:18.23	1:17.47	1:17.34	1:19.06	1:18.89	1:17.70	
11	1:17.61										

---

<b>41</b>	<b>Martin WARD</b>										
<b>Lap</b>	<b>1</b>	<b>2</b>	<b>3</b>	<b>4</b>	<b>5</b>	<b>6</b>	<b>7</b>	<b>8</b>	<b>9</b>	<b>10</b>	
1	1:54.80	1:17.24	1:15.71	1:16.04	1:15.08	1:15.41	1:19.29	1:15.34	1:14.58	1:15.38	
11	1:14.93	1:14.76									

---

<b>43</b>	<b>Terry BOTTING</b>										
<b>Lap</b>	<b>1</b>	<b>2</b>	<b>3</b>	<b>4</b>	<b>5</b>	<b>6</b>	<b>7</b>	<b>8</b>	<b>9</b>	<b>10</b>	
1	1:43.05	1:18.61	1:17.89	1:16.75	1:16.40	1:16.35	1:16.62	1:18.48	1:16.17	1:15.46	
11	1:16.01	1:16.58									

---

<b>54</b>	<b>Carl SWAN</b>									
<b>Lap</b>	<b>1</b>	<b>2</b>	<b>3</b>	<b>4</b>	<b>5</b>	<b>6</b>	<b>7</b>	<b>8</b>	<b>9</b>	<b>10</b>
1	1:38.42	1:17.30	1:15.07	1:15.09	1:15.10	1:15.71	1:15.18	1:14.30	1:15.11	1:14.70
11	1:14.70	1:14.55								
<b>55</b>	<b>Rory COOPER</b>									
<b>Lap</b>	<b>1</b>	<b>2</b>	<b>3</b>	<b>4</b>	<b>5</b>	<b>6</b>	<b>7</b>	<b>8</b>	<b>9</b>	<b>10</b>
1	1:46.00	1:16.48	1:16.11	1:15.40	1:15.86	1:15.41	1:15.37	1:15.43	1:15.27	1:15.28
11	1:15.08	1:15.55								
<b>58</b>	<b>Paul JARVIS</b>									
<b>Lap</b>	<b>1</b>	<b>2</b>	<b>3</b>	<b>4</b>	<b>5</b>	<b>6</b>	<b>7</b>	<b>8</b>	<b>9</b>	<b>10</b>
1	1:35.61	1:20.72	1:17.33	1:17.91	1:17.35	1:17.90	1:16.84	1:16.74	1:17.22	1:16.73
11	1:20.56	1:16.40								
<b>60</b>	<b>Tom SIMPSON</b>									
<b>Lap</b>	<b>1</b>	<b>2</b>	<b>3</b>	<b>4</b>	<b>5</b>	<b>6</b>	<b>7</b>	<b>8</b>	<b>9</b>	<b>10</b>
1	1:41.63	1:18.75	1:17.75	1:17.41	1:16.72	1:16.16	1:16.81	1:17.41	1:16.18	1:15.77
11	1:16.67	1:18.62								
<b>66</b>	<b>Craig BELL</b>									
<b>Lap</b>	<b>1</b>	<b>2</b>	<b>3</b>	<b>4</b>	<b>5</b>	<b>6</b>	<b>7</b>	<b>8</b>	<b>9</b>	<b>10</b>
1	1:40.34	1:19.11	1:16.85	1:15.81	1:16.14	1:16.25	1:15.26	1:15.89	1:14.99	1:14.95
11	1:15.15	1:14.98								
<b>68</b>	<b>Andrew THORPE</b>									
<b>Lap</b>	<b>1</b>	<b>2</b>	<b>3</b>	<b>4</b>	<b>5</b>	<b>6</b>	<b>7</b>	<b>8</b>	<b>9</b>	<b>10</b>
1	2:03.14	1:16.35	1:16.28	1:17.06	1:16.10	1:16.16	1:16.57	1:16.40	1:15.95	1:16.78
11	1:16.62	1:16.31								
<b>69</b>	<b>Matt FINCHAM</b>									
<b>Lap</b>	<b>1</b>	<b>2</b>	<b>3</b>	<b>4</b>	<b>5</b>	<b>6</b>	<b>7</b>	<b>8</b>	<b>9</b>	<b>10</b>
1	2:04.97	1:18.39	1:17.78	1:17.16	1:16.62	1:16.00	1:17.82	1:15.10	1:15.65	1:15.17
11	1:14.83	1:15.21								
<b>73</b>	<b>Russell HOLMAN</b>									
<b>Lap</b>	<b>1</b>	<b>2</b>	<b>3</b>	<b>4</b>	<b>5</b>	<b>6</b>	<b>7</b>	<b>8</b>	<b>9</b>	<b>10</b>
1	1:44.04	1:18.97	1:17.29	1:17.09	1:16.68	1:15.74	1:16.80	1:18.01	1:16.81	
<b>77</b>	<b>Kevin CONDON</b>									
<b>Lap</b>	<b>1</b>	<b>2</b>	<b>3</b>	<b>4</b>	<b>5</b>	<b>6</b>	<b>7</b>	<b>8</b>	<b>9</b>	<b>10</b>
1	2:05.64	1:26.09	1:41.89	1:26.72	1:27.70	1:29.73	1:22.28	1:22.20	1:20.77	1:19.53
11	1:19.42									
<b>84</b>	<b>Adam STOKES</b>									
<b>Lap</b>	<b>1</b>	<b>2</b>	<b>3</b>	<b>4</b>	<b>5</b>	<b>6</b>	<b>7</b>	<b>8</b>	<b>9</b>	<b>10</b>
1	1:34.73	1:15.67	1:14.85	1:14.88	1:17.19	1:15.29	1:15.27	1:29.25	1:15.38	1:29.39
11	1:15.58	1:15.43								
<b>86</b>	<b>Jake FARDON</b>									
<b>Lap</b>	<b>1</b>	<b>2</b>	<b>3</b>	<b>4</b>	<b>5</b>	<b>6</b>	<b>7</b>	<b>8</b>	<b>9</b>	<b>10</b>
1	1:34.51	1:15.32	1:14.72	1:15.02	1:16.16	1:18.80	2:10.22	1:23.99	1:14.93	1:15.72
11	1:15.29									


---

**94 Alan HASSELL**

<b>Lap</b>	<b>1</b>	<b>2</b>	<b>3</b>	<b>4</b>	<b>5</b>	<b>6</b>	<b>7</b>	<b>8</b>	<b>9</b>	<b>10</b>
1	2:02.04	1:20.87	1:20.18	1:18.42	1:17.37	1:17.69	1:19.45	1:17.56	1:23.13	1:36.05



# RACE GRID



## Demon Tweeks / Yokohama Stock Hatch Championship Class A

### Race 5

ROW 12			
		23	24
ROW 11	<b>77</b> 01:19.420 Kevin CONDON		<b>3</b> - Matt DIGBY
	21	22	
ROW 10		<b>94</b> 01:17.370 Alan HASSELL	<b>23</b> 01:18.600 Jack OLDHAM
		19	20
ROW 9	<b>58</b> 01:16.400 Paul JARVIS		<b>35</b> 01:17.340 Daniel SPENCER
	17	18	
ROW 8		<b>24</b> 01:15.820 Kirk DEWELL	<b>68</b> 01:15.950 Andrew THORPE
		15	16
ROW 7	<b>73</b> 01:15.740 Russell HOLMAN		<b>60</b> 01:15.770 Tom SIMPSON
	13	14	
ROW 6		<b>43</b> 01:15.460 Terry BOTTING	<b>55</b> 01:15.080 Rory COOPER
		11	12
ROW 5	<b>66</b> 01:14.950 Craig BELL		<b>25</b> 01:15.180 Pete MORGAN
	9	10	
ROW 4		<b>84</b> 01:14.850 Adam STOKES	<b>7</b> 01:14.940 Shaun HAGEN
		7	8
ROW 3	<b>86</b> 01:14.720 Jake FARNDON		<b>69</b> 01:14.830 Matt FINCHAM
	5	6	
ROW 2		<b>54</b> 01:14.300 Carl SWAN	<b>41</b> 01:14.580 Martin WARD
		3	4
ROW 1	<b>4</b> 01:13.750 Patrick FLETCHER		<b>13</b> 01:13.880 Andrew TIBBS
	1	2	
<b>POLE</b>			

No 55 - 2 position penalty from previous race.



## Provisional Results - Race 5 (Restart)

### Demon Tweeks / Yokohama Stock Hatch Championship Class A

Pl	No	Cl	Name	Car	Laps	Time	Behind	MPH	Best Lap on	MPH
1	4	A	Patrick FLETCHER	Citroen Saxo VTR	5	6:20.20		78.59	1:14.23	3 80.51
2	13	A	Andrew TIBBS	Citroen Saxo VTR	5	6:20.47	0.27	78.53	1:14.16	5 80.58
3	41	A	Martin WARD	Citroen Saxo VTR	5	6:21.44	1.24	78.33	1:14.26	5 80.47
4	3	A	Matt DIGBY	Citroen Saxo VTR	5	6:21.60	1.40	78.30	1:14.10	5 80.65
5	84	A	Adam STOKES	Peugeot 106 Rallye	5	6:26.04	5.84	77.40	1:15.46	4 79.19
6	86	A	Jake FARNDON	Citroen Saxo VTR	5	6:27.16	6.96	77.18	1:14.97	4 79.71
7	7	A	Shaun HAGEN	Citroen Saxo VTR	5	6:28.42	8.22	76.93	1:15.16	4 79.51
8	66	A	Craig BELL	Citroen Saxo VTR	5	6:28.66	8.46	76.88	1:14.99	3 79.69
9	54	A	Carl SWAN	Citroen Saxo VTR	5	6:28.76	8.56	76.86	1:14.68	4 80.02
10	55	A	Rory COOPER	Citroen Saxo VTR	5	6:29.62	9.42	76.69	1:15.51	3 79.14
11	25	A	Pete MORGAN	Citroen Saxo VTR	5	6:30.76	10.56	76.47	1:15.31	3 79.35
12	73	A	Russell HOLMAN	Citroen Saxo VTR	5	6:31.20	11.00	76.38	1:15.24	3 79.43
13	24	A	Kirk DEWELL	Citroen Saxo VTR	5	6:35.57	15.37	75.54	1:16.06	3 78.57
14	58	A	Paul JARVIS	Citroen Saxo VTR	5	6:37.66	17.46	75.14	1:16.61	4 78.01
15	68	A	Andrew THORPE	Peugeot 106 XSi	5	6:38.42	18.22	75.00	1:16.36	4 78.26
16	60	A	Tom SIMPSON	Citroen Saxo VTR	5	6:38.58	18.38	74.97	1:16.12	5 78.51
17	23	A	Jack OLDHAM	Peugeot 106 XSi	5	6:52.38	32.18	72.46	1:18.88	3 75.76

#### Not-Classified

77	A	Kevin CONDON	Citroen Saxo VTR	4	5:25.04	DNF	73.54	1:17.49	3 77.12
35	A	Daniel SPENCER	Citroen Saxo VTR	0		Starter	0.00		
43	A	Terry BOTTING	Citroen Saxo VTR	0		Starter	0.00		
69	A	Matt FINCHAM	Citroen Saxo VTR	0		Starter	0.00		
94	A	Alan HASSELL	Citroen Saxo VTR	0		Starter	0.00		

#### Fastest Lap

3	A	Matt DIGBY	Citroen Saxo VTR					1:14.10	5	80.65 Rec
---	---	------------	------------------	--	--	--	--	---------	---	-----------

2-part race. No 35 43 69 & 94 did not take restart.

Weather / Track: Cloudy / Dry

Start Time : 15:02

Oulton Park Fosters

10 Sep 11 15:15

Clerk of Course :	Time Issued :	Chief Timekeeper : Terry Stevens
-------------------	---------------	----------------------------------

THESE RESULTS REMAIN PROVISIONAL FOR A MINIMUM OF 30 MINUTES FROM THE TIME OF ISSUE AND UNTIL ALL JUDICIAL AND TECHNICAL MATTERS HAVE BEEN SETTLED.

Results produced on HS Sports Timing and Results Systems

# Lap Chart

## Demon Tweeks / Yokohama Stock Hatch Championship Class A - Race 5 (Res

Lap 1		Lap 2		Lap 3		Lap 4		Lap 5		Lap 6		Lap 7		Lap 8		Lap 9		Lap 10	
No	Time	No	Time	No	Time	No	Time	No	Time	No	Time	No	Time	No	Time	No	Time	No	Time
4	1:21.94	13	2:37.02	4	3:51.43	4	5:05.88	4	6:20.20										
13	1:22.47	4	2:37.20	13	3:51.43	13	5:06.31	13	6:20.47										
41	1:22.91	41	2:37.77	41	3:52.19	41	5:07.18	41	6:21.44										
3	1:23.11	3	2:38.11	3	3:52.78	3	5:07.50	3	6:21.60										
84	1:23.44	84	2:38.96	84	3:54.66	84	5:10.12	84	6:26.04										
86	1:25.53	86	2:41.37	86	3:56.68	86	5:11.65	86	6:27.16										
7	1:26.08	7	2:42.30	7	3:57.47	7	5:12.63	7	6:28.42										
55	1:26.51	55	2:42.69	66	3:58.17	54	5:12.85	66	6:28.66										
54	1:26.69	66	2:43.18	54	3:58.17	66	5:13.16	54	6:28.76										
66	1:27.23	54	2:43.34	55	3:58.20	55	5:13.91	55	6:29.62										
25	1:27.48	25	2:44.53	25	3:59.84	25	5:15.19	25	6:30.76										
73	1:27.72	73	2:45.02	73	4:00.26	73	5:15.74	73	6:31.20										
58	1:28.55	24	2:47.03	24	4:03.09	24	5:19.41	24	6:35.57										
68	1:28.78	58	2:47.31	58	4:04.01	58	5:20.62	58	6:37.66										
24	1:29.13	60	2:48.40	68	4:05.61	68	5:21.97	68	6:38.42										
60	1:29.54	68	2:48.54	60	4:05.72	60	5:22.46	60	6:38.58										
77	1:31.47	77	2:50.03	77	4:07.52	77	5:25.04	23	6:52.38										
23	1:31.69	23	2:52.46	23	4:11.34	23	5:30.42												

# Demon Tweeks / Yokohama Stock Hatch Championship Class A

## LAP TIMES - Race 5 (Restart)

<b>3</b>	<b>Matt DIGBY</b>										
	<b>Lap</b>	<b>1</b>	<b>2</b>	<b>3</b>	<b>4</b>	<b>5</b>	<b>6</b>	<b>7</b>	<b>8</b>	<b>9</b>	<b>10</b>
	1	1:23.11	1:15.00	1:14.67	1:14.72	1:14.10					
<b>4</b>	<b>Patrick FLETCHER</b>										
	<b>Lap</b>	<b>1</b>	<b>2</b>	<b>3</b>	<b>4</b>	<b>5</b>	<b>6</b>	<b>7</b>	<b>8</b>	<b>9</b>	<b>10</b>
	1	1:21.94	1:15.26	1:14.23	1:14.45	1:14.32					
<b>7</b>	<b>Shaun HAGEN</b>										
	<b>Lap</b>	<b>1</b>	<b>2</b>	<b>3</b>	<b>4</b>	<b>5</b>	<b>6</b>	<b>7</b>	<b>8</b>	<b>9</b>	<b>10</b>
	1	1:26.08	1:16.22	1:15.17	1:15.16	1:15.79					
<b>13</b>	<b>Andrew TIBBS</b>										
	<b>Lap</b>	<b>1</b>	<b>2</b>	<b>3</b>	<b>4</b>	<b>5</b>	<b>6</b>	<b>7</b>	<b>8</b>	<b>9</b>	<b>10</b>
	1	1:22.47	1:14.55	1:14.41	1:14.88	1:14.16					
<b>23</b>	<b>Jack OLDHAM</b>										
	<b>Lap</b>	<b>1</b>	<b>2</b>	<b>3</b>	<b>4</b>	<b>5</b>	<b>6</b>	<b>7</b>	<b>8</b>	<b>9</b>	<b>10</b>
	1	1:31.69	1:20.77	1:18.88	1:19.08	1:21.96					
<b>24</b>	<b>Kirk DEWELL</b>										
	<b>Lap</b>	<b>1</b>	<b>2</b>	<b>3</b>	<b>4</b>	<b>5</b>	<b>6</b>	<b>7</b>	<b>8</b>	<b>9</b>	<b>10</b>
	1	1:29.13	1:17.90	1:16.06	1:16.32	1:16.16					
<b>25</b>	<b>Pete MORGAN</b>										
	<b>Lap</b>	<b>1</b>	<b>2</b>	<b>3</b>	<b>4</b>	<b>5</b>	<b>6</b>	<b>7</b>	<b>8</b>	<b>9</b>	<b>10</b>
	1	1:27.48	1:17.05	1:15.31	1:15.35	1:15.57					
<b>41</b>	<b>Martin WARD</b>										
	<b>Lap</b>	<b>1</b>	<b>2</b>	<b>3</b>	<b>4</b>	<b>5</b>	<b>6</b>	<b>7</b>	<b>8</b>	<b>9</b>	<b>10</b>
	1	1:22.91	1:14.86	1:14.42	1:14.99	1:14.26					
<b>54</b>	<b>Carl SWAN</b>										
	<b>Lap</b>	<b>1</b>	<b>2</b>	<b>3</b>	<b>4</b>	<b>5</b>	<b>6</b>	<b>7</b>	<b>8</b>	<b>9</b>	<b>10</b>
	1	1:26.69	1:16.65	1:14.83	1:14.68	1:15.91					
<b>55</b>	<b>Rory COOPER</b>										
	<b>Lap</b>	<b>1</b>	<b>2</b>	<b>3</b>	<b>4</b>	<b>5</b>	<b>6</b>	<b>7</b>	<b>8</b>	<b>9</b>	<b>10</b>
	1	1:26.51	1:16.18	1:15.51	1:15.71	1:15.71					
<b>58</b>	<b>Paul JARVIS</b>										
	<b>Lap</b>	<b>1</b>	<b>2</b>	<b>3</b>	<b>4</b>	<b>5</b>	<b>6</b>	<b>7</b>	<b>8</b>	<b>9</b>	<b>10</b>
	1	1:28.55	1:18.76	1:16.70	1:16.61	1:17.04					
<b>60</b>	<b>Tom SIMPSON</b>										
	<b>Lap</b>	<b>1</b>	<b>2</b>	<b>3</b>	<b>4</b>	<b>5</b>	<b>6</b>	<b>7</b>	<b>8</b>	<b>9</b>	<b>10</b>
	1	1:29.54	1:18.86	1:17.32	1:16.74	1:16.12					
<b>66</b>	<b>Craig BELL</b>										
	<b>Lap</b>	<b>1</b>	<b>2</b>	<b>3</b>	<b>4</b>	<b>5</b>	<b>6</b>	<b>7</b>	<b>8</b>	<b>9</b>	<b>10</b>
	1	1:27.23	1:15.95	1:14.99	1:14.99	1:15.50					



---

<b>68</b>	<b>Andrew THORPE</b>										
<b>Lap</b>	<b>1</b>	<b>2</b>	<b>3</b>	<b>4</b>	<b>5</b>	<b>6</b>	<b>7</b>	<b>8</b>	<b>9</b>	<b>10</b>	
1	1:28.78	1:19.76	1:17.07	1:16.36	1:16.45						

---

<b>73</b>	<b>Russell HOLMAN</b>										
<b>Lap</b>	<b>1</b>	<b>2</b>	<b>3</b>	<b>4</b>	<b>5</b>	<b>6</b>	<b>7</b>	<b>8</b>	<b>9</b>	<b>10</b>	
1	1:27.72	1:17.30	1:15.24	1:15.48	1:15.46						

---

<b>77</b>	<b>Kevin CONDON</b>										
<b>Lap</b>	<b>1</b>	<b>2</b>	<b>3</b>	<b>4</b>	<b>5</b>	<b>6</b>	<b>7</b>	<b>8</b>	<b>9</b>	<b>10</b>	
1	1:31.47	1:18.56	1:17.49	1:17.52							

---

<b>84</b>	<b>Adam STOKES</b>										
<b>Lap</b>	<b>1</b>	<b>2</b>	<b>3</b>	<b>4</b>	<b>5</b>	<b>6</b>	<b>7</b>	<b>8</b>	<b>9</b>	<b>10</b>	
1	1:23.44	1:15.52	1:15.70	1:15.46	1:15.92						

---

<b>86</b>	<b>Jake FARNDON</b>										
<b>Lap</b>	<b>1</b>	<b>2</b>	<b>3</b>	<b>4</b>	<b>5</b>	<b>6</b>	<b>7</b>	<b>8</b>	<b>9</b>	<b>10</b>	
1	1:25.53	1:15.84	1:15.31	1:14.97	1:15.51						

---



## P7 - Provisional Qualifying Times for Race 7

### Demon Tweeks / Yokohama Stock Hatch Championship Class B

Pl	No	Cl	Name	Car	Laps	Time on Lap	Behind	MPH	
1	88	B	Martin CAYZER	Ford Fiesta XR2	12	1:15.50	10	79.15	
2	71	B	Pip HAMMOND	Vauxhall Nova GTE	12	1:16.31	7	0.81	78.31
3	26	B	Matt ROZIER	Peugeot 205 GTi	12	1:16.47	9	0.97	78.15
4	95	B	Edward COOPER	Vauxhall Nova Gsi	12	1:16.62	11	1.12	78.00
5	57	B	Derek ROZIER	Peugeot 205 GTi	12	1:16.94	9	1.44	77.67
6	39	B	Kieran FORINTON	Peugeot 205 GTi	11	1:17.67	9	2.17	76.94
7	82	B	Jamie HOWELLS	Fiesta XR2	11	1:19.20	6	3.70	75.45
8	96	B	Richard HERBERT	Ford Fiesta XR2	11	1:19.72	6	4.22	74.96
9	87	B	Paul NEWTON	Fiesta XR2	10	1:20.18	6	4.68	74.53
10	89	B	Michael WILLIAMSON	Ford Fiesta XR2	10	1:24.40	8	8.90	70.81
11	75	B	Craig BARROW	Ford Fiesta XR2	3	1:30.72	2	15.22	65.87

Weather / Track: Cloudy / Dry

Start Time : 10:39

Oulton Park Fosters

10 Sep 11 10:56

Clerk of Course :	Time Issued :	Chief Timekeeper : Terry Stevens
-------------------	---------------	----------------------------------


THESE RESULTS REMAIN PROVISIONAL FOR A MINIMUM OF 30 MINUTES FROM THE TIME OF ISSUE AND UNTIL ALL JUDICIAL AND TECHNICAL MATTERS HAVE BEEN SETTLED.

Results produced on HS Sports Timing and Results Systems. Results online at [www.750MC.co.uk](http://www.750MC.co.uk)


# Demon Tweeks / Yokohama Stock Hatch Championship Class B

## LAP TIMES - P7 - Provisional Qualifying Times for Race 7

<b>26</b>	<b>Matt ROZIER</b>										
<b>Lap</b>	<b>1</b>	<b>2</b>	<b>3</b>	<b>4</b>	<b>5</b>	<b>6</b>	<b>7</b>	<b>8</b>	<b>9</b>	<b>10</b>	
1	1:52.32	1:20.46	1:17.77	1:19.46	1:18.17	1:17.36	1:16.78	1:17.20	1:16.47	1:16.77	
11	1:16.75	1:17.32									
<b>39</b>	<b>Kieran FORINTON</b>										
<b>Lap</b>	<b>1</b>	<b>2</b>	<b>3</b>	<b>4</b>	<b>5</b>	<b>6</b>	<b>7</b>	<b>8</b>	<b>9</b>	<b>10</b>	
1	1:56.66	1:28.85	1:21.04	1:19.79	1:18.56	1:18.21	1:17.96	1:17.99	1:17.67	1:17.89	
11	1:21.68										
<b>57</b>	<b>Derek ROZIER</b>										
<b>Lap</b>	<b>1</b>	<b>2</b>	<b>3</b>	<b>4</b>	<b>5</b>	<b>6</b>	<b>7</b>	<b>8</b>	<b>9</b>	<b>10</b>	
1	1:45.48	1:23.77	1:20.35	1:20.23	1:19.32	1:17.22	1:16.97	1:17.32	1:16.94	1:17.04	
11	1:17.53	1:17.36									
<b>71</b>	<b>Pip HAMMOND</b>										
<b>Lap</b>	<b>1</b>	<b>2</b>	<b>3</b>	<b>4</b>	<b>5</b>	<b>6</b>	<b>7</b>	<b>8</b>	<b>9</b>	<b>10</b>	
1	1:29.43	1:17.95	1:17.30	1:16.86	1:16.64	1:16.57	1:16.31	1:16.52	1:16.44	1:16.41	
11	1:16.57	1:16.49									
<b>75</b>	<b>Craig BARROW</b>										
<b>Lap</b>	<b>1</b>	<b>2</b>	<b>3</b>	<b>4</b>	<b>5</b>	<b>6</b>	<b>7</b>	<b>8</b>	<b>9</b>	<b>10</b>	
1	1:55.15	1:30.72	1:58.22								
<b>82</b>	<b>Jamie HOWELLS</b>										
<b>Lap</b>	<b>1</b>	<b>2</b>	<b>3</b>	<b>4</b>	<b>5</b>	<b>6</b>	<b>7</b>	<b>8</b>	<b>9</b>	<b>10</b>	
1	1:39.33	1:25.94	1:23.36	1:22.95	1:19.55	1:19.20	1:19.64	1:19.25	1:20.72	1:21.47	
11	1:22.05										
<b>87</b>	<b>Paul NEWTON</b>										
<b>Lap</b>	<b>1</b>	<b>2</b>	<b>3</b>	<b>4</b>	<b>5</b>	<b>6</b>	<b>7</b>	<b>8</b>	<b>9</b>	<b>10</b>	
1	1:48.95	1:29.21	1:25.06	1:23.02	1:20.26	1:20.18	1:21.54	1:22.70	1:21.56	1:20.76	
<b>88</b>	<b>Martin CAYZER</b>										
<b>Lap</b>	<b>1</b>	<b>2</b>	<b>3</b>	<b>4</b>	<b>5</b>	<b>6</b>	<b>7</b>	<b>8</b>	<b>9</b>	<b>10</b>	
1	1:29.77	1:29.39	1:17.67	1:16.89	1:16.67	1:16.72	1:18.18	1:15.91	1:16.08	1:15.50	
11	1:15.55	1:15.68									
<b>89</b>	<b>Michael WILLIAMSON</b>										
<b>Lap</b>	<b>1</b>	<b>2</b>	<b>3</b>	<b>4</b>	<b>5</b>	<b>6</b>	<b>7</b>	<b>8</b>	<b>9</b>	<b>10</b>	
1	1:56.22	1:34.12	1:32.23	1:32.69	1:29.74	1:28.41	1:26.59	1:24.40	1:26.48	1:28.36	
<b>95</b>	<b>Edward COOPER</b>										
<b>Lap</b>	<b>1</b>	<b>2</b>	<b>3</b>	<b>4</b>	<b>5</b>	<b>6</b>	<b>7</b>	<b>8</b>	<b>9</b>	<b>10</b>	
1	1:35.17	1:21.86	1:19.46	1:19.10	1:18.22	1:17.85	1:19.54	1:17.75	1:17.70	1:17.28	
11	1:16.62	1:17.04									
<b>96</b>	<b>Richard HERBERT</b>										
<b>Lap</b>	<b>1</b>	<b>2</b>	<b>3</b>	<b>4</b>	<b>5</b>	<b>6</b>	<b>7</b>	<b>8</b>	<b>9</b>	<b>10</b>	
1	1:42.52	1:27.47	1:21.84	1:20.68	1:20.63	1:19.72	1:20.76	1:19.98	1:20.21	1:22.75	
11	1:23.33										



# RACE GRID



## Demon Tweeks / Yokohama Stock Hatch Championship Class B

### Race 7

ROW 6		<b>75</b> 01:30.720 Craig BARROW		
		11		12
ROW 5	<b>87</b> 01:20.180 Paul NEWTON		<b>89</b> 01:24.400 Michael WILLIAMSON	
	9		10	
ROW 4		<b>82</b> 01:19.200 Jamie HOWELLS		<b>96</b> 01:19.720 Richard HERBERT
		7		8
ROW 3	<b>57</b> 01:16.940 Derek ROZIER		<b>39</b> 01:17.670 Kieran FORINTON	
	5		6	
ROW 2		<b>26</b> 01:16.470 Matt ROZIER		<b>95</b> 01:16.620 Edward COOPER
		3		4
ROW 1	<b>88</b> 01:15.500 Martin CAYZER		<b>71</b> 01:16.310 Pip HAMMOND	
	1		2	
	<b>POLE</b>			



## Provisional Results - Race 7

### Demon Tweeks / Yokohama Stock Hatch Championship Class B

Pl	No	Cl	Name	Car	Laps	Time	Behind	MPH	Best Lap on	MPH
1	88	B	Martin CAYZER	Ford Fiesta XR2	11	14:09.47		77.38	1:15.82	7 78.82
2	26	B	Matt ROZIER	Peugeot 205 GTi	11	14:11.05	1.58	77.24	1:16.24	6 78.38
3	95	B	Edward COOPER	Vauxhall Nova Gsi	11	14:13.51	4.04	77.02	1:16.20	4 78.43
4	39	B	Kieran FORINTON	Peugeot 205 GTi	11	14:26.04	16.57	75.90	1:16.49	2 78.13
5	57	B	Derek ROZIER	Peugeot 205 GTi	11	14:37.02	27.55	74.95	1:16.88	6 77.73
6	87	B	Paul NEWTON	Fiesta XR2	11	14:38.33	28.86	74.84	1:17.94	10 76.67
7	82	B	Jamie HOWELLS	Fiesta XR2	11	14:39.97	30.50	74.70	1:18.15	11 76.47
8	96	B	Richard HERBERT	Ford Fiesta XR2	11	14:52.16	42.69	73.68	1:18.51	7 76.12
9	89	B	Michael WILLIAMSON	Ford Fiesta XR2	10	14:22.10	1 Lap	69.32	1:23.80	10 71.31
<b><u>Not-Classified</u></b>										
	71	B	Pip HAMMOND	Vauxhall Nova GTE	7	9:08.33	DNF	76.29	1:16.93	2 77.68
<b><u>Non-Starters</u></b>										
	75	B	Craig BARROW	Ford Fiesta XR2						
<b><u>Fastest Lap</u></b>										
	88	B	Martin CAYZER	Ford Fiesta XR2					1:15.82	7 78.82 Rec

Weather / Track: Bright / Dry

Start Time : 15:47

Oulton Park Fosters

10 Sep 11 16:03

Clerk of Course :	Time Issued :	Chief Timekeeper : Terry Stevens
-------------------	---------------	----------------------------------

THESE RESULTS REMAIN PROVISIONAL FOR A MINIMUM OF 30 MINUTES FROM THE TIME OF ISSUE AND UNTIL ALL JUDICIAL AND TECHNICAL MATTERS HAVE BEEN SETTLED.

Results produced on HS Sports Timing and Results Systems

# Lap Chart

## Demon Tweeks / Yokohama Stock Hatch Championship Class B - Race 7

Lap 1		Lap 2		Lap 3		Lap 4		Lap 5		Lap 6		Lap 7		Lap 8		Lap 9		Lap 10	
No	Time	No	Time	No	Time	No	Time	No	Time	No	Time	No	Time	No	Time	No	Time	No	Time
71	1:23.35	71	2:40.28	71	3:57.31	71	5:14.63	88	6:31.87	88	7:47.85	88	9:03.67	88	10:19.83	88	11:36.20	88	12:52.77
26	1:23.60	26	2:40.54	26	3:57.80	88	5:14.75	26	6:32.62	26	7:48.86	26	9:05.18	26	10:21.63	26	11:37.97	26	12:54.60
95	1:24.42	88	2:41.98	88	3:58.37	26	5:15.28	95	6:32.93	95	7:49.21	95	9:05.60	95	10:22.08	95	11:38.95	95	12:56.39
88	1:25.20	95	2:42.77	95	3:59.62	95	5:15.82	71	6:33.45	71	7:50.55	71	9:08.33	39	10:29.31	39	11:48.43	89	12:58.30 *1
57	1:26.05	57	2:42.97	57	4:00.55	39	5:17.84	39	6:34.45	39	7:51.21	39	9:08.75	57	10:42.79	57	12:01.25	39	13:07.35
39	1:26.60	39	2:43.09	39	4:00.84	87	5:25.84	87	6:45.13	87	8:04.34	57	9:23.79	87	10:43.49	87	12:02.06	57	13:18.90
87	1:28.02	87	2:46.75	87	4:06.87	96	5:27.90	96	6:47.66	57	8:05.45	87	9:24.25	82	10:44.93	82	12:03.46	87	13:20.00
82	1:29.21	96	2:48.95	96	4:08.43	82	5:28.39	57	6:48.57	96	8:07.21	96	9:25.72	96	10:46.47	96	12:09.65	82	13:21.82
96	1:30.05	82	2:49.60	82	4:09.13	57	5:30.18	82	6:49.19	82	8:07.73	82	9:26.29	89	11:33.81			96	13:30.47
89	1:34.50	89	3:00.30	89	4:25.97	89	5:52.63	89	7:19.31	89	8:45.04	89	10:09.68						

# Lap Chart

## Demon Tweeks / Yokohama Stock Hatch Championship Class B - Race 7

Lap 11		Lap 12		Lap 13		Lap 14		Lap 15		Lap 16		Lap 17		Lap 18		Lap 19		Lap 20	
No	Time	No	Time	No	Time	No	Time	No	Time	No	Time	No	Time	No	Time	No	Time	No	Time
88	14:09.47																		
26	14:11.05																		
95	14:13.51																		
89	14:22.10 *1																		
39	14:26.04																		
57	14:37.02																		
87	14:38.33																		
82	14:39.97																		
96	14:52.16																		

# Demon Tweeks / Yokohama Stock Hatch Championship Class B

## LAP TIMES - Race 7

---

<b>26</b>	<b>Matt ROZIER</b>										
<b>Lap</b>	<b>1</b>	<b>2</b>	<b>3</b>	<b>4</b>	<b>5</b>	<b>6</b>	<b>7</b>	<b>8</b>	<b>9</b>	<b>10</b>	
1	1:23.60	1:16.94	1:17.26	1:17.48	1:17.34	1:16.24	1:16.32	1:16.45	1:16.34	1:16.63	
11	1:16.45										

---

<b>39</b>	<b>Kieran FORINTON</b>									
<b>Lap</b>	<b>1</b>	<b>2</b>	<b>3</b>	<b>4</b>	<b>5</b>	<b>6</b>	<b>7</b>	<b>8</b>	<b>9</b>	<b>10</b>
1	1:26.60	1:16.49	1:17.75	1:17.00	1:16.61	1:16.76	1:17.54	1:20.56	1:19.12	1:18.92
11	1:18.69									

---

<b>57</b>	<b>Derek ROZIER</b>									
<b>Lap</b>	<b>1</b>	<b>2</b>	<b>3</b>	<b>4</b>	<b>5</b>	<b>6</b>	<b>7</b>	<b>8</b>	<b>9</b>	<b>10</b>
1	1:26.05	1:16.92	1:17.58	1:29.63	1:18.39	1:16.88	1:18.34	1:19.00	1:18.46	1:17.65
11	1:18.12									

---

<b>71</b>	<b>Pip HAMMOND</b>									
<b>Lap</b>	<b>1</b>	<b>2</b>	<b>3</b>	<b>4</b>	<b>5</b>	<b>6</b>	<b>7</b>	<b>8</b>	<b>9</b>	<b>10</b>
1	1:23.35	1:16.93	1:17.03	1:17.32	1:18.82	1:17.10	1:17.78			

---

<b>82</b>	<b>Jamie HOWELLS</b>									
<b>Lap</b>	<b>1</b>	<b>2</b>	<b>3</b>	<b>4</b>	<b>5</b>	<b>6</b>	<b>7</b>	<b>8</b>	<b>9</b>	<b>10</b>
1	1:29.21	1:20.39	1:19.53	1:19.26	1:20.80	1:18.54	1:18.56	1:18.64	1:18.53	1:18.36
11	1:18.15									

---

<b>87</b>	<b>Paul NEWTON</b>									
<b>Lap</b>	<b>1</b>	<b>2</b>	<b>3</b>	<b>4</b>	<b>5</b>	<b>6</b>	<b>7</b>	<b>8</b>	<b>9</b>	<b>10</b>
1	1:28.02	1:18.73	1:20.12	1:18.97	1:19.29	1:19.21	1:19.91	1:19.24	1:18.57	1:17.94
11	1:18.33									

---

<b>88</b>	<b>Martin CAYZER</b>									
<b>Lap</b>	<b>1</b>	<b>2</b>	<b>3</b>	<b>4</b>	<b>5</b>	<b>6</b>	<b>7</b>	<b>8</b>	<b>9</b>	<b>10</b>
1	1:25.20	1:16.78	1:16.39	1:16.38	1:17.12	1:15.98	1:15.82	1:16.16	1:16.37	1:16.57
11	1:16.70									

---

<b>89</b>	<b>Michael WILLIAMSON</b>									
<b>Lap</b>	<b>1</b>	<b>2</b>	<b>3</b>	<b>4</b>	<b>5</b>	<b>6</b>	<b>7</b>	<b>8</b>	<b>9</b>	<b>10</b>
1	1:34.50	1:25.80	1:25.67	1:26.66	1:26.68	1:25.73	1:24.64	1:24.13	1:24.49	1:23.80

---

<b>95</b>	<b>Edward COOPER</b>									
<b>Lap</b>	<b>1</b>	<b>2</b>	<b>3</b>	<b>4</b>	<b>5</b>	<b>6</b>	<b>7</b>	<b>8</b>	<b>9</b>	<b>10</b>
1	1:24.42	1:18.35	1:16.85	1:16.20	1:17.11	1:16.28	1:16.39	1:16.48	1:16.87	1:17.44
11	1:17.12									

---

<b>96</b>	<b>Richard HERBERT</b>									
<b>Lap</b>	<b>1</b>	<b>2</b>	<b>3</b>	<b>4</b>	<b>5</b>	<b>6</b>	<b>7</b>	<b>8</b>	<b>9</b>	<b>10</b>
1	1:30.05	1:18.90	1:19.48	1:19.47	1:19.76	1:19.55	1:18.51	1:20.75	1:23.18	1:20.82
11	1:21.69									

---