



P6 - Provisional Qualifying Times for Races 6 & 20

Demon Tweeks / Yokohama Stock Hatch Championship - Class A

Pl	No	Cl	Name	Car	Laps	Time on Lap	Behind	MPH	
1	4	A	Patrick FLETCHER	Citroen Saxo VTR	8	1:46.25	4	74.17	
2	86	A	Jake FARNDON	Citreon Saxo VTR	8	1:46.79	3	0.54	73.79
3	13	A	Andrew TIBBS	Citreon Saxo VTR	8	1:46.85	4	0.60	73.75
4	55	A	Rory COOPER	Citreon Saxo VTR	7	1:47.04	3	0.79	73.62
5	41	A	Martin WARD	Citroen Saxo VTR	8	1:47.48	7	1.23	73.32
6	8	A	Wayne HARRIS	Citroen Saxo VTR	7	1:47.52	3	1.27	73.29
7	3	A	Matt DIGBY	Citroen Saxo VTR	7	1:47.58	5	1.33	73.25
8	66	A	Craig BELL	Citreon Saxo VTR	7	1:47.69	3	1.44	73.18
9	7	A	Shaun HAGEN	Citroen Saxo VTR	8	1:48.70	3	2.45	72.50
10	11	A	Terry ROUGHTON	Citreon Saxo VTR	8	1:48.75	3	2.50	72.46
11	56	A	Nick CARTER	Vauxhall Corsa Sport	8	1:48.85	4	2.60	72.40
12	43	A	Terry BOTTING	Citroen Saxo VTR	7	1:48.86	7	2.61	72.39
13	47	A	Will SARGENT	Citroen Saxo VTR	8	1:49.08	7	2.83	72.24
14	24	A	Kirk DEWELL	Citreon Saxo VTR	7	1:49.09	6	2.84	72.24
15	58	A	Paul JARVIS	Citroen Saxo VTR	7	1:49.45	4	3.20	72.00
16	50	A	John GUDGEON	Peugeot 106 XSi	7	1:49.99	3	3.74	71.65
17	73	A	Russell HOLMAN	Citroen Saxo VTR	7	1:50.01	2	3.76	71.63
18	69	A	Matt FINCHAM	Citroen Saxo VTR	7	1:50.31	7	4.06	71.44
19	44	A	Nick THORNTON-JONES	Citroen Saxo VTR	7	1:50.89	3	4.64	71.07
20	46	A	Liam SARGENT	Citroen Saxo VTR	7	1:51.51	4	5.26	70.67
21	49	A	Geoff BLUFF	Citreon Saxo VTR	7	1:56.94	6	10.69	67.39
22	21	A	Steven POWLESLAND	Citroen Saxo VTR	4	1:58.17	3	11.92	66.69
23	48	A	Mark GATES	Citreon Saxo VTR	7	1:59.68	7	13.43	65.85
24	77	A	Kevin CONDON	Citroen Saxo VTR	6	2:10.20	3	23.95	60.53

Not-Seen

54 A Carl SWAN Citroen Saxo VTR

Weather / Track:

Start Time : 10:48

Cadwell Park Long

08 Oct 11 11:03

Clerk of Course :	Time Issued :	Chief Timekeeper : Terry Stevens
-------------------	---------------	----------------------------------

THESE RESULTS REMAIN PROVISIONAL FOR A MINIMUM OF 30 MINUTES FROM THE TIME OF ISSUE AND UNTIL ALL JUDICIAL AND TECHNICAL MATTERS HAVE BEEN SETTLED.


Results produced on HS Sports Timing and Results Systems. Results online at www.750MC.co.uk

Demon Tweeks / Yokohama Stock Hatch Championship - Class A


LAP TIMES - P6 - Provisional Qualifying Times for Races 6 & 20

3	Matt DIGBY										
	Lap	1	2	3	4	5	6	7	8	9	10
	1	1:55.27	1:47.66	2:00.41	1:59.42	1:47.58	1:48.82	1:47.96			
4	Patrick FLETCHER										
	Lap	1	2	3	4	5	6	7	8	9	10
	1	1:49.90	1:47.67	1:46.32	1:46.25	1:47.06	1:47.89	1:54.33	1:52.05		
7	Shaun HAGEN										
	Lap	1	2	3	4	5	6	7	8	9	10
	1	1:55.51	1:49.95	1:48.70	1:49.32	1:49.79	1:49.48	1:49.27	1:50.55		
8	Wayne HARRIS										
	Lap	1	2	3	4	5	6	7	8	9	10
	1	1:50.93	1:48.93	1:47.52	2:18.35	1:51.75	1:52.29	1:50.89			
11	Terry ROUGHTON										
	Lap	1	2	3	4	5	6	7	8	9	10
	1	1:54.99	1:53.12	1:48.75	1:49.90	1:51.12	1:50.38	1:49.80	1:54.69		
13	Andrew TIBBS										
	Lap	1	2	3	4	5	6	7	8	9	10
	1	1:54.58	1:48.30	1:48.85	1:46.85	1:47.61	1:48.19	1:49.10	1:47.96		
21	Steven POWLESLAND										
	Lap	1	2	3	4	5	6	7	8	9	10
	1	2:04.20	2:00.78	1:58.17	2:05.85						
24	Kirk DEWELL										
	Lap	1	2	3	4	5	6	7	8	9	10
	1	2:04.06	1:52.10	1:51.32	1:50.68	1:51.07	1:49.09	1:50.20			
41	Martin WARD										
	Lap	1	2	3	4	5	6	7	8	9	10
	1	1:57.20	1:49.71	1:47.58	1:48.15	1:49.00	1:47.78	1:47.48	1:49.39		
43	Terry BOTTING										
	Lap	1	2	3	4	5	6	7	8	9	10
	1	2:34.27	2:04.11	1:49.06	1:49.67	1:49.27	1:50.65	1:48.86			
44	Nick THORNTON-JONES										
	Lap	1	2	3	4	5	6	7	8	9	10
	1	2:03.36	1:54.52	1:50.89	1:55.10	1:52.09	1:52.37	1:51.33			
46	Liam SARGENT										
	Lap	1	2	3	4	5	6	7	8	9	10
	1	1:59.40	1:52.94	1:51.59	1:51.51	1:52.53	1:54.63	1:51.64			
47	Will SARGENT										
	Lap	1	2	3	4	5	6	7	8	9	10
	1	1:55.56	1:51.13	1:49.24	1:49.37	1:51.06	1:50.25	1:49.08	1:49.75		

48	Mark GATES										
	Lap	1	2	3	4	5	6	7	8	9	10
	1	2:11.59	2:03.37	1:59.97	2:01.74	2:03.01	1:59.96	1:59.68			
49	Geoff BLUFF										
	Lap	1	2	3	4	5	6	7	8	9	10
	1	2:12.38	2:05.29	1:58.13	1:59.24	1:57.82	1:56.94	2:04.96			
50	John GUDGEON										
	Lap	1	2	3	4	5	6	7	8	9	10
	1	1:58.46	1:52.28	1:49.99	1:50.65	1:53.17	1:51.95	1:51.27			
55	Rory COOPER										
	Lap	1	2	3	4	5	6	7	8	9	10
	1	1:55.46	1:47.68	1:47.04	1:47.83	1:47.54	1:47.39	1:50.97			
56	Nick CARTER										
	Lap	1	2	3	4	5	6	7	8	9	10
	1	1:58.37	1:50.11	1:49.23	1:48.85	1:49.44	1:49.54	1:48.96	1:53.06		
58	Paul JARVIS										
	Lap	1	2	3	4	5	6	7	8	9	10
	1	1:56.86	1:54.10	1:49.79	1:49.45	1:50.71	1:52.00	1:52.12			
66	Craig BELL										
	Lap	1	2	3	4	5	6	7	8	9	10
	1	1:54.00	1:48.98	1:47.69	1:48.47	1:49.34	1:50.46	1:48.76			
69	Matt FINCHAM										
	Lap	1	2	3	4	5	6	7	8	9	10
	1	1:57.25	1:51.42	1:50.64	1:50.95	1:52.19	1:53.20	1:50.31			
73	Russell HOLMAN										
	Lap	1	2	3	4	5	6	7	8	9	10
	1	2:00.77	1:50.01	1:51.56	1:50.98	1:50.81	1:55.92	1:59.50			
77	Kevin CONDON										
	Lap	1	2	3	4	5	6	7	8	9	10
	1	2:10.29	2:10.78	2:10.20	2:31.58	2:15.12	2:13.59				
86	Jake FARDON										
	Lap	1	2	3	4	5	6	7	8	9	10
	1	1:50.64	1:47.87	1:46.79	1:47.09	1:48.82	1:48.54	1:51.58	1:48.15		



RACE GRID



Demon Tweeks / Yokohama Stock Hatch Championship - Class A

Race 6

ROW 14			
ROW 13			54 Subject to CofC Carl SWAN
ROW 12	77 02:10.200 Kevin CONDON		48 01:59.680 Mark GATES
ROW 11		21 01:58.170 Steven POWLESLAND	49 01:56.940 Geoff BLUFF
ROW 10	46 01:51.510 Liam SARGENT		44 01:50.890 Nick THORNTON-JONES
ROW 9		69 01:50.310 Matt FINCHAM	73 01:50.010 Russell HOLMAN
ROW 8	50 01:49.990 John GUDGEON		58 01:49.450 Paul JARVIS
ROW 7		24 01:49.090 Kirk DEWELL	47 01:49.080 Will SARGENT
ROW 6	43 01:48.860 Terry BOTTING		56 01:48.850 Nick CARTER
ROW 5		11 01:48.750 Terry ROUGHTON	7 01:48.700 Shaun HAGEN
ROW 4	66 01:47.690 Craig BELL		3 01:47.580 Matt DIGBY
ROW 3		8 01:47.520 Wayne HARRIS	86 01:46.790 Jake FARNDON
ROW 2	4 01:46.250 Patrick FLETCHER		41 01:47.480 Martin WARD
ROW 1		55 01:47.040 Rory COOPER	13 01:46.850 Andrew TIBBS

POLE



No 4 & 86 - 3 position grid penalty from previous race.



Provisional Results - Race 6

Demon Tweeks / Yokohama Stock Hatch Championship - Class A

Pl	No	Cl	Name	Car	Laps	Time	Behind	MPH	Best Lap on	MPH
1	13	A	Andrew TIBBS	Citreon Saxo VTR	8	16:15.06		64.66	1:58.97	7 66.24
2	86	A	Jake FARNDON	Citreon Saxo VTR	8	16:15.35	0.29	64.64	1:59.06	7 66.19
3	55	A	Rory COOPER	Citreon Saxo VTR	8	16:20.62	5.56	64.29	2:00.53	7 65.38
4	4	A	Patrick FLETCHER	Citroen Saxo VTR	8	16:25.29	10.23	63.98	2:00.10	7 65.62
5	3	A	Matt DIGBY	Citroen Saxo VTR	8	16:27.24	12.18	63.86	1:59.63	6 65.87
6	41	A	Martin WARD	Citroen Saxo VTR	8	16:38.64	23.58	63.13	2:01.91	7 64.64
7	66	A	Craig BELL	Citreon Saxo VTR	8	16:38.93	23.87	63.11	2:01.29	7 64.97
8	7	A	Shaun HAGEN	Citroen Saxo VTR	8	16:39.91	24.85	63.05	2:01.31	7 64.96
9	54	A	Carl SWAN	Citroen Saxo VTR	8	16:55.01	39.95	62.11	2:02.88	6 64.13
10	8	A	Wayne HARRIS	Citroen Saxo VTR	8	16:56.71	41.65	62.01	2:04.85	3 63.12
11	47	A	Will SARGENT	Citroen Saxo VTR	8	17:02.29	47.23	61.67	2:04.99	6 63.05
12	56	A	Nick CARTER	Vauxhall Corsa Sport	8	17:02.76	47.70	61.64	2:00.93	6 65.16
13	69	A	Matt FINCHAM	Citroen Saxo VTR	8	17:03.58	48.52	61.59	2:03.13	5 64.00
14	73	A	Russell HOLMAN	Citroen Saxo VTR	8	17:24.95	1:09.89	60.33	2:05.89	5 62.60
15	43	A	Terry BOTTING	Citroen Saxo VTR	8	17:28.25	1:13.19	60.14	2:06.71	6 62.19
16	58	A	Paul JARVIS	Citroen Saxo VTR	8	17:46.67	1:31.61	59.10	2:09.88	5 60.67
17	21	A	Steven POWLESLAND	Citroen Saxo VTR	8	17:47.59	1:32.53	59.05	2:06.15	5 62.47
18	11	A	Terry ROUGHTON	Citreon Saxo VTR	8	18:06.18	1:51.12	58.04	2:08.95	2 61.11
19	46	A	Liam SARGENT	Citroen Saxo VTR	8	18:07.33	1:52.27	57.98	2:12.40	4 59.52
20	49	A	Geoff BLUFF	Citreon Saxo VTR	8	18:10.92	1:55.86	57.79	2:12.68	6 59.39
21	48	A	Mark GATES	Citreon Saxo VTR	7	16:54.64	1 Lap	54.37	2:13.00	3 59.25
<u>Not-Classified</u>										
	24	A	Kirk DEWELL	Citreon Saxo VTR	3	6:43.30	DNF	58.62	2:10.53	3 60.37
	44	A	Nick THORNTON-JONES	Citroen Saxo VTR	2	4:43.02	DNF	55.69	2:15.25	2 58.27
	50	A	John GUDGEON	Peugeot 106 XSi	1	2:24.40	DNF	54.57	2:17.25	1 57.42
<u>Non-Starters</u>										
	77	A	Kevin CONDON	Citroen Saxo VTR						
<u>Fastest Lap</u>										
	13	A	Andrew TIBBS	Citreon Saxo VTR					1:58.97	7 66.24

Weather / Track: Raining / Wet

Start Time : 15:37

Cadwell Park Long

08 Oct 11 15:55

Clerk of Course :	Time Issued :	Chief Timekeeper : Terry Stevens
-------------------	---------------	----------------------------------

THESE RESULTS REMAIN PROVISIONAL FOR A MINIMUM OF 30 MINUTES FROM THE TIME OF ISSUE AND UNTIL ALL JUDICIAL AND TECHNICAL MATTERS HAVE BEEN SETTLED.

Results produced on HS Sports Timing and Results Systems

Lap Chart

Demon Tweeks / Yokohama Stock Hatch Championship - Class A - Race 6

Lap 1		Lap 2		Lap 3		Lap 4		Lap 5		Lap 6		Lap 7		Lap 8		Lap 9		Lap 10	
No	Time	No	Time	No	Time	No	Time	No	Time	No	Time	No	Time	No	Time	No	Time	No	Time
13	2:09.32	13	4:11.87	13	6:12.97	13	8:13.22	13	10:13.79	13	12:14.76	13	14:13.73	13	16:15.06				
55	2:09.74	55	4:12.30	55	6:14.15	55	8:15.16	55	10:16.39	86	12:16.52	86	14:15.58	86	16:15.35				
86	2:10.69	86	4:16.83	86	6:17.86	86	8:17.44	86	10:17.09	55	12:18.50	55	14:19.03	55	16:20.62				
41	2:12.24	3	4:17.60	3	6:20.19	3	8:20.18	3	10:21.48	3	12:21.11	4	14:24.05	4	16:25.29				
3	2:13.62	4	4:19.03	4	6:20.60	4	8:20.87	4	10:21.71	4	12:23.95	3	14:26.01	3	16:27.24				
8	2:14.45	41	4:20.24	41	6:23.95	41	8:27.11	41	10:30.62	41	12:32.84	48	14:29.04 *1	41	16:38.64				
4	2:16.04	8	4:20.76	8	6:25.61	66	8:30.09	66	10:32.18	66	12:34.63	41	14:34.75	66	16:38.93				
66	2:17.24	66	4:21.53	66	6:25.95	7	8:30.94	7	10:33.28	7	12:35.39	66	14:35.92	7	16:39.91				
7	2:17.44	7	4:22.60	7	6:26.25	8	8:32.57	56	10:35.57	56	12:36.50	7	14:36.70	48	16:54.64 *1				
56	2:18.34	56	4:23.90	56	6:27.54	56	8:33.02	8	10:38.29	8	12:43.32	56	14:38.18	54	16:55.01				
11	2:20.13	11	4:29.08	47	6:35.46	47	8:40.67	54	10:44.65	54	12:47.53	8	14:48.83	8	16:56.71				
47	2:20.85	47	4:29.30	54	6:37.59	54	8:40.94	47	10:47.02	47	12:52.01	54	14:50.98	47	17:02.29				
43	2:21.33	24	4:32.77	69	6:41.52	69	8:45.64	69	10:48.77	69	12:54.82	47	14:57.24	56	17:02.76				
24	2:22.16	54	4:32.97	24	6:43.30	21	8:50.46	21	10:56.61	21	13:06.76	69	14:58.82	69	17:03.58				
50	2:24.40	69	4:34.59	21	6:43.80	73	8:54.32	73	11:00.21	73	13:07.62	73	15:14.15	73	17:24.95				
69	2:25.41	21	4:36.33	73	6:46.79	43	8:56.89	43	11:05.77	43	13:12.48	43	15:20.02	43	17:28.25				
58	2:26.53	73	4:38.18	11	6:49.09	11	9:01.18	58	11:12.12	58	13:23.93	21	15:31.80	58	17:46.67				
21	2:26.60	58	4:38.27	43	6:49.24	58	9:02.24	11	11:12.84	11	13:37.12	58	15:34.64	21	17:47.59				
54	2:26.84	43	4:41.02	58	6:50.75	46	9:11.17	46	11:24.32	46	13:38.11	11	15:50.37	11	18:06.18				
44	2:27.77	44	4:43.02	46	6:58.77	49	9:15.59	49	11:30.10	49	13:42.78	46	15:51.46	46	18:07.33				
73	2:29.40	46	4:45.00	48	7:00.36	48	9:46.04	48	12:03.90			49	15:55.82	49	18:10.92				
46	2:29.53	48	4:47.36	49	7:01.43														
48	2:31.24	49	4:47.98																
49	2:32.45																		

Demon Tweeks / Yokohama Stock Hatch Championship - Class A

LAP TIMES - Race 6

3	Matt DIGBY										
	Lap	1	2	3	4	5	6	7	8	9	10
	1	2:09.07	2:03.98	2:02.59	1:59.99	2:01.30	1:59.63	2:04.90	2:01.23		
4	Patrick FLETCHER										
	Lap	1	2	3	4	5	6	7	8	9	10
	1	2:12.24	2:02.99	2:01.57	2:00.27	2:00.84	2:02.24	2:00.10	2:01.24		
7	Shaun HAGEN										
	Lap	1	2	3	4	5	6	7	8	9	10
	1	2:12.49	2:05.16	2:03.65	2:04.69	2:02.34	2:02.11	2:01.31	2:03.21		
8	Wayne HARRIS										
	Lap	1	2	3	4	5	6	7	8	9	10
	1	2:10.33	2:06.31	2:04.85	2:06.96	2:05.72	2:05.03	2:05.51	2:07.88		
11	Terry ROUGHTON										
	Lap	1	2	3	4	5	6	7	8	9	10
	1	2:14.74	2:08.95	2:20.01	2:12.09	2:11.66	2:24.28	2:13.25	2:15.81		
13	Andrew TIBBS										
	Lap	1	2	3	4	5	6	7	8	9	10
	1	2:06.52	2:02.55	2:01.10	2:00.25	2:00.57	2:00.97	1:58.97	2:01.33		
21	Steven POWLESLAND										
	Lap	1	2	3	4	5	6	7	8	9	10
	1	2:16.66	2:09.73	2:07.47	2:06.66	2:06.15	2:10.15	2:25.04	2:15.79		
24	Kirk DEWELL										
	Lap	1	2	3	4	5	6	7	8	9	10
	1	2:16.00	2:10.61	2:10.53							
41	Martin WARD										
	Lap	1	2	3	4	5	6	7	8	9	10
	1	2:08.86	2:08.00	2:03.71	2:03.16	2:03.51	2:02.22	2:01.91	2:03.89		
43	Terry BOTTING										
	Lap	1	2	3	4	5	6	7	8	9	10
	1	2:15.51	2:19.69	2:08.22	2:07.65	2:08.88	2:06.71	2:07.54	2:08.23		
44	Nick THORNTON-JONES										
	Lap	1	2	3	4	5	6	7	8	9	10
	1	2:19.87	2:15.25								
46	Liam SARGENT										
	Lap	1	2	3	4	5	6	7	8	9	10
	1	2:29.53	2:15.47	2:13.77	2:12.40	2:13.15	2:13.79	2:13.35	2:15.87		
47	Will SARGENT										
	Lap	1	2	3	4	5	6	7	8	9	10
	1	2:14.04	2:08.45	2:06.16	2:05.21	2:06.35	2:04.99	2:05.23	2:05.05		

48	Mark GATES										
	Lap	1	2	3	4	5	6	7	8	9	10
	1	2:20.88	2:16.12	2:13.00	2:45.68	2:17.86	2:25.14	2:25.60			
49	Geoff BLUFF										
	Lap	1	2	3	4	5	6	7	8	9	10
	1	2:23.07	2:15.53	2:13.45	2:14.16	2:14.51	2:12.68	2:13.04	2:15.10		
50	John GUDGEON										
	Lap	1	2	3	4	5	6	7	8	9	10
	1	2:17.25									
54	Carl SWAN										
	Lap	1	2	3	4	5	6	7	8	9	10
	1	2:17.06	2:06.13	2:04.62	2:03.35	2:03.71	2:02.88	2:03.45	2:04.03		
55	Rory COOPER										
	Lap	1	2	3	4	5	6	7	8	9	10
	1	2:06.93	2:02.56	2:01.85	2:01.01	2:01.23	2:02.11	2:00.53	2:01.59		
56	Nick CARTER										
	Lap	1	2	3	4	5	6	7	8	9	10
	1	2:12.38	2:05.56	2:03.64	2:05.48	2:02.55	2:00.93	2:01.68	2:24.58		
58	Paul JARVIS										
	Lap	1	2	3	4	5	6	7	8	9	10
	1	2:19.50	2:11.74	2:12.48	2:11.49	2:09.88	2:11.81	2:10.71	2:12.03		
66	Craig BELL										
	Lap	1	2	3	4	5	6	7	8	9	10
	1	2:12.40	2:04.29	2:04.42	2:04.14	2:02.09	2:02.45	2:01.29	2:03.01		
69	Matt FINCHAM										
	Lap	1	2	3	4	5	6	7	8	9	10
	1	2:17.91	2:09.18	2:06.93	2:04.12	2:03.13	2:06.05	2:04.00	2:04.76		
73	Russell HOLMAN										
	Lap	1	2	3	4	5	6	7	8	9	10
	1	2:22.24	2:08.78	2:08.61	2:07.53	2:05.89	2:07.41	2:06.53	2:10.80		
86	Jake FARDON										
	Lap	1	2	3	4	5	6	7	8	9	10
	1	2:06.70	2:06.14	2:01.03	1:59.58	1:59.65	1:59.43	1:59.06	1:59.77		



2nd Best Qualifying Times

Demon Tweeks / Yokohama Stock Hatch Championship - Class A

Pos	No	Cl	Name	Car	Time
1	4	A	Patrick FLETCHER	Citroen Saxo VTR	1:46.32
2	86	A	Jake FARNDON	Citroen Saxo VTR	1:47.09
3	55	A	Rory COOPER	Citroen Saxo VTR	1:47.39
4	41	A	Martin WARD	Citroen Saxo VTR	1:47.58
5	13	A	Andrew TIBBS	Citroen Saxo VTR	1:47.61
6	3	A	Matt DIGBY	Citroen Saxo VTR	1:47.66
7	66	A	Craig BELL	Citroen Saxo VTR	1:48.47
8	8	A	Wayne HARRIS	Citroen Saxo VTR	1:48.93
9	56	A	Nick CARTER	Vauxhall Corsa Sport	1:48.96
10	43	A	Terry BOTTING	Citroen Saxo VTR	1:49.06
11	47	A	Will SARGENT	Citroen Saxo VTR	1:49.24
12	7	A	Shaun HAGEN	Citroen Saxo VTR	1:49.27
13	58	A	Paul JARVIS	Citroen Saxo VTR	1:49.79
14	11	A	Terry ROUGHTON	Citroen Saxo VTR	1:49.80
15	24	A	Kirk DEWELL	Citroen Saxo VTR	1:50.20
16	69	A	Matt FINCHAM	Citroen Saxo VTR	1:50.64
17	50	A	John GUDGEON	Peugeot 106 XSi	1:50.65
18	73	A	Russell HOLMAN	Citroen Saxo VTR	1:50.81
19	44	A	Nick THORNTON-JONES	Citroen Saxo VTR	1:51.33
20	46	A	Liam SARGENT	Citroen Saxo VTR	1:51.59
21	49	A	Geoff BLUFF	Citroen Saxo VTR	1:57.82
22	48	A	Mark GATES	Citroen Saxo VTR	1:59.96
23	21	A	Steven POWLESLAND	Citroen Saxo VTR	2:00.78
24	77	A	Kevin CONDON	Citroen Saxo VTR	2:10.29


08 Oct 11 11:07

Clerk of Course:

Time Issued:

Chief Timekeeper:

THESE RESULTS REMAIN PROVISIONAL FOR A MINIMUM OF 30 MINUTES FROM THE TIME OF ISSUE



RACE GRID



Demon Tweeks / Yokohama Stock Hatch Championship - Class A

Race 20

ROW 14		
ROW 13		54 Carl SWAN
ROW 12	77 02:10.290 Kevin CONDON	21 02:00.780 Steven POWLESLAND
ROW 11	48 01:59.960 Mark GATES	49 01:57.820 Geoff BLUFF
ROW 10	46 01:51.590 Liam SARGENT	50 01:50.650 John GUDGEON
ROW 9	44 01:51.330 Nick THORNTON-JONES	73 01:50.810 Russell HOLMAN
ROW 8	69 01:50.640 Matt FINCHAM	24 01:50.200 Kirk DEWELL
ROW 7	11 01:49.800 Terry ROUGHTON	58 01:49.790 Paul JARVIS
ROW 6	7 01:49.270 Shaun HAGEN	47 01:49.240 Will SARGENT
ROW 5	43 01:49.060 Terry BOTTING	56 01:48.960 Nick CARTER
ROW 4	8 01:48.930 Wayne HARRIS	66 01:48.470 Craig BELL
ROW 3	3 01:47.660 Matt DIGBY	13 01:47.610 Andrew TIBBS
ROW 2	41 01:47.580 Martin WARD	55 01:47.390 Rory COOPER
ROW 1	86 01:47.090 Jake FARNDON	4 01:46.320 Patrick FLETCHER

POLE

No 50 - 2 positon penalty from Race 6 - C1.1.5 - Contact.



Provisional Results - Race 20

Demon Tweeks / Yokohama Stock Hatch Championship - Class A

Pl	No	Cl	Name	Car	Laps	Time	Behind	MPH	Best Lap on	MPH
1	4	A	Patrick FLETCHER	Citroen Saxo VTR	9	16:23.32		72.13	1:47.46	8 73.33
2	55	A	Rory COOPER	Citroen Saxo VTR	9	16:24.04	0.72	72.07	1:47.37	7 73.39
3	3	A	Matt DIGBY	Citroen Saxo VTR	9	16:28.04	4.72	71.78	1:47.41	5 73.37
4	41	A	Martin WARD	Citroen Saxo VTR	9	16:29.89	6.57	71.65	1:48.49	6 72.64
5	8	A	Wayne HARRIS	Citroen Saxo VTR	9	16:30.90	7.58	71.57	1:48.22	5 72.82
6	13	A	Andrew TIBBS	Citroen Saxo VTR	9	16:31.47	8.15	71.53	1:48.24	5 72.80
7	56	A	Nick CARTER	Vauxhall Corsa Sport	9	16:32.47	9.15	71.46	1:48.20	5 72.83
8	66	A	Craig BELL	Citroen Saxo VTR	9	16:35.40	12.08	71.25	1:48.08	8 72.91
9	43	A	Terry BOTTING	Citroen Saxo VTR	9	16:42.84	19.52	70.72	1:49.08	7 72.24
10	47	A	Will SARGENT	Citroen Saxo VTR	9	16:43.93	20.61	70.65	1:48.90	7 72.36
11	11	A	Terry ROUGHTON	Citroen Saxo VTR	9	16:44.19	20.87	70.63	1:48.83	7 72.41
12	69	A	Matt FINCHAM	Citroen Saxo VTR	9	16:48.44	25.12	70.33	1:49.27	5 72.12
13	54	A	Carl SWAN	Citroen Saxo VTR	9	16:48.92	25.60	70.30	1:48.64	9 72.54
14	24	A	Kirk DEWELL	Citroen Saxo VTR	9	16:54.86	31.54	69.89	1:49.94	8 71.68
15	7	A	Shaun HAGEN	Citroen Saxo VTR	9	16:57.82	34.50	69.68	1:49.14	6 72.20
16	58	A	Paul JARVIS	Citroen Saxo VTR	9	16:58.40	35.08	69.64	1:49.91	7 71.70
17	50	A	John GUDGEON	Peugeot 106 XSi	9	17:00.35	37.03	69.51	1:50.04	7 71.61
18	73	A	Russell HOLMAN	Citroen Saxo VTR	9	17:10.74	47.42	68.81	1:48.79	6 72.44
19	21	A	Steven POWLESLAND	Citroen Saxo VTR	9	17:16.99	53.67	68.39	1:52.73	7 69.91
20	46	A	Liam SARGENT	Citroen Saxo VTR	9	18:27.47	2:04.15	64.04	1:52.91	3 69.79
21	48	A	Mark GATES	Citroen Saxo VTR	8	16:29.28	1 Lap	63.73	2:00.47	7 65.41
<u>Not-Classified</u>										
	86	A	Jake FARNDON	Citroen Saxo VTR	3	7:36.97	DNF	51.73	1:55.47	1 68.25
<u>Non-Starters</u>										
	44	A	Nick THORNTON-JONES	Citroen Saxo VTR						
	49	A	Geoff BLUFF	Citroen Saxo VTR						
	77	A	Kevin CONDON	Citroen Saxo VTR						
<u>Fastest Lap</u>										
	55	A	Rory COOPER	Citroen Saxo VTR					1:47.37	7 73.39

Weather / Track: Cloudy / Dry

Start Time : 15:11

Cadwell Park Long

09 Oct 11 15:29

Clerk of Course :	Time Issued :	Chief Timekeeper : Terry Stevens
-------------------	---------------	----------------------------------

THESE RESULTS REMAIN PROVISIONAL FOR A MINIMUM OF 30 MINUTES FROM THE TIME OF ISSUE AND UNTIL ALL JUDICIAL AND TECHNICAL MATTERS HAVE BEEN SETTLED.

Results produced on HS Sports Timing and Results Systems

Lap Chart

Demon Tweeks / Yokohama Stock Hatch Championship - Class A - Race 20

Lap 1		Lap 2		Lap 3		Lap 4		Lap 5		Lap 6		Lap 7		Lap 8		Lap 9		Lap 10		
No	Time	No	Time	No	Time	No	Time	No	Time	No	Time	No	Time	No	Time	No	Time	No	Time	
4	1:57.66	4	3:46.74	4	5:34.66	4	7:22.37	4	9:09.98	4	10:58.08	4	12:46.39	4	14:33.85	4	16:23.32			
86	1:58.01	55	3:47.36	3	5:35.51	3	7:23.23	3	9:10.64	3	10:58.47	3	12:46.96	55	14:35.65	55	16:24.04			
55	1:58.47	3	3:47.62	55	5:36.36	55	7:24.70	55	9:12.78	55	11:00.48	55	12:47.85	3	14:36.59	3	16:28.04			
3	1:58.67	41	3:48.58	41	5:37.18	41	7:25.68	41	9:14.37	41	11:02.86	41	12:51.60	41	14:40.46	48	16:29.28	*1		
41	1:59.38	8	3:49.02	8	5:37.67	8	7:26.56	8	9:14.78	8	11:03.27	8	12:51.95	8	14:40.79	41	16:29.89			
8	1:59.74	13	3:50.05	13	5:38.61	13	7:27.09	13	9:15.33	13	11:03.71	13	12:52.56	13	14:41.47	8	16:30.90			
13	2:00.97	66	3:51.16	66	5:39.58	66	7:28.21	66	9:16.82	56	11:06.05	56	12:54.84	56	14:43.48	13	16:31.47			
66	2:01.59	56	3:52.13	56	5:40.86	56	7:29.32	56	9:17.52	66	11:09.96	66	12:58.59	66	14:46.67	56	16:32.47			
56	2:02.76	47	3:55.06	47	5:45.00	47	7:34.79	47	9:24.44	47	11:13.68	47	13:02.58	43	14:52.33	66	16:35.40			
47	2:03.26	43	3:55.24	43	5:45.70	43	7:34.96	43	9:24.69	43	11:13.90	43	13:02.98	47	14:53.16	43	16:42.84			
43	2:03.39	11	3:56.04	11	5:46.25	11	7:35.86	11	9:25.60	11	11:14.74	11	13:03.57	11	14:53.80	47	16:43.93			
11	2:03.96	7	3:56.21	7	5:46.46	7	7:36.12	7	9:25.86	7	11:15.00	7	13:04.19	69	14:58.83	11	16:44.19			
7	2:04.23	86	3:57.38	73	5:47.38	73	7:36.85	73	9:26.67	73	11:15.46	73	13:04.48	54	15:00.28	69	16:48.44			
73	2:05.05	73	3:57.40	69	5:48.82	86	7:36.97	*1	69	9:28.11	69	11:18.97	69	13:08.87	24	15:03.75	54	16:48.92		
69	2:05.45	69	3:58.11	24	5:49.97	69	7:38.84	54	9:30.38	54	11:19.68	54	13:09.42	50	15:05.00	24	16:54.86			
24	2:06.07	24	3:58.61	54	5:50.31	54	7:40.97	24	9:33.39	24	11:23.62	24	13:13.81	58	15:06.35	7	16:57.82			
58	2:06.65	54	3:58.82	58	5:51.47	24	7:41.83	58	9:33.96	50	11:24.47	50	13:14.51	7	15:06.73	58	16:58.40			
50	2:07.60	58	3:59.61	50	5:52.03	58	7:42.49	50	9:34.39	58	11:25.04	58	13:14.95	73	15:13.31	50	17:00.35			
54	2:07.77	50	4:00.58	21	5:55.37	50	7:42.88	21	9:43.02	21	11:35.98	21	13:28.71	21	15:22.94	73	17:10.74			
21	2:08.72	21	4:01.91	46	5:57.06	21	7:49.38	46	10:04.42	46	12:11.64	46	14:08.35	46	16:15.28	21	17:16.99			
46	2:09.94	46	4:04.15	48	6:21.60	46	7:50.69	48	10:25.07	48	12:26.65	48	14:27.12			46	18:27.47			
48	2:14.61	48	4:18.74			48	8:23.85													

Demon Tweeks / Yokohama Stock Hatch Championship - Class A

LAP TIMES - Race 20

3	Matt DIGBY										
	Lap	1	2	3	4	5	6	7	8	9	10
	1	1:55.04	1:48.95	1:47.89	1:47.72	1:47.41	1:47.83	1:48.49	1:49.63	1:51.45	
4	Patrick FLETCHER										
	Lap	1	2	3	4	5	6	7	8	9	10
	1	1:54.98	1:49.08	1:47.92	1:47.71	1:47.61	1:48.10	1:48.31	1:47.46	1:49.47	
7	Shaun HAGEN										
	Lap	1	2	3	4	5	6	7	8	9	10
	1	1:58.75	1:51.98	1:50.25	1:49.66	1:49.74	1:49.14	1:49.19	2:02.54	1:51.09	
8	Wayne HARRIS										
	Lap	1	2	3	4	5	6	7	8	9	10
	1	1:55.57	1:49.28	1:48.65	1:48.89	1:48.22	1:48.49	1:48.68	1:48.84	1:50.11	
11	Terry ROUGHTON										
	Lap	1	2	3	4	5	6	7	8	9	10
	1	1:58.14	1:52.08	1:50.21	1:49.61	1:49.74	1:49.14	1:48.83	1:50.23	1:50.39	
13	Andrew TIBBS										
	Lap	1	2	3	4	5	6	7	8	9	10
	1	1:57.11	1:49.08	1:48.56	1:48.48	1:48.24	1:48.38	1:48.85	1:48.91	1:50.00	
21	Steven POWLESLAND										
	Lap	1	2	3	4	5	6	7	8	9	10
	1	2:01.17	1:53.19	1:53.46	1:54.01	1:53.64	1:52.96	1:52.73	1:54.23	1:54.05	
24	Kirk DEWELL										
	Lap	1	2	3	4	5	6	7	8	9	10
	1	1:59.42	1:52.54	1:51.36	1:51.86	1:51.56	1:50.23	1:50.19	1:49.94	1:51.11	
41	Martin WARD										
	Lap	1	2	3	4	5	6	7	8	9	10
	1	1:56.02	1:49.20	1:48.60	1:48.50	1:48.69	1:48.49	1:48.74	1:48.86	1:49.43	
43	Terry BOTTING										
	Lap	1	2	3	4	5	6	7	8	9	10
	1	1:58.13	1:51.85	1:50.46	1:49.26	1:49.73	1:49.21	1:49.08	1:49.35	1:50.51	
46	Liam SARGENT										
	Lap	1	2	3	4	5	6	7	8	9	10
	1	2:02.90	1:54.21	1:52.91	1:53.63	2:13.73	2:07.22	1:56.71	2:06.93	2:12.19	
47	Will SARGENT										
	Lap	1	2	3	4	5	6	7	8	9	10
	1	1:57.75	1:51.80	1:49.94	1:49.79	1:49.65	1:49.24	1:48.90	1:50.58	1:50.77	
48	Mark GATES										
	Lap	1	2	3	4	5	6	7	8	9	10
	1	2:05.70	2:04.13	2:02.86	2:02.25	2:01.22	2:01.58	2:00.47	2:02.16		

50	John GUDGEON									
Lap	1	2	3	4	5	6	7	8	9	10
1	2:00.52	1:52.98	1:51.45	1:50.85	1:51.51	1:50.08	1:50.04	1:50.49	1:55.35	
54	Carl SWAN									
Lap	1	2	3	4	5	6	7	8	9	10
1	1:59.65	1:51.05	1:51.49	1:50.66	1:49.41	1:49.30	1:49.74	1:50.86	1:48.64	
55	Rory COOPER									
Lap	1	2	3	4	5	6	7	8	9	10
1	1:55.35	1:48.89	1:49.00	1:48.34	1:48.08	1:47.70	1:47.37	1:47.80	1:48.39	
56	Nick CARTER									
Lap	1	2	3	4	5	6	7	8	9	10
1	1:57.66	1:49.37	1:48.73	1:48.46	1:48.20	1:48.53	1:48.79	1:48.64	1:48.99	
58	Paul JARVIS									
Lap	1	2	3	4	5	6	7	8	9	10
1	2:00.59	1:52.96	1:51.86	1:51.02	1:51.47	1:51.08	1:49.91	1:51.40	1:52.05	
66	Craig BELL									
Lap	1	2	3	4	5	6	7	8	9	10
1	1:56.98	1:49.57	1:48.42	1:48.63	1:48.61	1:53.14	1:48.63	1:48.08	1:48.73	
69	Matt FINCHAM									
Lap	1	2	3	4	5	6	7	8	9	10
1	1:59.23	1:52.66	1:50.71	1:50.02	1:49.27	1:50.86	1:49.90	1:49.96	1:49.61	
73	Russell HOLMAN									
Lap	1	2	3	4	5	6	7	8	9	10
1	1:58.46	1:52.35	1:49.98	1:49.47	1:49.82	1:48.79	1:49.02	2:08.83	1:57.43	
86	Jake FARDON									
Lap	1	2	3	4	5	6	7	8	9	10
1	1:55.47	1:59.37	3:39.59							



P10 - Provisional Qualifying Times for Races 9 & 23

Demon Tweeks / Yokohama Stock Hatch Championship - Class B

Pl	No	Cl	Name	Car	Laps	Time on Lap	Behind	MPH	
1	42	B	Lee SCOTT	Ford Fiesta XR2i	7	1:48.60	7	72.56	
2	100	B	Martin BOON	Rover Metro GTi	7	1:48.77	7	0.17	72.45
3	26	B	Matt ROZIER	Peugeot 205 GTi	7	1:49.63	7	1.03	71.88
4	95	B	Edward COOPER	Vauxhall Nova Gsi	7	1:50.36	7	1.76	71.41
5	45	B	Andy PHILPOTTS	Ford Fiesta XR2i	7	1:50.56	7	1.96	71.28
6	79	B	Andrew LIGHTFOOT	Ford Fiesta XR2	5	1:50.62	4	2.02	71.24
7	40	B	Paul THORPE	Ford Fiesta XR2i	7	1:50.97	7	2.37	71.01
8	59	B	Daniel GIBSON	Ford Fiesta XR2	7	1:51.18	7	2.58	70.88
9	27	B	Alex HALL	Ford Fiesta XR2	7	1:51.19	7	2.59	70.87
10	88	B	Martin CAYZER	Ford Fiesta XR2	5	1:51.32	3	2.72	70.79
11	71	B	Pip HAMMOND	Vauxhall Nova GTE	3	1:51.36	3	2.76	70.77
12	61	B	Stephen AYRES	Ford Fiesta XR2	5	1:52.18	5	3.58	70.25
13	37	B	Keith MORGAN	Suzuki Swift GTi	7	1:52.34	5	3.74	70.15
14	57	B	Derek ROZIER	Peugeot 205 GTi	7	1:52.64	5	4.04	69.96
15	38	B	Sarah NIBLETT	Peugeot 205 GTi	7	1:52.88	6	4.28	69.81
16	87	B	Paul NEWTON	Fiesta XR2	7	1:53.73	7	5.13	69.29
17	67	B	Matthew STUBINGTON	Peugeot 205 GTi	6	1:55.29	4	6.69	68.35
18	92	B	John HILL	Peugeot 205 GTi	7	2:00.29	6	11.69	65.51
19	89	B	Michael WILLIAMSON	Ford Fiesta XR2	6	2:08.62	6	20.02	61.27

Exclusions

89 I Freddie TATHAM BMW E30 Qualified out of session for races 3 & 11

Not-Seen

54 A Carl SWAN Citroen Saxo VTR
75 B Craig BARROW Ford Fiesta XR2

No 75 - 0 laps. No 54 did not qualify for races 6 & 20.

Weather / Track:

Start Time : 12:18

Cadwell Park Long

08 Oct 11 12:35

Clerk of Course :	Time Issued :	Chief Timekeeper : Terry Stevens
-------------------	---------------	----------------------------------

THESE RESULTS REMAIN PROVISIONAL FOR A MINIMUM OF 30 MINUTES FROM THE TIME OF ISSUE AND UNTIL ALL JUDICIAL AND TECHNICAL MATTERS HAVE BEEN SETTLED.


Results produced on HS Sports Timing and Results Systems. Results online at www.750MC.co.uk

Demon Tweeks / Yokohama Stock Hatch Championship - Class B

LAP TIMES - P10 - Provisional Qualifying Times for Races 9 & 23

26	Matt ROZIER										
	Lap	1	2	3	4	5	6	7	8	9	10
	1	2:01.61	1:52.63	1:52.24	1:50.18	1:50.32	1:56.79	1:49.63			
27	Alex HALL										
	Lap	1	2	3	4	5	6	7	8	9	10
	1	2:08.89	2:02.89	1:56.66	1:55.49	1:55.30	1:53.95	1:51.19			
37	Keith MORGAN										
	Lap	1	2	3	4	5	6	7	8	9	10
	1	2:06.74	1:56.64	1:56.02	1:53.79	1:52.34	2:05.80	1:52.86			
38	Sarah NIBLETT										
	Lap	1	2	3	4	5	6	7	8	9	10
	1	2:02.40	2:01.54	1:57.70	1:55.17	1:52.92	1:52.88	1:55.66			
40	Paul THORPE										
	Lap	1	2	3	4	5	6	7	8	9	10
	1	1:59.44	2:27.61	1:57.81	1:53.26	1:52.54	1:51.41	1:50.97			
42	Lee SCOTT										
	Lap	1	2	3	4	5	6	7	8	9	10
	1	1:59.02	1:53.32	1:53.94	1:51.51	1:49.38	1:49.33	1:48.60			
45	Andy PHILPOTTS										
	Lap	1	2	3	4	5	6	7	8	9	10
	1	1:58.34	1:53.98	1:53.29	2:16.30	1:52.20	1:50.83	1:50.56			
57	Derek ROZIER										
	Lap	1	2	3	4	5	6	7	8	9	10
	1	1:58.55	1:54.34	1:54.59	1:54.71	1:52.64	1:52.83	1:52.97			
59	Daniel GIBSON										
	Lap	1	2	3	4	5	6	7	8	9	10
	1	2:05.24	2:01.41	1:58.46	1:59.08	1:55.29	1:53.08	1:51.18			
61	Stephen AYRES										
	Lap	1	2	3	4	5	6	7	8	9	10
	1	2:00.25	1:57.46	6:14.03	2:05.57	1:52.18					
67	Matthew STUBINGTON										
	Lap	1	2	3	4	5	6	7	8	9	10
	1	2:15.93	1:58.47	1:57.46	1:55.29	3:48.19	2:02.76				
71	Pip HAMMOND										
	Lap	1	2	3	4	5	6	7	8	9	10
	1	1:54.61	1:51.71	1:51.36							
79	Andrew LIGHTFOOT										
	Lap	1	2	3	4	5	6	7	8	9	10
	1	2:06.35	1:52.69	1:51.85	1:50.62	2:02.16					

87	Paul NEWTON										
	Lap	1	2	3	4	5	6	7	8	9	10
	1	2:04.14	1:58.61	1:57.61	1:56.44	1:55.75	1:54.51	1:53.73			
88	Martin CAYZER										
	Lap	1	2	3	4	5	6	7	8	9	10
	1	1:59.06	1:53.46	1:51.32	1:51.94	1:52.53					
89	Freddie TATHAM										
	Lap	1	2	3	4	5	6	7	8	9	10
	1	2:25.18	2:07.04	1:53.33							
89	Michael WILLIAMSON										
	Lap	1	2	3	4	5	6	7	8	9	10
	1	2:28.86	2:20.49	2:31.59	2:24.96	2:11.27	2:08.62				
92	John HILL										
	Lap	1	2	3	4	5	6	7	8	9	10
	1	2:19.81	2:06.94	2:05.17	2:01.38	2:00.78	2:00.29	2:00.55			
95	Edward COOPER										
	Lap	1	2	3	4	5	6	7	8	9	10
	1	1:58.81	1:57.48	1:54.51	1:53.36	1:51.61	1:50.40	1:50.36			
100	Martin BOON										
	Lap	1	2	3	4	5	6	7	8	9	10
	1	1:58.55	1:53.28	1:51.98	1:51.80	1:50.35	1:53.25	1:48.77			



RACE GRID



Demon Tweeks / Yokohama Stock Hatch Championship - Class B

Race 9

ROW 10	75 Subject to CofC Craig BARROW	89 02:08.620 Michael WILLIAMSON
ROW 9	92 02:00.290 John HILL	67 01:55.290 Matthew STUBINGTON
ROW 8	87 01:53.730 Paul NEWTON	38 01:52.880 Sarah NIBLETT
ROW 7	57 01:52.640 Derek ROZIER	37 01:52.340 Keith MORGAN
ROW 6	61 01:52.180 Stephen AYRES	71 01:51.360 Pip HAMMOND
ROW 5	88 01:51.320 Martin CAYZER	27 01:51.190 Alex HALL
ROW 4	59 01:51.180 Daniel GIBSON	40 01:50.970 Paul THORPE
ROW 3	79 01:50.620 Andrew LIGHTFOOT	45 01:50.560 Andy PHILPOTTS
ROW 2	95 01:50.360 Edward COOPER	26 01:49.630 Matt ROZIER
ROW 1	100 01:48.770 Martin BOON	42 01:48.600 Lee SCOTT

POLE



Provisional Results - Race 9

Demon Tweeks / Yokohama Stock Hatch Championship - Class B

Pl	No	Cl	Name	Car	Laps	Time	Behind	MPH	Best Lap on	MPH
1	71	B	Pip HAMMOND	Vauxhall Nova GTE	7	14:53.21		61.76	2:03.35	7 63.89
2	26	B	Matt ROZIER	Peugeot 205 GTi	7	14:53.58	0.37	61.73	2:02.85	7 64.15
3	42	B	Lee SCOTT	Ford Fiesta XR2i	7	14:57.05	3.84	61.49	2:04.43	7 63.33
4	95	B	Edward COOPER	Vauxhall Nova Gsi	7	15:05.65	12.44	60.91	2:06.22	4 62.43
5	45	B	Andy PHILPOTTS	Ford Fiesta XR2i	7	15:09.86	16.65	60.63	2:06.26	7 62.41
6	40	B	Paul THORPE	Ford Fiesta XR2i	7	15:15.03	21.82	60.29	2:05.48	6 62.80
7	88	B	Martin CAYZER	Ford Fiesta XR2	7	15:18.03	24.82	60.09	2:07.67	5 61.72
8	57	B	Derek ROZIER	Peugeot 205 GTi	7	15:33.69	40.48	59.08	2:09.15	2 61.02
9	37	B	Keith MORGAN	Suzuki Swift GTi	7	15:41.13	47.92	58.61	2:10.31	4 60.47
10	59	B	Daniel GIBSON	Ford Fiesta XR2	7	15:42.32	49.11	58.54	2:11.91	6 59.74
11	67	B	Matthew STUBINGTON	Peugeot 205 GTi	7	15:42.91	49.70	58.50	2:10.63	7 60.33
12	38	B	Sarah NIBLETT	Peugeot 205 GTi	7	15:43.95	50.74	58.44	2:10.99	7 60.16
13	61	B	Stephen AYRES	Ford Fiesta XR2	7	15:44.39	51.18	58.41	2:08.89	4 61.14
14	87	B	Paul NEWTON	Fiesta XR2	7	15:46.93	53.72	58.25	2:09.96	5 60.64
15	79	B	Andrew LIGHTFOOT	Ford Fiesta XR2	7	15:47.85	54.64	58.20	2:07.56	5 61.78
16	92	B	John HILL	Peugeot 205 GTi	7	16:41.14	1:47.93	55.10	2:17.61	7 57.27
Not-Classified										
	27	B	Alex HALL	Ford Fiesta XR2	5	11:15.81	DNF	58.30	2:10.82	5 60.24
	89	B	Michael WILLIAMSON	Ford Fiesta XR2	5	11:47.60	DNF	55.68	2:15.84	5 58.01
	100	B	Martin BOON	Rover Metro GTi	2	4:30.96	DNF	58.17	2:13.49	1 59.03
Non-Starters										
	75	B	Craig BARROW	Ford Fiesta XR2						
Fastest Lap										
	26	B	Matt ROZIER	Peugeot 205 GTi					2:02.85	7 64.15

Weather / Track: Raining / Wet

Start Time : 17:11

Cadwell Park Long

08 Oct 11 17:27

Clerk of Course :	Time Issued :	Chief Timekeeper : Terry Stevens
-------------------	---------------	----------------------------------

THESE RESULTS REMAIN PROVISIONAL FOR A MINIMUM OF 30 MINUTES FROM THE TIME OF ISSUE AND UNTIL ALL JUDICIAL AND TECHNICAL MATTERS HAVE BEEN SETTLED.

Results produced on HS Sports Timing and Results Systems

Lap Chart

Demon Tweeks / Yokohama Stock Hatch Championship - Class B - Race 9

Lap 1		Lap 2		Lap 3		Lap 4		Lap 5		Lap 6		Lap 7		Lap 8		Lap 9		Lap 10	
No	Time	No	Time	No	Time	No	Time	No	Time	No	Time	No	Time	No	Time	No	Time	No	Time
100	2:16.60	42	4:25.92	42	6:33.72	42	8:39.42	42	10:45.31	71	12:49.86	71	14:53.21						
42	2:16.97	26	4:27.87	26	6:34.38	26	8:39.95	26	10:45.98	26	12:50.73	26	14:53.58						
95	2:17.44	71	4:29.73	71	6:35.02	71	8:40.80	71	10:46.11	42	12:52.62	42	14:57.05						
26	2:18.11	95	4:30.94	95	6:37.73	95	8:43.95	95	10:50.83	95	12:57.91	95	15:05.65						
45	2:18.68	100	4:30.96	45	6:40.63	45	8:48.57	45	10:56.31	45	13:03.60	45	15:09.86						
71	2:19.23	45	4:31.25	88	6:41.32	88	8:50.36	88	10:58.03	40	13:04.41	40	15:15.03						
88	2:19.83	88	4:31.94	40	6:43.31	40	8:50.42	40	10:58.93	88	13:06.67	88	15:18.03						
40	2:20.66	40	4:32.05	57	6:44.40	57	8:57.01	57	11:06.92	57	13:18.31	57	15:33.69						
79	2:24.62	79	4:33.01	59	6:52.78	37	9:03.50	27	11:15.81	37	13:29.11	37	15:41.13						
57	2:25.18	57	4:34.33	37	6:53.19	27	9:04.99	37	11:16.50	59	13:30.16	59	15:42.32						
59	2:25.18	59	4:39.29	27	6:53.55	59	9:05.58	59	11:18.25	67	13:32.28	67	15:42.91						
37	2:26.39	37	4:39.86	38	6:55.96	38	9:07.45	38	11:18.78	38	13:32.96	38	15:43.95						
27	2:27.04	27	4:40.33	67	6:57.09	67	9:07.99	67	11:19.49	61	13:33.25	61	15:44.39						
38	2:29.15	38	4:43.50	61	7:00.15	61	9:09.04	61	11:20.16	87	13:36.65	87	15:46.93						
67	2:29.71	67	4:43.90	87	7:03.76	87	9:15.33	87	11:25.29	79	13:37.97	79	15:47.85						
92	2:34.11	61	4:48.63	79	7:11.33	79	9:20.80	79	11:28.36	92	14:23.53	92	16:41.14						
87	2:34.66	87	4:50.92	89	7:12.30	89	9:31.76	89	11:47.60										
61	2:35.06	92	4:52.51	92	7:13.08	92	9:45.09	92	12:03.55										
89	2:36.58	89	4:54.65																

Demon Tweeks / Yokohama Stock Hatch Championship - Class B

LAP TIMES - Race 9

26	Matt ROZIER										
	Lap	1	2	3	4	5	6	7	8	9	10
	1	2:14.42	2:09.76	2:06.51	2:05.57	2:06.03	2:04.75	2:02.85			
27	Alex HALL										
	Lap	1	2	3	4	5	6	7	8	9	10
	1	2:21.29	2:13.29	2:13.22	2:11.44	2:10.82					
37	Keith MORGAN										
	Lap	1	2	3	4	5	6	7	8	9	10
	1	2:19.33	2:13.47	2:13.33	2:10.31	2:13.00	2:12.61	2:12.02			
38	Sarah NIBLETT										
	Lap	1	2	3	4	5	6	7	8	9	10
	1	2:22.00	2:14.35	2:12.46	2:11.49	2:11.33	2:14.18	2:10.99			
40	Paul THORPE										
	Lap	1	2	3	4	5	6	7	8	9	10
	1	2:15.47	2:11.39	2:11.26	2:07.11	2:08.51	2:05.48	2:10.62			
42	Lee SCOTT										
	Lap	1	2	3	4	5	6	7	8	9	10
	1	2:13.80	2:08.95	2:07.80	2:05.70	2:05.89	2:07.31	2:04.43			
45	Andy PHILPOTTS										
	Lap	1	2	3	4	5	6	7	8	9	10
	1	2:14.54	2:12.57	2:09.38	2:07.94	2:07.74	2:07.29	2:06.26			
57	Derek ROZIER										
	Lap	1	2	3	4	5	6	7	8	9	10
	1	2:18.09	2:09.15	2:10.07	2:12.61	2:09.91	2:11.39	2:15.38			
59	Daniel GIBSON										
	Lap	1	2	3	4	5	6	7	8	9	10
	1	2:19.99	2:14.11	2:13.49	2:12.80	2:12.67	2:11.91	2:12.16			
61	Stephen AYRES										
	Lap	1	2	3	4	5	6	7	8	9	10
	1	2:28.77	2:13.57	2:11.52	2:08.89	2:11.12	2:13.09	2:11.14			
67	Matthew STUBINGTON										
	Lap	1	2	3	4	5	6	7	8	9	10
	1	2:21.75	2:14.19	2:13.19	2:10.90	2:11.50	2:12.79	2:10.63			
71	Pip HAMMOND										
	Lap	1	2	3	4	5	6	7	8	9	10
	1	2:13.31	2:10.50	2:05.29	2:05.78	2:05.31	2:03.75	2:03.35			
79	Andrew LIGHTFOOT										
	Lap	1	2	3	4	5	6	7	8	9	10
	1	2:19.39	2:08.39	2:38.32	2:09.47	2:07.56	2:09.61	2:09.88			

87	Paul NEWTON										
	Lap	1	2	3	4	5	6	7	8	9	10
	1	2:26.67	2:16.26	2:12.84	2:11.57	2:09.96	2:11.36	2:10.28			

88	Martin CAYZER										
	Lap	1	2	3	4	5	6	7	8	9	10
	1	2:14.03	2:12.11	2:09.38	2:09.04	2:07.67	2:08.64	2:11.36			

89	Michael WILLIAMSON										
	Lap	1	2	3	4	5	6	7	8	9	10
	1	2:26.45	2:18.07	2:17.65	2:19.46	2:15.84					

92	John HILL										
	Lap	1	2	3	4	5	6	7	8	9	10
	1	2:24.45	2:18.40	2:20.57	2:32.01	2:18.46	2:19.98	2:17.61			

95	Edward COOPER										
	Lap	1	2	3	4	5	6	7	8	9	10
	1	2:13.83	2:13.50	2:06.79	2:06.22	2:06.88	2:07.08	2:07.74			

100	Martin BOON										
	Lap	1	2	3	4	5	6	7	8	9	10
	1	2:13.49	2:14.36								



2nd Best Qualifying Times

Demon Tweeks / Yokohama Stock Hatch Championship - Class B

Pos	No	Cl	Name	Car	Time
1	42	B	Lee SCOTT	Ford Fiesta XR2i	1:49.33
2	26	B	Matt ROZIER	Peugeot 205 GTi	1:50.18
3	100	B	Martin BOON	Rover Metro GTi	1:50.35
4	95	B	Edward COOPER	Vauxhall Nova Gsi	1:50.40
5	45	B	Andy PHILPOTTS	Ford Fiesta XR2i	1:50.83
6	40	B	Paul THORPE	Ford Fiesta XR2i	1:51.41
7	71	B	Pip HAMMOND	Vauxhall Nova GTE	1:51.71
8	79	B	Andrew LIGHTFOOT	Ford Fiesta XR2	1:51.85
9	88	B	Martin CAYZER	Ford Fiesta XR2	1:51.94
10	57	B	Derek ROZIER	Peugeot 205 GTi	1:52.83
11	37	B	Keith MORGAN	Suzuki Swift GTi	1:52.86
12	38	B	Sarah NIBLETT	Peugeot 205 GTi	1:52.92
13	59	B	Daniel GIBSON	Ford Fiesta XR2	1:53.08
14	27	B	Alex HALL	Ford Fiesta XR2	1:53.95
15	87	B	Paul NEWTON	Fiesta XR2	1:54.51
16	61	B	Stephen AYRES	Ford Fiesta XR2	1:57.46
17	67	B	Matthew STUBINGTON	Peugeot 205 GTi	1:57.46
18	92	B	John HILL	Peugeot 205 GTi	2:00.55
19	89	I	Freddie TATHAM	BMW E30	2:07.04
20	89	B	Michael WILLIAMSON	Ford Fiesta XR2	2:11.27

08 Oct 11 12:37

Clerk of Course:

Time Issued:

Chief Timekeeper:

THESE RESULTS REMAIN PROVISIONAL FOR A MINIMUM OF 30 MINUTES FROM THE TIME OF ISSUE




RACE GRID



Demon Tweeks / Yokohama Stock Hatch Championship - Class B

Race 23

ROW 10	75 Subject to CofC Craig BARROW	89 02:11.270 Michael WILLIAMSON
ROW 9	92 02:00.550 John HILL	67 01:57.460 Matthew STUBINGTON
ROW 8	61 01:57.460 Stephen AYRES	87 01:54.510 Paul NEWTON
ROW 7	27 01:53.950 Alex HALL	59 01:53.080 Daniel GIBSON
ROW 6	38 01:52.920 Sarah NIBLETT	37 01:52.860 Keith MORGAN
ROW 5	57 01:52.830 Derek ROZIER	88 01:51.940 Martin CAYZER
ROW 4	79 01:51.850 Andrew LIGHTFOOT	71 01:51.710 Pip HAMMOND
ROW 3	40 01:51.410 Paul THORPE	45 01:50.830 Andy PHILPOTTS
ROW 2	95 01:50.400 Edward COOPER	100 01:50.350 Martin BOON
ROW 1	26 01:50.180 Matt ROZIER	42 01:49.330 Lee SCOTT
POLE		





Provisional Results - Race 23

Demon Tweeks / Yokohama Stock Hatch Championship - Class B

Pl	No	Cl	Name	Car	Laps	Time	Behind	MPH	Best Lap on	MPH
1	100	B	Martin BOON	Rover Metro GTi	8	14:51.40		70.72	1:49.53	6 71.95
2	71	B	Pip HAMMOND	Vauxhall Nova GTE	8	14:52.93	1.53	70.60	1:49.80	8 71.77
3	26	B	Matt ROZIER	Peugeot 205 GTi	8	14:53.21	1.81	70.58	1:49.68	8 71.85
4	42	B	Lee SCOTT	Ford Fiesta XR2i	8	14:53.47	2.07	70.56	1:49.22	8 72.15
5	95	B	Edward COOPER	Vauxhall Nova Gsi	8	14:54.98	3.58	70.44	1:49.92	3 71.69
6	79	B	Andrew LIGHTFOOT	Ford Fiesta XR2	8	15:00.43	9.03	70.01	1:49.94	7 71.68
7	61	B	Stephen AYRES	Ford Fiesta XR2	8	15:13.88	22.48	68.98	1:51.63	7 70.59
8	40	B	Paul THORPE	Ford Fiesta XR2i	8	15:14.24	22.84	68.96	1:51.81	7 70.48
9	27	B	Alex HALL	Ford Fiesta XR2	8	15:23.08	31.68	68.30	1:51.93	7 70.40
10	59	B	Daniel GIBSON	Ford Fiesta XR2	8	15:24.32	32.92	68.20	1:51.41	8 70.73
11	45	B	Andy PHILPOTTS	Ford Fiesta XR2i	8	15:25.56	34.16	68.11	1:49.95	8 71.67
12	38	B	Sarah NIBLETT	Peugeot 205 GTi	8	15:29.51	38.11	67.82	1:52.78	8 69.87
13	88	B	Martin CAYZER	Ford Fiesta XR2	8	15:31.26	39.86	67.70	1:52.55	2 70.02
14	57	B	Derek ROZIER	Peugeot 205 GTi	8	15:31.65	40.25	67.67	1:52.28	5 70.19
15	87	B	Paul NEWTON	Fiesta XR2	8	15:32.34	40.94	67.62	1:53.30	4 69.55
16	37	B	Keith MORGAN	Suzuki Swift GTi	8	15:36.67	45.27	67.31	1:52.00	4 70.36
17	67	B	Matthew STUBINGTON	Peugeot 205 GTi	8	15:39.92	48.52	67.07	1:53.78	7 69.26
18	92	B	John HILL	Peugeot 205 GTi	8	16:15.89	1:24.49	64.60	1:58.20	7 66.67
19	74	A	Nina FOUNTAIN	Toyota MR2 Mk1	7	16:27.16	1 Lap	55.88	2:15.53	6 58.15

Non-Starters

75	B	Craig BARROW	Ford Fiesta XR2
89	B	Michael WILLIAMSON	Ford Fiesta XR2

Fastest Lap

42	B	Lee SCOTT	Ford Fiesta XR2i	1:49.22	8	72.15 Rec
74	A	Nina FOUNTAIN	Toyota MR2 Mk1	2:15.53	6	58.15

Weather / Track: Cloudy / Dry

Start Time : 16:28

Cadwell Park Long

09 Oct 11 16:44

Clerk of Course :	Time Issued :	Chief Timekeeper : Terry Stevens
-------------------	---------------	----------------------------------

THESE RESULTS REMAIN PROVISIONAL FOR A MINIMUM OF 30 MINUTES FROM THE TIME OF ISSUE AND UNTIL ALL JUDICIAL AND TECHNICAL MATTERS HAVE BEEN SETTLED.

Lap Chart

Demon Tweeks / Yokohama Stock Hatch Championship - Class B - Race 23

Lap 1		Lap 2		Lap 3		Lap 4		Lap 5		Lap 6		Lap 7		Lap 8		Lap 9		Lap 10	
No	Time	No	Time	No	Time	No	Time	No	Time	No	Time	No	Time	No	Time	No	Time	No	Time
100	1:59.13	100	3:49.34	100	5:38.98	100	7:29.07	100	9:19.62	100	11:09.15	100	12:58.93	100	14:51.40				
26	2:00.11	26	3:50.38	26	5:40.35	26	7:30.40	26	9:22.10	71	11:13.20	71	13:03.13	71	14:52.93				
42	2:00.29	42	3:50.60	42	5:40.63	71	7:32.26	71	9:22.74	26	11:13.58	26	13:03.53	26	14:53.21				
71	2:01.17	71	3:51.42	71	5:41.50	42	7:32.52	42	9:22.99	42	11:13.99	42	13:04.25	42	14:53.47				
95	2:02.01	95	3:52.87	95	5:42.79	95	7:33.14	95	9:23.45	95	11:14.43	95	13:04.89	95	14:54.98				
45	2:02.31	45	3:53.68	79	5:47.88	79	7:38.06	79	9:28.92	79	11:19.57	79	13:09.51	79	15:00.43				
40	2:03.28	40	3:55.14	40	5:49.24	40	7:41.38	74	9:31.58 *1	40	11:29.18	40	13:20.99	61	15:13.88				
79	2:04.00	79	3:55.73	88	5:50.23	61	7:45.13	40	9:34.94	61	11:29.72	61	13:21.35	40	15:14.24				
88	2:04.86	88	3:57.41	61	5:51.61	27	7:52.71	61	9:36.91	27	11:39.06	27	13:30.99	27	15:23.08				
38	2:05.36	61	3:59.92	38	5:56.51	38	7:53.36	27	9:45.87	59	11:41.43	59	13:32.91	59	15:24.32				
61	2:05.68	38	4:01.20	27	5:57.12	59	7:53.82	38	9:47.87	38	11:42.85	45	13:35.61	45	15:25.56				
59	2:09.20	27	4:04.33	59	5:59.73	88	7:54.04	59	9:48.93	88	11:43.41	38	13:36.73	38	15:29.51				
27	2:09.51	59	4:04.93	87	6:02.82	87	7:56.12	88	9:49.30	45	11:43.59	88	13:37.21	88	15:31.26				
87	2:09.92	87	4:06.91	67	6:04.92	57	7:57.73	87	9:49.65	57	11:44.07	57	13:37.70	57	15:31.65				
67	2:11.83	67	4:09.13	57	6:05.11	45	7:59.52	57	9:50.01	87	11:44.77	87	13:38.87	87	15:32.34				
57	2:15.68	57	4:09.31	45	6:05.63	67	7:59.53	45	9:50.09	37	11:50.64	37	13:42.86	37	15:36.67				
92	2:15.87	37	4:14.63	37	6:07.93	37	7:59.93	67	9:54.04	67	11:52.19	67	13:45.97	67	15:39.92				
37	2:20.04	92	4:17.39	92	6:18.37	92	8:18.59	37	9:54.27	74	11:55.15 *1	74	14:10.68 *1	92	16:15.89				
74	2:38.43	74	4:55.70	74	7:13.11			92	10:20.34	92	12:19.42	92	14:17.62	74	16:27.16 *1				

Demon Tweeks / Yokohama Stock Hatch Championship - Class B

LAP TIMES - Race 23

26	Matt ROZIER										
	Lap	1	2	3	4	5	6	7	8	9	10
	1	1:57.74	1:50.27	1:49.97	1:50.05	1:51.70	1:51.48	1:49.95	1:49.68		
27	Alex HALL										
	Lap	1	2	3	4	5	6	7	8	9	10
	1	2:03.39	1:54.82	1:52.79	1:55.59	1:53.16	1:53.19	1:51.93	1:52.09		
37	Keith MORGAN										
	Lap	1	2	3	4	5	6	7	8	9	10
	1	2:14.60	1:54.59	1:53.30	1:52.00	1:54.34	1:56.37	1:52.22	1:53.81		
38	Sarah NIBLETT										
	Lap	1	2	3	4	5	6	7	8	9	10
	1	1:59.91	1:55.84	1:55.31	1:56.85	1:54.51	1:54.98	1:53.88	1:52.78		
40	Paul THORPE										
	Lap	1	2	3	4	5	6	7	8	9	10
	1	1:59.34	1:51.86	1:54.10	1:52.14	1:53.56	1:54.24	1:51.81	1:53.25		
42	Lee SCOTT										
	Lap	1	2	3	4	5	6	7	8	9	10
	1	1:57.74	1:50.31	1:50.03	1:51.89	1:50.47	1:51.00	1:50.26	1:49.22		
45	Andy PHILPOTTS										
	Lap	1	2	3	4	5	6	7	8	9	10
	1	1:58.44	1:51.37	2:11.95	1:53.89	1:50.57	1:53.50	1:52.02	1:49.95		
57	Derek ROZIER										
	Lap	1	2	3	4	5	6	7	8	9	10
	1	2:10.71	1:53.63	1:55.80	1:52.62	1:52.28	1:54.06	1:53.63	1:53.95		
59	Daniel GIBSON										
	Lap	1	2	3	4	5	6	7	8	9	10
	1	2:03.41	1:55.73	1:54.80	1:54.09	1:55.11	1:52.50	1:51.48	1:51.41		
61	Stephen AYRES										
	Lap	1	2	3	4	5	6	7	8	9	10
	1	1:59.53	1:54.24	1:51.69	1:53.52	1:51.78	1:52.81	1:51.63	1:52.53		
67	Matthew STUBINGTON										
	Lap	1	2	3	4	5	6	7	8	9	10
	1	2:04.88	1:57.30	1:55.79	1:54.61	1:54.51	1:58.15	1:53.78	1:53.95		
71	Pip HAMMOND										
	Lap	1	2	3	4	5	6	7	8	9	10
	1	1:56.81	1:50.25	1:50.08	1:50.76	1:50.48	1:50.46	1:49.93	1:49.80		
74	Nina FOUNTAIN										
	Lap	1	2	3	4	5	6	7	8	9	10
	1	2:19.24	2:17.27	2:17.41	2:18.47	2:23.57	2:15.53	2:16.48			

79	Andrew LIGHTFOOT									
Lap	1	2	3	4	5	6	7	8	9	10
1	1:59.36	1:51.73	1:52.15	1:50.18	1:50.86	1:50.65	1:49.94	1:50.92		
87	Paul NEWTON									
Lap	1	2	3	4	5	6	7	8	9	10
1	2:03.54	1:56.99	1:55.91	1:53.30	1:53.53	1:55.12	1:54.10	1:53.47		
88	Martin CAYZER									
Lap	1	2	3	4	5	6	7	8	9	10
1	1:59.64	1:52.55	1:52.82	2:03.81	1:55.26	1:54.11	1:53.80	1:54.05		
92	John HILL									
Lap	1	2	3	4	5	6	7	8	9	10
1	2:08.45	2:01.52	2:00.98	2:00.22	2:01.75	1:59.08	1:58.20	1:58.27		
95	Edward COOPER									
Lap	1	2	3	4	5	6	7	8	9	10
1	1:58.70	1:50.86	1:49.92	1:50.35	1:50.31	1:50.98	1:50.46	1:50.09		
100	Martin BOON									
Lap	1	2	3	4	5	6	7	8	9	10
1	1:55.87	1:50.21	1:49.64	1:50.09	1:50.55	1:49.53	1:49.78	1:52.47		