



P5 - Provisional Qualifying Times for Races 5 & 13

Demon Tweeks / Yokohama Stock Hatch Championship - Class A

PI	No	Cl	Name	Car	Laps	Time on Lap	Behind	MPH	
1	44	A	Nick THORNTON-JONES	Citroen Saxo VTR	8	1:30.18	8	79.84	
2	86	A	Jake FARNDON	Citroen Saxo VTR	8	1:30.77	4	0.59	79.32
3	41	A	Martin WARD	Citroen Saxo VTR	8	1:30.80	7	0.62	79.30
4	3	A	Matt DIGBY	Peugeot 106 Rallye	8	1:30.93	5	0.75	79.18
5	7	A	Shaun HAGEN	Citroen Saxo VTR	8	1:31.03	8	0.85	79.09
6	13	A	Andrew TIBBS	Citroen Saxo VTR	5	1:31.05	3	0.87	79.08
7	66	A	Craig BELL	Citroen Saxo VTR	7	1:31.05	5	0.87	79.08
8	8	A	Wayne HARRIS	Peugeot 106 Rallye	8	1:31.11	8	0.93	79.03
9	55	A	Rory COOPER	Citroen Saxo VTR	9	1:31.13	4	0.95	79.01
10	43	A	Terry BOTTING	Citroen Saxo VTR	9	1:31.62	4	1.44	78.59
11	11	A	Terry ROUGHTON	Citroen Saxo VTR	7	1:31.68	5	1.50	78.53
12	54	A	Carl SWANN	Citroen Saxo VTR	8	1:31.70	8	1.52	78.52
13	52	A	James GOULD	Citroen Saxo VTR	8	1:32.14	7	1.96	78.14
14	50	A	John GUDGEON	Peugeot 106 XSi	8	1:32.39	7	2.21	77.93
15	4	A	Patrick FLETCHER	Citroen Saxo VTR	4	1:32.45	2	2.27	77.88
16	30	A	Trevor GREGORY	Citroen Saxo VTR	8	1:32.46	8	2.28	77.87
17	76	A	Gareth WRIGHT	Peugeot 106 XSi	7	1:32.75	4	2.57	77.63
18	84	A	Adam STOKES	Peugeot 106 XSi	7	1:32.80	5	2.62	77.59
19	21	A	Steven POWLESLAND	Citroen Saxo VTR	8	1:32.88	4	2.70	77.52
20	25	A	Pete MORGAN	Citroen Saxo VTR	8	1:33.17	5	2.99	77.28
21	69	A	Matt FINCHAM	Citroen Saxo VTR	8	1:33.42	8	3.24	77.07
22	47	A	Will SARGENT	Citroen Saxo VTR	8	1:33.43	4	3.25	77.06
23	24	A	Kirk DEWELL	Citroen Saxo VTR	8	1:33.44	4	3.26	77.05
24	58	A	Paul JARVIS	Citroen Saxo VTR	8	1:33.57	4	3.39	76.95
25	73	A	Russell HOLMAN	Citroen Saxo VTR	7	1:33.92	7	3.74	76.66
26	74	A	Garry BRANDON	Citroen Saxo VTR	8	1:34.91	3	4.73	75.86
27	32	A	Mark ALDEN	Peugeot 106 XSi	4	1:35.51	4	5.33	75.38
28	35	A	Daniel SPENCER	Citroen Saxo VTR	5	1:35.60	2	5.42	75.31
29	46	A	Liam SARGENT	Citroen Saxo VTR	8	1:37.17	3	6.99	74.10
30	48	A	Mark GATES	Citroen Saxo VTR	7	1:39.97	4	9.79	72.02
31	77	A	Kevin CONDON	Citroen Saxo VTR	6	1:42.07	6	11.89	70.54
32	88	A	Daniel BRUCE	Citroen Saxo VTR	6	1:42.32	6	12.14	70.37

Weather / Track:

Start Time : 10:29

Snetterton 200

21 May 11 10:56

Clerk of Course :	Time Issued :	Chief Timekeeper : Terry Stevens
-------------------	---------------	----------------------------------

THESE RESULTS REMAIN PROVISIONAL FOR A MINIMUM OF 30 MINUTES FROM THE TIME OF ISSUE AND UNTIL ALL JUDICIAL AND TECHNICAL MATTERS HAVE BEEN SETTLED.

Results produced on HS Sports Timing and Results Systems. Results online at www.750MC.co.uk

Demon Tweeks / Yokohama Stock Hatch Championship - Class A

LAP TIMES - P5 - Provisional Qualifying Times for Races 5 & 13

3	Matt DIGBY										
	Lap	1	2	3	4	5	6	7	8	9	10
	1	2:10.12	1:31.90	1:31.79	1:31.59	1:30.93	15:57.50	1:43.60	1:31.46		
4	Patrick FLETCHER										
	Lap	1	2	3	4	5	6	7	8	9	10
	1	2:02.30	1:32.45	1:33.63	21:21.04						
7	Shaun HAGEN										
	Lap	1	2	3	4	5	6	7	8	9	10
	1	2:38.95	1:34.78	1:33.50	1:32.91	1:36.60	14:41.78	1:32.50	1:31.03		
8	Wayne HARRIS										
	Lap	1	2	3	4	5	6	7	8	9	10
	1	2:41.21	1:34.06	1:32.95	1:32.79	1:35.08	14:41.67	1:32.65	1:31.11		
11	Terry ROUGHTON										
	Lap	1	2	3	4	5	6	7	8	9	10
	1	2:20.55	1:32.81	1:32.51	1:33.85	1:31.68	16:13.97	1:39.64			
13	Andrew TIBBS										
	Lap	1	2	3	4	5	6	7	8	9	10
	1	2:19.53	1:32.35	1:31.05	1:31.71	2:01.93					
21	Steven POWLESLAND										
	Lap	1	2	3	4	5	6	7	8	9	10
	1	2:59.99	1:39.02	1:36.28	1:32.88	1:40.33	14:23.61	1:34.52	1:33.44		
24	Kirk DEWELL										
	Lap	1	2	3	4	5	6	7	8	9	10
	1	2:11.46	1:35.05	1:34.51	1:33.44	1:34.25	15:25.22	1:37.35	1:34.40		
25	Pete MORGAN										
	Lap	1	2	3	4	5	6	7	8	9	10
	1	2:24.78	1:35.45	1:34.11	1:33.41	1:33.17	15:19.31	1:34.00	1:34.08		
30	Trevor GREGORY										
	Lap	1	2	3	4	5	6	7	8	9	10
	1	2:56.13	1:36.35	1:33.38	1:33.35	1:34.00	14:31.75	1:32.71	1:32.46		
32	Mark ALDEN										
	Lap	1	2	3	4	5	6	7	8	9	10
	1	2:25.35	1:35.90	1:35.95	1:35.51						
35	Daniel SPENCER										
	Lap	1	2	3	4	5	6	7	8	9	10
	1	2:44.75	1:35.60	1:36.11	1:35.66	1:42.62					
41	Martin WARD										
	Lap	1	2	3	4	5	6	7	8	9	10
	1	2:53.16	1:36.88	1:32.96	1:32.26	1:33.64	15:20.23	1:30.80	1:31.01		

43	Terry BOTTING									
Lap	1	2	3	4	5	6	7	8	9	10
1	2:01.12	1:33.31	1:31.67	1:31.62	1:32.17	1:33.04	14:12.05	1:34.03	1:31.76	
44	Nick THORNTON-JONES									
Lap	1	2	3	4	5	6	7	8	9	10
1	2:21.24	1:32.81	1:32.67	1:32.08	1:31.58	15:57.79	1:31.39	1:30.18		
46	Liam SARGENT									
Lap	1	2	3	4	5	6	7	8	9	10
1	2:50.84	1:41.52	1:37.17	1:37.43	1:38.89	14:25.93	1:39.84	1:38.32		
47	Will SARGENT									
Lap	1	2	3	4	5	6	7	8	9	10
1	2:29.77	1:35.62	1:34.21	1:33.43	1:34.08	14:51.01	1:33.84	1:34.46		
48	Mark GATES									
Lap	1	2	3	4	5	6	7	8	9	10
1	2:55.57	1:43.06	1:44.58	1:39.97	1:45.36	14:40.41	1:40.12			
50	John GUDGEON									
Lap	1	2	3	4	5	6	7	8	9	10
1	2:33.39	1:36.62	1:35.88	1:35.12	1:38.30	14:42.05	1:32.39	1:32.99		
52	James GOULD									
Lap	1	2	3	4	5	6	7	8	9	10
1	2:27.20	1:35.01	1:33.46	1:32.82	1:36.53	14:55.26	1:32.14	1:33.27		
54	Carl SWANN									
Lap	1	2	3	4	5	6	7	8	9	10
1	2:23.66	1:33.45	1:35.10	1:32.95	1:35.10	15:34.53	1:32.32	1:31.70		
55	Rory COOPER									
Lap	1	2	3	4	5	6	7	8	9	10
1	1:59.10	1:33.08	1:31.76	1:31.13	1:31.50	1:33.38	14:14.06	1:34.26	1:32.24	
58	Paul JARVIS									
Lap	1	2	3	4	5	6	7	8	9	10
1	2:23.31	1:35.38	1:33.89	1:33.57	1:33.66	15:22.05	1:33.90	1:39.46		
66	Craig BELL									
Lap	1	2	3	4	5	6	7	8	9	10
1	1:59.68	1:32.13	1:31.52	1:31.25	1:31.05	16:35.17	1:31.35			
69	Matt FINCHAM									
Lap	1	2	3	4	5	6	7	8	9	10
1	2:56.56	1:40.14	1:36.40	1:35.75	1:38.46	14:19.44	1:34.67	1:33.42		
73	Russell HOLMAN									
Lap	1	2	3	4	5	6	7	8	9	10
1	2:12.29	1:34.74	1:35.41	1:34.42	1:36.31	15:56.80	1:33.92			
74	Garry BRANDON									
Lap	1	2	3	4	5	6	7	8	9	10
1	2:51.43	1:39.30	1:34.91	1:35.23	1:47.44	14:23.01	1:38.63	1:37.29		

76	Gareth WRIGHT										
	Lap	1	2	3	4	5	6	7	8	9	10
	1	2:25.87	1:35.40	1:34.19	1:32.75	1:33.26	16:07.62	1:34.29			

77	Kevin CONDON										
	Lap	1	2	3	4	5	6	7	8	9	10
	1	2:58.52	1:45.95	1:44.83	1:43.80	16:21.02	1:42.07				


84	Adam STOKES										
	Lap	1	2	3	4	5	6	7	8	9	10
	1	1:58.71	1:35.39	1:33.89	1:33.03	1:32.80	16:27.56	1:32.80			

86	Jake FARNDON										
	Lap	1	2	3	4	5	6	7	8	9	10
	1	1:56.15	1:32.89	1:30.84	1:30.77	1:36.27	1:32.03	14:15.86	1:32.31		

88	Daniel BRUCE										
	Lap	1	2	3	4	5	6	7	8	9	10
	1	2:49.48	1:48.24	1:45.52	1:46.76	17:00.97	1:42.32				

Demon Tweeks / Yokohama Stock Hatch Championship - Class A

Race 5

ROW 16		77 01:42.070 Kevin CONDON		88 01:42.320 Daniel BRUCE
ROW 15	46 01:37.170 Liam SARGENT		48 01:39.970 Mark GATES	
ROW 14		32 01:35.510 Mark ALDEN		35 01:35.600 Daniel SPENCER
ROW 13	73 01:33.920 Russell HOLMAN		74 01:34.910 Garry BRANDON	
ROW 12		24 01:33.440 Kirk DEWELL		58 01:33.570 Paul JARVIS
ROW 11	69 01:33.420 Matt FINCHAM		47 01:33.430 Will SARGENT	
ROW 10		21 01:32.880 Steven POWLESLAND		25 01:33.170 Pete MORGAN
ROW 9	76 01:32.750 Gareth WRIGHT		84 01:32.800 Adam STOKES	
ROW 8		4 01:32.450 Patrick FLETCHER		30 01:32.460 Trevor GREGORY
ROW 7	52 01:32.140 James GOULD		50 01:32.390 John GUDGEON	
ROW 6		54 01:31.700 Carl SWANN		8 01:31.110 Wayne HARRIS
ROW 5	43 01:31.620 Terry BOTTING		11 01:31.680 Terry ROUGHTON	
ROW 4		66 01:31.050 Craig BELL		55 01:31.130 Rory COOPER
ROW 3	7 01:31.030 Shaun HAGEN		13 01:31.050 Andrew TIBBS	
ROW 2		41 01:30.800 Martin WARD		3 01:30.930 Matt DIGBY
ROW 1	44 01:30.180 Nick THORNTON-JONES		86 01:30.770 Jake FARNDON	
POLE				
				

No 8 - 4 position grid penalty from previous race.



Provisional Results - Race 5 (Restart)

Demon Tweeks / Yokohama Stock Hatch Championship - Class A

PI	No	Cl	Name	Car	Laps	Time	Behind	MPH	Best Lap on	MPH
1	3	A	Matt DIGBY	Peugeot 106 Rallye	8	12:16.03		78.26	1:30.85	5 79.25
2	41	A	Martin WARD	Citroen Saxo VTR	8	12:16.68	0.65	78.19	1:30.78	7 79.31
3	44	A	Nick THORNTON-JONES	Citroen Saxo VTR	8	12:16.83	0.80	78.17	1:30.31	4 79.73
4	86	A	Jake FARNDON	Citreon Saxo VTR	8	12:18.21	2.18	78.03	1:30.90	7 79.21
5	7	A	Shaun HAGEN	Citroen Saxo VTR	8	12:18.38	2.35	78.01	1:30.75	6 79.34
6	66	A	Craig BELL	Citroen Saxo VTR	8	12:26.92	10.89	77.12	1:31.60	5 78.60
7	55	A	Rory COOPER	Citroen Saxo VTR	8	12:29.71	13.68	76.83	1:31.69	6 78.53
8	54	A	Carl SWANN	Citroen Saxo VTR	8	12:30.26	14.23	76.77	1:31.57	8 78.63
9	43	A	Terry BOTTING	Citroen Saxo VTR	8	12:37.45	21.42	76.04	1:32.16	5 78.13
10	25	A	Pete MORGAN	Citroen Saxo VTR	8	12:41.53	25.50	75.64	1:32.71	6 77.66
11	73	A	Russell HOLMAN	Citroen Saxo VTR	8	12:41.67	25.64	75.62	1:32.54	7 77.80
12	69	A	Matt FINCHAM	Citroen Saxo VTR	8	12:44.20	28.17	75.37	1:32.15	8 78.13
13	13	A	Andrew TIBBS	Citroen Saxo VTR	8	12:45.70	29.67	75.23	1:31.40	7 78.77
14	30	A	Trevor GREGORY	Citroen Saxo VTR	8	12:45.90	29.87	75.21	1:32.39	5 77.93
15	50	A	John GUDGEON	Peugeot 106 XSi	8	13:00.88	44.85	73.76	1:34.15	4 76.47
16	58	A	Paul JARVIS	Citroen Saxo VTR	8	13:01.01	44.98	73.75	1:33.82	6 76.74
17	74	A	Garry BRANDON	Citroen Saxo VTR	8	13:13.90	57.87	72.55	1:35.06	7 75.74
18	48	A	Mark GATES	Citroen Saxo VTR	8	13:16.56	1:00.53	72.31	1:35.74	7 75.20
19	46	A	Liam SARGENT	Citroen Saxo VTR	8	13:25.20	1:09.17	71.54	1:36.21	5 74.84
20	77	A	Kevin CONDON	Citroen Saxo VTR	8	13:30.63	1:14.60	71.06	1:37.73	8 73.67
21	24	A	Kirk DEWELL	Citroen Saxo VTR	8	13:44.82	1:28.79	69.83	1:37.51	8 73.84
22	88	A	Daniel BRUCE	Citroen Saxo VTR	8	13:59.68	1:43.65	68.60	1:40.98	7 71.30

Not-Classified

32	A	Mark ALDEN	Peugeot 106 XSi	6	10:38.22	DNF	67.69	1:35.16	4 75.66
4	A	Patrick FLETCHER	Citroen Saxo VTR	5	13:32.35	NCF	44.32	1:44.67	5 68.79
47	A	Will SARGENT	Citroen Saxo VTR	2	4:34.21	DNF	52.51	1:45.89	1 68.00
35	A	Daniel SPENCER	Citroen Saxo VTR	1	2:54.86	DNF	41.18	2:54.86	1 41.18
21	A	Steven POWLESLAND	Citroen Saxo VTR	1	3:03.53	DNF	39.23	3:03.53	1 39.23
11	A	Terry ROUGHTON	Citroen Saxo VTR	0		Starter	0.00		
52	A	James GOULD	Citroen Saxo VTR	0		Starter	0.00		
76	A	Gareth WRIGHT	Peugeot 106 XSi	0		Starter	0.00		
8	A	Wayne HARRIS	Peugeot 106 Rallye	0		Starter	0.00		
84	A	Adam STOKES	Peugeot 106 XSi	0		Starter	0.00		

Fastest Lap

44	A	Nick THORNTON-JONES	Citroen Saxo VTR					1:30.31	4	79.73
----	---	---------------------	------------------	--	--	--	--	---------	---	-------

2-part race. No 8, 11, 52, 76, 84 did not take restart.

Weather / Track: Bright / Dry

Start Time : 15:49

Snetterton 200

21 May 11 16:03

Clerk of Course :	Time Issued :	Chief Timekeeper : Terry Stevens
-------------------	---------------	----------------------------------

THESE RESULTS REMAIN PROVISIONAL FOR A MINIMUM OF 30 MINUTES FROM THE TIME OF ISSUE AND UNTIL ALL JUDICIAL AND TECHNICAL MATTERS HAVE BEEN SETTLED.

Results produced on HS Sports Timing and Results Systems

Lap Chart

Demon Tweeks / Yokohama Stock Hatch Championship - Class A - Race 5 (R

Lap 1		Lap 2		Lap 3		Lap 4		Lap 5		Lap 6		Lap 7		Lap 8		Lap 9		Lap 10	
No	Time	No	Time	No	Time	No	Time	No	Time	No	Time	No	Time	No	Time	No	Time	No	Time
3	1:38.01	3	3:09.39	3	4:40.70	3	6:11.98	3	7:42.83	3	9:13.85	3	10:44.91	3	12:16.03				
41	1:39.00	41	3:10.73	41	4:41.81	41	6:12.75	41	7:44.01	41	9:15.08	41	10:45.86	41	12:16.68				
86	1:39.39	86	3:11.10	86	4:42.19	86	6:13.12	44	7:44.17	44	9:15.46	44	10:46.42	44	12:16.83				
7	1:39.82	7	3:11.54	7	4:42.72	44	6:13.49	86	7:44.71	86	9:16.03	86	10:46.93	86	12:18.21				
44	1:41.37	44	3:11.83	44	4:43.18	7	6:14.36	7	7:45.38	7	9:16.13	7	10:47.48	7	12:18.38				
13	1:42.01	66	3:14.49	66	4:46.56	66	6:18.67	4	7:48.26 *3	66	9:22.18	66	10:53.95	66	12:26.92				
66	1:42.43	54	3:15.37	54	4:48.11	54	6:20.91	66	7:50.27	55	9:25.20	55	10:57.27	55	12:29.71				
54	1:43.02	55	3:17.43	55	4:49.85	55	6:21.59	54	7:53.31	54	9:26.53	54	10:58.69	54	12:30.26				
55	1:44.38	43	3:20.32	43	4:52.98	43	6:25.37	55	7:53.51	43	9:30.26	43	11:03.18	43	12:37.45				
50	1:44.64	25	3:21.80	25	4:55.07	25	6:27.99	43	7:57.53	25	9:33.61	25	11:07.22	25	12:41.53				
43	1:44.84	73	3:21.82	73	4:57.17	73	6:30.16	25	8:00.90	73	9:35.84	73	11:08.38	73	12:41.67				
25	1:45.09	74	3:24.14	69	5:00.67	69	6:33.19	73	8:02.99	69	9:39.74	69	11:12.05	69	12:44.20				
69	1:45.23	32	3:25.68	30	5:00.87	30	6:34.10	69	8:06.26	30	9:39.90	30	11:12.48	13	12:45.70				
47	1:45.89	69	3:25.88	32	5:01.95	32	6:37.11	30	8:06.49	13	9:41.63	13	11:13.03	30	12:45.90				
58	1:46.43	30	3:26.30	58	5:03.24	13	6:37.27	13	8:09.56	58	9:46.51	50	11:23.30	50	13:00.88				
73	1:46.56	58	3:27.30	50	5:03.50	50	6:37.65	50	8:12.46	50	9:47.30	58	11:23.80	58	13:01.01				
74	1:47.07	50	3:27.98	13	5:03.93	58	6:37.96	58	8:12.69	4	9:59.49 *3	46	11:37.35	74	13:13.90				
32	1:49.48	77	3:29.23	77	5:09.23	46	6:47.16	32	8:19.71	46	9:59.73	48	11:37.43	48	13:16.56				
77	1:51.09	13	3:30.96	46	5:09.93	48	6:47.41	46	8:23.37	48	10:01.69	74	11:37.63	46	13:25.20				
30	1:51.34	48	3:31.57	48	5:10.32	74	6:48.22	48	8:23.52	74	10:02.57	4	11:47.68 *3	77	13:30.63				
46	1:52.72	46	3:32.24	74	5:12.66	77	6:54.31	74	8:23.74	77	10:14.69	77	11:52.90	4	13:32.35 *3				
48	1:52.86	88	3:42.79	88	5:27.18	88	7:09.93	77	8:34.75	24	10:29.06	24	12:07.31	24	13:44.82				
88	1:57.77	24	3:49.67	24	5:32.10	24	7:10.89	24	8:50.16	88	10:34.92	88	12:15.90	88	13:59.68				
4	1:59.26	47	4:34.21					88	8:52.43	32	10:38.22								
24	2:03.56																		
35	2:54.86																		
21	3:03.53																		

Demon Tweeks / Yokohama Stock Hatch Championship - Class A

LAP TIMES - Race 5 (Restart)

3	Matt DIGBY										
	Lap	1	2	3	4	5	6	7	8	9	10
	1	1:38.01	1:31.38	1:31.31	1:31.28	1:30.85	1:31.02	1:31.06	1:31.12		
4	Patrick FLETCHER										
	Lap	1	2	3	4	5	6	7	8	9	10
	1	1:59.26	5:49.00	2:11.23	1:48.19	1:44.67					
7	Shaun HAGEN										
	Lap	1	2	3	4	5	6	7	8	9	10
	1	1:39.82	1:31.72	1:31.18	1:31.64	1:31.02	1:30.75	1:31.35	1:30.90		
13	Andrew TIBBS										
	Lap	1	2	3	4	5	6	7	8	9	10
	1	1:42.01	1:48.95	1:32.97	1:33.34	1:32.29	1:32.07	1:31.40	1:32.67		
21	Steven POWLESLAND										
	Lap	1	2	3	4	5	6	7	8	9	10
	1	3:03.53									
24	Kirk DEWELL										
	Lap	1	2	3	4	5	6	7	8	9	10
	1	2:03.56	1:46.11	1:42.43	1:38.79	1:39.27	1:38.90	1:38.25	1:37.51		
25	Pete MORGAN										
	Lap	1	2	3	4	5	6	7	8	9	10
	1	1:45.09	1:36.71	1:33.27	1:32.92	1:32.91	1:32.71	1:33.61	1:34.31		
30	Trevor GREGORY										
	Lap	1	2	3	4	5	6	7	8	9	10
	1	1:51.34	1:34.96	1:34.57	1:33.23	1:32.39	1:33.41	1:32.58	1:33.42		
32	Mark ALDEN										
	Lap	1	2	3	4	5	6	7	8	9	10
	1	1:49.48	1:36.20	1:36.27	1:35.16	1:42.60	2:18.51				
35	Daniel SPENCER										
	Lap	1	2	3	4	5	6	7	8	9	10
	1	2:54.86									
41	Martin WARD										
	Lap	1	2	3	4	5	6	7	8	9	10
	1	1:39.00	1:31.73	1:31.08	1:30.94	1:31.26	1:31.07	1:30.78	1:30.82		
43	Terry BOTTING										
	Lap	1	2	3	4	5	6	7	8	9	10
	1	1:44.84	1:35.48	1:32.66	1:32.39	1:32.16	1:32.73	1:32.92	1:34.27		
44	Nick THORNTON-JONES										
	Lap	1	2	3	4	5	6	7	8	9	10
	1	1:41.37	1:30.46	1:31.35	1:30.31	1:30.68	1:31.29	1:30.96	1:30.41		

46	Liam SARGENT										
	Lap	1	2	3	4	5	6	7	8	9	10
	1	1:52.72	1:39.52	1:37.69	1:37.23	1:36.21	1:36.36	1:37.62	1:47.85		
47	Will SARGENT										
	Lap	1	2	3	4	5	6	7	8	9	10
	1	1:45.89	2:48.32								
48	Mark GATES										
	Lap	1	2	3	4	5	6	7	8	9	10
	1	1:52.86	1:38.71	1:38.75	1:37.09	1:36.11	1:38.17	1:35.74	1:39.13		
50	John GUDGEON										
	Lap	1	2	3	4	5	6	7	8	9	10
	1	1:44.64	1:43.34	1:35.52	1:34.15	1:34.81	1:34.84	1:36.00	1:37.58		
54	Carl SWANN										
	Lap	1	2	3	4	5	6	7	8	9	10
	1	1:43.02	1:32.35	1:32.74	1:32.80	1:32.40	1:33.22	1:32.16	1:31.57		
55	Rory COOPER										
	Lap	1	2	3	4	5	6	7	8	9	10
	1	1:44.38	1:33.05	1:32.42	1:31.74	1:31.92	1:31.69	1:32.07	1:32.44		
58	Paul JARVIS										
	Lap	1	2	3	4	5	6	7	8	9	10
	1	1:46.43	1:40.87	1:35.94	1:34.72	1:34.73	1:33.82	1:37.29	1:37.21		
66	Craig BELL										
	Lap	1	2	3	4	5	6	7	8	9	10
	1	1:42.43	1:32.06	1:32.07	1:32.11	1:31.60	1:31.91	1:31.77	1:32.97		
69	Matt FINCHAM										
	Lap	1	2	3	4	5	6	7	8	9	10
	1	1:45.23	1:40.65	1:34.79	1:32.52	1:33.07	1:33.48	1:32.31	1:32.15		
73	Russell HOLMAN										
	Lap	1	2	3	4	5	6	7	8	9	10
	1	1:46.56	1:35.26	1:35.35	1:32.99	1:32.83	1:32.85	1:32.54	1:33.29		
74	Garry BRANDON										
	Lap	1	2	3	4	5	6	7	8	9	10
	1	1:47.07	1:37.07	1:48.52	1:35.56	1:35.52	1:38.83	1:35.06	1:36.27		
77	Kevin CONDON										
	Lap	1	2	3	4	5	6	7	8	9	10
	1	1:51.09	1:38.14	1:40.00	1:45.08	1:40.44	1:39.94	1:38.21	1:37.73		
86	Jake FARDON										
	Lap	1	2	3	4	5	6	7	8	9	10
	1	1:39.39	1:31.71	1:31.09	1:30.93	1:31.59	1:31.32	1:30.90	1:31.28		
88	Daniel BRUCE										
	Lap	1	2	3	4	5	6	7	8	9	10
	1	1:57.77	1:45.02	1:44.39	1:42.75	1:42.50	1:42.49	1:40.98	1:43.78		



2nd Best Qualifying Times

Demon Tweeks / Yokohama Stock Hatch Championship - Class A

Pos	No	Cl	Name	Car	Time
1	86	A	Jake FARNDON	Citroen Saxo VTR	1:30.84
2	41	A	Martin WARD	Citroen Saxo VTR	1:31.01
3	66	A	Craig BELL	Citroen Saxo VTR	1:31.25
4	44	A	Nick THORNTON-JONES	Citroen Saxo VTR	1:31.39
5	3	A	Matt DIGBY	Peugeot 106 Rallye	1:31.46
6	55	A	Rory COOPER	Citroen Saxo VTR	1:31.50
7	43	A	Terry BOTTING	Citroen Saxo VTR	1:31.67
8	13	A	Andrew TIBBS	Citroen Saxo VTR	1:31.71
9	54	A	Carl SWANN	Citroen Saxo VTR	1:32.32
10	7	A	Shaun HAGEN	Citroen Saxo VTR	1:32.50
11	11	A	Terry ROUGHTON	Citroen Saxo VTR	1:32.51
12	8	A	Wayne HARRIS	Peugeot 106 Rallye	1:32.65
13	30	A	Trevor GREGORY	Citroen Saxo VTR	1:32.71
14	84	A	Adam STOKES	Peugeot 106 XSi	1:32.80
15	52	A	James GOULD	Citroen Saxo VTR	1:32.82
16	50	A	John GUDGEON	Peugeot 106 XSi	1:32.99
17	76	A	Gareth WRIGHT	Peugeot 106 XSi	1:33.26
18	25	A	Pete MORGAN	Citroen Saxo VTR	1:33.41
19	21	A	Steven POWLESLAND	Citroen Saxo VTR	1:33.44
20	4	A	Patrick FLETCHER	Citroen Saxo VTR	1:33.63
21	58	A	Paul JARVIS	Citroen Saxo VTR	1:33.66
22	47	A	Will SARGENT	Citroen Saxo VTR	1:33.84
23	24	A	Kirk DEWELL	Citroen Saxo VTR	1:34.25
24	73	A	Russell HOLMAN	Citroen Saxo VTR	1:34.42
25	69	A	Matt FINCHAM	Citroen Saxo VTR	1:34.67
26	74	A	Garry BRANDON	Citroen Saxo VTR	1:35.23
27	35	A	Daniel SPENCER	Citroen Saxo VTR	1:35.66
28	32	A	Mark ALDEN	Peugeot 106 XSi	1:35.90
29	46	A	Liam SARGENT	Citroen Saxo VTR	1:37.43
30	48	A	Mark GATES	Citroen Saxo VTR	1:40.12
31	77	A	Kevin CONDON	Citroen Saxo VTR	1:43.80
32	88	A	Daniel BRUCE	Citroen Saxo VTR	1:45.52

21 May 11 11:00


Clerk of Course:

Time Issued:

Chief Timekeeper:

Demon Tweeks / Yokohama Stock Hatch Championship - Class A

Race 13

ROW 16		77 01:43.800 Kevin CONDON		88 01:45.520 Daniel BRUCE	
ROW 15	46 01:37.430 Liam SARGENT		48 01:40.120 Mark GATES		
ROW 14		35 01:35.660 Daniel SPENCER		32 01:35.900 Mark ALDEN	
ROW 13	69 01:34.670 Matt FINCHAM		74 01:35.230 Garry BRANDON		
ROW 12		24 01:34.250 Kirk DEWELL		73 01:34.420 Russell HOLMAN	
ROW 11	58 01:33.660 Paul JARVIS		47 01:33.840 Will SARGENT		
ROW 10		21 01:33.440 Steven POWLESLAND		4 01:33.630 Patrick FLETCHER	
ROW 9	76 01:33.260 Gareth WRIGHT		25 01:33.410 Pete MORGAN		
ROW 8		52 01:32.820 James GOULD		50 01:32.990 John GUDGEON	
ROW 7	30 01:32.710 Trevor GREGORY		84 01:32.800 Adam STOKES		
ROW 6		11 01:32.510 Terry ROUGHTON		8 01:32.650 Wayne HARRIS	
ROW 5	54 01:32.320 Carl SWANN		7 01:32.500 Shaun HAGEN		
ROW 4		43 01:31.670 Terry BOTTING		13 01:31.710 Andrew TIBBS	
ROW 3	3 01:31.460 Matt DIGBY		55 01:31.500 Rory COOPER		
ROW 2		66 01:31.250 Craig BELL		44 01:31.390 Nick THORNTON-JONES	
ROW 1	86 01:30.840 Jake FARNDON		41 01:31.010 Martin WARD		
POLE					
					



Provisional Results - Race 13

Demon Tweeks / Yokohama Stock Hatch Championship - Class A

PI	No	Cl	Name	Car	Laps	Time	Behind	MPH	Best Lap on	MPH
1	41	A	Martin WARD	Citroen Saxo VTR	10	15:23.66		77.95	1:30.99	3 79.13
2	66	A	Craig BELL	Citreon Saxo VTR	10	15:23.94	0.28	77.93	1:30.73	9 79.36
3	86	A	Jake FARNDON	Citreon Saxo VTR	10	15:25.44	1.78	77.80	1:30.62	9 79.45
4	7	A	Shaun HAGEN	Citroen Saxo VTR	10	15:29.88	6.22	77.43	1:30.90	7 79.21
5	43	A	Terry BOTTING	Citroen Saxo VTR	10	15:31.00	7.34	77.34	1:31.15	9 78.99
6	55	A	Rory COOPER	Citreon Saxo VTR	10	15:31.47	7.81	77.30	1:30.78	9 79.31
7	8	A	Wayne HARRIS	Peugeot 106 Rallye	10	15:31.76	8.10	77.27	1:30.67	8 79.41
8	13	A	Andrew TIBBS	Citreon Saxo VTR	10	15:31.96	8.30	77.26	1:30.60	8 79.47
9	3	A	Matt DIGBY	Peugeot 106 Rallye	10	15:33.12	9.46	77.16	1:30.94	2 79.17
10	54	A	Carl SWANN	Citroen Saxo VTR	10	15:33.28	9.62	77.15	1:30.42	9 79.63
11	30	A	Trevor GREGORY	Citroen Saxo VTR	10	15:42.12	18.46	76.42	1:32.10	8 78.18
12	25	A	Pete MORGAN	Citroen Saxo VTR	10	15:46.08	22.42	76.10	1:32.48	9 77.85
13	21	A	Steven POWLESLAND	Citroen Saxo VTR	10	15:46.51	22.85	76.07	1:32.39	9 77.93
14	69	A	Matt FINCHAM	Citroen Saxo VTR	10	15:53.54	29.88	75.51	1:32.39	9 77.93
15	84	A	Adam STOKES	Peugeot 106 XSi	10	15:55.28	31.62	75.37	1:32.57	7 77.78
16	73	A	Russell HOLMAN	Citroen Saxo VTR	10	15:55.59	31.93	75.35	1:32.75	6 77.63
17	47	A	Will SARGENT	Citroen Saxo VTR	10	15:57.00	33.34	75.24	1:32.50	7 77.84
18	50	A	John GUDGEON	Peugeot 106 XSi	10	15:57.34	33.68	75.21	1:32.80	10 77.59
19	58	A	Paul JARVIS	Citroen Saxo VTR	10	16:06.67	43.01	74.48	1:33.71	6 76.83
20	4	A	Patrick FLETCHER	Citroen Saxo VTR	10	16:11.88	48.22	74.08	1:32.98	2 77.44
21	74	A	Garry BRANDON	Citroen Saxo VTR	10	16:14.68	51.02	73.87	1:34.09	7 76.52
22	35	A	Daniel SPENCER	Citreon Saxo VTR	10	16:16.81	53.15	73.71	1:34.66	6 76.06
23	77	A	Kevin CONDON	Citroen Saxo VTR	10	16:28.74	1:05.08	72.82	1:35.41	8 75.46
24	48	A	Mark GATES	Citreon Saxo VTR	10	16:29.22	1:05.56	72.78	1:35.88	10 75.09
25	88	A	Daniel BRUCE	Citroen Saxo VTR	10	16:50.64	1:26.98	71.24	1:38.19	6 73.33
26	46	A	Liam SARGENT	Citroen Saxo VTR	9	16:23.95	1 Lap	65.86	1:46.94	7 67.33

Not-Classified

44	A	Nick THORNTON-JONES	Citroen Saxo VTR	7	10:54.40	DNF	77.02	1:30.56	2 79.51
24	A	Kirk DEWELL	Citreon Saxo VTR	4	7:12.73	DNF	66.55	1:35.19	2 75.64

Non-Starters

11	A	Terry ROUGHTON	Citreon Saxo VTR
32	A	Mark ALDEN	Peugeot 106 XSi
52	A	James GOULD	Citreon Saxo VTR
76	A	Gareth WRIGHT	Peugeot 106 XSi

Fastest Lap

54	A	Carl SWANN	Citroen Saxo VTR	1:30.42	9 79.63
----	---	------------	------------------	---------	---------

Weather / Track: Cloudy / Dry

Start Time : 12:29

Snetterton 200

22 May 11 12:44

Clerk of Course :	Time Issued :	Chief Timekeeper : Terry Stevens
-------------------	---------------	----------------------------------

THESE RESULTS REMAIN PROVISIONAL FOR A MINIMUM OF 30 MINUTES FROM THE TIME OF ISSUE AND UNTIL ALL JUDICIAL AND TECHNICAL MATTERS HAVE BEEN SETTLED.

Results produced on HS Sports Timing and Results Systems

Lap Chart

Demon Tweeks / Yokohama Stock Hatch Championship - Class A - Race 13

Lap 1		Lap 2		Lap 3		Lap 4		Lap 5		Lap 6		Lap 7		Lap 8		Lap 9		Lap 10	
No	Time	No	Time	No	Time	No	Time	No	Time	No	Time	No	Time	No	Time	No	Time	No	Time
86	1:39.75	86	3:10.86	86	4:41.93	86	6:13.57	41	7:45.42	41	9:17.07	41	10:49.19	41	12:20.76	41	13:51.85	41	15:23.66
41	1:40.01	41	3:11.34	41	4:42.33	41	6:13.64	86	7:46.22	86	9:17.32	66	10:50.14	86	12:21.51	86	13:52.13	66	15:23.94
66	1:40.92	66	3:12.30	66	4:43.57	66	6:14.64	66	7:46.69	66	9:17.45	86	10:50.21	66	12:21.63	66	13:52.36	86	15:25.44
3	1:42.00	3	3:12.94	3	4:44.02	44	6:15.38	44	7:47.09	44	9:19.37	44	10:54.40	7	12:25.63	7	13:57.44	7	15:29.88
44	1:43.18	44	3:13.74	44	4:44.59	7	6:20.75	7	7:52.80	7	9:23.75	7	10:54.65	43	12:27.77	43	13:58.92	43	15:31.00
43	1:43.53	43	3:15.69	43	4:47.92	43	6:21.36	43	7:53.07	43	9:24.66	43	10:56.22	55	12:29.09	55	13:59.87	55	15:31.47
8	1:43.68	7	3:15.89	7	4:48.02	55	6:21.73	55	7:53.61	13	9:25.31	55	10:58.20	8	12:29.37	8	14:00.15	8	15:31.76
7	1:43.88	55	3:16.37	55	4:48.77	13	6:22.30	13	7:54.22	55	9:25.32	8	10:58.70	13	12:29.84	13	14:00.53	13	15:31.96
55	1:44.20	13	3:16.98	13	4:48.84	3	6:22.51	3	7:54.83	3	9:25.77	13	10:59.24	3	12:30.66	3	14:01.76	3	15:33.12
13	1:44.60	4	3:18.62	8	4:51.23	8	6:22.75	8	7:55.06	8	9:26.02	3	10:59.39	54	12:31.48	54	14:01.90	54	15:33.28
30	1:45.04	8	3:18.84	4	4:51.88	30	6:25.69	54	7:57.93	54	9:29.54	46	11:00.09 *1	30	12:36.09	30	14:08.93	30	15:42.12
4	1:45.64	30	3:20.06	30	4:52.62	4	6:25.89	30	7:58.54	30	9:30.98	54	11:00.57	25	12:40.09	25	14:12.57	25	15:46.08
54	1:45.81	21	3:20.53	21	4:53.14	54	6:26.06	21	7:59.88	21	9:33.73	30	11:03.99	21	12:41.27	21	14:13.66	21	15:46.51
25	1:46.14	54	3:21.58	54	4:53.33	21	6:26.39	25	8:00.13	25	9:34.14	25	11:07.18	69	12:46.09	69	14:18.48	69	15:53.54
21	1:46.35	25	3:22.05	25	4:54.60	25	6:27.11	4	8:01.16	4	9:36.08	21	11:07.49	46	12:47.03 *1	84	14:21.40	84	15:55.28
50	1:46.74	50	3:22.85	84	4:58.00	69	6:33.47	69	8:07.08	69	9:40.07	4	11:11.87	84	12:48.03	73	14:22.56	73	15:55.59
84	1:47.45	84	3:22.97	69	4:58.76	84	6:33.78	84	8:08.39	84	9:42.03	69	11:13.29	73	12:48.50	47	14:23.77	47	15:57.00
73	1:48.30	24	3:23.65	50	4:58.79	73	6:34.37	50	8:09.35	73	9:42.38	84	11:14.60	4	12:49.95	50	14:24.54	50	15:57.34
24	1:48.46	73	3:23.92	73	4:59.07	50	6:34.65	73	8:09.63	50	9:42.68	73	11:15.24	47	12:50.20	4	14:31.02	58	16:06.67
69	1:49.31	69	3:24.52	47	5:02.62	47	6:37.44	47	8:11.62	47	9:44.67	50	11:16.13	50	12:50.33	58	14:31.81	4	16:11.88
35	1:49.97	74	3:26.00	35	5:03.31	58	6:40.06	58	8:14.96	58	9:48.67	47	11:17.17	58	12:57.26	46	14:35.97 *1	74	16:14.68
74	1:50.11	35	3:26.04	58	5:03.69	35	6:40.16	35	8:18.17	35	9:52.83	58	11:22.75	35	13:03.81	35	14:39.89	35	16:16.81
58	1:50.11	47	3:26.40	48	5:08.79	74	6:47.34	74	8:22.22	74	9:57.14	35	11:28.13	74	13:05.43	74	14:40.00	46	16:23.95 *1
47	1:50.28	58	3:26.96	24	5:09.12	48	6:47.36	48	8:26.32	48	10:03.29	74	11:31.23	77	13:16.18	77	14:52.04	77	16:28.74
77	1:51.61	77	3:29.67	77	5:10.20	77	6:49.86	77	8:27.34	77	10:03.72	48	11:40.61	48	13:17.16	48	14:53.34	48	16:29.22
48	1:52.57	48	3:30.49	74	5:10.23	88	6:55.77	88	8:34.80	88	10:12.99	77	11:40.77	88	13:30.96	88	15:10.96	88	16:50.64
88	1:54.09	88	3:35.05	88	5:15.69	24	7:12.73	46	9:09.60			88	11:51.93						
46	1:59.16	46	3:46.72	46	5:34.35	46	7:21.63												

Demon Tweeks / Yokohama Stock Hatch Championship - Class A

LAP TIMES - Race 13

3	Matt DIGBY										
	Lap	1	2	3	4	5	6	7	8	9	10
	1	1:42.00	1:30.94	1:31.08	1:38.49	1:32.32	1:30.94	1:33.62	1:31.27	1:31.10	1:31.36
4	Patrick FLETCHER										
	Lap	1	2	3	4	5	6	7	8	9	10
	1	1:45.64	1:32.98	1:33.26	1:34.01	1:35.27	1:34.92	1:35.79	1:38.08	1:41.07	1:40.86
7	Shaun HAGEN										
	Lap	1	2	3	4	5	6	7	8	9	10
	1	1:43.88	1:32.01	1:32.13	1:32.73	1:32.05	1:30.95	1:30.90	1:30.98	1:31.81	1:32.44
8	Wayne HARRIS										
	Lap	1	2	3	4	5	6	7	8	9	10
	1	1:43.68	1:35.16	1:32.39	1:31.52	1:32.31	1:30.96	1:32.68	1:30.67	1:30.78	1:31.61
13	Andrew TIBBS										
	Lap	1	2	3	4	5	6	7	8	9	10
	1	1:44.60	1:32.38	1:31.86	1:33.46	1:31.92	1:31.09	1:33.93	1:30.60	1:30.69	1:31.43
21	Steven POWLESLAND										
	Lap	1	2	3	4	5	6	7	8	9	10
	1	1:46.35	1:34.18	1:32.61	1:33.25	1:33.49	1:33.85	1:33.76	1:33.78	1:32.39	1:32.85
24	Kirk DEWELL										
	Lap	1	2	3	4	5	6	7	8	9	10
	1	1:48.46	1:35.19	1:45.47	2:03.61						
25	Pete MORGAN										
	Lap	1	2	3	4	5	6	7	8	9	10
	1	1:46.14	1:35.91	1:32.55	1:32.51	1:33.02	1:34.01	1:33.04	1:32.91	1:32.48	1:33.51
30	Trevor GREGORY										
	Lap	1	2	3	4	5	6	7	8	9	10
	1	1:45.04	1:35.02	1:32.56	1:33.07	1:32.85	1:32.44	1:33.01	1:32.10	1:32.84	1:33.19
35	Daniel SPENCER										
	Lap	1	2	3	4	5	6	7	8	9	10
	1	1:49.97	1:36.07	1:37.27	1:36.85	1:38.01	1:34.66	1:35.30	1:35.68	1:36.08	1:36.92
41	Martin WARD										
	Lap	1	2	3	4	5	6	7	8	9	10
	1	1:40.01	1:31.33	1:30.99	1:31.31	1:31.78	1:31.65	1:32.12	1:31.57	1:31.09	1:31.81
43	Terry BOTTING										
	Lap	1	2	3	4	5	6	7	8	9	10
	1	1:43.53	1:32.16	1:32.23	1:33.44	1:31.71	1:31.59	1:31.56	1:31.55	1:31.15	1:32.08
44	Nick THORNTON-JONES										
	Lap	1	2	3	4	5	6	7	8	9	10
	1	1:43.18	1:30.56	1:30.85	1:30.79	1:31.71	1:32.28	1:35.03			

46	Liam SARGENT										
	Lap	1	2	3	4	5	6	7	8	9	10
	1	1:59.16	1:47.56	1:47.63	1:47.28	1:47.97	1:50.49	1:46.94	1:48.94	1:47.98	
47	Will SARGENT										
	Lap	1	2	3	4	5	6	7	8	9	10
	1	1:50.28	1:36.12	1:36.22	1:34.82	1:34.18	1:33.05	1:32.50	1:33.03	1:33.57	1:33.23
48	Mark GATES										
	Lap	1	2	3	4	5	6	7	8	9	10
	1	1:52.57	1:37.92	1:38.30	1:38.57	1:38.96	1:36.97	1:37.32	1:36.55	1:36.18	1:35.88
50	John GUDGEON										
	Lap	1	2	3	4	5	6	7	8	9	10
	1	1:46.74	1:36.11	1:35.94	1:35.86	1:34.70	1:33.33	1:33.45	1:34.20	1:34.21	1:32.80
54	Carl SWANN										
	Lap	1	2	3	4	5	6	7	8	9	10
	1	1:45.81	1:35.77	1:31.75	1:32.73	1:31.87	1:31.61	1:31.03	1:30.91	1:30.42	1:31.38
55	Rory COOPER										
	Lap	1	2	3	4	5	6	7	8	9	10
	1	1:44.20	1:32.17	1:32.40	1:32.96	1:31.88	1:31.71	1:32.88	1:30.89	1:30.78	1:31.60
58	Paul JARVIS										
	Lap	1	2	3	4	5	6	7	8	9	10
	1	1:50.11	1:36.85	1:36.73	1:36.37	1:34.90	1:33.71	1:34.08	1:34.51	1:34.55	1:34.86
66	Craig BELL										
	Lap	1	2	3	4	5	6	7	8	9	10
	1	1:40.92	1:31.38	1:31.27	1:31.07	1:32.05	1:30.76	1:32.69	1:31.49	1:30.73	1:31.58
69	Matt FINCHAM										
	Lap	1	2	3	4	5	6	7	8	9	10
	1	1:49.31	1:35.21	1:34.24	1:34.71	1:33.61	1:32.99	1:33.22	1:32.80	1:32.39	1:35.06
73	Russell HOLMAN										
	Lap	1	2	3	4	5	6	7	8	9	10
	1	1:48.30	1:35.62	1:35.15	1:35.30	1:35.26	1:32.75	1:32.86	1:33.26	1:34.06	1:33.03
74	Garry BRANDON										
	Lap	1	2	3	4	5	6	7	8	9	10
	1	1:50.11	1:35.89	1:44.23	1:37.11	1:34.88	1:34.92	1:34.09	1:34.20	1:34.57	1:34.68
77	Kevin CONDON										
	Lap	1	2	3	4	5	6	7	8	9	10
	1	1:51.61	1:38.06	1:40.53	1:39.66	1:37.48	1:36.38	1:37.05	1:35.41	1:35.86	1:36.70
84	Adam STOKES										
	Lap	1	2	3	4	5	6	7	8	9	10
	1	1:47.45	1:35.52	1:35.03	1:35.78	1:34.61	1:33.64	1:32.57	1:33.43	1:33.37	1:33.88
86	Jake FARDON										
	Lap	1	2	3	4	5	6	7	8	9	10
	1	1:39.75	1:31.11	1:31.07	1:31.64	1:32.65	1:31.10	1:32.89	1:31.30	1:30.62	1:33.31

88 Daniel BRUCE

Lap	1	2	3	4	5	6	7	8	9	10
1	1:54.09	1:40.96	1:40.64	1:40.08	1:39.03	1:38.19	1:38.94	1:39.03	1:40.00	1:39.68



P7 - Provisional Qualifying Times for Races 7 & 11

Demon Tweeks / Yokohama Stock Hatch Championship - Class B

Pl	No	Cl	Name	Car	Laps	Time on Lap	Behind	MPH	
1	26	B	Matt ROZIER	Peugeot 205 GTi	9	1:32.90	8	77.50	
2	79	B	Andrew LIGHTFOOT	Ford Fiesta XR2	10	1:33.02	6	0.12	77.40
3	57	B	Derek ROZIER	Peugeot 205 GTi	9	1:33.65	9	0.75	76.88
4	88	B	Martin CAYZER	Ford Fiesta XR2	10	1:33.69	10	0.79	76.85
5	45	B	Andy PHILPOTTS	Ford Fiesta XR2i	9	1:33.76	8	0.86	76.79
6	95	B	Edward COOPER	Vauxhall Nova Gsi	9	1:33.77	9	0.87	76.78
7	71	B	Pip HAMMOND	Vauxhall Nova GTE	10	1:33.77	10	0.87	76.78
8	90	B	Martyn FOWDREY	Ford Fiesta XR2	10	1:34.41	8	1.51	76.26
9	61	B	Stephen AYRES	Ford Fiesta XR2	9	1:34.82	8	1.92	75.93
10	33	B	Mark TOWNSEND	Vauxhall Nova Gsi	9	1:35.85	6	2.95	75.12
11	40	B	Paul THORPE/NO TRANSPONDER	Ford Fiesta XR2i	9	1:36.02	8	3.12	74.98
12	38	B	Sarah NIBLETT	Peugeot 205 GTi	9	1:36.12	9	3.22	74.91
13	63	B	Richard GIBSON	Ford Fiesta XR2	10	1:36.18	10	3.28	74.86
14	64	B	Bill PARIERA	Citroen AX GTi	9	1:36.19	8	3.29	74.85
15	67	B	Matthew STUBINGTON	Peugeot 205 GTi	9	1:36.46	9	3.56	74.64
16	37	B	Keith MORGAN	Suzuki Swift GTi	9	1:36.91	9	4.01	74.30
17	59	B	Daniel GIBSON	Ford Fiesta XR2	8	1:37.87	7	4.97	73.57
18	34	B	Mark WEBSTER	Ford Fiesta XR2	9	1:38.17	8	5.27	73.34

No 40 - No transponder signal detected

Weather / Track: Sunny / Dry

Start Time : 11:22

Snetterton 200

21 May 11 11:39

Clerk of Course :	Time Issued :	Chief Timekeeper : Terry Stevens
-------------------	---------------	----------------------------------

THESE RESULTS REMAIN PROVISIONAL FOR A MINIMUM OF 30 MINUTES FROM THE TIME OF ISSUE AND UNTIL ALL JUDICIAL AND TECHNICAL MATTERS HAVE BEEN SETTLED.

Results produced on HS Sports Timing and Results Systems. Results online at www.750MC.co.uk

Demon Tweeks / Yokohama Stock Hatch Championship - Class B

LAP TIMES - P7 - Provisional Qualifying Times for Races 7 & 11

26	Matt ROZIER										
Lap	1	2	3	4	5	6	7	8	9	10	
1	2:35.43	1:38.63	1:38.35	1:34.15	1:34.57	1:35.65	1:33.22	1:32.90	1:35.08		
33	Mark TOWNSEND										
Lap	1	2	3	4	5	6	7	8	9	10	
1	2:26.56	1:40.82	1:40.28	1:38.50	1:36.71	1:35.85	1:37.24	1:36.73	1:36.60		
34	Mark WEBSTER										
Lap	1	2	3	4	5	6	7	8	9	10	
1	2:10.84	1:42.13	1:40.25	1:43.52	1:39.79	1:49.69	1:39.97	1:38.17	1:38.24		
37	Keith MORGAN										
Lap	1	2	3	4	5	6	7	8	9	10	
1	2:32.39	1:40.86	1:40.09	1:45.62	1:37.56	1:37.55	1:37.23	1:37.36	1:36.91		
38	Sarah NIBLETT										
Lap	1	2	3	4	5	6	7	8	9	10	
1	2:19.93	1:37.57	1:36.84	1:37.78	1:37.53	1:37.31	1:36.71	1:36.80	1:36.12		
40	Paul THORPE										
Lap	1	2	3	4	5	6	7	8	9	10	
1	2:27.58	1:39.40	1:37.47	1:37.65	1:37.94	1:37.95	1:37.35	1:36.02	1:36.53		
45	Andy PHILPOTTS										
Lap	1	2	3	4	5	6	7	8	9	10	
1	2:28.76	1:39.93	1:37.98	1:36.62	1:35.72	1:35.02	1:34.40	1:33.76	1:35.00		
57	Derek ROZIER										
Lap	1	2	3	4	5	6	7	8	9	10	
1	2:32.70	1:38.88	1:36.28	1:36.09	1:35.72	1:35.90	1:36.48	1:33.90	1:33.65		
59	Daniel GIBSON										
Lap	1	2	3	4	5	6	7	8	9	10	
1	4:20.95	1:52.95	1:47.21	1:44.62	1:47.43	1:38.15	1:37.87	1:38.78			
61	Stephen AYRES										
Lap	1	2	3	4	5	6	7	8	9	10	
1	2:25.07	1:54.71	1:41.48	1:36.46	1:35.42	1:35.18	1:35.35	1:34.82	1:39.60		
63	Richard GIBSON										
Lap	1	2	3	4	5	6	7	8	9	10	
1	1:52.45	1:39.20	1:37.53	1:37.72	1:37.17	1:37.20	1:36.76	1:36.87	1:36.25	1:36.18	
64	Bill PARIERA										
Lap	1	2	3	4	5	6	7	8	9	10	
1	2:28.30	1:44.35	1:38.64	1:37.44	1:36.57	1:40.26	1:40.52	1:36.19	1:37.20		
67	Matthew STUBINGTON										
Lap	1	2	3	4	5	6	7	8	9	10	
1	2:30.41	1:41.27	1:37.48	1:37.69	1:37.28	1:37.32	1:37.07	1:36.96	1:36.46		

71 Pip HAMMOND

Lap	1	2	3	4	5	6	7	8	9	10
1	1:50.09	1:38.63	1:38.09	1:38.69	1:35.69	1:35.37	1:39.22	1:35.35	1:34.83	1:33.77

79 Andrew LIGHTFOOT

Lap	1	2	3	4	5	6	7	8	9	10
1	1:56.76	1:34.68	1:34.25	1:38.16	1:33.88	1:33.02	1:34.18	1:34.77	1:33.85	1:34.16

88 Martin CAYZER


Lap	1	2	3	4	5	6	7	8	9	10
1	1:48.82	1:36.41	1:36.96	1:34.69	1:35.29	1:34.99	1:34.36	1:34.22	1:35.29	1:33.69

90 Martyn FOWDREY


Lap	1	2	3	4	5	6	7	8	9	10
1	1:52.75	1:35.87	1:36.71	1:36.32	1:35.09	1:39.20	1:34.87	1:34.41	1:34.76	1:34.57

95 Edward COOPER

Lap	1	2	3	4	5	6	7	8	9	10
1	2:30.83	1:39.25	1:36.81	1:35.96	1:37.37	1:36.00	1:34.70	1:34.59	1:33.77	



RACE GRID



Demon Tweeks / Yokohama Stock Hatch Championship - Class B

Race 7

ROW 10					
		19		20	
ROW 9	34 01:38.170 Mark WEBSTER		59 01:37.870 Daniel GIBSON		
	17		18		
ROW 8		67 01:36.460 Matthew STUBINGTON		37 01:36.910 Keith MORGAN	
		15		16	
ROW 7	63 01:36.180 Richard GIBSON		64 01:36.190 Bill PARIERA		
	13		14		
ROW 6		40 01:36.020 Paul THORPE		38 01:36.120 Sarah NIBLETT	
		11		12	
ROW 5	61 01:34.820 Stephen AYRES		33 01:35.850 Mark TOWNSEND		
	9		10		
ROW 4		71 01:33.770 Pip HAMMOND		90 01:34.410 Martyn FOWDREY	
		7		8	
ROW 3	45 01:33.760 Andy PHILPOTTS		95 01:33.770 Edward COOPER		
	5		6		
ROW 2		57 01:33.650 Derek ROZIER		88 01:33.690 Martin CAYZER	
		3		4	
ROW 1	26 01:32.900 Matt ROZIER		79 01:33.020 Andrew LIGHTFOOT		
	1		2		
POLE					

No 59 - grid position penalty from previous race



Provisional Results - Race 7

Demon Tweeks / Yokohama Stock Hatch Championship - Class B

Pl	No	Cl	Name	Car	Laps	Time	Behind	MPH	Best Lap on	MPH
1	26	B	Matt ROZIER	Peugeot 205 GTi	10	15:46.41		76.08	1:33.14	7 77.30
2	79	B	Andrew LIGHTFOOT	Ford Fiesta XR2	10	15:51.99	5.58	75.63	1:32.83	7 77.56
3	88	B	Martin CAYZER	Ford Fiesta XR2	10	15:55.56	9.15	75.35	1:33.22	4 77.24
4	90	B	Martyn FOWDREY	Ford Fiesta XR2	10	16:06.30	19.89	74.51	1:34.70	6 76.03
5	95	B	Edward COOPER	Vauxhall Nova Gsi	10	16:06.42	20.01	74.50	1:34.19	9 76.44
6	71	B	Pip HAMMOND	Vauxhall Nova GTE	10	16:06.45	20.04	74.50	1:34.61	5 76.10
7	57	B	Derek ROZIER	Peugeot 205 GTi	10	16:07.33	20.92	74.43	1:33.70	4 76.84
8	61	B	Stephen AYRES	Ford Fiesta XR2	10	16:10.15	23.74	74.22	1:34.80	8 75.95
9	45	B	Andy PHILPOTTS	Ford Fiesta XR2i	10	16:14.90	28.49	73.85	1:33.62	4 76.91
10	40	B	Paul THORPE	Ford Fiesta XR2i	10	16:21.99	35.58	73.32	1:35.82	5 75.14
11	64	B	Bill PARIERA	Citroen AX GTi	10	16:26.70	40.29	72.97	1:36.21	10 74.84
12	67	B	Matthew STUBINGTON	Peugeot 205 GTi	10	16:27.84	41.43	72.89	1:36.23	8 74.82
13	63	B	Richard GIBSON	Ford Fiesta XR2	10	16:28.20	41.79	72.86	1:36.74	8 74.43
14	33	B	Mark TOWNSEND	Vauxhall Nova Gsi	10	16:28.94	42.53	72.81	1:36.05	7 74.96
15	59	B	Daniel GIBSON	Ford Fiesta XR2	10	16:30.15	43.74	72.72	1:36.43	8 74.67
16	34	B	Mark WEBSTER	Ford Fiesta XR2	10	16:30.54	44.13	72.69	1:35.95	8 75.04
17	37	B	Keith MORGAN	Suzuki Swift GTi	10	16:38.33	51.92	72.12	1:35.81	4 75.15

Not-Classified

38	B	Sarah NIBLETT	Peugeot 205 GTi	9	14:43.34	DNF	73.36	1:35.28	4	75.57
----	---	---------------	-----------------	---	----------	-----	-------	---------	---	-------

Fastest Lap

79	B	Andrew LIGHTFOOT	Ford Fiesta XR2					1:32.83	7	77.56 Rec
----	---	------------------	-----------------	--	--	--	--	---------	---	-----------

Weather / Track: Bright / Dry

Start Time : 16:39

Snetterton 200

21 May 11 16:55

Clerk of Course :	Time Issued :	Chief Timekeeper : Terry Stevens
-------------------	---------------	----------------------------------

THESE RESULTS REMAIN PROVISIONAL FOR A MINIMUM OF 30 MINUTES FROM THE TIME OF ISSUE AND UNTIL ALL JUDICIAL AND TECHNICAL MATTERS HAVE BEEN SETTLED.

Results produced on HS Sports Timing and Results Systems

Lap Chart

Demon Tweeks / Yokohama Stock Hatch Championship - Class B - Race 7

Lap 1		Lap 2		Lap 3		Lap 4		Lap 5		Lap 6		Lap 7		Lap 8		Lap 9		Lap 10	
No	Time	No	Time	No	Time	No	Time	No	Time	No	Time	No	Time	No	Time	No	Time	No	Time
26	1:43.78	26	3:17.69	26	4:51.31	26	6:24.90	26	7:58.63	26	9:31.85	26	11:04.99	26	12:38.49	26	14:12.05	26	15:46.41
79	1:44.05	79	3:18.30	79	4:52.66	79	6:26.08	79	7:59.56	79	9:32.95	79	11:05.78	79	12:42.20	79	14:16.95	79	15:51.99
71	1:45.33	90	3:21.76	88	4:55.97	88	6:29.19	88	8:02.44	88	9:36.36	88	11:10.51	88	12:45.75	88	14:19.75	88	15:55.56
57	1:45.38	88	3:22.13	90	4:56.95	57	6:31.23	45	8:07.68	45	9:42.68	45	11:17.19	45	12:54.08	90	14:30.40	90	16:06.30
90	1:45.77	57	3:22.73	57	4:57.53	90	6:31.93	90	8:09.24	90	9:43.94	90	11:19.34	90	12:54.41	45	14:30.67	95	16:06.42
88	1:46.09	45	3:23.36	45	4:58.86	45	6:32.48	71	8:10.17	95	9:45.43	61	11:21.46	61	12:56.26	95	14:31.13	71	16:06.45
45	1:46.10	71	3:23.48	95	4:59.64	95	6:34.53	95	8:10.19	61	9:45.55	95	11:22.04	95	12:56.94	71	14:31.80	57	16:07.33
61	1:47.86	61	3:24.00	61	4:59.70	61	6:34.81	61	8:10.34	57	9:45.79	57	11:22.12	71	12:57.19	57	14:32.56	61	16:10.15
95	1:48.95	95	3:24.65	71	5:00.27	71	6:35.56	57	8:11.23	71	9:46.35	71	11:22.13	57	12:58.02	61	14:34.58	45	16:14.90
38	1:49.35	38	3:25.41	38	5:01.59	38	6:36.87	38	8:13.20	38	9:51.43	38	11:28.94	38	13:06.06	38	14:43.34	40	16:21.99
40	1:50.22	40	3:27.69	40	5:03.71	40	6:39.89	40	8:15.71	40	9:52.42	40	11:29.32	40	13:06.75	40	14:43.45	64	16:26.70
33	1:50.56	33	3:28.00	64	5:05.55	64	6:42.21	64	8:19.01	64	9:56.12	64	11:34.45	64	13:11.20	64	14:50.49	67	16:27.84
67	1:51.13	64	3:28.00	33	5:06.69	67	6:43.41	63	8:21.06	33	9:59.17	33	11:35.22	67	13:11.99	67	14:51.14	63	16:28.20
64	1:51.39	67	3:28.12	67	5:07.06	33	6:43.59	33	8:21.23	67	9:59.34	67	11:35.76	33	13:12.38	63	14:51.31	33	16:28.94
63	1:52.32	34	3:28.77	63	5:07.25	63	6:44.03	67	8:21.36	63	9:59.37	63	11:36.14	63	13:12.88	33	14:51.51	59	16:30.15
34	1:52.37	63	3:29.69	34	5:08.15	34	6:46.79	34	8:23.34	34	10:00.10	34	11:37.61	34	13:13.56	34	14:51.88	34	16:30.54
59	1:53.65	59	3:30.53	59	5:08.54	59	6:48.80	59	8:26.41	59	10:03.19	59	11:40.00	59	13:16.43	59	14:53.40	59	16:38.33
37	2:03.44	37	3:40.38	37	5:17.34	37	6:53.15	37	8:29.50	37	10:05.76	37	11:45.93	37	13:22.53	37	14:59.86		

Demon Tweeks / Yokohama Stock Hatch Championship - Class B

LAP TIMES - Race 7

26	Matt ROZIER										
	Lap	1	2	3	4	5	6	7	8	9	10
	1	1:43.78	1:33.91	1:33.62	1:33.59	1:33.73	1:33.22	1:33.14	1:33.50	1:33.56	1:34.36
33	Mark TOWNSEND										
	Lap	1	2	3	4	5	6	7	8	9	10
	1	1:50.56	1:37.44	1:38.69	1:36.90	1:37.64	1:37.94	1:36.05	1:37.16	1:39.13	1:37.43
34	Mark WEBSTER										
	Lap	1	2	3	4	5	6	7	8	9	10
	1	1:52.37	1:36.40	1:39.38	1:38.64	1:36.55	1:36.76	1:37.51	1:35.95	1:38.32	1:38.66
37	Keith MORGAN										
	Lap	1	2	3	4	5	6	7	8	9	10
	1	2:03.44	1:36.94	1:36.96	1:35.81	1:36.35	1:36.26	1:40.17	1:36.60	1:37.33	1:38.47
38	Sarah NIBLETT										
	Lap	1	2	3	4	5	6	7	8	9	10
	1	1:49.35	1:36.06	1:36.18	1:35.28	1:36.33	1:38.23	1:37.51	1:37.12	1:37.28	
40	Paul THORPE										
	Lap	1	2	3	4	5	6	7	8	9	10
	1	1:50.22	1:37.47	1:36.02	1:36.18	1:35.82	1:36.71	1:36.90	1:37.43	1:36.70	1:38.54
45	Andy PHILPOTTS										
	Lap	1	2	3	4	5	6	7	8	9	10
	1	1:46.10	1:37.26	1:35.50	1:33.62	1:35.20	1:35.00	1:34.51	1:36.89	1:36.59	1:44.23
57	Derek ROZIER										
	Lap	1	2	3	4	5	6	7	8	9	10
	1	1:45.38	1:37.35	1:34.80	1:33.70	1:40.00	1:34.56	1:36.33	1:35.90	1:34.54	1:34.77
59	Daniel GIBSON										
	Lap	1	2	3	4	5	6	7	8	9	10
	1	1:53.65	1:36.88	1:38.01	1:40.26	1:37.61	1:36.78	1:36.81	1:36.43	1:36.97	1:36.75
61	Stephen AYRES										
	Lap	1	2	3	4	5	6	7	8	9	10
	1	1:47.86	1:36.14	1:35.70	1:35.11	1:35.53	1:35.21	1:35.91	1:34.80	1:38.32	1:35.57
63	Richard GIBSON										
	Lap	1	2	3	4	5	6	7	8	9	10
	1	1:52.32	1:37.37	1:37.56	1:36.78	1:37.03	1:38.31	1:36.77	1:36.74	1:38.43	1:36.89
64	Bill PARIERA										
	Lap	1	2	3	4	5	6	7	8	9	10
	1	1:51.39	1:36.61	1:37.55	1:36.66	1:36.80	1:37.11	1:38.33	1:36.75	1:39.29	1:36.21
67	Matthew STUBINGTON										
	Lap	1	2	3	4	5	6	7	8	9	10
	1	1:51.13	1:36.99	1:38.94	1:36.35	1:37.95	1:37.98	1:36.42	1:36.23	1:39.15	1:36.70

71 Pip HAMMOND

Lap	1	2	3	4	5	6	7	8	9	10
1	1:45.33	1:38.15	1:36.79	1:35.29	1:34.61	1:36.18	1:35.78	1:35.06	1:34.61	1:34.65

79 Andrew LIGHTFOOT

Lap	1	2	3	4	5	6	7	8	9	10
1	1:44.05	1:34.25	1:34.36	1:33.42	1:33.48	1:33.39	1:32.83	1:36.42	1:34.75	1:35.04

88 Martin CAYZER

Lap	1	2	3	4	5	6	7	8	9	10
1	1:46.09	1:36.04	1:33.84	1:33.22	1:33.25	1:33.92	1:34.15	1:35.24	1:34.00	1:35.81

90 Martyn FOWDREY

Lap	1	2	3	4	5	6	7	8	9	10
1	1:45.77	1:35.99	1:35.19	1:34.98	1:37.31	1:34.70	1:35.40	1:35.07	1:35.99	1:35.90

95 Edward COOPER

Lap	1	2	3	4	5	6	7	8	9	10
1	1:48.95	1:35.70	1:34.99	1:34.89	1:35.66	1:35.24	1:36.61	1:34.90	1:34.19	1:35.29



2nd Best Qualifying Times

Demon Tweeks / Yokohama Stock Hatch Championship - Class B


Pos	No	Cl	Name	Car	Time
1	26	B	Matt ROZIER	Peugeot 205 GTi	1:33.22
2	79	B	Andrew LIGHTFOOT	Ford Fiesta XR2	1:33.85
3	57	B	Derek ROZIER	Peugeot 205 GTi	1:33.90
4	88	B	Martin CAYZER	Ford Fiesta XR2	1:34.22
5	45	B	Andy PHILPOTTS	Ford Fiesta XR2i	1:34.40
6	90	B	Martyn FOWDREY	Ford Fiesta XR2	1:34.57
7	95	B	Edward COOPER	Vauxhall Nova Gsi	1:34.59
8	71	B	Pip HAMMOND	Vauxhall Nova GTE	1:34.83
9	61	B	Stephen AYRES	Ford Fiesta XR2	1:35.18
10	63	B	Richard GIBSON	Ford Fiesta XR2	1:36.25
11	40	B	Paul THORPE	Ford Fiesta XR2i	1:36.53
12	64	B	Bill PARIERA	Citroen AX GTi	1:36.57
13	33	B	Mark TOWNSEND	Vauxhall Nova Gsi	1:36.60
14	38	B	Sarah NIBLETT	Peugeot 205 GTi	1:36.71
15	67	B	Matthew STUBINGTON	Peugeot 205 GTi	1:36.96
16	37	B	Keith MORGAN	Suzuki Swift GTi	1:37.23
17	59	B	Daniel GIBSON	Ford Fiesta XR2	1:38.15
18	34	B	Mark WEBSTER	Ford Fiesta XR2	1:38.24

21 May 11 11:41


Clerk of Course:

Time Issued:

Chief Timekeeper:



RACE GRID



Demon Tweeks / Yokohama Stock Hatch Championship - Class B

Race 11

ROW 10					
		19		20	
ROW 9	59 01:38.150 Daniel GIBSON 17		34 01:38.240 Mark WEBSTER 18		
ROW 8		67 01:36.960 Matthew STUBINGTON 15		37 01:37.230 Keith MORGAN 16	
ROW 7	33 01:36.600 Mark TOWNSEND 13		38 01:36.710 Sarah NIBLETT 14		
ROW 6		40 01:36.530 Paul THORPE 11		64 01:36.570 Bill PARIERA 12	
ROW 5	61 01:35.180 Stephen AYRES 9		63 01:36.250 Richard GIBSON 10		
ROW 4		95 01:34.590 Edward COOPER 7		71 01:34.830 Pip HAMMOND 8	
ROW 3	45 01:34.400 Andy PHILPOTTS 5		90 01:34.570 Martyn FOWDREY 6		
ROW 2		57 01:33.900 Derek ROZIER 3		88 01:34.220 Martin CAYZER 4	
ROW 1	26 01:33.220 Matt ROZIER 1		79 01:33.850 Andrew LIGHTFOOT 2		
	POLE				



Provisional Results - Race 11

Demon Tweeks / Yokohama Stock Hatch Championship - Class B

Pl	No	Cl	Name	Car	Laps	Time	Behind	MPH	Best Lap on	MPH
1	79	B	Andrew LIGHTFOOT	Ford Fiesta XR2	8	12:36.55		76.14	1:32.85	5 77.54
2	26	B	Matt ROZIER	Peugeot 205 GTi	8	12:36.67	0.12	76.12	1:33.13	5 77.31
3	71	B	Pip HAMMOND	Vauxhall Nova GTE	8	12:45.85	9.30	75.21	1:34.08	3 76.53
4	88	B	Martin CAYZER	Ford Fiesta XR2	8	12:46.46	9.91	75.15	1:33.42	3 77.07
5	57	B	Derek ROZIER	Peugeot 205 GTi	8	12:47.92	11.37	75.01	1:34.06	7 76.55
6	95	B	Edward COOPER	Vauxhall Nova Gsi	8	12:48.31	11.76	74.97	1:33.63	8 76.90
7	90	B	Martyn FOWDREY	Ford Fiesta XR2	8	12:49.19	12.64	74.88	1:34.27	8 76.38
8	45	B	Andy PHILPOTTS	Ford Fiesta XR2i	8	12:50.03	13.48	74.80	1:32.94	2 77.47
9	40	B	Paul THORPE	Ford Fiesta XR2i	8	12:52.36	15.81	74.58	1:34.74	5 76.00
10	61	B	Stephen AYRES	Ford Fiesta XR2	8	12:52.76	16.21	74.54	1:34.86	5 75.90
11	64	B	Bill PARIERA	Citroen AX GTi	8	13:01.02	24.47	73.75	1:34.77	5 75.97
12	67	B	Matthew STUBINGTON	Peugeot 205 GTi	8	13:01.44	24.89	73.71	1:35.26	6 75.58
13	38	B	Sarah NIBLETT	Peugeot 205 GTi	8	13:02.90	26.35	73.57	1:35.34	5 75.52
14	37	B	Keith MORGAN	Suzuki Swift GTi	8	13:03.43	26.88	73.52	1:35.24	4 75.60
15	33	B	Mark TOWNSEND	Vauxhall Nova Gsi	8	13:04.03	27.48	73.47	1:35.62	5 75.30
16	34	B	Mark WEBSTER	Ford Fiesta XR2	8	13:07.34	30.79	73.16	1:35.94	4 75.05
17	59	B	Daniel GIBSON	Ford Fiesta XR2	8	13:26.29	49.74	71.44	1:37.96	8 73.50

Non-Starters

63 B Richard GIBSON Ford Fiesta XR2

Fastest Lap

79 B Andrew LIGHTFOOT Ford Fiesta XR2 1:32.85 5 77.54

Weather / Track: Cloudy / Dry

Start Time : 11:33

Snetterton 200

22 May 11 11:46

Clerk of Course :	Time Issued :	Chief Timekeeper : Terry Stevens
-------------------	---------------	----------------------------------

THESE RESULTS REMAIN PROVISIONAL FOR A MINIMUM OF 30 MINUTES FROM THE TIME OF ISSUE AND UNTIL ALL JUDICIAL AND TECHNICAL MATTERS HAVE BEEN SETTLED.

Results produced on HS Sports Timing and Results Systems

Lap Chart

Demon Tweeks / Yokohama Stock Hatch Championship - Class B - Race 11

Lap 1		Lap 2		Lap 3		Lap 4		Lap 5		Lap 6		Lap 7		Lap 8		Lap 9		Lap 10	
No	Time	No	Time	No	Time	No	Time	No	Time	No	Time	No	Time	No	Time	No	Time	No	Time
26	1:41.35	26	3:14.86	26	4:48.05	26	6:21.78	26	7:54.91	26	9:28.70	26	11:02.48	79	12:36.55				
79	1:42.23	79	3:15.56	79	4:48.71	79	6:22.48	79	7:55.33	79	9:29.19	79	11:02.76	26	12:36.67				
45	1:42.82	45	3:15.76	71	4:51.65	71	6:26.56	71	8:00.97	71	9:36.49	71	11:11.13	71	12:45.85				
71	1:43.41	71	3:17.57	88	4:51.95	88	6:28.25	57	8:04.33	88	9:39.29	88	11:12.77	88	12:46.46				
57	1:43.82	57	3:18.07	45	4:54.47	45	6:29.06	45	8:04.40	45	9:39.29	57	11:13.52	57	12:47.92				
90	1:44.16	88	3:18.53	90	4:54.70	57	6:29.23	90	8:05.27	57	9:39.46	95	11:14.68	95	12:48.31				
88	1:44.21	90	3:19.18	95	4:54.72	95	6:29.88	88	8:05.45	90	9:39.97	90	11:14.92	90	12:49.19				
95	1:44.99	95	3:19.66	57	4:54.86	90	6:30.34	61	8:06.00	95	9:40.64	61	11:16.57	45	12:50.03				
61	1:45.65	61	3:20.61	61	4:56.14	61	6:31.14	95	8:06.09	61	9:41.15	45	11:16.67	40	12:52.36				
40	1:46.16	40	3:21.35	40	4:57.00	40	6:32.68	40	8:07.42	40	9:42.51	40	11:17.40	61	12:52.76				
67	1:46.45	67	3:22.73	37	4:59.01	37	6:34.25	37	8:10.06	37	9:46.54	64	11:24.02	64	13:01.02				
37	1:47.25	37	3:23.39	67	4:59.49	67	6:36.11	64	8:10.99	64	9:47.06	37	11:24.08	67	13:01.44				
33	1:47.77	64	3:24.53	64	5:00.79	64	6:36.22	67	8:12.00	67	9:47.26	67	11:24.41	38	13:02.90				
64	1:48.41	38	3:25.84	38	5:01.97	38	6:38.16	38	8:13.50	38	9:49.27	38	11:25.32	37	13:03.43				
38	1:49.44	33	3:26.63	33	5:02.81	33	6:38.96	33	8:14.58	33	9:50.44	33	11:26.25	33	13:04.03				
34	1:50.37	34	3:29.26	34	5:05.84	34	6:41.78	34	8:17.93	34	9:54.52	34	11:31.19	34	13:07.34				
59	1:51.56	59	3:30.21	59	5:11.75	59	6:51.52	59	8:30.26	59	10:08.93	59	11:48.33	59	13:26.29				

Demon Tweeks / Yokohama Stock Hatch Championship - Class B

LAP TIMES - Race 11

26	Matt ROZIER										
	Lap	1	2	3	4	5	6	7	8	9	10
	1	1:41.35	1:33.51	1:33.19	1:33.73	1:33.13	1:33.79	1:33.78	1:34.19		
33	Mark TOWNSEND										
	Lap	1	2	3	4	5	6	7	8	9	10
	1	1:47.77	1:38.86	1:36.18	1:36.15	1:35.62	1:35.86	1:35.81	1:37.78		
34	Mark WEBSTER										
	Lap	1	2	3	4	5	6	7	8	9	10
	1	1:50.37	1:38.89	1:36.58	1:35.94	1:36.15	1:36.59	1:36.67	1:36.15		
37	Keith MORGAN										
	Lap	1	2	3	4	5	6	7	8	9	10
	1	1:47.25	1:36.14	1:35.62	1:35.24	1:35.81	1:36.48	1:37.54	1:39.35		
38	Sarah NIBLETT										
	Lap	1	2	3	4	5	6	7	8	9	10
	1	1:49.44	1:36.40	1:36.13	1:36.19	1:35.34	1:35.77	1:36.05	1:37.58		
40	Paul THORPE										
	Lap	1	2	3	4	5	6	7	8	9	10
	1	1:46.16	1:35.19	1:35.65	1:35.68	1:34.74	1:35.09	1:34.89	1:34.96		
45	Andy PHILPOTTS										
	Lap	1	2	3	4	5	6	7	8	9	10
	1	1:42.82	1:32.94	1:38.71	1:34.59	1:35.34	1:34.89	1:37.38	1:33.36		
57	Derek ROZIER										
	Lap	1	2	3	4	5	6	7	8	9	10
	1	1:43.82	1:34.25	1:36.79	1:34.37	1:35.10	1:35.13	1:34.06	1:34.40		
59	Daniel GIBSON										
	Lap	1	2	3	4	5	6	7	8	9	10
	1	1:51.56	1:38.65	1:41.54	1:39.77	1:38.74	1:38.67	1:39.40	1:37.96		
61	Stephen AYRES										
	Lap	1	2	3	4	5	6	7	8	9	10
	1	1:45.65	1:34.96	1:35.53	1:35.00	1:34.86	1:35.15	1:35.42	1:36.19		
64	Bill PARIERA										
	Lap	1	2	3	4	5	6	7	8	9	10
	1	1:48.41	1:36.12	1:36.26	1:35.43	1:34.77	1:36.07	1:36.96	1:37.00		
67	Matthew STUBINGTON										
	Lap	1	2	3	4	5	6	7	8	9	10
	1	1:46.45	1:36.28	1:36.76	1:36.62	1:35.89	1:35.26	1:37.15	1:37.03		
71	Pip HAMMOND										
	Lap	1	2	3	4	5	6	7	8	9	10
	1	1:43.41	1:34.16	1:34.08	1:34.91	1:34.41	1:35.52	1:34.64	1:34.72		

79	Andrew LIGHTFOOT										
	Lap	1	2	3	4	5	6	7	8	9	10
	1	1:42.23	1:33.33	1:33.15	1:33.77	1:32.85	1:33.86	1:33.57	1:33.79		

88	Martin CAYZER										
	Lap	1	2	3	4	5	6	7	8	9	10
	1	1:44.21	1:34.32	1:33.42	1:36.30	1:37.20	1:33.84	1:33.48	1:33.69		

90	Martyn FOWDREY										
	Lap	1	2	3	4	5	6	7	8	9	10
	1	1:44.16	1:35.02	1:35.52	1:35.64	1:34.93	1:34.70	1:34.95	1:34.27		

95	Edward COOPER										
	Lap	1	2	3	4	5	6	7	8	9	10
	1	1:44.99	1:34.67	1:35.06	1:35.16	1:36.21	1:34.55	1:34.04	1:33.63		