



P15 - Provisional Qualifying Times for Race 16

Demon Tweeks/Yokohama Stock Hatch Championship - Class A

Pl	No	Cl	Name	Car	Laps	Time on Lap	Behind	MPH
1	86	A	Jake FARNDON	Citroen Saxo VTR	10	1:26.08	7	81.88
2	41	A	Martin WARD	Citroen Saxo VTR	10	1:26.66	9	81.33
3	54	A	Carl SWANN	Citroen Saxo VTR	10	1:26.97	6	81.04
4	4	A	Patrick FLETCHER	Citroen Saxo VTR	10	1:26.99	10	81.03
5	84	A	Adam STOKES	Peugeot 106 XSi	10	1:27.00	10	81.02
6	3	A	Matt DIGBY	Peugeot 106 Rallye	10	1:27.07	5	80.95
7	25	A	Pete MORGAN	Citroen Saxo VTR	10	1:27.13	10	80.90
8	2	A	Jeff HUMPHRIES	Peugeot 106 Rallye	10	1:27.14	6	80.89
9	66	A	Craig BELL	Citroen Saxo VTR	10	1:27.29	10	80.75
10	8	A	Wayne HARRIS	Peugeot 106 Rallye	10	1:27.42	5	80.63
11	7	A	Shaun HAGEN	Citroen Saxo VTR	10	1:27.48	10	80.57
12	55	A	Rory COOPER	Citroen Saxo VTR	10	1:27.75	10	80.32
13	47	A	Will SARGENT	Citroen Saxo VTR	10	1:27.81	10	80.27
14	11	A	Terry ROUGHTON	Citroen Saxo VTR	10	1:28.01	10	80.09
15	68	A	Andrew THORPE	Peugeot 106 XSi	9	1:28.15	7	79.96
16	44	A	Nick THORNTON-JONES	Citroen Saxo VTR	3	1:28.27	2	79.85
17	43	A	Terry BOTTING	Citroen Saxo VTR	9	1:28.35	9	79.78
18	69	A	Matt FINCHAM	Citroen Saxo VTR	10	1:28.36	10	79.77
19	21	A	Steven POWLESLAND	Citroen Saxo VTR	10	1:29.07	7	79.13
20	36	A	James ROOKER-EDWARDS	Citroen Saxo VTR	4	1:29.57	3	78.69
21	31	A	Neil TROTTER	MG Rover ZR	5	1:29.86	5	78.44
22	74	A	Garry BRANDON	Citroen Saxo VTR	9	1:30.79	8	77.63
23	58	A	Paul JARVIS	Citroen Saxo VTR	7	1:30.89	5	77.55
24	24	A	Kirk DEWELL	Citroen Saxo VTR	9	1:30.94	9	77.51
25	88	A	Daniel BRUCE	Citroen Saxo VTR	8	1:31.65	5	76.91
26	35	A	Daniel SPENCER	Citroen Saxo VTR	8	1:31.97	7	76.64
27	99	A	Craig ROBERTSON	Saxo VTR	9	1:32.57	3	76.14
28	48	A	Mark GATES	Citroen Saxo VTR	9	1:32.79	9	75.96
29	49	A	Geoff BLUFF	Citroen Saxo VTR	9	1:33.52	5	75.37
30	60	A	Tom SIMPSON	Citroen Saxo VTR	8	1:33.57	4	75.33
31	77	A	Kevin CONDON	Citroen Saxo VTR	5	1:36.51	5	73.03
32	23	A	Jack OLDHAM	Peugeot 106 XSi	4	1:37.14	3	72.56
33	46	A	Liam SARGENT	Citroen Saxo VTR	5	1:38.53	2	71.54
34	80	A	Daniel STREET	Citroen Saxo VTR	6	1:39.95	1	70.52
35	94	A	Alan HASSELL	Citroen Saxo VTR	2	1:45.20	1	67.00
36	73	A	Russell HOLMAN	Citroen Saxo VTR	1	2:02.31	1	57.63

Weather / Track:

Start Time : 09:59

Donington

03 Jul 11 10:17

Clerk of Course :	Time Issued :	Chief Timekeeper : Anthony Smith
-------------------	---------------	----------------------------------

THESE RESULTS REMAIN PROVISIONAL FOR A MINIMUM OF 30 MINUTES FROM THE TIME OF ISSUE AND UNTIL ALL JUDICIAL AND TECHNICAL MATTERS HAVE BEEN SETTLED.

Results produced on HS Sports Timing and Results Systems. Results online at www.750MC.co.uk

Demon Tweeks/Yokohama Stock Hatch Championship - Class A

LAP TIMES - P15 - Provisional Qualifying Times for Race 16

2	Jeff HUMPHRIES										
Lap	1	2	3	4	5	6	7	8	9	10	
1	1:31.70	1:28.08	1:29.21	1:27.93	1:28.12	1:27.14	1:29.69	1:27.48	1:55.83	1:28.20	
3	Matt DIGBY										
Lap	1	2	3	4	5	6	7	8	9	10	
1	1:36.10	1:28.83	1:38.52	1:28.35	1:27.07	1:39.81	1:29.07	1:35.90	1:27.80	1:27.45	
4	Patrick FLETCHER										
Lap	1	2	3	4	5	6	7	8	9	10	
1	1:31.45	1:28.11	1:27.89	1:28.32	1:27.56	1:31.02	1:31.36	1:27.67	1:27.25	1:26.99	
7	Shaun HAGEN										
Lap	1	2	3	4	5	6	7	8	9	10	
1	1:32.13	1:29.01	1:29.87	1:28.37	1:27.71	1:29.38	1:27.69	1:27.53	1:28.22	1:27.48	
8	Wayne HARRIS										
Lap	1	2	3	4	5	6	7	8	9	10	
1	1:32.17	1:29.15	1:28.49	1:28.58	1:27.42	1:30.76	1:28.03	1:28.32	1:28.23	1:28.55	
11	Terry ROUGHTON										
Lap	1	2	3	4	5	6	7	8	9	10	
1	1:36.80	1:30.85	1:31.26	1:30.39	1:30.76	1:32.28	1:29.98	1:28.94	1:28.93	1:28.01	
21	Steven POWLESLAND										
Lap	1	2	3	4	5	6	7	8	9	10	
1	1:40.25	1:35.65	1:31.78	1:30.14	1:29.71	1:29.31	1:29.07	1:29.56	1:31.42	1:40.99	
23	Jack OLDHAM										
Lap	1	2	3	4	5	6	7	8	9	10	
1	1:45.99	1:38.91	1:37.14	1:57.45							
24	Kirk DEWELL										
Lap	1	2	3	4	5	6	7	8	9	10	
1	1:47.44	1:38.39	1:36.51	1:34.53	1:32.65	1:32.30	1:33.57	1:32.01	1:30.94		
25	Pete MORGAN										
Lap	1	2	3	4	5	6	7	8	9	10	
1	1:34.64	1:29.61	1:28.39	1:28.22	1:28.09	1:29.38	1:28.40	1:27.96	1:27.75	1:27.13	
31	Neil TROTTER										
Lap	1	2	3	4	5	6	7	8	9	10	
1	1:42.65	1:56.78	1:33.52	1:33.12	1:29.86						
35	Daniel SPENCER										
Lap	1	2	3	4	5	6	7	8	9	10	
1	1:37.06	1:42.47	3:09.29	1:35.59	1:32.97	1:32.42	1:31.97	1:38.24			
36	James ROOKER-EDWARDS										
Lap	1	2	3	4	5	6	7	8	9	10	
1	1:31.93	1:33.22	1:29.57	1:30.13							

41	Martin WARD										
	Lap	1	2	3	4	5	6	7	8	9	10
	1	1:35.12	1:30.16	1:28.81	1:27.57	1:29.06	1:27.58	1:27.86	1:28.95	1:26.66	1:26.78
43	Terry BOTTING										
	Lap	1	2	3	4	5	6	7	8	9	10
	1	1:34.08	1:38.03	1:29.48	1:29.71	1:28.67	1:29.70	1:50.65	1:35.58	1:28.35	
44	Nick THORNTON-JONES										
	Lap	1	2	3	4	5	6	7	8	9	10
	1	1:31.61	1:28.27	1:30.61							
46	Liam SARGENT										
	Lap	1	2	3	4	5	6	7	8	9	10
	1	1:39.67	1:38.53	7:29.54	1:52.74	2:03.19					
47	Will SARGENT										
	Lap	1	2	3	4	5	6	7	8	9	10
	1	1:36.32	1:33.46	1:31.60	1:28.88	1:28.96	1:27.90	1:29.84	1:28.53	1:28.14	1:27.81
48	Mark GATES										
	Lap	1	2	3	4	5	6	7	8	9	10
	1	1:47.79	1:43.94	1:38.29	1:35.75	1:34.49	1:33.85	1:33.65	1:32.93	1:32.79	
49	Geoff BLUFF										
	Lap	1	2	3	4	5	6	7	8	9	10
	1	1:46.73	1:41.89	1:37.18	1:39.04	1:33.52	1:33.75	1:35.97	1:35.66	1:36.58	
54	Carl SWANN										
	Lap	1	2	3	4	5	6	7	8	9	10
	1	1:32.79	1:30.13	1:29.55	1:32.60	1:27.26	1:26.97	1:29.89	1:27.59	1:27.04	1:32.84
55	Rory COOPER										
	Lap	1	2	3	4	5	6	7	8	9	10
	1	1:31.88	1:28.05	1:30.44	1:29.60	1:29.68	1:30.46	1:28.64	1:27.84	1:28.12	1:27.75
58	Paul JARVIS										
	Lap	1	2	3	4	5	6	7	8	9	10
	1	1:33.51	1:35.83	1:37.33	1:32.55	1:30.89	1:31.05	1:43.36			
60	Tom SIMPSON										
	Lap	1	2	3	4	5	6	7	8	9	10
	1	1:43.21	1:36.83	1:35.69	1:33.57	1:33.90	1:34.74	1:35.14	1:44.24		
66	Craig BELL										
	Lap	1	2	3	4	5	6	7	8	9	10
	1	1:33.48	1:32.18	1:29.76	1:27.34	1:32.43	1:27.68	1:29.69	1:28.03	1:27.93	1:27.29
68	Andrew THORPE										
	Lap	1	2	3	4	5	6	7	8	9	10
	1	1:30.06	1:51.17	1:28.83	1:33.90	1:29.35	1:29.32	1:28.15	1:28.88	1:29.11	
69	Matt FINCHAM										
	Lap	1	2	3	4	5	6	7	8	9	10
	1	1:45.06	1:32.91	1:30.52	1:31.17	1:29.59	1:29.11	1:28.64	1:30.20	1:28.60	1:28.36


73	Russell HOLMAN									
Lap	1	2	3	4	5	6	7	8	9	10
1	2:02.31									
74	Garry BRANDON									
Lap	1	2	3	4	5	6	7	8	9	10
1	1:47.83	1:35.20	1:33.32	1:32.28	1:32.58	1:32.80	1:32.53	1:30.79	1:31.62	
77	Kevin CONDON									
Lap	1	2	3	4	5	6	7	8	9	10
1	1:47.78	2:11.94	1:41.38	1:38.93	1:36.51					
80	Daniel STREET									
Lap	1	2	3	4	5	6	7	8	9	10
1	1:39.95	1:45.82	1:59.85	1:50.86	3:48.12	2:06.47				
84	Adam STOKES									
Lap	1	2	3	4	5	6	7	8	9	10
1	1:38.09	1:29.29	1:28.35	1:28.02	1:28.96	1:27.36	1:27.02	1:27.98	1:28.03	1:27.00
86	Jake FARNDON									
Lap	1	2	3	4	5	6	7	8	9	10
1	1:29.04	1:26.94	1:27.78	1:26.62	1:31.16	1:26.45	1:26.08	1:27.25	1:26.26	1:27.20
88	Daniel BRUCE									
Lap	1	2	3	4	5	6	7	8	9	10
1	1:43.56	1:37.32	1:33.26	1:33.28	1:31.65	1:32.14	1:43.20	2:56.81		
94	Alan HASSELL									
Lap	1	2	3	4	5	6	7	8	9	10
1	1:45.20	2:08.20								
99	Craig ROBERTSON									
Lap	1	2	3	4	5	6	7	8	9	10
1	1:39.41	1:32.72	1:32.57	1:38.21	1:33.03	1:34.72	1:41.53	1:34.39	1:34.45	

Demon Tweeks/Yokohama Stock Hatch Championship - Class A

Race 16

ROW 18	94 01:45.200 Alan HASSELL	73 02:02.310 Russell HOLMAN
ROW 17	46 01:38.530 Liam SARGENT	80 01:39.950 Daniel STREET
ROW 16	77 01:36.510 Kevin CONDON	23 01:37.140 Jack OLDHAM
ROW 15	49 01:33.520 Geoff BLUFF	60 01:33.570 Tom SIMPSON
ROW 14	99 01:32.570 Craig ROBERTSON	48 01:32.790 Mark GATES
ROW 13	88 01:31.650 Daniel BRUCE	35 01:31.970 Daniel SPENCER
ROW 12	58 01:30.890 Paul JARVIS	24 01:30.940 Kirk DEWELL
ROW 11	31 01:29.860 Neil TROTTER	74 01:30.790 Garry BRANDON
ROW 10	21 01:29.070 Steven POWLESLAND	36 01:29.570 James ROOKER-EDWAR
ROW 9	43 01:28.350 Terry BOTTING	69 01:28.360 Matt FINCHAM
ROW 8	68 01:28.150 Andrew THORPE	44 01:28.270 Nick THORNTON-JONES
ROW 7	47 01:27.810 Will SARGENT	11 01:28.010 Terry ROUGHTON
ROW 6	7 01:27.480 Shaun HAGEN	55 01:27.750 Rory COOPER
ROW 5	66 01:27.290 Craig BELL	8 01:27.420 Wayne HARRIS
ROW 4	25 01:27.130 Pete MORGAN	2 01:27.140 Jeff HUMPHRIES
ROW 3	84 01:27.000 Adam STOKES	3 01:27.070 Matt DIGBY
ROW 2	54 01:26.970 Carl SWANN	4 01:26.990 Patrick FLETCHER
ROW 1	86 01:26.080 Jake FARNDON	41 01:26.660 Martin WARD

POLE





Provisional Results - Race 16

Demon Tweeks/Yokohama Stock Hatch Championship - Class A

PI	No	Cl	Name	Car	Laps	Time	Behind	MPH	Best Lap on	MPH
1	86	A	Jake FARNDON	Citreon Saxo VTR	10	14:33.20		80.72	1:26.24	6 81.73
2	41	A	Martin WARD	Citroen Saxo VTR	10	14:37.71	4.51	80.30	1:26.37	5 81.61
3	4	A	Patrick FLETCHER	Citroen Saxo VTR	10	14:42.98	9.78	79.83	1:26.72	3 81.28
4	2	A	Jeff HUMPHRIES	Peugeot 106 Rallye	10	14:43.91	10.71	79.74	1:27.07	3 80.95
5	54	A	Carl SWANN	Citroen Saxo VTR	10	14:44.66	11.46	79.67	1:26.53	6 81.46
6	3	A	Matt DIGBY	Peugeot 106 Rallye	10	14:50.28	17.08	79.17	1:27.30	5 80.74
7	8	A	Wayne HARRIS	Peugeot 106 Rallye	10	14:50.79	17.59	79.13	1:27.33	3 80.71
8	84	A	Adam STOKES	Peugeot 106 XSi	10	14:51.54	18.34	79.06	1:27.76	7 80.31
9	66	A	Craig BELL	Citreon Saxo VTR	10	14:52.38	19.18	78.98	1:27.34	7 80.70
10	69	A	Matt FINCHAM	Citroen Saxo VTR	10	14:54.14	20.94	78.83	1:27.27	9 80.77
11	47	A	Will SARGENT	Citroen Saxo VTR	10	14:56.31	23.11	78.64	1:28.04	8 80.06
12	43	A	Terry BOTTING	Citroen Saxo VTR	10	14:56.87	23.67	78.59	1:27.49	6 80.56
13	55	A	Rory COOPER	Citreon Saxo VTR	10	15:00.14	26.94	78.30	1:26.89	6 81.12
14	25	A	Pete MORGAN	Citroen Saxo VTR	10	15:01.03	27.83	78.23	1:27.29	7 80.75
15	11	A	Terry ROUGHTON	Citreon Saxo VTR	10	15:01.82	28.62	78.16	1:27.50	9 80.55
16	21	A	Steven POWLESLAND	Citroen Saxo VTR	10	15:04.88	31.68	77.89	1:27.52	6 80.54
17	7	A	Shaun HAGEN	Citroen Saxo VTR	10	15:05.13	31.93	77.87	1:27.33	7 80.71
18	68	A	Andrew THORPE	Peugeot 106 XSi	10	15:05.94	32.74	77.80	1:28.17	5 79.94
19	24	A	Kirk DEWELL	Citreon Saxo VTR	10	15:23.45	50.25	76.33	1:29.03	6 79.17
20	88	A	Daniel BRUCE	Citreon Saxo VTR	10	15:25.79	52.59	76.13	1:30.08	8 78.25
21	74	A	Garry BRANDON	Citroen Saxo VTR	10	15:26.54	53.34	76.07	1:29.87	6 78.43
22	73	A	Russell HOLMAN	Citroen Saxo VTR	10	15:40.44	1:07.24	74.95	1:31.64	7 76.91
23	77	A	Kevin CONDON	Citroen Saxo VTR	10	15:41.30	1:08.10	74.88	1:30.92	10 77.52
24	58	A	Paul JARVIS	Citroen Saxo VTR	10	15:42.65	1:09.45	74.77	1:29.81	4 78.48
25	49	A	Geoff BLUFF	Citreon Saxo VTR	10	15:43.85	1:10.65	74.68	1:30.89	10 77.55
26	46	A	Liam SARGENT	Citroen Saxo VTR	10	15:53.16	1:19.96	73.95	1:30.71	4 77.70

Not-Classified

48	A	Mark GATES	Citreon Saxo VTR	9	14:10.61	DNF	74.58	1:30.95	9 77.50
80	A	Daniel STREET	Citreon Saxo VTR	8	12:37.47	DNF	74.44	1:31.31	7 77.19
99	A	Craig ROBERTSON	Saxo VTR	7	11:15.79	DNF	73.01	1:31.69	4 76.87
35	A	Daniel SPENCER	Citreon Saxo VTR	5	8:16.03	DNF	71.05	1:33.38	3 75.48
23	A	Jack OLDHAM	Peugeot 106 XSi	3	5:16.21	DNF	66.87	1:34.76	2 74.38
60	A	Tom SIMPSON	Citreon Saxo VTR	2	3:22.86	DNF	69.49	1:35.48	2 73.82

Non-Starters

31	A	Neil TROTTER	MG Rover ZR
36	A	James ROOKER-EDWARDS	Citroen Saxo VTR
44	A	Nick THORNTON-JONES	Citroen Saxo VTR
94	A	Alan HASSELL	Citroen Saxo VTR

Fastest Lap

86	A	Jake FARNDON	Citreon Saxo VTR					1:26.24	6 81.73
----	---	--------------	------------------	--	--	--	--	---------	---------

Weather / Track:

Start Time : 14:31

Donington

03 Jul 11 14:44

Clerk of Course :	Time Issued :	Chief Timekeeper : Anthony Smith
-------------------	---------------	----------------------------------

THESE RESULTS REMAIN PROVISIONAL FOR A MINIMUM OF 30 MINUTES FROM THE TIME OF ISSUE AND UNTIL ALL JUDICIAL AND TECHNICAL MATTERS HAVE BEEN SETTLED.

Results produced on HS Sports Timing and Results Systems

Lap Chart

Demon Tweeks/Yokohama Stock Hatch Championship - Class A - Race 16

Lap 1		Lap 2		Lap 3		Lap 4		Lap 5		Lap 6		Lap 7		Lap 8		Lap 9		Lap 10	
No	Time	No	Time	No	Time	No	Time	No	Time	No	Time	No	Time	No	Time	No	Time	No	Time
86	1:33.47	86	3:00.11	86	4:26.51	86	5:52.94	86	7:19.42	86	8:45.66	86	10:12.52	86	11:39.17	86	13:05.91	86	14:33.20
41	1:34.90	41	3:02.02	41	4:28.45	41	5:55.45	41	7:21.82	41	8:48.33	41	10:15.28	41	11:42.66	41	13:09.88	41	14:37.71
2	1:35.17	2	3:03.11	2	4:30.18	2	5:57.43	2	7:24.93	2	8:52.38	54	10:20.59	54	11:47.42	54	13:14.75	4	14:42.98
4	1:35.81	4	3:03.94	4	4:30.66	4	5:57.62	4	7:25.83	4	8:52.62	2	10:20.96	4	11:47.99	4	13:15.06	2	14:43.91
54	1:36.03	54	3:04.42	54	4:31.16	54	5:58.11	54	7:26.94	54	8:53.47	4	10:20.97	2	11:48.37	2	13:15.75	54	14:44.66
3	1:36.30	3	3:04.79	8	4:32.46	8	6:00.71	8	7:28.33	8	8:55.89	8	10:23.66	3	11:52.77	3	13:22.35	3	14:50.28
84	1:36.42	84	3:04.91	3	4:33.32	3	6:01.39	3	7:28.69	3	8:56.24	3	10:23.95	8	11:53.33	8	13:23.05	8	14:50.79
8	1:36.72	8	3:05.13	84	4:34.22	84	6:02.66	55	7:30.09	55	8:56.98	55	10:24.09	84	11:55.03	84	13:23.31	84	14:51.54
25	1:37.23	55	3:05.42	55	4:34.33	55	6:02.72	84	7:30.80	84	8:58.70	84	10:26.46	25	11:55.73	66	13:24.61	66	14:52.38
55	1:37.45	66	3:06.05	66	4:34.51	25	6:03.01	66	7:31.86	66	8:59.60	66	10:26.94	66	11:55.76	25	13:24.81	69	14:54.14
66	1:37.84	25	3:06.71	25	4:35.07	66	6:03.24	25	7:31.96	25	8:59.99	25	10:27.28	55	11:57.93	55	13:25.16	47	14:56.31
47	1:38.82	47	3:08.37	47	4:36.97	69	6:06.26	69	7:34.76	69	9:03.21	69	10:31.04	69	11:59.04	69	13:26.31	43	14:56.87
69	1:39.39	69	3:08.67	69	4:37.23	47	6:06.88	47	7:35.56	47	9:03.71	47	10:32.01	47	12:00.05	47	13:28.16	55	15:00.14
68	1:40.87	68	3:10.60	68	4:39.42	68	6:08.22	68	7:36.39	43	9:04.84	43	10:32.70	43	12:00.49	43	13:28.32	25	15:01.03
11	1:40.92	11	3:11.01	43	4:41.00	43	6:09.14	43	7:37.35	68	9:05.36	21	10:34.87	11	12:04.89	11	13:32.39	11	15:01.82
21	1:41.04	43	3:11.20	11	4:41.40	11	6:09.43	11	7:37.88	11	9:05.52	11	10:35.38	21	12:05.54	21	13:34.19	21	15:04.88
43	1:41.35	21	3:13.35	21	4:41.87	21	6:10.40	21	7:38.13	21	9:05.65	68	10:35.91	68	12:06.20	7	13:35.64	7	15:05.13
74	1:41.93	99	3:14.61	7	4:48.30	7	6:17.11	7	7:45.21	7	9:12.69	7	10:40.02	7	12:07.98	68	13:36.57	68	15:05.94
99	1:42.23	58	3:15.16	74	4:48.39	74	6:18.88	74	7:48.83	74	9:18.70	58	10:49.08	74	12:20.31	24	13:52.55	24	15:23.45
58	1:42.62	74	3:15.26	58	4:49.38	58	6:19.19	58	7:49.04	58	9:19.17	74	10:49.72	24	12:22.46	88	13:54.08	88	15:25.79
88	1:45.34	88	3:17.78	88	4:50.00	88	6:20.42	88	7:51.82	88	9:22.34	24	10:52.63	88	12:23.31	74	13:55.96	74	15:26.54
46	1:46.18	7	3:18.76	99	4:50.09	46	6:21.36	24	7:54.36	24	9:23.39	88	10:53.23	73	12:32.91	73	14:04.94	73	15:40.44
24	1:46.21	46	3:18.81	46	4:50.65	99	6:21.78	99	7:55.46	99	9:29.11	73	11:01.10	80	12:37.47	77	14:10.38	77	15:41.30
35	1:46.88	24	3:19.25	24	4:50.93	24	6:22.34	46	7:56.42	73	9:29.46	80	11:05.62	77	12:39.30	48	14:10.61	58	15:42.65
60	1:47.38	73	3:21.62	73	4:53.49	73	6:25.23	73	7:57.03	46	9:31.54	46	11:06.79	58	12:39.47	58	14:11.73	49	15:43.85
73	1:47.70	35	3:22.07	35	4:55.45	49	6:29.87	49	8:02.19	49	9:33.96	49	11:07.11	48	12:39.66	49	14:12.96	46	15:53.16
48	1:48.11	48	3:22.46	49	4:57.19	48	6:30.36	80	8:02.79	80	9:34.31	77	11:07.40	49	12:40.28	46	14:18.92		
7	1:48.47	60	3:22.86	48	4:57.50	80	6:30.84	48	8:02.82	77	9:35.17	48	11:07.67	46	12:44.43				
49	1:48.59	49	3:23.26	80	4:57.97	35	6:31.33	77	8:03.38	48	9:36.02	99	11:15.79						
77	1:50.39	80	3:25.30	77	4:59.37	77	6:31.71	35	8:16.03										
80	1:51.44	77	3:26.06	23	5:16.21														
23	1:52.47	23	3:27.23																



P17 - Provisional Qualifying Times for Race 18

Demon Tweeks/Yokohama Stock Hatch Championship - Class B

Pl	No	Cl	Name	Car	Laps	Time on Lap	Behind	MPH	
1	45	B	Andy PHILPOTTS	Ford Fiesta XR2i	10	1:28.09	9	80.01	
2	71	B	Pip HAMMOND	Vauxhall Nova GTE	10	1:28.26	7	0.17	79.86
3	88	B	Martin CAYZER	Ford Fiesta XR2	9	1:28.31	7	0.22	79.81
4	95	B	Edward COOPER	Vauxhall Nova Gsi	10	1:28.44	9	0.35	79.70
5	79	B	Andrew LIGHTFOOT	Ford Fiesta XR2	10	1:28.87	8	0.78	79.31
6	26	B	Matt ROZIER	Peugeot 205 GTi	10	1:28.92	8	0.83	79.27
7	90	B	Martyn FOWDREY	Ford Fiesta XR2	10	1:29.72	8	1.63	78.56
8	64	B	Bill PARIERA	Citroen AX GTi	9	1:29.81	5	1.72	78.48
9	40	B	Paul THORPE	Ford Fiesta XR2i	10	1:30.32	9	2.23	78.04
10	38	B	Sarah NIBLETT	Peugeot 205 GTi	10	1:30.34	10	2.25	78.02
11	27	B	Alex HALL	Ford Fiesta XR2	9	1:30.48	8	2.39	77.90
12	62	B	Colin THORPE	Ford Fiesta XR2	10	1:31.01	9	2.92	77.45
13	33	B	Mark TOWNSEND	Vauxhall Nova Gsi	10	1:31.09	8	3.00	77.38
14	57	B	Derek ROZIER	Peugeot 205 GTi	10	1:31.19	8	3.10	77.29
15	29	B	James RUSSELL	Peugeot 205 GTi	9	1:31.45	9	3.36	77.07
16	22	B	Robert BENNETT	Ford Fiesta XR2	9	1:33.59	2	5.50	75.31
17	61	B	Stephen AYRES	Ford Fiesta XR2	3	1:34.03	3	5.94	74.96
18	87	B	Paul NEWTON	Fiesta XR2	6	1:34.09	5	6.00	74.91
19	85	B	David DARLINGTON	Ford Fiesta XR2	9	1:36.99	5	8.90	72.67
20	75	B	Craig BARROW	Ford Fiesta XR2	3	1:52.98	3	24.89	62.39

Not-Seen

59	B	Daniel GIBSON	Ford Fiesta XR2
82	B	Jamie HOWELLS	Fiesta XR2

Weather / Track:

Start Time : 10:44

Donington

03 Jul 11 10:58

Clerk of Course :	Time Issued :	Chief Timekeeper : Anthony Smith
-------------------	---------------	----------------------------------

THESE RESULTS REMAIN PROVISIONAL FOR A MINIMUM OF 30 MINUTES FROM THE TIME OF ISSUE AND UNTIL ALL JUDICIAL AND TECHNICAL MATTERS HAVE BEEN SETTLED.

Results produced on HS Sports Timing and Results Systems. Results online at www.750MC.co.uk

Demon Tweeks/Yokohama Stock Hatch Championship - Class B


LAP TIMES - P17 - Provisional Qualifying Times for Race 18

10	Warren GAZZARD										
	Lap	1	2	3	4	5	6	7	8	9	10
	1	1:41.37	1:34.35	1:34.47	1:32.41	1:32.05	1:42.06				
22	Robert BENNETT										
	Lap	1	2	3	4	5	6	7	8	9	10
	1	1:42.07	1:33.59	1:38.51	1:36.87	1:36.23	1:34.19	1:35.53	1:33.76	1:36.55	
26	Matt ROZIER										
	Lap	1	2	3	4	5	6	7	8	9	10
	1	1:40.14	1:31.50	1:30.64	1:31.39	1:29.55	1:29.42	1:29.86	1:28.92	1:29.69	1:30.12
27	Alex HALL										
	Lap	1	2	3	4	5	6	7	8	9	10
	1	1:49.34	1:35.75	1:32.22	1:31.17	1:31.39	1:31.02	1:30.80	1:30.48	1:31.60	
29	James RUSSELL										
	Lap	1	2	3	4	5	6	7	8	9	10
	1	1:48.18	1:36.03	1:36.86	1:34.65	1:34.89	1:32.54	1:32.55	1:33.03	1:31.45	
33	Mark TOWNSEND										
	Lap	1	2	3	4	5	6	7	8	9	10
	1	1:41.80	1:33.98	1:33.50	1:32.66	1:32.03	1:31.78	1:31.31	1:31.09	1:32.09	1:31.40
38	Sarah NIBLETT										
	Lap	1	2	3	4	5	6	7	8	9	10
	1	1:42.52	1:33.50	1:31.96	1:31.09	1:31.24	1:31.59	1:31.42	1:31.27	1:30.62	1:30.34
40	Mark BATE										
	Lap	1	2	3	4	5	6	7	8	9	10
	1	1:41.80	1:37.10	1:35.61	1:35.35	1:36.57	1:48.03				
40	Paul THORPE										
	Lap	1	2	3	4	5	6	7	8	9	10
	1	1:38.72	1:32.55	1:32.06	1:31.61	1:31.92	1:32.16	1:31.95	1:30.39	1:30.32	1:31.34
45	Andy PHILPOTTS										
	Lap	1	2	3	4	5	6	7	8	9	10
	1	1:34.51	1:31.78	1:32.89	1:32.13	1:32.68	1:29.86	1:29.28	1:28.68	1:28.09	1:32.42
57	Derek ROZIER										
	Lap	1	2	3	4	5	6	7	8	9	10
	1	1:37.13	1:32.54	1:32.10	1:31.51	1:31.54	1:31.98	1:31.62	1:31.19	1:31.95	1:31.39
61	Stephen AYRES										
	Lap	1	2	3	4	5	6	7	8	9	10
	1	1:39.22	1:35.86	1:34.03							
62	Colin THORPE										
	Lap	1	2	3	4	5	6	7	8	9	10
	1	1:39.05	1:32.87	1:33.67	1:31.88	1:33.02	1:34.32	1:33.96	1:31.51	1:31.01	1:31.20

64	Bill PARIERA										
	Lap	1	2	3	4	5	6	7	8	9	10
	1	1:48.02	1:32.88	1:30.54	1:30.02	1:29.81	1:33.10	1:30.84	1:30.55	1:30.36	
71	Pip HAMMOND										
	Lap	1	2	3	4	5	6	7	8	9	10
	1	1:33.17	1:29.66	1:29.29	1:28.97	1:30.61	1:28.87	1:28.26	1:28.50	1:29.05	1:28.39
75	Craig BARROW										
	Lap	1	2	3	4	5	6	7	8	9	10
	1	2:11.94	1:57.01	1:52.98							
79	Andrew LIGHTFOOT										
	Lap	1	2	3	4	5	6	7	8	9	10
	1	1:34.94	1:31.43	1:31.31	1:29.52	1:30.29	1:29.69	1:29.63	1:28.87	1:30.65	1:33.97
85	David DARLINGTON										
	Lap	1	2	3	4	5	6	7	8	9	10
	1	1:52.70	1:41.99	1:38.66	1:39.84	1:36.99	1:38.88	1:38.54	1:37.53	1:39.12	
87	Paul NEWTON										
	Lap	1	2	3	4	5	6	7	8	9	10
	1	6:43.77	1:39.87	1:34.29	1:34.44	1:34.09	1:36.09				
88	Martin CAYZER										
	Lap	1	2	3	4	5	6	7	8	9	10
	1	1:35.98	1:30.55	1:29.44	1:28.46	1:29.33	1:28.80	1:28.31	1:28.58	1:47.06	
90	Martyn FOWDREY										
	Lap	1	2	3	4	5	6	7	8	9	10
	1	1:35.40	1:33.51	1:32.40	1:30.59	1:30.56	1:36.19	1:32.18	1:29.72	1:30.03	1:30.04
95	Edward COOPER										
	Lap	1	2	3	4	5	6	7	8	9	10
	1	1:36.77	1:31.59	1:30.58	1:29.68	1:30.49	1:29.71	1:30.96	1:28.66	1:28.44	1:29.70
104	Paul McERLEAN										
	Lap	1	2	3	4	5	6	7	8	9	10
	1	1:33.52	1:31.17	1:32.06	1:29.37	1:29.48	1:33.64	1:37.93			




RACE GRID



Demon Tweeks/Yokohama Stock Hatch Championship - Class B

Race 18

ROW 10		85 01:36.990 David DARLINGTON 19		75 01:52.980 Craig BARROW 20
ROW 9	61 01:34.030 Stephen AYRES 17		87 01:34.090 Paul NEWTON 18	
ROW 8		29 01:31.450 James RUSSELL 15		22 01:33.590 Robert BENNETT 16
ROW 7	33 01:31.090 Mark TOWNSEND 13		57 01:31.190 Derek ROZIER 14	
ROW 6		27 01:30.480 Alex HALL 11		62 01:31.010 Colin THORPE 12
ROW 5	40 01:30.320 Paul THORPE 9		38 01:30.340 Sarah NIBLETT 10	
ROW 4		90 01:29.720 Martyn FOWDREY 7		64 01:29.810 Bill PARIERA 8
ROW 3	79 01:28.870 Andrew LIGHTFOOT 5		26 01:28.920 Matt ROZIER 6	
ROW 2		88 01:28.310 Martin CAYZER 3		95 01:28.440 Edward COOPER 4
ROW 1	45 01:28.090 Andy PHILPOTTS 1		71 01:28.260 Pip HAMMOND 2	
POLE				





Provisional Results - Race 18

Demon Tweeks/Yokohama Stock Hatch Championship - Class B

Pl	No	Cl	Name	Car	Laps	Time	Behind	MPH	Best Lap on	MPH
1	71	B	Pip HAMMOND	Vauxhall Nova GTE	8	11:58.83		78.44	1:28.47	7 79.67
2	45	B	Andy PHILPOTTS	Ford Fiesta XR2i	8	11:59.62	0.79	78.36	1:28.08	8 80.02
3	26	B	Matt ROZIER	Peugeot 205 GTi	8	12:01.77	2.94	78.12	1:28.31	7 79.81
4	95	B	Edward COOPER	Vauxhall Nova Gsi	8	12:02.74	3.91	78.02	1:28.02	7 80.08
5	79	B	Andrew LIGHTFOOT	Ford Fiesta XR2	8	12:11.35	12.52	77.10	1:29.53	5 78.73
6	88	B	Martin CAYZER	Ford Fiesta XR2	8	12:11.89	13.06	77.04	1:28.12	6 79.99
7	61	B	Stephen AYRES	Ford Fiesta XR2	8	12:12.24	13.41	77.01	1:29.34	7 78.89
8	27	B	Alex HALL	Ford Fiesta XR2	8	12:12.95	14.12	76.93	1:29.66	4 78.61
9	40	B	Paul THORPE	Ford Fiesta XR2i	8	12:13.11	14.28	76.92	1:29.68	6 78.60
10	90	B	Martyn FOWDREY	Ford Fiesta XR2	8	12:20.78	21.95	76.12	1:29.62	6 78.65
11	38	B	Sarah NIBLETT	Peugeot 205 GTi	8	12:21.51	22.68	76.04	1:30.14	6 78.19
12	57	B	Derek ROZIER	Peugeot 205 GTi	8	12:22.02	23.19	75.99	1:29.53	4 78.73
13	87	B	Paul NEWTON	Fiesta XR2	8	12:27.46	28.63	75.44	1:30.85	4 77.58
14	62	B	Colin THORPE	Ford Fiesta XR2	8	12:28.94	30.11	75.29	1:30.99	7 77.46
15	59	B	Daniel GIBSON	Ford Fiesta XR2	8	12:42.57	43.74	73.94	1:33.35	6 75.51
16	22	B	Robert BENNETT	Ford Fiesta XR2	8	12:52.99	54.16	72.95	1:33.44	3 75.43
17	85	B	David DARLINGTON	Ford Fiesta XR2	8	13:07.04	1:08.21	71.65	1:34.85	8 74.31
18	75	B	Craig BARROW	Ford Fiesta XR2	7	12:17.61	1 Lap	66.89	1:42.64	4 68.67
Not-Classified										
	33	B	Mark TOWNSEND	Vauxhall Nova Gsi	2	3:13.60	DNF	72.81	1:32.00	2 76.61
Non-Starters										
	29	B	James RUSSELL	Peugeot 205 GTi						
	64	B	Bill PARIERA	Citroen AX GTi						
Fastest Lap										
	95	B	Edward COOPER	Vauxhall Nova Gsi					1:28.02	7 80.08

Weather / Track:

Start Time : 15:32

Donington

03 Jul 11 15:42

Clerk of Course :	Time Issued :	Chief Timekeeper : Anthony Smith
-------------------	---------------	----------------------------------

THESE RESULTS REMAIN PROVISIONAL FOR A MINIMUM OF 30 MINUTES FROM THE TIME OF ISSUE AND UNTIL ALL JUDICIAL AND TECHNICAL MATTERS HAVE BEEN SETTLED.

Results produced on HS Sports Timing and Results Systems

Lap Chart

Demon Tweeks/Yokohama Stock Hatch Championship - Class B - Race 18

Lap 1		Lap 2		Lap 3		Lap 4		Lap 5		Lap 6		Lap 7		Lap 8		Lap 9		Lap 10	
No	Time	No	Time	No	Time	No	Time	No	Time	No	Time	No	Time	No	Time	No	Time	No	Time
71	1:35.39	71	3:05.65	71	4:34.67	71	6:04.28	71	7:33.10	71	9:01.69	71	10:30.16	71	11:58.83				
88	1:35.60	88	3:06.08	88	4:34.88	88	6:04.41	88	7:34.12	88	9:02.24	88	10:30.84	45	11:59.62				
79	1:35.97	79	3:06.98	26	4:36.19	45	6:05.90	45	7:34.97	45	9:03.12	45	10:31.54	26	12:01.77				
45	1:36.04	26	3:07.09	45	4:37.05	26	6:06.27	26	7:35.47	26	9:04.92	26	10:33.23	95	12:02.74				
95	1:36.30	45	3:07.40	95	4:39.49	95	6:08.55	95	7:37.74	95	9:06.16	75	10:34.02 *1	79	12:11.35				
26	1:36.38	95	3:07.58	40	4:40.01	40	6:09.82	40	7:40.16	40	9:09.84	95	10:34.18	88	12:11.89				
90	1:36.58	90	3:07.83	27	4:41.08	27	6:10.74	79	7:40.66	79	9:10.28	40	10:40.58	61	12:12.24				
40	1:37.35	40	3:08.50	79	4:41.34	79	6:11.13	27	7:41.32	27	9:11.24	79	10:40.80	27	12:12.95				
27	1:39.27	27	3:10.77	38	4:42.50	61	6:13.65	61	7:43.45	61	9:12.95	27	10:41.23	40	12:13.11				
38	1:40.65	38	3:11.64	61	4:42.72	38	6:15.22	38	7:46.83	38	9:16.97	61	10:42.29	75	12:17.61 *1				
61	1:41.17	61	3:11.80	90	4:47.02	90	6:17.67	90	7:47.61	90	9:17.23	90	10:48.84	90	12:20.78				
33	1:41.60	33	3:13.60	57	4:48.68	57	6:18.21	57	7:50.45	57	9:20.82	38	10:49.67	38	12:21.51				
57	1:43.22	57	3:13.96	87	4:49.01	87	6:19.86	87	7:51.54	87	9:23.24	57	10:51.17	57	12:22.02				
87	1:43.25	87	3:15.61	62	4:50.01	62	6:21.10	62	7:53.54	62	9:25.41	87	10:54.36	87	12:27.46				
62	1:43.77	62	3:17.09	22	4:52.31	59	6:27.59	59	8:01.34	59	9:34.69	62	10:56.40	62	12:28.94				
22	1:44.60	22	3:18.87	59	4:53.43	22	6:28.95	22	8:02.67	22	9:37.26	59	11:08.44	59	12:42.57				
59	1:45.83	59	3:19.87	85	5:06.01	85	6:43.30	85	8:19.84	85	9:55.69	22	11:11.44	22	12:52.99				
85	1:50.29	85	3:27.51	75	5:23.37	75	7:06.01	75	8:49.10			85	11:32.19	85	13:07.04				
75	1:52.69	75	3:35.50																