



P11 - Provisional Qualifying Times for Races 14 & 22

Demon Tweeks / Yokohama Stock Hatch Championship - Class A

Pl	No	Cl	Name	Car	Laps	Time on Lap	Behind	MPH	
1	7	A	Shaun HAGEN	Citroen Saxo VTR	10	1:30.47	10	79.58	
2	86	A	Jake FARNDON	Citroen Saxo VTR	10	1:30.47	10	79.58	
3	66	A	Craig BELL	Citroen Saxo VTR	10	1:30.51	9	0.04	79.55
4	13	A	Andrew TIBBS	Citroen Saxo VTR	10	1:30.57	7	0.10	79.50
5	44	A	Nick THORNTON-JONES	Citroen Saxo VTR	10	1:30.77	9	0.30	79.32
6	4	A	Patrick FLETCHER	Citroen Saxo VTR	10	1:30.83	10	0.36	79.27
7	55	A	Rory COOPER	Citroen Saxo VTR	10	1:30.87	9	0.40	79.23
8	3	A	Matt DIGBY	Peugeot 106 Rallye	10	1:31.06	8	0.59	79.07
9	43	A	Terry BOTTING	Citroen Saxo VTR	10	1:31.09	3	0.62	79.04
10	8	A	Wayne HARRIS	Peugeot 106 Rallye	10	1:31.10	7	0.63	79.03
11	41	A	Martin WARD	Citroen Saxo VTR	9	1:31.19	7	0.72	78.96
12	21	A	Steven POWLESLAND	Citroen Saxo VTR	9	1:31.22	9	0.75	78.93
13	84	A	Adam STOKES	Peugeot 106 XSi	10	1:31.25	8	0.78	78.90
14	25	A	Pete MORGAN	Citroen Saxo VTR	10	1:31.71	10	1.24	78.51
15	50	A	John GUDGEON	Peugeot 106 XSi	10	1:31.73	9	1.26	78.49
16	73	A	Russell HOLMAN	Citroen Saxo VTR	8	1:31.78	4	1.31	78.45
17	47	A	Will SARGENT	Citroen Saxo VTR	10	1:31.84	9	1.37	78.40
18	11	A	Terry ROUGHTON	Citroen Saxo VTR	10	1:32.02	7	1.55	78.24
19	24	A	Kirk DEWELL	Citroen Saxo VTR	10	1:32.04	9	1.57	78.23
20	56	A	Nick CARTER	Vauxhall Corsa Sport	9	1:32.26	5	1.79	78.04
21	30	A	Trevor GREGORY	Citroen Saxo VTR	8	1:32.40	4	1.93	77.92
22	58	A	Paul JARVIS	Citroen Saxo VTR	10	1:32.83	7	2.36	77.56
23	80	A	Daniel STREET	Citroen Saxo VTR	9	1:34.88	4	4.41	75.89
24	88	A	Daniel BRUCE	Citroen Saxo VTR	9	1:34.90	7	4.43	75.87
25	74	A	Garry BRANDON	Citroen Saxo VTR	5	1:35.25	4	4.78	75.59
26	78	A	Mark SHEARS	Citroen Saxo VTR	9	1:35.57	6	5.10	75.34
27	35	A	Daniel SPENCER	Citroen Saxo VTR	9	1:35.90	3	5.43	75.08
28	93	A	Ben LILLY	Citroen Saxo VTR	9	1:36.11	9	5.64	74.91
29	91	A	Steve NOBLE	Peugeot 106	9	1:36.82	7	6.35	74.36
30	49	A	Geoff BLUFF	Citroen Saxo VTR	9	1:37.61	8	7.14	73.76
31	48	A	Mark GATES	Citroen Saxo VTR	9	1:38.65	9	8.18	72.99
32	23	A	Jack OLDHAM	Peugeot 106 XSi	8	1:38.73	8	8.26	72.93
33	46	A	Liam SARGENT	Citroen Saxo VTR	4	2:21.65	2	51.18	50.83

Exclusions

54	A	Carl SWANN	Citroen Saxo VTR	Eligibility - car underweight
----	---	------------	------------------	-------------------------------

Weather / Track: Bright / Dry

Start Time : 09:24

Snetterton 200

31 Jul 11 10:33

Clerk of Course :	Time Issued :	Chief Timekeeper : Terry Stevens
-------------------	---------------	----------------------------------

THESE RESULTS REMAIN PROVISIONAL FOR A MINIMUM OF 30 MINUTES FROM THE TIME OF ISSUE AND UNTIL ALL JUDICIAL AND TECHNICAL MATTERS HAVE BEEN SETTLED.

Results produced on HS Sports Timing and Results Systems. Results online at www.750MC.co.uk

Demon Tweeks / Yokohama Stock Hatch Championship - Class A

LAP TIMES - P11 - Provisional Qualifying Times for Races 14 & 22

3	Matt DIGBY										
Lap	1	2	3	4	5	6	7	8	9	10	
1	1:59.30	1:32.93	1:31.71	1:31.22	1:33.29	1:36.26	1:31.12	1:31.06	1:32.94	1:31.27	
4	Patrick FLETCHER										
Lap	1	2	3	4	5	6	7	8	9	10	
1	2:26.31	1:32.62	1:31.64	1:31.05	1:30.99	1:31.39	1:31.79	1:30.88	1:32.04	1:30.83	
7	Shaun HAGEN										
Lap	1	2	3	4	5	6	7	8	9	10	
1	1:45.02	1:31.18	1:32.77	1:32.44	1:32.62	1:31.81	1:31.13	1:30.62	1:30.69	1:30.47	
8	Wayne HARRIS										
Lap	1	2	3	4	5	6	7	8	9	10	
1	1:45.78	1:31.15	1:32.52	1:33.28	1:38.58	1:32.44	1:31.10	1:31.50	1:31.88	1:31.21	
11	Terry ROUGHTON										
Lap	1	2	3	4	5	6	7	8	9	10	
1	2:22.13	1:38.08	1:33.57	1:33.80	1:32.82	1:32.88	1:32.02	1:33.76	1:32.32	1:32.28	
13	Andrew TIBBS										
Lap	1	2	3	4	5	6	7	8	9	10	
1	2:25.70	1:43.13	1:32.84	1:31.94	1:31.34	1:30.76	1:30.57	1:31.10	1:31.50	1:31.61	
21	Steven POWLESLAND										
Lap	1	2	3	4	5	6	7	8	9	10	
1	2:53.70	1:32.11	1:33.47	1:31.83	1:31.45	1:31.57	1:31.49	1:31.61	1:31.22		
23	Jack OLDHAM										
Lap	1	2	3	4	5	6	7	8	9	10	
1	3:13.99	1:49.43	1:43.60	1:39.58	1:54.98	1:39.54	1:39.68	1:38.73			
24	Kirk DEWELL										
Lap	1	2	3	4	5	6	7	8	9	10	
1	2:00.53	1:35.29	1:34.48	1:34.20	1:32.62	1:34.23	1:33.14	1:32.25	1:32.04	1:32.57	
25	Pete MORGAN										
Lap	1	2	3	4	5	6	7	8	9	10	
1	2:28.24	1:33.46	1:32.22	1:32.88	1:32.40	1:32.02	1:32.65	1:33.21	1:33.42	1:31.71	
30	Trevor GREGORY										
Lap	1	2	3	4	5	6	7	8	9	10	
1	2:57.02	1:34.13	1:32.89	1:32.40	1:33.24	1:33.31	1:39.99	1:34.00			
35	Daniel SPENCER										
Lap	1	2	3	4	5	6	7	8	9	10	
1	2:49.45	1:36.49	1:35.90	2:04.64	1:41.97	1:36.28	1:49.89	1:36.46	1:37.47		
41	Martin WARD										
Lap	1	2	3	4	5	6	7	8	9	10	
1	2:49.88	1:33.60	1:32.27	1:31.72	1:33.16	1:31.73	1:31.19	1:31.30	1:31.24		

43	Terry BOTTING										
	Lap	1	2	3	4	5	6	7	8	9	10
	1	1:59.84	1:33.54	1:31.09	1:31.67	1:32.65	1:31.96	1:31.39	1:36.96	1:32.21	1:31.42
44	Nick THORNTON-JONES										
	Lap	1	2	3	4	5	6	7	8	9	10
	1	1:49.91	1:31.78	1:31.37	1:32.81	1:32.30	1:31.50	1:31.14	1:31.16	1:30.77	1:31.02
46	Liam SARGENT										
	Lap	1	2	3	4	5	6	7	8	9	10
	1	5:00.55	2:21.65	6:39.19	2:29.45						
47	Will SARGENT										
	Lap	1	2	3	4	5	6	7	8	9	10
	1	2:27.19	1:35.76	1:32.83	1:32.85	1:32.18	1:32.91	1:34.00	1:32.75	1:31.84	1:32.70
48	Mark GATES										
	Lap	1	2	3	4	5	6	7	8	9	10
	1	3:04.54	1:45.69	1:44.13	1:41.82	1:41.89	1:41.51	1:43.17	1:39.66	1:38.65	
49	Geoff BLUFF										
	Lap	1	2	3	4	5	6	7	8	9	10
	1	2:58.16	1:42.85	1:40.16	1:45.92	1:40.96	1:39.42	1:38.36	1:37.61	1:37.89	
50	John GUDGEON										
	Lap	1	2	3	4	5	6	7	8	9	10
	1	1:49.29	1:33.40	1:32.69	1:33.82	1:32.94	1:32.96	1:32.02	1:31.80	1:31.73	1:34.20
54	Carl SWANN										
	Lap	1	2	3	4	5	6	7	8	9	10
	1	2:10.15	1:32.97	1:31.68	1:31.41	1:31.54	1:32.29	1:32.58	1:30.69	1:31.06	1:35.60
55	Rory COOPER										
	Lap	1	2	3	4	5	6	7	8	9	10
	1	1:50.48	1:32.39	1:33.65	1:32.75	1:33.45	1:31.50	1:30.93	1:32.87	1:30.87	1:31.20
56	Nick CARTER										
	Lap	1	2	3	4	5	6	7	8	9	10
	1	2:42.76	1:34.54	1:32.83	1:32.59	1:32.26	1:32.94	1:33.27	1:33.04	1:33.24	
58	Paul JARVIS										
	Lap	1	2	3	4	5	6	7	8	9	10
	1	2:03.76	1:35.72	1:33.51	1:34.33	1:34.43	1:34.38	1:32.83	1:34.21	1:33.43	1:33.18
66	Craig BELL										
	Lap	1	2	3	4	5	6	7	8	9	10
	1	1:44.43	1:31.37	1:32.74	1:33.48	1:32.81	1:31.41	1:30.94	1:31.02	1:30.51	1:30.59
73	Russell HOLMAN										
	Lap	1	2	3	4	5	6	7	8	9	10
	1	2:04.57	1:32.54	1:32.00	1:31.78	1:34.30	1:35.32	1:43.68	2:21.49		
74	Garry BRANDON										
	Lap	1	2	3	4	5	6	7	8	9	10
	1	2:46.09	1:38.93	1:36.04	1:35.25	1:56.15					

78	Mark SHEARS									
Lap	1	2	3	4	5	6	7	8	9	10
1	2:57.94	1:37.69	1:37.70	1:37.14	1:36.95	1:35.57	1:37.36	1:38.55	1:39.19	
80	Daniel STREET									
Lap	1	2	3	4	5	6	7	8	9	10
1	3:06.22	1:39.14	1:37.68	1:34.88	1:36.96	1:34.99	1:35.33	1:35.93	1:39.80	
84	Adam STOKES									
Lap	1	2	3	4	5	6	7	8	9	10
1	1:52.25	1:33.74	1:31.77	1:32.02	1:36.27	1:31.54	1:32.60	1:31.25	1:37.04	1:32.21
86	Jake FARNDON									
Lap	1	2	3	4	5	6	7	8	9	10
1	1:46.65	1:31.05	1:32.29	1:32.80	1:33.18	1:31.40	1:30.92	1:30.80	1:31.22	1:30.47
88	Daniel BRUCE									
Lap	1	2	3	4	5	6	7	8	9	10
1	2:30.70	1:39.43	1:37.06	1:36.31	1:36.40	1:36.10	1:34.90	1:35.64	1:35.43	
91	Steve NOBLE									
Lap	1	2	3	4	5	6	7	8	9	10
1	2:20.89	1:46.57	1:41.06	1:38.63	1:39.94	1:38.31	1:36.82	1:39.22	1:37.10	
93	Ben LILLY									
Lap	1	2	3	4	5	6	7	8	9	10
1	3:05.51	1:45.21	1:39.53	1:38.09	1:38.38	1:39.18	1:37.98	1:36.24	1:36.11	

Demon Tweeks / Yokohama Stock Hatch Championship - Class A

Race 14

ROW 20

ROW 19

ROW 18

ROW 17

ROW 16

ROW 15

ROW 14

ROW 13

ROW 12

ROW 11

ROW 10

ROW 9

ROW 8

ROW 7

ROW 6

ROW 5

ROW 4

ROW 3

ROW 2

ROW 1

54 +10 seconds
Carl SWANN

46 02:21.650
Liam SARGENT

48 01:38.650
Mark GATES

23 01:38.730
Jack OLDHAM

91 01:36.820
Steve NOBLE

49 01:37.610
Geoff BLUFF

35 01:35.900
Daniel SPENCER

93 01:36.110
Ben LILLY

74 01:35.250
Garry BRANDON

78 01:35.570
Mark SHEARS

80 01:34.880
Daniel STREET

88 01:34.900
Daniel BRUCE

30 01:32.400
Trevor GREGORY

58 01:32.830
Paul JARVIS

24 01:32.040
Kirk DEWELL

56 01:32.260
Nick CARTER

47 01:31.840
Will SARGENT

11 01:32.020
Terry ROUGHTON

50 01:31.730
John GUDGEON

73 01:31.780
Russell HOLMAN

84 01:31.250
Adam STOKES

25 01:31.710
Pete MORGAN

41 01:31.190
Martin WARD

21 01:31.220
Steven POWLESLAND

43 01:31.090
Terry BOTTING

8 01:31.100
Wayne HARRIS

55 01:30.870
Rory COOPER

3 01:31.060
Matt DIGBY

44 01:30.770
Nick THORNTON-JONES

4 01:30.830
Patrick FLETCHER

66 01:30.510
Craig BELL

13 01:30.570
Andrew TIBBS

7 01:30.470
Shaun HAGEN

86 01:30.470
Jake FARNDON

POLE



Provisional Results - Race 14

Demon Tweeks / Yokohama Stock Hatch Championship - Class A

PI	No	Cl	Name	Car	Laps	Time	Behind	MPH	Best Lap on	MPH
1	7	A	Shaun HAGEN	Citroen Saxo VTR	10	15:24.63		77.25	1:31.09	4 78.41
2	13	A	Andrew TIBBS	Citreon Saxo VTR	10	15:24.84	0.21	77.23	1:30.88	4 78.60
3	86	A	Jake FARNDON	Citreon Saxo VTR	10	15:25.43	0.80	77.18	1:31.23	6 78.29
4	4	A	Patrick FLETCHER	Citroen Saxo VTR	10	15:25.47	0.84	77.18	1:31.10	5 78.41
5	55	A	Rory COOPER	Citreon Saxo VTR	10	15:29.18	4.55	76.87	1:31.41	5 78.14
6	3	A	Matt DIGBY	Peugeot 106 Rallye	10	15:30.13	5.50	76.79	1:31.17	9 78.35
7	41	A	Martin WARD	Citroen Saxo VTR	10	15:38.24	13.61	76.13	1:31.92	5 77.71
8	8	A	Wayne HARRIS	Peugeot 106 Rallye	10	15:39.96	15.33	75.99	1:31.73	5 77.87
9	84	A	Adam STOKES	Peugeot 106 XSi	10	15:41.04	16.41	75.90	1:32.32	8 77.37
10	66	A	Craig BELL	Citreon Saxo VTR	10	15:43.85	19.22	75.68	1:31.05	5 78.45
11	56	A	Nick CARTER	Vauxhall Corsa Sport	10	15:44.04	19.41	75.66	1:32.45	5 77.26
12	50	A	John GUDGEON	Peugeot 106 XSi	10	15:44.85	20.22	75.60	1:32.55	6 77.18
13	24	A	Kirk DEWELL	Citreon Saxo VTR	10	15:45.04	20.41	75.58	1:32.17	7 77.50
14	25	A	Pete MORGAN	Citroen Saxo VTR	10	15:45.66	21.03	75.53	1:31.84	2 77.77
15	54	A	Carl SWANN	Citroen Saxo VTR	10	15:45.91	21.28	75.51	1:31.35	9 78.19
16	11	A	Terry ROUGHTON	Citreon Saxo VTR	10	15:49.84	25.21	75.20	1:32.38	10 77.32
17	47	A	Will SARGENT	Citroen Saxo VTR	10	15:51.55	26.92	75.06	1:32.91	5 76.88
18	21	A	Steven POWLESLAND	Citroen Saxo VTR	10	15:54.06	29.43	74.87	1:32.58	6 77.15
19	30	A	Trevor GREGORY	Citroen Saxo VTR	10	16:01.73	37.10	74.27	1:33.11	7 76.71
20	88	A	Daniel BRUCE	Citreon Saxo VTR	10	16:09.98	45.35	73.64	1:34.37	10 75.69
21	93	A	Ben LILLY	Citroen Saxo VTR	10	16:12.55	47.92	73.44	1:33.82	5 76.13
22	46	A	Liam SARGENT	Citroen Saxo VTR	10	16:15.44	50.81	73.23	1:35.25	7 74.99
23	80	A	Daniel STREET	Citreon Saxo VTR	10	16:18.57	53.94	72.99	1:35.00	9 75.19
24	91	A	Steve NOBLE	Peugeot 106	10	16:22.71	58.08	72.68	1:35.12	5 75.09
25	35	A	Daniel SPENCER	Citreon Saxo VTR	10	16:22.90	58.27	72.67	1:35.78	6 74.57
26	78	A	Mark SHEARS	Citroen Saxo VTR	10	16:30.14	1:05.51	72.14	1:36.43	7 74.07
27	48	A	Mark GATES	Citreon Saxo VTR	10	16:34.86	1:10.23	71.80	1:36.10	7 74.33
28	23	A	Jack OLDHAM	Peugeot 106 XSi	10	16:45.89	1:21.26	71.01	1:37.92	2 72.94
29	49	A	Geoff BLUFF	Citreon Saxo VTR	10	16:45.94	1:21.31	71.01	1:37.91	3 72.95

Not-Classified

58	A	Paul JARVIS	Citroen Saxo VTR	6	15:33.08	NCF	45.93	1:34.58	3 75.52
43	A	Terry BOTTING	Citroen Saxo VTR	6	9:27.96	DNF	75.46	1:31.47	5 78.09
44	A	Nick THORNTON-JONES	Citroen Saxo VTR	5	8:24.11	DNF	70.85	1:32.85	3 76.93
73	A	Russell HOLMAN	Citroen Saxo VTR	3	4:54.22	DNF	72.83	1:34.58	2 75.52

Non-Starters

74	A	Garry BRANDON	Citroen Saxo VTR
----	---	---------------	------------------

Fastest Lap

13	A	Andrew TIBBS	Citreon Saxo VTR	1:30.88	4 78.60
----	---	--------------	------------------	---------	---------

Weather / Track: Bright / Dry

Start Time : 12:10

Snetterton 200

31 Jul 11 12:27

Clerk of Course :	Time Issued :	Chief Timekeeper : Terry Stevens
-------------------	---------------	----------------------------------

THESE RESULTS REMAIN PROVISIONAL FOR A MINIMUM OF 30 MINUTES FROM THE TIME OF ISSUE AND UNTIL ALL JUDICIAL AND TECHNICAL MATTERS HAVE BEEN SETTLED.

Results produced on HS Sports Timing and Results Systems

Lap Chart

Demon Tweeks / Yokohama Stock Hatch Championship - Class A - Race 14

Lap 1		Lap 2		Lap 3		Lap 4		Lap 5		Lap 6		Lap 7		Lap 8		Lap 9		Lap 10	
No	Time	No	Time	No	Time	No	Time	No	Time	No	Time	No	Time	No	Time	No	Time	No	Time
7	1:40.37	7	3:11.99	7	4:43.55	7	6:14.64	7	7:46.27	7	9:17.55	7	10:49.20	7	12:20.85	7	13:52.56	7	15:24.63
13	1:40.73	13	3:12.19	13	4:43.91	13	6:14.79	13	7:46.44	13	9:17.80	86	10:50.29	86	12:21.77	13	13:53.40	13	15:24.84
86	1:40.85	86	3:12.97	86	4:44.30	86	6:15.72	86	7:46.98	86	9:18.21	13	10:50.69	13	12:22.00	86	13:53.79	86	15:25.43
55	1:41.02	4	3:13.12	4	4:44.49	4	6:16.14	4	7:47.24	4	9:18.47	4	10:51.16	4	12:22.88	4	13:53.98	4	15:25.47
4	1:41.32	55	3:13.54	55	4:45.36	55	6:17.07	55	7:48.48	55	9:20.26	55	10:51.82	55	12:24.95	55	13:57.04	55	15:29.18
3	1:41.58	21	3:15.35	3	4:48.10	3	6:19.53	3	7:51.54	3	9:24.21	3	10:55.81	3	12:27.45	58	13:57.26 *4	3	15:30.13
21	1:42.26	3	3:15.42	21	4:48.64	21	6:21.75	41	7:54.17	41	9:26.88	41	10:59.47	41	12:32.28	3	13:58.62	58	15:33.08 *4
73	1:42.62	41	3:15.63	8	4:48.82	41	6:22.25	84	7:55.19	21	9:27.82	84	11:02.20	84	12:34.52	41	14:04.99	41	15:38.24
8	1:42.69	8	3:16.41	41	4:49.23	84	6:22.58	21	7:55.24	43	9:27.96	56	11:02.76	8	12:34.70	8	14:07.58	8	15:39.96
41	1:43.48	43	3:16.98	84	4:49.43	43	6:23.84	43	7:55.31	84	9:29.00	8	11:02.81	25	12:37.05	84	14:07.90	84	15:41.04
43	1:43.74	84	3:17.08	43	4:49.97	8	6:23.98	8	7:55.71	8	9:29.26	25	11:03.08	56	12:37.19	56	14:10.88	66	15:43.85
84	1:44.23	73	3:17.20	44	4:50.14	56	6:24.50	56	7:56.95	56	9:30.09	50	11:03.94	50	12:37.41	66	14:11.07	56	15:44.04
44	1:44.40	44	3:17.29	56	4:50.60	44	6:24.52	25	7:57.75	25	9:30.73	66	11:06.05	66	12:37.95	50	14:11.89	50	15:44.85
56	1:45.29	56	3:18.10	50	4:52.05	50	6:25.05	50	7:58.75	50	9:31.30	24	11:07.30	24	12:40.03	25	14:12.32	24	15:45.04
50	1:45.90	50	3:18.90	25	4:52.24	25	6:25.34	24	8:01.97	66	9:34.36	11	11:10.06	54	12:43.04	24	14:12.49	25	15:45.66
24	1:46.98	25	3:19.26	73	4:54.22	24	6:29.32	66	8:02.20	24	9:35.13	54	11:10.32	11	12:44.92	54	14:14.39	54	15:45.91
25	1:47.42	11	3:23.49	11	4:56.70	11	6:30.27	11	8:03.43	11	9:37.18	47	11:11.61	47	12:45.09	11	14:17.46	11	15:49.84
11	1:48.25	24	3:23.67	24	4:56.89	66	6:31.15	47	8:05.56	47	9:38.50	21	11:15.17	21	12:48.35	47	14:18.06	47	15:51.55
30	1:48.42	47	3:25.61	47	4:59.21	47	6:32.65	54	8:07.44	54	9:38.86	30	11:21.62	30	12:54.99	21	14:21.47	21	15:54.06
88	1:49.79	58	3:27.33	66	4:59.40	54	6:35.58	88	8:14.72	30	9:48.51	88	11:25.25	88	13:00.93	30	14:28.33	30	16:01.73
58	1:50.20	88	3:27.35	58	5:01.91	88	6:38.87	30	8:15.29	88	9:49.64	93	11:26.75	93	13:02.02	88	14:35.61	88	16:09.98
47	1:50.33	66	3:27.51	54	5:02.34	46	6:40.94	93	8:16.33	93	9:51.67	46	11:27.91	46	13:03.24	93	14:37.45	93	16:12.55
93	1:50.70	46	3:28.02	46	5:03.49	30	6:41.66	46	8:16.77	46	9:52.66	91	11:31.04	91	13:07.03	46	14:38.54	46	16:15.44
35	1:52.35	93	3:28.64	88	5:03.52	93	6:42.51	91	8:18.70	91	9:54.91	35	11:31.69	35	13:08.18	80	14:43.32	80	16:18.57
46	1:52.50	35	3:28.71	93	5:05.08	35	6:43.38	35	8:19.60	35	9:55.38	80	11:31.95	80	13:08.32	91	14:43.67	91	16:22.71
91	1:52.60	54	3:28.76	30	5:05.43	91	6:43.58	80	8:21.78	80	9:56.94	78	11:38.06	78	13:15.35	35	14:44.71	35	16:22.90
23	1:54.34	30	3:30.44	35	5:05.84	80	6:46.58	44	8:24.11	78	10:01.63	48	11:40.05	48	13:18.77	78	14:52.48	78	16:30.14
78	1:54.44	91	3:30.78	91	5:06.32	78	6:47.46	78	8:24.27	48	10:03.95	23	11:48.23	23	13:29.12	48	14:56.67	48	16:34.86
66	1:54.45	23	3:32.26	78	5:09.92	48	6:49.43	48	8:26.29	23	10:09.73	49	11:48.39	49	13:29.66	23	15:07.45	23	16:45.89
54	1:55.32	78	3:32.76	80	5:10.52	23	6:50.89	49	8:31.18	49	10:10.00	58	12:11.25 *3	49	15:08.02	49	16:45.94	49	16:45.94
49	1:55.51	80	3:33.45	23	5:11.55	49	6:51.40	23	8:31.39										
80	1:56.36	49	3:34.59	48	5:11.59														
48	1:57.00	48	3:34.59	49	5:12.50														

Demon Tweeks / Yokohama Stock Hatch Championship - Class A

LAP TIMES - Race 14

3	Matt DIGBY										
Lap	1	2	3	4	5	6	7	8	9	10	
1	1:41.58	1:33.84	1:32.68	1:31.43	1:32.01	1:32.67	1:31.60	1:31.64	1:31.17	1:31.51	
4	Patrick FLETCHER										
Lap	1	2	3	4	5	6	7	8	9	10	
1	1:41.32	1:31.80	1:31.37	1:31.65	1:31.10	1:31.23	1:32.69	1:31.72	1:31.10	1:31.49	
7	Shaun HAGEN										
Lap	1	2	3	4	5	6	7	8	9	10	
1	1:40.37	1:31.62	1:31.56	1:31.09	1:31.63	1:31.28	1:31.65	1:31.65	1:31.71	1:32.07	
8	Wayne HARRIS										
Lap	1	2	3	4	5	6	7	8	9	10	
1	1:42.69	1:33.72	1:32.41	1:35.16	1:31.73	1:33.55	1:33.55	1:31.89	1:32.88	1:32.38	
11	Terry ROUGHTON										
Lap	1	2	3	4	5	6	7	8	9	10	
1	1:48.25	1:35.24	1:33.21	1:33.57	1:33.16	1:33.75	1:32.88	1:34.86	1:32.54	1:32.38	
13	Andrew TIBBS										
Lap	1	2	3	4	5	6	7	8	9	10	
1	1:40.73	1:31.46	1:31.72	1:30.88	1:31.65	1:31.36	1:32.89	1:31.31	1:31.40	1:31.44	
21	Steven POWLESLAND										
Lap	1	2	3	4	5	6	7	8	9	10	
1	1:42.26	1:33.09	1:33.29	1:33.11	1:33.49	1:32.58	1:47.35	1:33.18	1:33.12	1:32.59	
23	Jack OLDHAM										
Lap	1	2	3	4	5	6	7	8	9	10	
1	1:54.34	1:37.92	1:39.29	1:39.34	1:40.50	1:38.34	1:38.50	1:40.89	1:38.33	1:38.44	
24	Kirk DEWELL										
Lap	1	2	3	4	5	6	7	8	9	10	
1	1:46.98	1:36.69	1:33.22	1:32.43	1:32.65	1:33.16	1:32.17	1:32.73	1:32.46	1:32.55	
25	Pete MORGAN										
Lap	1	2	3	4	5	6	7	8	9	10	
1	1:47.42	1:31.84	1:32.98	1:33.10	1:32.41	1:32.98	1:32.35	1:33.97	1:35.27	1:33.34	
30	Trevor GREGORY										
Lap	1	2	3	4	5	6	7	8	9	10	
1	1:48.42	1:42.02	1:34.99	1:36.23	1:33.63	1:33.22	1:33.11	1:33.37	1:33.34	1:33.40	
35	Daniel SPENCER										
Lap	1	2	3	4	5	6	7	8	9	10	
1	1:52.35	1:36.36	1:37.13	1:37.54	1:36.22	1:35.78	1:36.31	1:36.49	1:36.53	1:38.19	
41	Martin WARD										
Lap	1	2	3	4	5	6	7	8	9	10	
1	1:43.48	1:32.15	1:33.60	1:33.02	1:31.92	1:32.71	1:32.59	1:32.81	1:32.71	1:33.25	

43	Terry BOTTING										
	Lap	1	2	3	4	5	6	7	8	9	10
	1	1:43.74	1:33.24	1:32.99	1:33.87	1:31.47	1:32.65				
44	Nick THORNTON-JONES										
	Lap	1	2	3	4	5	6	7	8	9	10
	1	1:44.40	1:32.89	1:32.85	1:34.38	1:59.59					
46	Liam SARGENT										
	Lap	1	2	3	4	5	6	7	8	9	10
	1	1:52.50	1:35.52	1:35.47	1:37.45	1:35.83	1:35.89	1:35.25	1:35.33	1:35.30	1:36.90
47	Will SARGENT										
	Lap	1	2	3	4	5	6	7	8	9	10
	1	1:50.33	1:35.28	1:33.60	1:33.44	1:32.91	1:32.94	1:33.11	1:33.48	1:32.97	1:33.49
48	Mark GATES										
	Lap	1	2	3	4	5	6	7	8	9	10
	1	1:57.00	1:37.59	1:37.00	1:37.84	1:36.86	1:37.66	1:36.10	1:38.72	1:37.90	1:38.19
49	Geoff BLUFF										
	Lap	1	2	3	4	5	6	7	8	9	10
	1	1:55.51	1:39.08	1:37.91	1:38.90	1:39.78	1:38.82	1:38.39	1:41.27	1:38.36	1:37.92
50	John GUDGEON										
	Lap	1	2	3	4	5	6	7	8	9	10
	1	1:45.90	1:33.00	1:33.15	1:33.00	1:33.70	1:32.55	1:32.64	1:33.47	1:34.48	1:32.96
54	Carl SWANN										
	Lap	1	2	3	4	5	6	7	8	9	10
	1	1:55.32	1:33.44	1:33.58	1:33.24	1:31.86	1:31.42	1:31.46	1:32.72	1:31.35	1:31.52
55	Rory COOPER										
	Lap	1	2	3	4	5	6	7	8	9	10
	1	1:41.02	1:32.52	1:31.82	1:31.71	1:31.41	1:31.78	1:31.56	1:33.13	1:32.09	1:32.14
56	Nick CARTER										
	Lap	1	2	3	4	5	6	7	8	9	10
	1	1:45.29	1:32.81	1:32.50	1:33.90	1:32.45	1:33.14	1:32.67	1:34.43	1:33.69	1:33.16
58	Paul JARVIS										
	Lap	1	2	3	4	5	6	7	8	9	10
	1	1:50.20	1:37.13	1:34.58	7:09.34	1:46.01	1:35.82				
66	Craig BELL										
	Lap	1	2	3	4	5	6	7	8	9	10
	1	1:54.45	1:33.06	1:31.89	1:31.75	1:31.05	1:32.16	1:31.69	1:31.90	1:33.12	1:32.78
73	Russell HOLMAN										
	Lap	1	2	3	4	5	6	7	8	9	10
	1	1:42.62	1:34.58	1:37.02							
78	Mark SHEARS										
	Lap	1	2	3	4	5	6	7	8	9	10
	1	1:54.44	1:38.32	1:37.16	1:37.54	1:36.81	1:37.36	1:36.43	1:37.29	1:37.13	1:37.66

80	Daniel STREET										
	Lap	1	2	3	4	5	6	7	8	9	10
	1	1:56.36	1:37.09	1:37.07	1:36.06	1:35.20	1:35.16	1:35.01	1:36.37	1:35.00	1:35.25

84	Adam STOKES										
	Lap	1	2	3	4	5	6	7	8	9	10
	1	1:44.23	1:32.85	1:32.35	1:33.15	1:32.61	1:33.81	1:33.20	1:32.32	1:33.38	1:33.14

86	Jake FARNDON										
	Lap	1	2	3	4	5	6	7	8	9	10
	1	1:40.85	1:32.12	1:31.33	1:31.42	1:31.26	1:31.23	1:32.08	1:31.48	1:32.02	1:31.64

88	Daniel BRUCE										
	Lap	1	2	3	4	5	6	7	8	9	10
	1	1:49.79	1:37.56	1:36.17	1:35.35	1:35.85	1:34.92	1:35.61	1:35.68	1:34.68	1:34.37

91	Steve NOBLE										
	Lap	1	2	3	4	5	6	7	8	9	10
	1	1:52.60	1:38.18	1:35.54	1:37.26	1:35.12	1:36.21	1:36.13	1:35.99	1:36.64	1:39.04

93	Ben LILLY										
	Lap	1	2	3	4	5	6	7	8	9	10
	1	1:50.70	1:37.94	1:36.44	1:37.43	1:33.82	1:35.34	1:35.08	1:35.27	1:35.43	1:35.10



2nd Best Qualifying Times

Demon Tweeks / Yokohama Stock Hatch Championship - Class A

Pos	No	Cl	Name	Car	Time
1	66	A	Craig BELL	Citroen Saxo VTR	1:30.59
2	7	A	Shaun HAGEN	Citroen Saxo VTR	1:30.62
3	13	A	Andrew TIBBS	Citroen Saxo VTR	1:30.76
4	86	A	Jake FARNDON	Citroen Saxo VTR	1:30.80
5	4	A	Patrick FLETCHER	Citroen Saxo VTR	1:30.88
6	55	A	Rory COOPER	Citroen Saxo VTR	1:30.93
7	44	A	Nick THORNTON-JONES	Citroen Saxo VTR	1:31.02
8	54	A	Carl SWANN	Citroen Saxo VTR	1:31.06
9	3	A	Matt DIGBY	Peugeot 106 Rallye	1:31.12
10	8	A	Wayne HARRIS	Peugeot 106 Rallye	1:31.15
11	41	A	Martin WARD	Citroen Saxo VTR	1:31.24
12	43	A	Terry BOTTING	Citroen Saxo VTR	1:31.39
13	21	A	Steven POWLESLAND	Citroen Saxo VTR	1:31.45
14	84	A	Adam STOKES	Peugeot 106 XSi	1:31.54
15	50	A	John GUDGEON	Peugeot 106 XSi	1:31.80
16	73	A	Russell HOLMAN	Citroen Saxo VTR	1:32.00
17	25	A	Pete MORGAN	Citroen Saxo VTR	1:32.02
18	47	A	Will SARGENT	Citroen Saxo VTR	1:32.18
19	24	A	Kirk DEWELL	Citroen Saxo VTR	1:32.25
20	11	A	Terry ROUGHTON	Citroen Saxo VTR	1:32.28
21	56	A	Nick CARTER	Vauxhall Corsa Sport	1:32.59
22	30	A	Trevor GREGORY	Citroen Saxo VTR	1:32.89
23	58	A	Paul JARVIS	Citroen Saxo VTR	1:33.18
24	80	A	Daniel STREET	Citroen Saxo VTR	1:34.99
25	88	A	Daniel BRUCE	Citroen Saxo VTR	1:35.43
26	74	A	Garry BRANDON	Citroen Saxo VTR	1:36.04
27	93	A	Ben LILLY	Citroen Saxo VTR	1:36.24
28	35	A	Daniel SPENCER	Citroen Saxo VTR	1:36.28
29	78	A	Mark SHEARS	Citroen Saxo VTR	1:36.95
30	91	A	Steve NOBLE	Peugeot 106	1:37.10
31	49	A	Geoff BLUFF	Citroen Saxo VTR	1:37.89
32	23	A	Jack OLDHAM	Peugeot 106 XSi	1:39.54
33	48	A	Mark GATES	Citroen Saxo VTR	1:39.66
34	46	A	Liam SARGENT	Citroen Saxo VTR	2:29.45

No 54 - all qualifying times disallowed - car underweight

31 Jul 11 10:25

Clerk of Course:

Time Issued:

Chief Timekeeper:

THESE RESULTS REMAIN PROVISIONAL FOR A MINIMUM OF 30 MINUTES FROM THE TIME OF ISSUE

Demon Tweeks / Yokohama Stock Hatch Championship - Class A

Race 22

ROW 20			
ROW 19			
ROW 18		54 +10 seconds Carl SWANN	
ROW 17	46 02:29.450 Liam SARGENT		
ROW 16		23 01:39.540 Jack OLDHAM	48 01:39.660 Mark GATES
ROW 15	91 01:37.100 Steve NOBLE		49 01:37.890 Geoff BLUFF
ROW 14		35 01:36.280 Daniel SPENCER	78 01:36.950 Mark SHEARS
ROW 13	74 01:36.040 Garry BRANDON		93 01:36.240 Ben LILLY
ROW 12		80 01:34.990 Daniel STREET	88 01:35.430 Daniel BRUCE
ROW 11	30 01:32.890 Trevor GREGORY		58 01:33.180 Paul JARVIS
ROW 10		11 01:32.280 Terry ROUGHTON	56 01:32.590 Nick CARTER
ROW 9	47 01:32.180 Will SARGENT		24 01:32.250 Kirk DEWELL
ROW 8		73 01:32.000 Russell HOLMAN	25 01:32.020 Pete MORGAN
ROW 7	84 01:31.540 Adam STOKES		50 01:31.800 John GUDGEON
ROW 6		43 01:31.390 Terry BOTTING	21 01:31.450 Steven POWLESLAND
ROW 5	8 01:31.150 Wayne HARRIS		41 01:31.240 Martin WARD
ROW 4		44 01:31.020 Nick THORNTON-JONES	3 01:31.120 Matt DIGBY
ROW 3	4 01:30.880 Patrick FLETCHER		55 01:30.930 Rory COOPER
ROW 2		13 01:30.760 Andrew TIBBS	86 01:30.800 Jake FARNDON
ROW 1	66 01:30.590 Craig BELL		7 01:30.620 Shaun HAGEN
	POLE		



Provisional Results - Race 22

Demon Tweeks / Yokohama Stock Hatch Championship - Class A

Pl	No	Cl	Name	Car	Laps	Time	Behind	MPH	Best Lap on	MPH
1	7	A	Shaun HAGEN	Citroen Saxo VTR	10	15:25.74		77.16	1:31.49	8 78.07
2	66	A	Craig BELL	Citreon Saxo VTR	10	15:26.23	0.49	77.12	1:31.12	8 78.39
3	4	A	Patrick FLETCHER	Citroen Saxo VTR	10	15:28.54	2.80	76.92	1:31.08	5 78.42
4	13	A	Andrew TIBBS	Citreon Saxo VTR	10	15:28.57	2.83	76.92	1:31.15	6 78.36
5	55	A	Rory COOPER	Citreon Saxo VTR	10	15:30.09	4.35	76.80	1:31.62	2 77.96
6	86	A	Jake FARNDON	Citreon Saxo VTR	10	15:30.30	4.56	76.78	1:31.36	2 78.18
7	3	A	Matt DIGBY	Peugeot 106 Rallye	10	15:30.62	4.88	76.75	1:31.41	7 78.14
8	84	A	Adam STOKES	Peugeot 106 XSi	10	15:33.59	7.85	76.51	1:31.59	6 77.99
9	21	A	Steven POWLESLAND	Citroen Saxo VTR	10	15:35.66	9.92	76.34	1:31.63	4 77.95
10	24	A	Kirk DEWELL	Citreon Saxo VTR	10	15:53.57	27.83	74.91	1:32.20	9 77.47
11	47	A	Will SARGENT	Citroen Saxo VTR	10	15:54.24	28.50	74.85	1:33.24	7 76.61
12	30	A	Trevor GREGORY	Citroen Saxo VTR	10	15:56.66	30.92	74.66	1:32.86	8 76.92
13	11	A	Terry ROUGHTON	Citreon Saxo VTR	10	16:01.37	35.63	74.30	1:33.35	8 76.52
14	56	A	Nick CARTER	Vauxhall Corsa Sport	10	16:02.43	36.69	74.22	1:32.83	7 76.94
15	93	A	Ben LILLY	Citroen Saxo VTR	10	16:02.60	36.86	74.20	1:32.75	10 77.01
16	58	A	Paul JARVIS	Citroen Saxo VTR	10	16:04.71	38.97	74.04	1:34.07	10 75.93
17	80	A	Daniel STREET	Citreon Saxo VTR	10	16:04.94	39.20	74.02	1:34.00	10 75.99
18	50	A	John GUDGEON	Peugeot 106 XSi	10	16:09.19	43.45	73.70	1:33.24	2 76.61
19	43	A	Terry BOTTING	Citroen Saxo VTR	10	16:12.34	46.60	73.46	1:32.50	4 77.22
20	54	A	Carl SWANN	Citroen Saxo VTR	10	16:18.93	53.19	72.96	1:34.03	8 75.96
21	46	A	Liam SARGENT	Citroen Saxo VTR	10	16:26.88	1:01.14	72.38	1:35.17	8 75.05
22	23	A	Jack OLDHAM	Peugeot 106 XSi	10	16:33.56	1:07.82	71.89	1:36.88	7 73.73
23	78	A	Mark SHEARS	Citroen Saxo VTR	10	16:34.80	1:09.06	71.80	1:36.27	10 74.20
24	88	A	Daniel BRUCE	Citreon Saxo VTR	10	16:36.45	1:10.71	71.68	1:34.44	10 75.63
25	48	A	Mark GATES	Citreon Saxo VTR	10	16:45.31	1:19.57	71.05	1:36.96	10 73.67
26	49	A	Geoff BLUFF	Citreon Saxo VTR	10	16:55.10	1:29.36	70.37	1:37.78	7 73.05
27	35	A	Daniel SPENCER	Citreon Saxo VTR	9	15:27.05	1 Lap	69.34	1:36.65	2 73.90

Not-Classified

73	A	Russell HOLMAN	Citroen Saxo VTR	9	14:51.39	DNF	72.12	1:33.12	2 76.70
44	A	Nick THORNTON-JONES	Citroen Saxo VTR	4	6:40.31	DNF	71.37	1:31.71	2 77.88
25	A	Pete MORGAN	Citroen Saxo VTR	0		Starter	0.00		
41	A	Martin WARD	Citroen Saxo VTR	0		Starter	0.00		
8	A	Wayne HARRIS	Peugeot 106 Rallye	0		Starter	0.00		

Non-Starters

74	A	Garry BRANDON	Citroen Saxo VTR						
91	A	Steve NOBLE	Peugeot 106						

Fastest Lap

4	A	Patrick FLETCHER	Citroen Saxo VTR				1:31.08	5 78.42
---	---	------------------	------------------	--	--	--	---------	---------

Weather / Track: Bright / Dry

Start Time : 17:02

Snetterton 200

31 Jul 11 17:18

Clerk of Course :	Time Issued :	Chief Timekeeper : Terry Stevens
-------------------	---------------	----------------------------------

THESE RESULTS REMAIN PROVISIONAL FOR A MINIMUM OF 30 MINUTES FROM THE TIME OF ISSUE AND UNTIL ALL JUDICIAL AND TECHNICAL MATTERS HAVE BEEN SETTLED.

Results produced on HS Sports Timing and Results Systems

Lap Chart

Demon Tweeks / Yokohama Stock Hatch Championship - Class A - Race 22

Lap 1		Lap 2		Lap 3		Lap 4		Lap 5		Lap 6		Lap 7		Lap 8		Lap 9		Lap 10	
No	Time	No	Time	No	Time	No	Time	No	Time	No	Time	No	Time	No	Time	No	Time	No	Time
7	1:39.88	7	3:11.55	7	4:43.37	7	6:15.01	7	7:46.79	7	9:18.58	7	10:50.21	7	12:21.70	7	13:53.69	7	15:25.74
55	1:40.22	55	3:11.84	55	4:43.79	55	6:15.86	66	7:47.59	66	9:18.91	66	10:50.80	66	12:21.92	66	13:53.99	66	15:26.23
66	1:41.27	66	3:12.55	66	4:44.00	66	6:16.33	55	7:48.03	55	9:19.95	55	10:51.74	4	12:24.11	4	13:56.55	35	15:27.05 *1
86	1:41.51	86	3:12.87	86	4:45.30	4	6:17.74	4	7:48.82	4	9:20.04	13	10:51.80	13	12:24.31	13	13:56.81	4	15:28.54
13	1:41.87	13	3:13.23	4	4:45.31	13	6:18.12	13	7:49.32	13	9:20.47	4	10:52.21	55	12:25.03	55	13:57.25	13	15:28.57
4	1:42.09	4	3:13.47	13	4:45.80	86	6:18.48	86	7:50.21	86	9:21.93	86	10:54.36	86	12:26.13	86	13:57.88	55	15:30.09
44	1:42.58	44	3:14.29	44	4:46.57	3	6:19.98	3	7:51.47	3	9:23.51	3	10:54.92	3	12:27.35	3	13:58.99	86	15:30.30
3	1:43.60	3	3:15.96	3	4:47.86	84	6:20.99	84	7:52.85	84	9:24.44	84	10:56.10	84	12:28.06	84	14:00.28	3	15:30.62
84	1:44.20	84	3:16.96	84	4:49.12	21	6:21.58	21	7:53.43	21	9:25.38	21	10:57.57	21	12:29.56	21	14:02.28	84	15:33.59
21	1:44.57	21	3:17.61	21	4:49.95	73	6:29.68	73	8:05.69	47	9:40.02	47	11:13.26	47	12:46.55	47	14:19.98	21	15:35.66
24	1:47.38	24	3:20.05	73	4:55.82	11	6:29.98	47	8:06.06	11	9:41.23	11	11:14.86	11	12:48.21	24	14:20.70	24	15:35.57
73	1:47.67	73	3:20.79	11	4:56.34	47	6:30.49	11	8:06.46	73	9:41.29	24	11:15.83	24	12:48.50	30	14:22.34	47	15:54.24
11	1:48.27	11	3:21.83	47	4:56.64	30	6:31.05	30	8:06.65	30	9:41.41	30	11:16.37	30	12:49.23	11	14:22.41	30	15:56.66
47	1:48.90	47	3:22.43	30	4:57.16	93	6:34.49	24	8:08.13	24	9:41.73	73	11:16.67	73	12:51.44	56	14:29.45	11	16:01.37
30	1:49.97	30	3:23.63	93	4:59.87	24	6:34.65	93	8:09.70	93	9:44.90	93	11:19.95	93	12:55.57	93	14:29.85	56	16:02.43
93	1:51.12	93	3:25.60	24	5:01.56	58	6:38.04	58	8:12.19	58	9:46.27	58	11:20.53	56	12:55.78	58	14:30.64	93	16:02.60
58	1:53.02	58	3:28.26	58	5:03.23	80	6:38.29	80	8:12.75	80	9:47.02	80	11:21.06	58	12:56.16	80	14:30.94	58	16:04.71
35	1:53.29	80	3:28.66	80	5:03.78	44	6:40.31	56	8:15.35	56	9:48.82	56	11:21.65	80	12:56.20	50	14:35.07	80	16:04.94
80	1:53.79	35	3:29.94	35	5:07.01	56	6:41.98	50	8:18.78	50	9:53.21	50	11:27.44	50	13:01.15	43	14:39.14	50	16:09.19
23	1:54.85	23	3:32.33	56	5:07.41	50	6:45.06	54	8:23.94	54	9:59.25	43	11:33.83	43	13:06.54	54	14:43.84	43	16:12.34
46	1:58.20	56	3:33.62	23	5:09.53	35	6:46.01	35	8:24.31	43	10:00.21	54	11:34.68	54	13:08.71	46	14:47.90	54	16:18.93
78	1:58.27	54	3:34.08	50	5:09.89	54	6:46.63	46	8:24.51	46	10:00.34	46	11:35.92	46	13:11.09	73	14:51.39	46	16:26.88
56	1:58.34	50	3:34.50	54	5:11.12	23	6:46.77	23	8:25.10	23	10:02.51	23	11:39.39	23	13:17.09	23	14:54.27	23	16:33.56
54	2:00.00	46	3:37.11	46	5:12.80	46	6:48.22	43	8:25.81	78	10:07.22	78	11:44.58	78	13:20.90	78	14:58.53	78	16:34.80
48	2:01.17	78	3:37.75	78	5:14.42	78	6:51.02	78	8:28.53	35	10:08.31	35	11:52.12	88	13:27.20	88	15:02.01	88	16:36.45
50	2:01.26	48	3:41.57	43	5:19.14	43	6:51.64	48	8:36.78	48	10:14.98	88	11:52.36	48	13:31.04	48	15:08.35	48	16:45.31
49	2:02.59	43	3:44.61	48	5:20.29	48	6:57.71	88	8:41.31	88	10:16.34	48	11:52.42	49	13:38.55	49	15:17.07	49	16:55.10
43	2:10.83	49	3:47.45	49	5:27.16	49	7:05.69	49	8:44.27	49	10:22.32	49	12:00.10	35	13:39.99				
88	2:16.61	88	3:54.28	88	5:30.48	88	7:05.94												

Demon Tweeks / Yokohama Stock Hatch Championship - Class A

LAP TIMES - Race 22

3	Matt DIGBY										
	Lap	1	2	3	4	5	6	7	8	9	10
	1	1:43.60	1:32.36	1:31.90	1:32.12	1:31.49	1:32.04	1:31.41	1:32.43	1:31.64	1:31.63
4	Patrick FLETCHER										
	Lap	1	2	3	4	5	6	7	8	9	10
	1	1:42.09	1:31.38	1:31.84	1:32.43	1:31.08	1:31.22	1:32.17	1:31.90	1:32.44	1:31.99
7	Shaun HAGEN										
	Lap	1	2	3	4	5	6	7	8	9	10
	1	1:39.88	1:31.67	1:31.82	1:31.64	1:31.78	1:31.79	1:31.63	1:31.49	1:31.99	1:32.05
11	Terry ROUGHTON										
	Lap	1	2	3	4	5	6	7	8	9	10
	1	1:48.27	1:33.56	1:34.51	1:33.64	1:36.48	1:34.77	1:33.63	1:33.35	1:34.20	1:38.96
13	Andrew TIBBS										
	Lap	1	2	3	4	5	6	7	8	9	10
	1	1:41.87	1:31.36	1:32.57	1:32.32	1:31.20	1:31.15	1:31.33	1:32.51	1:32.50	1:31.76
21	Steven POWLESLAND										
	Lap	1	2	3	4	5	6	7	8	9	10
	1	1:44.57	1:33.04	1:32.34	1:31.63	1:31.85	1:31.95	1:32.19	1:31.99	1:32.72	1:33.38
23	Jack OLDHAM										
	Lap	1	2	3	4	5	6	7	8	9	10
	1	1:54.85	1:37.48	1:37.20	1:37.24	1:38.33	1:37.41	1:36.88	1:37.70	1:37.18	1:39.29
24	Kirk DEWELL										
	Lap	1	2	3	4	5	6	7	8	9	10
	1	1:47.38	1:32.67	1:41.51	1:33.09	1:33.48	1:33.60	1:34.10	1:32.67	1:32.20	1:32.87
30	Trevor GREGORY										
	Lap	1	2	3	4	5	6	7	8	9	10
	1	1:49.97	1:33.66	1:33.53	1:33.89	1:35.60	1:34.76	1:34.96	1:32.86	1:33.11	1:34.32
35	Daniel SPENCER										
	Lap	1	2	3	4	5	6	7	8	9	10
	1	1:53.29	1:36.65	1:37.07	1:39.00	1:38.30	1:44.00	1:43.81	1:47.87	1:47.06	
43	Terry BOTTING										
	Lap	1	2	3	4	5	6	7	8	9	10
	1	2:10.83	1:33.78	1:34.53	1:32.50	1:34.17	1:34.40	1:33.62	1:32.71	1:32.60	1:33.20
44	Nick THORNTON-JONES										
	Lap	1	2	3	4	5	6	7	8	9	10
	1	1:42.58	1:31.71	1:32.28	1:53.74						
46	Liam SARGENT										
	Lap	1	2	3	4	5	6	7	8	9	10
	1	1:58.20	1:38.91	1:35.69	1:35.42	1:36.29	1:35.83	1:35.58	1:35.17	1:36.81	1:38.98

47	Will SARGENT										
	Lap	1	2	3	4	5	6	7	8	9	10
	1	1:48.90	1:33.53	1:34.21	1:33.85	1:35.57	1:33.96	1:33.24	1:33.29	1:33.43	1:34.26
48	Mark GATES										
	Lap	1	2	3	4	5	6	7	8	9	10
	1	2:01.17	1:40.40	1:38.72	1:37.42	1:39.07	1:38.20	1:37.44	1:38.62	1:37.31	1:36.96
49	Geoff BLUFF										
	Lap	1	2	3	4	5	6	7	8	9	10
	1	2:02.59	1:44.86	1:39.71	1:38.53	1:38.58	1:38.05	1:37.78	1:38.45	1:38.52	1:38.03
50	John GUDGEON										
	Lap	1	2	3	4	5	6	7	8	9	10
	1	2:01.26	1:33.24	1:35.39	1:35.17	1:33.72	1:34.43	1:34.23	1:33.71	1:33.92	1:34.12
54	Carl SWANN										
	Lap	1	2	3	4	5	6	7	8	9	10
	1	2:00.00	1:34.08	1:37.04	1:35.51	1:37.31	1:35.31	1:35.43	1:34.03	1:35.13	1:35.09
55	Rory COOPER										
	Lap	1	2	3	4	5	6	7	8	9	10
	1	1:40.22	1:31.62	1:31.95	1:32.07	1:32.17	1:31.92	1:31.79	1:33.29	1:32.22	1:32.84
56	Nick CARTER										
	Lap	1	2	3	4	5	6	7	8	9	10
	1	1:58.34	1:35.28	1:33.79	1:34.57	1:33.37	1:33.47	1:32.83	1:34.13	1:33.67	1:32.98
58	Paul JARVIS										
	Lap	1	2	3	4	5	6	7	8	9	10
	1	1:53.02	1:35.24	1:34.97	1:34.81	1:34.15	1:34.08	1:34.26	1:35.63	1:34.48	1:34.07
66	Craig BELL										
	Lap	1	2	3	4	5	6	7	8	9	10
	1	1:41.27	1:31.28	1:31.45	1:32.33	1:31.26	1:31.32	1:31.89	1:31.12	1:32.07	1:32.24
73	Russell HOLMAN										
	Lap	1	2	3	4	5	6	7	8	9	10
	1	1:47.67	1:33.12	1:35.03	1:33.86	1:36.01	1:35.60	1:35.38	1:34.77	1:59.95	
78	Mark SHEARS										
	Lap	1	2	3	4	5	6	7	8	9	10
	1	1:58.27	1:39.48	1:36.67	1:36.60	1:37.51	1:38.69	1:37.36	1:36.32	1:37.63	1:36.27
80	Daniel STREET										
	Lap	1	2	3	4	5	6	7	8	9	10
	1	1:53.79	1:34.87	1:35.12	1:34.51	1:34.46	1:34.27	1:34.04	1:35.14	1:34.74	1:34.00
84	Adam STOKES										
	Lap	1	2	3	4	5	6	7	8	9	10
	1	1:44.20	1:32.76	1:32.16	1:31.87	1:31.86	1:31.59	1:31.66	1:31.96	1:32.22	1:33.31
86	Jake FARDON										
	Lap	1	2	3	4	5	6	7	8	9	10
	1	1:41.51	1:31.36	1:32.43	1:33.18	1:31.73	1:31.72	1:32.43	1:31.77	1:31.75	1:32.42

88 Daniel BRUCE

Lap	1	2	3	4	5	6	7	8	9	10
1	2:16.61	1:37.67	1:36.20	1:35.46	1:35.37	1:35.03	1:36.02	1:34.84	1:34.81	1:34.44

93 Ben LILLY

Lap	1	2	3	4	5	6	7	8	9	10
1	1:51.12	1:34.48	1:34.27	1:34.62	1:35.21	1:35.20	1:35.05	1:35.62	1:34.28	1:32.75



P10 - Provisional Qualifying Times for Races 13 & 21

Demon Tweeks / Yokohama Stock Hatch Championship - Class B

Pl	No	Cl	Name	Car	Laps	Time on Lap	Behind	MPH	
1	88	B	Martin CAYZER	Ford Fiesta XR2	10	1:31.99	10	78.27	
2	26	B	Matt ROZIER	Peugeot 205 GTi	9	1:32.16	5	0.17	78.13
3	71	B	Pip HAMMOND	Vauxhall Nova GTE	10	1:32.33	6	0.34	77.98
4	45	B	Andy PHILPOTTS	Ford Fiesta XR2i	10	1:32.44	9	0.45	77.89
5	61	B	Stephen AYRES	Ford Fiesta XR2	10	1:32.46	8	0.47	77.87
6	40	B	Paul THORPE	Ford Fiesta XR2i	10	1:33.21	7	1.22	77.24
7	57	B	Derek ROZIER	Peugeot 205 GTi	10	1:33.34	5	1.35	77.14
8	39	B	Kieran FORINTON	Peugeot 205 GTi	9	1:33.99	6	2.00	76.60
9	95	B	Edward COOPER	Vauxhall Nova Gsi	10	1:34.24	9	2.25	76.40
10	67	B	Matthew STUBINGTON	Peugeot 205 GTi	9	1:34.52	7	2.53	76.17
11	37	B	Keith MORGAN	Suzuki Swift GTi	8	1:35.20	6	3.21	75.63
12	38	B	Sarah NIBLETT	Peugeot 205 GTi	9	1:35.65	9	3.66	75.27
13	59	B	Daniel GIBSON	Ford Fiesta XR2	9	1:37.01	6	5.02	74.22
14	81	B	Jack ADLARD	Peugeot 205 GTi	9	1:37.93	8	5.94	73.52
15	92	B	John HILL	Peugeot 205 GTi	8	1:46.25	7	14.26	67.76
16	75	B	Craig BARROW	Ford Fiesta XR2	8	1:46.74	8	14.75	67.45
17	65	B	Becky BETH-COX	Ford Fiesta XR2i	5	1:59.53	4	27.54	60.24

Weather / Track: Bright / Dry

Start Time : 09:02

Snetterton 200

31 Jul 11 09:18

Clerk of Course :	Time Issued :	Chief Timekeeper : Terry Stevens
-------------------	---------------	----------------------------------

THESE RESULTS REMAIN PROVISIONAL FOR A MINIMUM OF 30 MINUTES FROM THE TIME OF ISSUE AND UNTIL ALL JUDICIAL AND TECHNICAL MATTERS HAVE BEEN SETTLED.

Results produced on HS Sports Timing and Results Systems. Results online at www.750MC.co.uk

Demon Tweeks / Yokohama Stock Hatch Championship - Class B

LAP TIMES - P10 - Provisional Qualifying Times for Races 13 & 21

26	Matt ROZIER										
Lap	1	2	3	4	5	6	7	8	9	10	
1	2:26.63	1:33.44	1:32.60	1:33.56	1:32.16	1:32.20	1:37.44	1:36.86	1:46.26		
37	Keith MORGAN										
Lap	1	2	3	4	5	6	7	8	9	10	
1	2:12.95	1:44.13	1:42.55	1:36.80	1:35.83	1:35.20	1:55.64	2:34.00			
38	Sarah NIBLETT										
Lap	1	2	3	4	5	6	7	8	9	10	
1	2:28.97	1:44.78	1:38.49	1:37.63	1:36.83	1:36.17	1:36.33	1:37.43	1:35.65		
39	Kieran FORINTON										
Lap	1	2	3	4	5	6	7	8	9	10	
1	2:23.95	1:37.55	1:35.98	1:35.65	1:34.75	1:33.99	1:35.51	1:35.11	1:35.14		
40	Paul THORPE										
Lap	1	2	3	4	5	6	7	8	9	10	
1	2:06.08	1:38.04	1:34.84	1:33.92	1:33.37	1:35.23	1:33.21	1:33.58	1:36.24	1:33.92	
45	Andy PHILPOTTS										
Lap	1	2	3	4	5	6	7	8	9	10	
1	1:59.70	1:37.11	1:34.39	1:33.50	1:32.47	1:35.91	1:32.92	1:40.93	1:32.44	1:33.02	
57	Derek ROZIER										
Lap	1	2	3	4	5	6	7	8	9	10	
1	2:11.05	1:35.09	1:35.19	1:33.76	1:33.34	1:36.07	1:37.33	1:35.00	1:34.99	1:35.75	
59	Daniel GIBSON										
Lap	1	2	3	4	5	6	7	8	9	10	
1	2:11.08	1:40.44	1:38.16	1:38.42	1:38.12	1:37.01	1:37.66	1:39.14	1:37.25		
61	Stephen AYRES										
Lap	1	2	3	4	5	6	7	8	9	10	
1	2:10.48	1:35.81	1:34.19	1:33.70	1:32.68	1:33.78	1:32.64	1:32.46	1:32.98	1:33.64	
65	Becky BETH-COX										
Lap	1	2	3	4	5	6	7	8	9	10	
1	7:53.63	2:07.93	2:02.90	1:59.53	2:01.08						
67	Matthew STUBINGTON										
Lap	1	2	3	4	5	6	7	8	9	10	
1	2:28.28	1:38.09	1:35.13	1:35.43	1:35.83	1:41.60	1:34.52	1:35.18	1:35.34		
71	Pip HAMMOND										
Lap	1	2	3	4	5	6	7	8	9	10	
1	1:50.66	1:35.17	1:32.97	1:32.78	1:33.25	1:32.33	1:32.40	1:32.84	1:32.66	1:33.48	
75	Craig BARROW										
Lap	1	2	3	4	5	6	7	8	9	10	
1	2:30.34	1:53.62	1:50.95	1:49.23	1:57.11	1:47.39	1:53.37	1:46.74			

81	Jack ADLARD										
	Lap	1	2	3	4	5	6	7	8	9	10
	1	2:12.42	1:40.70	1:43.43	1:46.79	1:42.54	1:43.76	1:38.14	1:37.93	1:44.07	


88	Martin CAYZER										
	Lap	1	2	3	4	5	6	7	8	9	10
	1	1:50.32	1:34.77	1:33.45	1:32.42	1:32.81	1:32.33	1:32.54	1:32.47	1:32.65	1:31.99

92	John HILL										
	Lap	1	2	3	4	5	6	7	8	9	10
	1	2:40.93	1:53.58	1:50.59	1:49.62	1:50.28	1:48.52	1:46.25	1:46.96		

95	Edward COOPER										
	Lap	1	2	3	4	5	6	7	8	9	10
	1	1:53.79	1:36.99	1:35.76	1:34.78	1:34.49	1:38.01	1:35.33	1:35.05	1:34.24	1:34.88



RACE GRID



Demon Tweeks / Yokohama Stock Hatch Championship - Class B

Race 13

ROW 10							
		19		20			
ROW 9	65	01:59.530 Becky BETH-COX					
	17		18				
ROW 8		92	01:46.250 John HILL		75	01:46.740 Craig BARROW	
		15		16			
ROW 7	59	01:37.010 Daniel GIBSON		81	01:37.930 Jack ADLARD		
	13		14				
ROW 6		37	01:35.200 Keith MORGAN		38	01:35.650 Sarah NIBLETT	
		11		12			
ROW 5	95	01:34.240 Edward COOPER		67	01:34.520 Matthew STUBINGTON		
	9		10				
ROW 4		57	01:33.340 Derek ROZIER		39	01:33.990 Kieran FORINTON	
		7		8			
ROW 3	61	01:32.460 Stephen AYRES		40	01:33.210 Paul THORPE		
	5		6				
ROW 2		71	01:32.330 Pip HAMMOND		45	01:32.440 Andy PHILPOTTS	
		3		4			
ROW 1	88	01:31.990 Martin CAYZER		26	01:32.160 Matt ROZIER		
	1		2				
	POLE						



Provisional Results - Race 13

Demon Tweeks / Yokohama Stock Hatch Championship - Class B

Pl	No	Cl	Name	Car	Laps	Time	Behind	MPH	Best Lap on	MPH
1	88	B	Martin CAYZER	Ford Fiesta XR2	10	15:45.20		75.57	1:32.72	5 77.04
2	61	B	Stephen AYRES	Ford Fiesta XR2	10	15:48.92	3.72	75.27	1:32.64	6 77.10
3	45	B	Andy PHILPOTTS	Ford Fiesta XR2i	10	15:49.41	4.21	75.23	1:32.74	5 77.02
4	40	B	Paul THORPE	Ford Fiesta XR2i	10	15:52.02	6.82	75.03	1:33.45	5 76.43
5	71	B	Pip HAMMOND	Vauxhall Nova GTE	10	15:55.05	9.85	74.79	1:32.93	6 76.86
6	95	B	Edward COOPER	Vauxhall Nova Gsi	10	15:58.15	12.95	74.55	1:33.82	7 76.13
7	39	B	Kieran FORINTON	Peugeot 205 GTi	10	16:00.03	14.83	74.40	1:34.34	8 75.71
8	57	B	Derek ROZIER	Peugeot 205 GTi	10	16:10.23	25.03	73.62	1:35.17	9 75.05
9	37	B	Keith MORGAN	Suzuki Swift GTi	10	16:11.58	26.38	73.52	1:35.38	5 74.89
10	38	B	Sarah NIBLETT	Peugeot 205 GTi	10	16:20.00	34.80	72.89	1:35.89	2 74.49
11	59	B	Daniel GIBSON	Ford Fiesta XR2	10	16:22.68	37.48	72.69	1:35.86	6 74.51
12	81	B	Jack ADLARD	Peugeot 205 GTi	10	16:43.78	58.58	71.16	1:37.17	5 73.51
13	75	B	Craig BARROW	Ford Fiesta XR2	9	16:08.22	1 Lap	66.39	1:44.53	4 68.33
14	92	B	John HILL	Peugeot 205 GTi	9	16:11.44	1 Lap	66.17	1:45.06	9 67.99
Not-Classified										
	26	B	Matt ROZIER	Peugeot 205 GTi	7	11:30.16	DNF	72.45	1:33.12	4 76.70
	65	B	Becky BETH-COX	Ford Fiesta XR2i	5	9:12.81	DNF	64.60	1:46.54	4 67.04
	67	B	Matthew STUBINGTON	Peugeot 205 GTi	2	4:30.81	DNF	52.75	1:51.35	1 64.15
Fastest Lap										
	61	B	Stephen AYRES	Ford Fiesta XR2					1:32.64	6 77.10 Rec

Weather / Track: Bright / Dry

Start Time : 11:45

Snetterton 200

31 Jul 11 12:01

Clerk of Course :	Time Issued :	Chief Timekeeper : Terry Stevens
-------------------	---------------	----------------------------------

THESE RESULTS REMAIN PROVISIONAL FOR A MINIMUM OF 30 MINUTES FROM THE TIME OF ISSUE AND UNTIL ALL JUDICIAL AND TECHNICAL MATTERS HAVE BEEN SETTLED.

Results produced on HS Sports Timing and Results Systems

Lap Chart

Demon Tweeks / Yokohama Stock Hatch Championship - Class B - Race 13

Lap 1		Lap 2		Lap 3		Lap 4		Lap 5		Lap 6		Lap 7		Lap 8		Lap 9		Lap 10	
No	Time	No	Time	No	Time	No	Time	No	Time	No	Time	No	Time	No	Time	No	Time	No	Time
26	1:41.14	26	3:15.56	26	4:49.50	26	6:22.62	26	7:56.01	26	9:29.13	88	11:05.63	88	12:38.55	88	14:11.29	88	15:45.20
40	1:43.54	88	3:18.31	88	4:52.46	88	6:26.62	88	7:59.34	88	9:32.15	61	11:06.46	61	12:40.38	61	14:15.12	61	15:48.92
88	1:43.89	61	3:18.54	61	4:52.75	61	6:26.96	61	8:00.56	61	9:33.20	45	11:08.35	92	12:41.28 *1	45	14:15.51	45	15:49.41
61	1:44.72	40	3:18.96	40	4:53.47	40	6:27.73	40	8:01.18	45	9:34.33	40	11:08.64	45	12:41.43	40	14:17.18	40	15:52.02
39	1:46.65	45	3:21.50	45	4:55.48	45	6:28.66	45	8:01.40	40	9:34.72	71	11:11.57	40	12:42.60	75	14:21.43 *1	71	15:55.05
45	1:47.05	95	3:21.96	95	4:55.91	95	6:30.53	71	8:04.67	71	9:37.60	95	11:14.39	71	12:46.87	71	14:21.57	95	15:58.15
95	1:47.27	71	3:22.37	71	4:56.03	71	6:30.78	95	8:05.32	95	9:40.57	39	11:16.12	95	12:48.61	95	14:23.10	39	16:00.03
57	1:48.65	39	3:22.41	39	4:56.87	39	6:31.62	39	8:06.08	39	9:41.30	57	11:22.99	39	12:50.46	39	14:25.52	75	16:08.22 *1
71	1:48.72	57	3:24.46	57	5:00.12	57	6:36.40	57	8:11.67	57	9:47.64	37	11:24.22	57	12:58.35	92	14:26.38 *1	57	16:10.23
37	1:49.61	37	3:25.18	37	5:00.74	37	6:37.54	37	8:12.92	37	9:48.57	26	11:30.16	37	13:00.00	57	14:33.52	92	16:11.44 *1
59	1:50.49	38	3:26.89	38	5:03.13	38	6:39.74	38	8:16.04	38	9:53.11	38	11:30.62	38	13:07.47	37	14:35.85	37	16:11.58
38	1:51.00	59	3:28.05	59	5:06.35	59	6:43.16	59	8:19.91	59	9:55.77	59	11:32.61	59	13:08.78	38	14:43.41	38	16:20.00
67	1:51.35	81	3:34.01	81	5:13.95	81	6:53.12	81	8:30.29	81	10:08.06	81	11:46.48	81	13:24.70	59	14:46.80	59	16:22.68
81	1:53.42	92	3:46.14	75	5:33.18	75	7:17.71	75	9:03.23	75	10:48.90	75	12:34.84			81	15:03.93	81	16:43.78
92	1:57.64	75	3:46.92	92	5:33.42	92	7:21.13	92	9:08.32	92	10:53.98								
75	1:57.92	65	3:49.37	65	5:37.58	65	7:24.12	65	9:12.81										
65	2:00.52	67	4:30.81																

Demon Tweeks / Yokohama Stock Hatch Championship - Class B

LAP TIMES - Race 13

26	Matt ROZIER										
	Lap	1	2	3	4	5	6	7	8	9	10
	1	1:41.14	1:34.42	1:33.94	1:33.12	1:33.39	1:33.12	2:01.03			
37	Keith MORGAN										
	Lap	1	2	3	4	5	6	7	8	9	10
	1	1:49.61	1:35.57	1:35.56	1:36.80	1:35.38	1:35.65	1:35.65	1:35.78	1:35.85	1:35.73
38	Sarah NIBLETT										
	Lap	1	2	3	4	5	6	7	8	9	10
	1	1:51.00	1:35.89	1:36.24	1:36.61	1:36.30	1:37.07	1:37.51	1:36.85	1:35.94	1:36.59
39	Kieran FORINTON										
	Lap	1	2	3	4	5	6	7	8	9	10
	1	1:46.65	1:35.76	1:34.46	1:34.75	1:34.46	1:35.22	1:34.82	1:34.34	1:35.06	1:34.51
40	Paul THORPE										
	Lap	1	2	3	4	5	6	7	8	9	10
	1	1:43.54	1:35.42	1:34.51	1:34.26	1:33.45	1:33.54	1:33.92	1:33.96	1:34.58	1:34.84
45	Andy PHILPOTTS										
	Lap	1	2	3	4	5	6	7	8	9	10
	1	1:47.05	1:34.45	1:33.98	1:33.18	1:32.74	1:32.93	1:34.02	1:33.08	1:34.08	1:33.90
57	Derek ROZIER										
	Lap	1	2	3	4	5	6	7	8	9	10
	1	1:48.65	1:35.81	1:35.66	1:36.28	1:35.27	1:35.97	1:35.35	1:35.36	1:35.17	1:36.71
59	Daniel GIBSON										
	Lap	1	2	3	4	5	6	7	8	9	10
	1	1:50.49	1:37.56	1:38.30	1:36.81	1:36.75	1:35.86	1:36.84	1:36.17	1:38.02	1:35.88
61	Stephen AYRES										
	Lap	1	2	3	4	5	6	7	8	9	10
	1	1:44.72	1:33.82	1:34.21	1:34.21	1:33.60	1:32.64	1:33.26	1:33.92	1:34.74	1:33.80
65	Becky BETH-COX										
	Lap	1	2	3	4	5	6	7	8	9	10
	1	2:00.52	1:48.85	1:48.21	1:46.54	1:48.69					
67	Matthew STUBINGTON										
	Lap	1	2	3	4	5	6	7	8	9	10
	1	1:51.35	2:39.46								
71	Pip HAMMOND										
	Lap	1	2	3	4	5	6	7	8	9	10
	1	1:48.72	1:33.65	1:33.66	1:34.75	1:33.89	1:32.93	1:33.97	1:35.30	1:34.70	1:33.48
75	Craig BARROW										
	Lap	1	2	3	4	5	6	7	8	9	10
	1	1:57.92	1:49.00	1:46.26	1:44.53	1:45.52	1:45.67	1:45.94	1:46.59	1:46.79	

81	Jack ADLARD										
	Lap	1	2	3	4	5	6	7	8	9	10
	1	1:53.42	1:40.59	1:39.94	1:39.17	1:37.17	1:37.77	1:38.42	1:38.22	1:39.23	1:39.85

88	Martin CAYZER										
	Lap	1	2	3	4	5	6	7	8	9	10
	1	1:43.89	1:34.42	1:34.15	1:34.16	1:32.72	1:32.81	1:33.48	1:32.92	1:32.74	1:33.91

92	John HILL										
	Lap	1	2	3	4	5	6	7	8	9	10
	1	1:57.64	1:48.50	1:47.28	1:47.71	1:47.19	1:45.66	1:47.30	1:45.10	1:45.06	

95	Edward COOPER										
	Lap	1	2	3	4	5	6	7	8	9	10
	1	1:47.27	1:34.69	1:33.95	1:34.62	1:34.79	1:35.25	1:33.82	1:34.22	1:34.49	1:35.05



2nd Best Qualifying Times

Demon Tweeks / Yokohama Stock Hatch Championship - Class B

Pos	No	Cl	Name	Car	Time
1	26	B	Matt ROZIER	Peugeot 205 GTi	1:32.20
2	88	B	Martin CAYZER	Ford Fiesta XR2	1:32.33
3	71	B	Pip HAMMOND	Vauxhall Nova GTE	1:32.40
4	45	B	Andy PHILPOTTS	Ford Fiesta XR2i	1:32.47
5	61	B	Stephen AYRES	Ford Fiesta XR2	1:32.64
6	40	B	Paul THORPE	Ford Fiesta XR2i	1:33.37
7	57	B	Derek ROZIER	Peugeot 205 GTi	1:33.76
8	95	B	Edward COOPER	Vauxhall Nova Gsi	1:34.49
9	39	B	Kieran FORINTON	Peugeot 205 GTi	1:34.75
10	67	B	Matthew STUBINGTON	Peugeot 205 GTi	1:35.13
11	37	B	Keith MORGAN	Suzuki Swift GTi	1:35.83
12	38	B	Sarah NIBLETT	Peugeot 205 GTi	1:36.17
13	59	B	Daniel GIBSON	Ford Fiesta XR2	1:37.25
14	81	B	Jack ADLARD	Peugeot 205 GTi	1:38.14
15	92	B	John HILL	Peugeot 205 GTi	1:46.96
16	75	B	Craig BARROW	Ford Fiesta XR2	1:47.39
17	65	B	Becky BETH-COX	Ford Fiesta XR2i	2:01.08


31 Jul 11 09:20

Clerk of Course:


Time Issued:

Chief Timekeeper:

THESE RESULTS REMAIN PROVISIONAL FOR A MINIMUM OF 30 MINUTES FROM THE TIME OF ISSUE



RACE GRID



Demon Tweeks / Yokohama Stock Hatch Championship - Class B

Race 21

ROW 10					
		19		20	
ROW 9	65 02:01.080 Becky BETH-COX				
	17		18		
ROW 8		92 01:46.960 John HILL		75 01:47.390 Craig BARROW	
		15		16	
ROW 7	59 01:37.250 Daniel GIBSON		81 01:38.140 Jack ADLARD		
	13		14		
ROW 6		37 01:35.830 Keith MORGAN		38 01:36.170 Sarah NIBLETT	
		11		12	
ROW 5	39 01:34.750 Kieran FORINTON		67 01:35.130 Matthew STUBINGTON		
	9		10		
ROW 4		57 01:33.760 Derek ROZIER		95 01:34.490 Edward COOPER	
		7		8	
ROW 3	61 01:32.640 Stephen AYRES		40 01:33.370 Paul THORPE		
	5		6		
ROW 2		71 01:32.400 Pip HAMMOND		45 01:32.470 Andy PHILPOTTS	
		3		4	
ROW 1	26 01:32.200 Matt ROZIER		88 01:32.330 Martin CAYZER		
	1		2		
	POLE				



Provisional Results - Race 21

Demon Tweeks / Yokohama Stock Hatch Championship - Class B

Pl	No	Cl	Name	Car	Laps	Time	Behind	MPH	Best Lap on	MPH
1	71	B	Pip HAMMOND	Vauxhall Nova GTE	10	15:42.58		75.78	1:32.52	5 77.20
2	26	B	Matt ROZIER	Peugeot 205 GTi	10	15:43.17	0.59	75.73	1:32.58	4 77.15
3	45	B	Andy PHILPOTTS	Ford Fiesta XR2i	10	15:53.13	10.55	74.94	1:33.36	7 76.51
4	88	B	Martin CAYZER	Ford Fiesta XR2	10	15:55.98	13.40	74.72	1:33.69	9 76.24
5	40	B	Paul THORPE	Ford Fiesta XR2i	10	16:01.49	18.91	74.29	1:34.28	3 75.76
6	39	B	Kieran FORINTON	Peugeot 205 GTi	10	16:09.75	27.17	73.66	1:34.32	8 75.73
7	37	B	Keith MORGAN	Suzuki Swift GTi	10	16:14.99	32.41	73.26	1:35.55	7 74.75
8	57	B	Derek ROZIER	Peugeot 205 GTi	10	16:24.91	42.33	72.52	1:34.58	8 75.52
9	38	B	Sarah NIBLETT	Peugeot 205 GTi	10	16:24.97	42.39	72.52	1:36.26	9 74.20
10	59	B	Daniel GIBSON	Ford Fiesta XR2	10	16:27.49	44.91	72.33	1:36.12	7 74.31
11	81	B	Jack ADLARD	Peugeot 205 GTi	10	16:40.57	57.99	71.39	1:36.79	6 73.80
12	75	B	Craig BARROW	Ford Fiesta XR2	9	16:05.16	1 Lap	66.61	1:44.05	7 68.65
13	92	B	John HILL	Peugeot 205 GTi	9	16:14.08	1 Lap	66.00	1:45.64	7 67.61

Not-Classified

61	B	Stephen AYRES	Ford Fiesta XR2	3	7:16.67	DNF	49.07	1:43.06	2 69.31
65	B	Becky BETH-COX	Ford Fiesta XR2i	1	2:07.15	DNF	56.18	2:07.15	1 56.18
95	B	Edward COOPER	Vauxhall Nova Gsi	1	2:34.77	DNF	46.15	2:34.77	1 46.15
67	B	Matthew STUBINGTON	Peugeot 205 GTi	0		Starter	0.00		

Fastest Lap

71	B	Pip HAMMOND	Vauxhall Nova GTE					1:32.52	5 77.20 Rec
----	---	-------------	-------------------	--	--	--	--	---------	-------------

Weather / Track: Bright / Dry

Start Time : 16:38

Snetterton 200

31 Jul 11 16:57

Clerk of Course :	Time Issued :	Chief Timekeeper : Terry Stevens
-------------------	---------------	----------------------------------

THESE RESULTS REMAIN PROVISIONAL FOR A MINIMUM OF 30 MINUTES FROM THE TIME OF ISSUE AND UNTIL ALL JUDICIAL AND TECHNICAL MATTERS HAVE BEEN SETTLED.

Results produced on HS Sports Timing and Results Systems

Lap Chart

Demon Tweeks / Yokohama Stock Hatch Championship - Class B - Race 21

Lap 1		Lap 2		Lap 3		Lap 4		Lap 5		Lap 6		Lap 7		Lap 8		Lap 9		Lap 10	
No	Time	No	Time	No	Time	No	Time	No	Time	No	Time	No	Time	No	Time	No	Time	No	Time
26	1:42.11	26	3:15.77	26	4:49.27	26	6:21.85	26	7:55.13	26	9:28.53	26	11:02.41	71	12:36.70	71	14:09.70	71	15:42.58
71	1:43.84	71	3:17.01	71	4:50.44	71	6:23.04	71	7:55.56	71	9:28.57	71	11:02.46	26	12:36.97	26	14:09.98	26	15:43.17
45	1:44.08	45	3:18.89	45	4:53.10	45	6:26.50	45	8:00.37	45	9:34.05	45	11:07.41	92	12:38.20 *1	45	14:14.74	45	15:53.13
88	1:44.45	88	3:20.26	88	4:54.25	88	6:28.65	88	8:03.16	88	9:37.42	88	11:12.18	45	12:40.99	75	14:18.40 *1	88	15:55.98
40	1:44.89	40	3:20.83	40	4:55.11	40	6:29.67	40	8:05.34	40	9:40.39	40	11:15.67	88	12:48.06	88	14:21.75	40	16:01.49
38	1:49.71	37	3:27.34	37	5:03.24	37	6:39.49	39	8:14.95	39	9:49.92	39	11:24.86	40	12:50.28	40	14:25.48	75	16:05.16 *1
37	1:49.91	38	3:27.74	39	5:04.73	39	6:40.01	37	8:15.85	37	9:51.97	37	11:27.52	39	12:59.18	92	14:26.53 *1	39	16:09.75
59	1:51.16	39	3:29.29	38	5:05.84	38	6:43.42	38	8:21.37	38	9:58.45	38	11:35.05	37	13:03.08	39	14:33.50	92	16:14.08 *1
81	1:52.52	59	3:29.52	59	5:06.50	59	6:43.83	59	8:21.99	59	9:59.33	59	11:35.45	38	13:11.86	37	14:39.08	37	16:14.99
39	1:53.55	81	3:32.95	81	5:13.34	57	6:50.90	57	8:26.84	57	10:02.30	57	11:37.62	57	13:12.20	38	14:48.12	57	16:24.91
75	1:59.12	57	3:39.16	57	5:15.37	81	6:53.76	81	8:30.66	81	10:07.45	81	11:46.49	59	13:12.36	57	14:48.34	38	16:24.97
92	1:59.21	75	3:45.73	75	5:29.81	75	7:15.98	75	9:02.82	75	10:48.41	75	12:32.46	81	13:24.99	59	14:50.20	59	16:27.49
57	2:00.43	92	3:48.18	92	5:34.57	61	7:16.67 *1	92	9:06.77	92	10:52.56					81	15:02.42	81	16:40.57
65	2:07.15	61	3:50.77			92	7:20.88												
61	2:07.71																		
95	2:34.77																		

Demon Tweeks / Yokohama Stock Hatch Championship - Class B

LAP TIMES - Race 21

26	Matt ROZIER										
	Lap	1	2	3	4	5	6	7	8	9	10
	1	1:42.11	1:33.66	1:33.50	1:32.58	1:33.28	1:33.40	1:33.88	1:34.56	1:33.01	1:33.19
37	Keith MORGAN										
	Lap	1	2	3	4	5	6	7	8	9	10
	1	1:49.91	1:37.43	1:35.90	1:36.25	1:36.36	1:36.12	1:35.55	1:35.56	1:36.00	1:35.91
38	Sarah NIBLETT										
	Lap	1	2	3	4	5	6	7	8	9	10
	1	1:49.71	1:38.03	1:38.10	1:37.58	1:37.95	1:37.08	1:36.60	1:36.81	1:36.26	1:36.85
39	Kieran FORINTON										
	Lap	1	2	3	4	5	6	7	8	9	10
	1	1:53.55	1:35.74	1:35.44	1:35.28	1:34.94	1:34.97	1:34.94	1:34.32	1:34.32	1:36.25
40	Paul THORPE										
	Lap	1	2	3	4	5	6	7	8	9	10
	1	1:44.89	1:35.94	1:34.28	1:34.56	1:35.67	1:35.05	1:35.28	1:34.61	1:35.20	1:36.01
45	Andy PHILPOTTS										
	Lap	1	2	3	4	5	6	7	8	9	10
	1	1:44.08	1:34.81	1:34.21	1:33.40	1:33.87	1:33.68	1:33.36	1:33.58	1:33.75	1:38.39
57	Derek ROZIER										
	Lap	1	2	3	4	5	6	7	8	9	10
	1	2:00.43	1:38.73	1:36.21	1:35.53	1:35.94	1:35.46	1:35.32	1:34.58	1:36.14	1:36.57
59	Daniel GIBSON										
	Lap	1	2	3	4	5	6	7	8	9	10
	1	1:51.16	1:38.36	1:36.98	1:37.33	1:38.16	1:37.34	1:36.12	1:36.91	1:37.84	1:37.29
61	Stephen AYRES										
	Lap	1	2	3	4	5	6	7	8	9	10
	1	2:07.71	1:43.06	3:25.90							
65	Becky BETH-COX										
	Lap	1	2	3	4	5	6	7	8	9	10
	1	2:07.15									
71	Pip HAMMOND										
	Lap	1	2	3	4	5	6	7	8	9	10
	1	1:43.84	1:33.17	1:33.43	1:32.60	1:32.52	1:33.01	1:33.89	1:34.24	1:33.00	1:32.88
75	Craig BARROW										
	Lap	1	2	3	4	5	6	7	8	9	10
	1	1:59.12	1:46.61	1:44.08	1:46.17	1:46.84	1:45.59	1:44.05	1:45.94	1:46.76	
81	Jack ADLARD										
	Lap	1	2	3	4	5	6	7	8	9	10
	1	1:52.52	1:40.43	1:40.39	1:40.42	1:36.90	1:36.79	1:39.04	1:38.50	1:37.43	1:38.15

88 Martin CAYZER

Lap	1	2	3	4	5	6	7	8	9	10
1	1:44.45	1:35.81	1:33.99	1:34.40	1:34.51	1:34.26	1:34.76	1:35.88	1:33.69	1:34.23

92 John HILL

Lap	1	2	3	4	5	6	7	8	9	10
1	1:59.21	1:48.97	1:46.39	1:46.31	1:45.89	1:45.79	1:45.64	1:48.33	1:47.55	

95 Edward COOPER

Lap	1	2	3	4	5	6	7	8	9	10
1	2:34.77									