



Official Programme - £2.50

**DONINGTON March 29/30**

# Programme Amendment List - Lymington 29th & 30th March 2003.

Please add the following:-

Formula	No	CLASS	Driver	CarDetails	ccs	Hometown	CLUB
	12	C	James Wyatt	Caterham 7	1600	Winchester	750
	16	B	Brent Perkins	Caterham Roadsport	1600	Olney	750
	23	B	Frank Mountain	Caterham 7	1600	Lymington	750
	24	B	Shaun Lynn	Caterham 7	1600	Dunmow	750
	34	B	Steve Rogers	Caterham K series	1600	Swindon	750
Formula	10	B	Bill Rutter	Darvi Mk 5B6	850	Ravensden	750
	25	B	Paul Collins	Centaur Mk 16	850	Bedford	750
Formula 4	33	D	Malcolm Scott	Van Diemen	1800	Upminster	750
	44	A	Clive Yorath	Magnum	1600	Cheltenham	750
Formula Vee	44	A	Brandon Thomas	Leastone	1300	Wavendon	750
Stock Hatch	12	C	Craig Shepherd	Fiesta XR2	1600	Braintree	750
	20	A	Stephen Wood	Peugeot 205 GTi	1600	Crediton	750
	23	A	Steve Treen	Peugeot 205 GTi	1600	Crediton	750
	28	A	Andy Neal	Fiesta XR2	1600	Cottingham	750
JEC PBJ	6	B	Malcolm Verey	Jaguar C Type	3800	Romsey	JEC
	45	I	Alec Hammond	Jaguar Mk 1	3800	Burford	JEC
	77	D	David Watts	Jaguar D Type	4480	Scaldwell	JEC
Organs	41	E	Adrian van der Kroft	Morgan + 4	2188	Sevenoaks	MMCC
GB	53	A	Ian Harrison	Tiger Avon	1000	Sheffield	750
	55	C	Neil Atkinson	Sylva Phoenix	900	Gateshead	750
Roadsports	12	A	Rick Lloyd	Morgan + 8	4554	Burley	750
	18	C	Thomas Brimblecombe	Clan Crusader	1040	Headington	750
	33	C	Rob Moody	Turner MkII	1340	Norwich	750
SR & GT	45	B	Alec Hammond	Chevrolet Camero	5736	Wroxwell	750

Please delete the following:-

Formula	No	CLASS	Driver	CarDetails	ccs	Hometown	CLUB
Formula 4	91	A	David Healey	Delta T92	1600	Norton	750
Formula Vee	17	A	Stephen Kershaw	Leastone JH002	1300	Swords	750
	46	B	Jake Oliveira	Sheane Mk I	1300	Brackley	750
JEC PBJ	49	C	William Lynch	Jaguar XJS	6000	Midhurst	JEC
RGB	4	C	Peter Hurst	Locoblade	918	Beccles	750
	31	B	Adrian Terry	Sylva Striker	1157	Leeds	750
	34	A	James Johnson	Tiger Avon	1199	Corsham	750
	42	A	Dan Bromilow	Fisher Fury	1100	London	750
Roadsports	6	C	Pete Richards	Clan Crusader	998	March	750
Stock Hatch	29	B	Dave Balding	Fiesta XR2	1600	Hadleigh	750
	64	A	Nat Corbet	Peugeot 205 GTi	1600	Nottingham	750
	111	B	Angus Lock	Peugeot 205 GTi	1600	Long Buckby	750

**Race 1/4****10 Laps****750 MC Formula Vee Championship**

<b>NO</b>	<b>DRIVER</b>	<b>CAR DETAILS</b>	<b>CCS</b>	<b>HOMETOWN</b>	<b>CLUB</b>
2	Jeremy Clark	Spyder GAC	1300.	Attleborough	750
4	Ian Jordan	Sheane 98	1300.	Tonbridge	750
8	Guy Bellingham	GAC 01	1300.	Aylesbury	750
10	John Stapleton	Leystone JH002	1300.	Crayford	750
15	Paul Mitson	GAC 01	1300.	Cookham Dean	750
21	Mike Pascall	GAC 01 Formula Vee	1300.	Poole	750
23	Jamie Conyers	Sheane	1300.	Mirfield	750
25	Ken Elliott	Leystone JH002	1300.	Clondalkin	750
29	Simon Livesley	Scarab Mk IV	1300.	Richester	750
31	Martin Brown	RAY GM	1300.	Sevenoaks	750
33	Bill Burnett	Sheane	1300.	Fordcombe	750
35	Mike Jenvey	Sheane	1300.	Bushey	750
37	Adrian Weston	Sheane AHS	1300.	Farnham	750
39	Derek Willetts	Phoenix Mk II	1300.	Great Barr	750
42	Ian Ellis	Scarab Mk4	1300.	Macclesfield	750
46	Jake Oliveira	Sheane Mk I	1300.	Brackley	750
50	Phil Waterhouse	ARI Mk 4	1300.	Yelverton	750
53	Gordon Barnes	Spyder	1300.	Colchester	750
57	Neil Chilleystone	Scarab Mk2	1300.	Hingham	750
65	Mike Fenwick	Leystone JH002	1300.	Cleveland	750
70	Nick Brown	AHS Challenger	1300.	Orsett Heath	750
78	Darren Feather	Marlet AJD	1300.	Leeds	750
85	Tony Dowson	Sheane	1300.	Ealing	750
87	Warren Smith	Sheane	1300.	London	750
91	Paul Nicholls	Leystone JH02 AHS	1300.	Loughborough	750

The 750 Motor Club Formula Vee championship is ideal for beginner and 'expert' alike, looking for competitive single seater racing on a low budget. It has been run by the 750 Motor Club since 1980 and is probably the cheapest way to go single seater racing in the UK. Engine, gearbox and much of the suspension and braking system is from the VW 1300 Beetle and this, along with a Dunlop 'control' tyre puts the emphasis on driver ability to win races.

# Race 2

# 10 Laps

## MDS Battery - RGB Championship

No	CLS	DRIVER	CAR DETAILS	CCS	HOMETOWN	CLUB
4	C	Peter Hurst	Locoblade	918.	Beccles	750
5	C	Matthew Rowe	Westfield Megablade	919.	Ilminster	750
6	C	Gordon Griffin	Fisher Fury	919.	Sanderstead	750
7	C	Mark Falco	Fisher Fury	929.	Billericay	750
9	A	Jonathan Wright	Westfield Megabusa	1300.	Swaffham Bulbeck	750
11	C	Mike Field	Fisher Fury	919.	London	750
12	C	Mark Thomas	Phoenix	918.	Ravenshead	750
14	C	Andrew Drake	Westfield SE	929.	East Aberthow	750
15	C	Tom Barnard	Tiger B6	900.	Harpham	750
16	C	Paul Bainbridge	Locoblade	893.	Belmont	750
18	C	Graham Hills	Fisher Fury	919.	Teddington	750
19	C	Darcy Smith	Phoenix	893.	Sandford	750
Res 3 21	C	Stephen Dean	Fisher Fury	900.	Cranbrook	750
23	C	Tim Evans	MK Indy	919.	Preston	750
25	A	Scott Nicholson	Fisher Fury	1137.	Sheerness	750
27	C	Martin Brooks	Stuart Taylor Phoenix	919.	Teddington	750
28	C	David Chapman	Fisher Fury	919.	Diss	750
30	B	George Noble	Sylva Phoenix	999.	Shustoke	750
31	B	Adrian Terry	Sylva Striker	1157.	Leeds	750
32	C	Phil Greenway	Sylva Phoenix	919.	Ashton	750
33	B	Mark Farthing	Caterham Fireblade	919.	Steyning	750
34	A	James Johnson	Tiger Avon	1199.	Corsham	750
38	B	Ian Gray	Stuart Taylor Phoenix	919.	Ilkeston	750
39	C	Andy Lamport	Fisher Fury Spyder	912.	Hook	750
Res 2 40	C	Dustin Barnes	Fisher Fury	919.	Heathfield	750
41	C	John Stewart	Stuart Taylor Locoblade	920.	Hazlemere	750
42	A	Dan Bromilow	Fisher Fury	1100.	London	750
50	C	Matt Roberts	Luego Locoblade	919.	Ely	750
51	A	Andy Charsley	Fisher Fury	1300.	Bromley	750
56	C	Chris Suckling	Stuart Taylor Phoenix	919.	Grimsby	750
60	A	Andy Sterling	Dax Rush	1300.	Brockenhurst	750
70	C	Gary Kelly	Westfield Megablade	919.	Deeside	750
Res 1 77	C	Warwick Barnes	Fisher Fury	913.	Rotherfield	750
88	C	Michael Fishwick	MK Indy	919.	Bolton	750


First introduced in 2001, the 750 Motor Club's RGB Championship is for two-seater cars which must be road legal and capable of passing an MOT. Cars may be constructed specifically for the series or may be one of the many motorcycle engine cars currently available from a wide range of kit car manufacturers. The engines must be series-production four-stroke units and may not be modified from standard; they run in four classes; standard Fireblade engine kit cars (class C), up to 135 bhp (class B), 136 to 180 bhp (class A) and rear-engined cars (class D). The Championship is sponsored by MDS Battery Ltd - see their advert on the inside front page for full information.

## Race 3

## 10 Laps

# 750 MC 750 Formula Championship

Nº	CLS DRIVER	CAR DETAILS	CCS	HOMETOWN	CLUB
2	Antony Raine	Centaur Mk16	850.	Verwood	750
3	Peter Bove	Darvi 88/P	1108.	Essendon	750
4	Bob Simpson	SS Reliant	850.	West Drayton	750
5	Paul Morris	Darvi 92J	850.	Calmore	750
8	Will Johnston	Centaur Mk 16	850.	Poole	750
16	Dave Robson	SDAR/83	850.	Ashbourne	750
20	Ian Frazer	Paladin	850.	Stourbridge	750
21	Ian Allen	Hague 81	850.	Deeping St Nicholas	750
23	David Bass	Time 3B	850.	Redbourne	750
26	Huw Davies	Harrison Mk 5 Evo	850.	Hertford	750
27	Sue Buxton	Darvi Mk5/97	850.	West Malling	750
28	Max Sheppard	Trisstesse	850.	Dover	750
31	Sean Graham	Myatt Marrow	850.	Gosport	750
39	Andrew Gent	Darvi 88/2	850.	Knutsford	750
42	Martin Kemp	Darvi Mk6	1108.	Aldershot	750
51	Pete Knipe	DNC F750	850.	Bracknell	750
55	Roger Rowe	Centaur Mk20	1108.	Kidderminster	750
72	Mike King	Kaptec	850.	Chelmsford	750
88	Alan Avery	Avalan 2	850.	Padworth	750



750 Formula is for lightweight two-seater sports racing cars and was originally introduced by the 750 MC in 1949, as its first racing formula. The regulations provide ample scope for the budding amateur to design and build his own car, and to develop his skills in chassis / suspension design and engine tuning within carefully controlled limits; alternatively there are often suitable cars available for sale from within the formula. New this year is the addition of another engine - the Fiat 'FIRE' 1108cc in standard format - to supplement the highly tuned Reliant 850cc unit.


# Race 5

# 10 Laps

## Demon Tweeks/Yokohama Hot Hatch Championship

No	CLS	DRIVER	CAR DETAILS	CCS	HOMETOWN	CLUB
1	A	Lee Reynolds	Citreon Saxo	1600.	Church Stretton	750
3	A	Andy Fells	Fiesta XR2	1600.	Basildon	750
5	A	Mark Cunningham	Fiesta Sport	1600.	Southwater	750
10	A	Adrian Lowes	Escort 1600S	1600.	Horsham	750
11	A	Mark Ahlin	Saxo VTR	1600.	Great Dunmow	750
15	A	Barrie Culley	Fiesta XR2	1600.	Thatcham	750
16	A	Martyn Culley	Fiesta XR2	1600.	Basingstake	750
18	C	Clark Stacey	Fiesta XR2	1600.	Swindon	750
19	A	Roger Ebdon	Fiesta XR2	1600.	Romsey	750
21	C	Tony Scarlett	Peugeot 106 XSi	1600.	Scholes	750
22	A	Wayne Bailey	Peugeot 205 GTi	1600.	Iver	750
24	C	Hilary Howlett	Peugeot 106 XSi	1600.	Dereham	750
25	C	Pete Morgan	Fiesta XR2i	1600.	Nr Wrexham	750
26	A	Geoff Bluff	Vauxhall Nova GTE	1600.	Sheffield	750
32	A	Richard Walmsley	Peugeot 106 GTi	1600.	Dewsbury	750
33	B	Mark Routledge	Fiesta	1400.	Letchworth	750
35	B	Keith Piper	Vauxhall Corsa SRi	1389.	Heathfield	750
46	A	Colin Handy	Peugeot 205 GTi	1905.	Redditch	750
52	A	Leslie Ott	Fiesta XR2i	1600.	South Woodford	750
55	A	Steve Horner	Fiesta RS 1800	1800.	Buckingham	750
64	A	Mike Webb	Escort RS2000	2000.	Brighton	750
80	A	Mark Hammersley	Peugeot 205 GTi	1600.	Stafford	750
81	A	Aaron Atkins	Renault Clio	1800.	Diss	750
84	B	Mark Bush	Metro GTi	1400.	Milton Keynes	750
85	C	Stuart Pearson	Escort XR31	1600.	Wooldale	750
86	A	Paul Horton	Fiesta Zetec	1400.	Eastleigh	750
88	A	Simon Harvey	Peugeot 306 GTi	2000.	New Haw	750
97	B	Andy McLennan	Suzuki Swift	1300.	London Colney	750

**demon tweeks**  
Direct  
MOTORSPORT



Demon Tweeks and Yokohama tyres are the main sponsors for this year's Hot Hatch Championship which attracts a wide range of popular hatchback cars of up to 2000cc. Cars are allowed engine and suspension modifications, standard pattern brakes and all must use the Yokohama A032R 'control' tyre. This together with a weight penalty for leading cars ensures close racing without excessive budgets.

# Races 6/9 & 10/11

# 10 Laps

## 750 Motor Club Locost Championship

NO	DRIVER	CAR DETAILS	CCS	HOMETOWN	CLUB
3	Darryl Beckwith	Locost	1300.	Saunderton	750
8	Simon Read	Locost	1300.	Ely	750
15	Richard Cartledge	Locost	1300.	Bolton	750
17	Jason Crossley	Locost	1300.	Skipton	750
20	Mark Benson	Locost	1300.	Marlborough	750
24	Danny Cassar	Locost	1300.	East Ham	750
26	Dominic O'Donnell	Locost	1300.	Wirral	750
28	David Black	Locost	1300.	Gt Barr	750
30	Derek Linley	Locost	1300.	Huddersfield	750
35	Chris Bartlett	Locost	1300.	Dudley	750
38	Brendan Dudley	Locost	1300.	Rosewell	750
40	David Foers	Locost	1300.	Rotherham	750
42	Darren Shephard	Locost	1300.	Tirley	750
47	Robert Palin	Locost	1300.	Nuneaton	750
49	David Brailey	Locost	1300.	Norwich	750
55	Ivan Thomas	Locost	1300.	Chelmsford	750
62	Brian Mitcham	Locost	1300.	Bury St Edmunds	750
67	John Ballentyne	Locost	1300.	Colchester	750
69	Daniel Lee Stevens	Locost	1300.	Flimwell	750
72	James Harris	Locost	1300.	Howden	750
75	Fred Wheeler	Locost	1300.	Port Talbot	750
88	Nik Tarry	Locost	1300.	Southampton	750
99	Stuart James	Locost	1300.	Reading	750

*Sponsored by*

*Stuart Taylor Motorsport*

The above drivers are in the 1<sup>st</sup> Locost practice session;  
those on the next page are in the 2<sup>nd</sup> session.

From the combined times, the slowest 32 go into Race 6, the remainder into Race 9.  
Any spaces on the back of that grid will be filled by the top finishers in Race 6.

For Sunday's races, the drivers fastest laps in today's races will form the selection for  
Races 10 & 11; the slowest 32 go into Race 10, the remainder into Race 11.  
Any spaces on the back of that grid will be filled by the top finishers in Race 10.

The 750 Motor Club Locost Championship is for cars built to the same basic design and using a standard Ford 1300 cc  
x flow engine, gearbox and many other standard components. Designed to ensure close racing and encourage new drivers into club  
racing at sensible cost levels the championship has now expanded to a point where 2 grids are necessary at some meetings .

# Races 6/9 & 10/11

# 10 Laps

## 750 Motor Club Locost Championship

No	DRIVER	CAR DETAILS	CCS	HOMETOWN	CLUB
7	Andrew Crapnell	Locost	1300.	Bradford On Avon	750
11	Tim Gray	Locost	1300.	Trowell	750
16	Niki Baxter	Locost	1300.	Belper	750
19	Erik Fairbairn	Locost	1300.	Wickford	750
22	Stephen Lansley	Locost	1300.	Chalfont St Peter	750
25	Andrew Moseley	Locost	1300.	Sutton Coldfield	750
27	Andrew Henriette	Locost	1300.	Hanwell	750
29	Alex Hughes	Locost	1300.	Hindhead	750
33	Lee Baverstock	Locost	1300.	Wickford	750
37	Kevin Lucas	Locost	1300.	Ilkeston	750
39	Colin Beckwith	Locost	1300.	High Wycombe	750
41	Brett Townsend	Locost	1300.	Leamington Spa	750
44	Matt Cherrington	Locost	1300.	Melksham	750
48	Ian McLaughlin	Locost	1300.	Worksop	750
51	Richard Brown	Locost	1300.	Uxbridge	750
56	Phil Shaw	Locost	1300.	Winchmore Hill	750
65	Bruno Viana	Locost	1300.	Swansea	750
68	Tom Ballentyne	Locost	1300.	Colchester	750
70	Nick Lear	Locost	1300.	Portishead	750
73	Ged Sidnell	Locost	1300.	Norwich	750
87	Alan Yearley	Locost	1300.	Bow	750
96	Jon. Glover	Locost	1300.	Coventry	750

*Sponsored by*

*Stuart Taylor Motorsport*

The 750 Motor Club Locost Championship is for cars built to the same basic design and using a standard Ford 1300 cc x flow engine, gearbox and many other standard components. Designed to ensure close racing and encourage new drivers into club racing at sensible cost levels the championship has now expanded to a point where 2 grids are necessary at some meetings.




# Race 7

# 10 Laps

## JEC Proteus & Revival Jaguar Championship

Nº	CLS	DRIVER	CAR DETAILS	CCS	HOMETOWN	CLUB
4	C	David Ball	Jaguar XJS	5300.	Coventry	JEC
5	B	Paul Castaldini	CCR Jaguar C Type	3800.	Chesham	JEC
10	B	Ben McCarthy	Revival D Type	4200.	London	JEC
11	B	David Smallridge	Revival D Type	4200.	Eversholt	JEC
12	B	Richard Hobden	Revival D Type	4200.	Angmering	JEC
16	B	Franek Low	Revival D Type	4200.		JEC
17	B	Alex Bell	Revival D Type	4200.		JEC
18	B	Tony Jardine	Revival D Type	4200.	London	JEC
22	C	John Attridge	AC Cobra Replica	5300.	Tile Cross	JEC
24	B	Alex Goulden	Revival D Type	4200.		JEC
30	B	Nick Hamson	Revival D Type	4200.	London	JEC
32	C	Eike Wellhausen	Lister Jaguar	3800.	Chesterfield	JEC
34	I	Simon Currell	Jaguar XJS	4000.	Coventry	JEC
48	B	Paul Reynolds	Jaguar XJS	3595.	Wisbech	JEC
49	C	William Lynch	Jaguar XJS	6000.	Midhurst	JEC
50	B	Ken Paton	Jaguar D Type	3800.	Hornchurch	JEC
53	B	John Wilkes	Lister Knobbly	4200.	Chesterfield	JEC
55	E	David Howard	Jaguar XJ12	5343.	Thatcham	JEC
56	A	Wayne Ulph	Jaguar XJ6	4200.	Rotherham	JEC
59	B	Richard Abels	Jaguar E Type	4235.	Oakham	JEC
63	I	Lawrence Ball	Jaguar XJS	3600.	Coventry	JEC
68	EG	Mark Wright	Jaguar E Type	3800.	Melton Mowbray	JEC
69	B	Anthony Taylor	XK120 Replica	4200.	Oakenshaw	JEC
74	B	Robert Lines	D Type Replica	3800.	Northampton	JEC
83	C	Heinz Ofner	Jaguar XJS	5300.	Leeds	JEC



The Proteus & Revival Jaguar Championship is organised by the Jaguar Enthusiasts Club and is for Jaguar engined cars in 5 classes:- Original, replica Jaguar or other sports racing or production cars; Jaguar V12 & V8 saloons; Jaguar E type standard 3.4, 4.2 and V12; modified roadgoing Jaguar E types in 3.8 & 4.2 litre. An invitation class caters for Jaguar powered cars not covered by the above.

# Race 8

# 10 Laps

## 750 MC Formula 4 Championship

No	CLS	DRIVER	CAR DETAILS	CCS	HOMETOWN	CLUB
1	A	Erwin Smiech	Reynard SF86	1600.	Lincoln	750
3	A	Damon Bland	Van Diemen	1600.	Teddington	750
5	A	John Woodward	Delta T81	1600.	Stratton Audley	750
9	A	David Longstaff	RM03	1137.	Misterton	750
15	B	Nick Barnett	Van Diemen RF83	2000.	Great Chart	750
19	B	Dave Rees	Van Diemen	2000.	Morton	750
20	A	Adrian Kidd	Van Diemen	1800.	Attleborough	750
21	B	Mike Boxford	Van Diemen RF83	2000.	St Albans	750
23	C	Quentin Fulljames - Curtis	Royale RP30	2000.	Alton	750
24	A	John Carding	Spead RM02	1123.	Leek	750
70	A	Ewen Sergison	Eclipse F4	1600.	Armthorpe	750
71	A	Jock Sergison	Highlander	1600.	Doncaster	750
83	A	Lee Atkins	Mygale US99/00	1600.	Goldalming	750
88	B	Mike Whatley	Van Diemen RF82	2000.	Hepworth	750
91	A	David Healey	Delta T92	1600.	Norton	750
99	A	Charles Adrian	Van Diemen FR93	1600.	Ockeridge	750

The 750 Motor Club Formula 4 Championship provides the technical sophistication of slicks and wings in an affordable single seater championship. Class A allows any design of chassis powered by the 1600 CVH, 1800 Zetec or Honda Blackbird engine. Class B is for FF2000 cars, class C for pre Dec '80, running to the former FF2000 regulations and Class D is for pre 2001 Formula Ford Zetec cars.

# Marshalling

As an active alternative to competing, you could become one of the hundreds of hardy souls who clad themselves in orange overalls each weekend, to carry out the variety of jobs essential to the safe running of an event. It's a serious undertaking and can get you very close to the action at times.

Course, Incident, Flag, Observer, Pits, Paddock, Assembly, Race Rescue Unit - all these basically come under the umbrella of marshalling. However, you don't just come along and do whatever job you fancy on the day; there is a lot more to it than that. Those with no experience start as Trainees and will be placed with experienced marshals at whatever position they are allocated. Training days are available, ranging from fire-fighting, incident handling, use and knowledge of the many flags through to, after years of experience, becoming Examining Observer or Specialist.

The 750 Motor Club looks after its Marshals, realising only too well that they are all volunteers and it has a Sponsorship Scheme to assist new marshals to buy the necessary kit (overalls, wet weather gear etc) or to help with their replacement; this funding uniquely comes directly from the 750 Motor Club competitors by way of donations to our Marshals Fund.

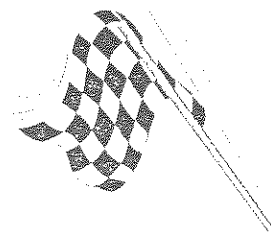
With its 28 race days, plus Sprints, Trials, the Formula Student event, the Shell Eco-Marathon and the London-to-Brighton run, the 750 Motor Club has lots to offer to both new or experienced Marshals.

For more information about Marshalling (remembering that Novice drivers can get a licence-upgrading signature for doing just one day's marshalling), please contact the Club's Chief Marshal:-

Pete Harding                      07802 505588

or

01206 502064




# Races 12 & 15

# 10 & 15 Laps

## 750 Motor Club 7 Championship

No	CLS	DRIVER	CAR DETAILS	CCS	HOMETOWN	CLUB
8	A	David Litchfield	Caterham Superlight	1800.	Battersea	750
9	B	Tim Lamb	Caterham 7	1600.	Clevedon	750
18	B	Neil Hinson	Caterham Roadsport	1600.	Newbury	750
19	A	Chris Porritt	Caterham 7	1588.	Brackley	750
20	A	Keith Dunn	Caterham Superlight	1800.	Droitwich	750
21	A	Peter Ratcliff	Caterham 7	1800.	Epsom	750
27	B	Howard Kaye	Caterham Roadsport	1600.	Crouch End	750
29	B	Ken Baird	Caterham 7	1600.	Elstree	750
30	C	Geoff Dixon	Caterham Supergraduate	1600.	Climping	750
31	A	John Taylor	Caterham 7	2000.	Great Glen	750
32	B	Terry Clark	Caterham 7	1600.	Northwood	750
46	C	Ben Woodhouse	Caterham Super 7	1400.	Richmond	750
48	B	Gerald Simpson	Caterham Supersprint	1698.	Churton	750
54	C	Alastair Chalmers	Caterham	1400.	Cheadle Hulme	750
63	A	Andy Toone	Caterham 7	2000.	West Bridgford	750
70	B	Steve Hindle	Caterham 7	1600.	Forest Hill	750
71	A	Simon Fairman	Caterham Superlight	1800.	Great Bookham	750
97	A	Peter French	Caterham Superlight	1800.	Burnham on Crouch	750
99	A	Martin Stewart	Caterham Super 7	2000.	Dartford	750



The 2003 7 Championship is for Caterham / Lotus 7 running in 3 classes. Class A is for 1700 Xflow, 2000cc Vauxhal and Ford Zetec, 1700 twincam & 1600 K series; B includes 1600cc twincam, 1800 Ford Zetec, 1800, 1600 K Series; 1400 K series are class C, and former Scholarship/Graduate cars. All have to run on a choice of Yokohama tyres and a minimum weight of 600 kgs including the driver.

# Race 13

# 10 Laps

## Race Speed Roadsports Championship

NO	CLS	DRIVER	CAR DETAILS	CCS	HOMETOWN	CLUB
1	A	Keith Ahlers	Morgan + 8	4554.	Trinity	750
3	C	Howard Jones	Ginetta G4	1300.	Bedford	750
4	A	Alec Livesley	Ginetta G20	1800.	St Leonards On Sea	750
5	A	Mal Davison	Porsche 993	3200.	Burntwood	750
6	C	Pete Richards	Clan Crusader	998.	March	750
7	B	Robbie Watts	Renault Spider	2000.	Westcliff On Sea	750
16	A	Chris Varey	Porsche 968CS Turbo	2400.	Cirencester	750
17	A	Geoff Gibson	Ginetta G4	1989.	Redditch	750
19	A	Paul Edwards	Porsche 911	3400.	Ickenham	750
23	A	Paul Glynn	TVR Griffith	5000.	Melton Mowbray	750
25	A	Doug Ellwood	TVR Griffith	4997.	Stratford On Avon	750
27	B	David Dawson	Evante 140TC	1722.	Grantham	750
29	B	Gareth Jackson	Ginetta G27	1996.	Congleton	750
30	B	Phil Brough	Porsche 924S	2479.	Hatfield	750
46	A	Mark Donald	Lotus Exige	1800.	Hemel Hempstead	750
49	A	Philip Goddard	Morgan + 8	3528.	Royston	750
55	B	David Parsons	Ginetta G27	1800.	Exeter	750
56	A	Tim Bryan	Morgan + 8	3900.	Nr Worksop	750
59	A	Chris Williams	Morgan + 8	4500.	Buckhurst Hill	750

r a c e s p e e d  
www.race-speed.com



The 750 Motor Club Roadsports Championship, sponsored in 2003 by Race Speed, is the most varied and competitive sports car category in the country, attracting cars from five decades, over ten different manufacturers and has in excess of 110 eligible models of sports cars currently listed. With carefully chosen class structures to ensure close competition for everyone, even cars from one-make series will find a place with more interesting competition.

See the inside back page for full information about this year's sponsor, Race Speed.

# Race 14

## 750 MC Formula 4 Championship

### 15 Laps

No	CLS	DRIVER	CAR DETAILS	CCS	HOMETOWN	CLUB
6	D	John Moore	Van Dieman VD97	1800.	Sandhurst	750
22	D	Andrew Hibberd	Mygale FF Zetec	1800.	Slough	750
26	D	Barry Pomfret	Van Diemen RF98	1800.	Bletchley	750
33	D	Malcolm Scott	Van Diemen	1800.	Upminster	750
45	D	Ashley Edwards	Van Diemen RF2000	1800.	Malmesbury	750
64	D	Philip Richmond	Van Diemen RF97	1800.	Harlington	750
68	D	Peter Allen	Van Diemen RF95Z	1800.	Brentwood	750



This is the first race in the year for the new class in Formula 4, for Formula Fc cars built in 2000 or earlier and is a step towards the 750 Motor Club running effective championship for these cars.

The 750 Motor Club Formula 4 Championship provides the technical sophistication of slicks and wings in an single seater championship. Class A allows any design of chassis powered by the 1600 CVH, 1800 Zetec or Blackbird engine. Class B is for FF2000 cars, class C for pre Dec '80, running to the former FF2000 regulations. Class D is for pre 2001 Formula Ford Zetec cars.

# Race 16/19

# 10 Laps

## Demon Tweaks/Yokohama Stock Hatch Championship

	NO	DRIVER	CAR DETAILS	CCS	HOMETOWN	CLUB
	2	Glenn Stokes	Peugeot 106 Rallye	1600.	Chafford Hundred	750
	4	Hilary Howlett	Peugeot 106 XSi	1587.	Dereham	750
	6	Matt Lewis	Fiesta XR2i	1600.	Leatherhead	750
	8	Chris Ball	Fiesta	1600.	Bournemouth	750
	12	Paul Tibbs	Fiesta XR2	1600.	Spalding	750
	17	Damian Cottrell	Fiesta XR2	1600.	Bromsgrove	750
	20	Peter Felix	Peugeot 106	1600.	Allestree	750
	24	Richard Horsey	Peugeot 205GTi	1600.	East Horsley	750
	26	Simon Howard	Fiesta XR2	1600.	Norwich	750
	28	Kevin Hatch	Fiesta XR2	1600.	Salisbury	750
	30	Richard Baldwin	Fiesta XR2	1600.	Ripley	750
	32	Paul Reed	Fiesta XR2	1600.	Workington	750
	34	Steve Drewery	Suzuki Swift GTi	1300.	Kings Lynn	750
	36	Paul Coulam	Fiesta XR2	1600.	Horncastle	750
	40	John Waples	Fiesta XR2i	1600.	Truro	750
	42	Roger Neep	Peugeot 205 GTi	1580.	London	750
	46	Darren Blumson	Peugeot 205 GTi	1580.	Reigate	750
	52	Colin Thorpe	Fiesta XR2	1597.	Ilkley	750
	57	Dave Wright	Peugeot 205 GTi	1600.	Sittingbourne	750
Res 2	61	Tony Taylor	Peugeot 205 GTi	1580.	Ware	750
Res 5	64	Nat Corbet	Peugeot 205 GTi	1600.	Nottingham	750
	66	Jerry Kitchener	Fiesta XR2	1600.	Wickford	750
	70	Richard Warner	Fiesta XR2	1600.	Northwich	750
	75	Simon Bowyer	Fiesta XR2	1600.	Islington	750
	78	Alastair Boulton	Fiesta XR2	1600.	Cheltenham	750
	80	Paul Winter	Peugeot 205 GTi	1600.	Ferndown	750
	84	William Hornsey	Peugeot GTi	1600.	Harrogate	750
	87	Chris Cody	Citroen Saxo VTR	1600.	Winchmore Hill	750
	91	Steve Groom	Peugeot 205 GTi	1600.	Walkern	750
	96	Gareth Wright	Peugeot XSi	1600.	Wisbech	750
	98	Ian Oakes	Vauxhall Nova GTE	1600.	Bletchley	750
	102	Mark Alden	Peugeot 106 XSi	1600.	Manchester	750
	110	Noel Moffitt	Peugeot 205 GTi	1600.	Sutton Coldfield	750
	112	David Drinkwater	Fiesta XR2	1600.	Woking	750
Res 4	118	Nick Gibbs	Fiesta XR2	1600.	Streatham Hill	750

The above are in the 1<sup>st</sup> Stock Hatch practice; those on the next page are in the 2<sup>nd</sup> session.  
The fastest 32 go into Race 19, the next 32 into Race 16. Reserves only race if space becomes available.

Demon Tweaks and Yokohama tyres are the main sponsors for the Stock Hatch Championship, which in its 6<sup>th</sup> year continues to be one of the most popular saloon car championships in the UK. The use of standard engine & gearbox, a 'control' Yokohama A539 tyre and a weight penalty for leading cars ensures close racing at very affordable cost.

# Race 16/19

# 10 Laps

## Demon Tweaks/Yokohama Stock Hatch Championship

	NO	DRIVER	CAR DETAILS	CCS	HOMETOWN	CLUB
	1	Tony Scarlett	Peugeot 106	1600.	Rotherham	750
	3	Pete Morgan	Fiesta XR2	1600.	Wrexham	750
	5	Carl Townend	Peugeot 106 XSi	1580.	Ecclesfield	750
	7	Paul McMillan	Citroen Saxo	1600.	Wisbech	750
	9	Gordon Macmillan	Peugeot 205 GTi	1580.	Swindon	750
	13	Phil Smith	Peugeot 106 Rallye	1600.	Leicester	750
	18	Simon Hunt	Peugeot 205 GTi	1590.	Allestree	750
	23	Mike Rudd	Fiesta XR2	1600.	Workington	750
	25	Matt Urlwin	Fiesta XR2	1600.	Leighton Buzzard	750
	27	Stewart Nind	Peugeot 205 GTi	1600.	Sittingbourne	750
	29	Dave Balding	Fiesta XR2	1600.	Hadleigh	750
	31	Paul Ashton	Peugeot 205 GTi	1600.	Royton	750
	33	Jonathan Howes	Fiesta XR2	1600.	Norwich	750
	35	Andrew Thorpe	Fiesta XR2	1600.	Ilkley	750
	39	Richard Kingsnorth	Peugeot 205 GTi	1600.	Colchester	750
	41	John Townshend	Peugeot 205 GTi	1600.	Colchester	750
	45	Paul Taylor	Peugeot 106 Rallye	1600.	Great Amwell	750
	47	John Munday	Peugeot 205 GTi	1600.	Harrow	750
	54	Michael Wright	Fiesta XR2	1600.	Winslow	750
	58	Martin Boon	Fiesta Si	1400.	Kings Lynn	750
Res 3	63	Pat Grove	Peugeot 205 GTi	1600.	Tewkesbury	750
	65	Terry Roughton	Peugeot 205 GTi	1580.	Wisbech	750
	68	Phil Law	Fiesta XR2	1600.	Botley	750
	72	Paul Johnson	Suzuki Swift GTi	1298.	Gt Yarmouth	750
	77	Craig Emmerson	Nova GTE	1596.	Loughborough	750
	79	Gary Parkes	Fiesta XR2	1597.	Lincoln	750
	82	Anthony Le Tissier	Fiesta XR2	1600.	Selly Oak	750
	85	David Lewis	Fiesta XR2i	1600.	Aylesbury	750
	90	Peter Skinner	Fiesta XR2	1600.	Wiggington	750
Res 1	95	Trevor Corteil	Fiesta XR2	1600.	Hersham	750
	97	Tim Speed	Peugeot 205 GTi	1600.	Wimborne	750
	101	Spencer Woodhouse	Rover Metro GTi	1400.	Thrapston	750
	108	Paul Sheehan	Peugeot 106 XSi	1600.	Coundon	750
	111	Angus Lock	Peugeot 205 GTi	1600.	Long Buckby	750
	114	Julie Hassell	Fiesta XR2i	1600.	Eastbourne	750

Demon Tweaks and Yokohama tyres are the main sponsors for the Stock Hatch Championship, which in its 6<sup>th</sup> year continues to be one of the most popular saloon car championships in the UK. The use of standard engine & gearbox, a 'control' Yokohama A539 tyre and a weight penalty for leading cars ensures close racing at very affordable cost.



# Races 17 & 20

# 10 & 15 Laps

## Sports Racing & GT Challenge

No	DRIVER	CAR DETAILS	CCS	HOMETOWN	CLUB
99	C Steve Kelsey	MK Locost	919.	Stourbridge	750
1	E Cheng Lim	Ram SC Cobra	6600.	Singapore	750
2	A Mark Jordan	Cobra	5000.	Elstree	750
10	C John Dench	Porsche 911	2700.	Newark	750
12	A Trevor Taylor	GT 40	5700.	Plymouth	SR & GT
16	B John Arnold	Revival D Type	4200.	Kirkby Mallory	JEC
18	A Michael Shoobridge	DWR Cobra Replica	6900.	Frankfurt, Germany	SR & GT
21	D Stuart Jefcoote	Porsche 911 Carrera	2994.	Wraysbury	750
22	B Phillip Hammond	Dax Cobra	7000.	Malvern	750
25	B Doug Ellwood	TVR Griffith	4997.	Stratford on Avon	750
27	B Graham Paddick	Kougar Jaguar	3800.	Henley -on- Thames	750
28	D Anna Robins	Reliant Sabre 6	2553.	Elstree	750
32	D Kathy Evans	Ginetta G27	1800.	Finchley	750
37	B Mike Walker	Porsche 911	3600.	East Harptree	750
50	D Ken Paton	D Type Jaguar	3800.	Hornchurch	SR & GT
53	C John Wilkes	Lister Knobbly	4200.	Chesterfield	750
55	C Myles Castaldini	Davrian GT	998.	Chesham	SR & GT
59	C Richard Abels	Jaguar E Type	4235.	Oakham	750

# NUMERICA

The Sports Racing & GT Challenge is open to original and replica cars such as AC Cobra, Ford GT40, Jaguar C & D types, Lotus, Marcos, Porsche etc. Engine tuning is virtually free with the exception of forced induction (turbocharging, supercharging), all cars run within power - to - weight classes. The series is sponsored by Numerica.

# Race 18

# 10 Laps

## Morgan Motor Co Challenge

Nº	CLS	DRIVER	CAR DETAILS	CCS	HOMETOWN	CLUB
1	A	Keith Ahlers	Morgan + 8	4599.	Trinity	750
2	A	Rick Lloyd	Morgan + 8	4554.	Burley	750
6	A	Simon McDermott	Morgan + 8	4600.	Adlington	MMCC
7	D	Mary Lindsay	Morgan + 8	3528.	Colchester	MSCC
11	E	David James	Morgan + 4	1991.	Nth Harrow	MMCC
13	B	Chris Acklam	Morgan + 8	3948.	Ashford	MSCC
17	D	Jack Bellinger	Morgan + 8	3528.	East Barnet	MMCC
21	B	James Paterson	Morgan + 8	3900.	North Walsham	MMCC
31	C	Leigh Sebba	Morgan + 8	3900.	Colchester	MMCC
34	B	Peter Sargeant	Morgan + 8	3900.	Ledbury	MMCC
39	C	Simon Orebi Gann	Morgan + 8	3900.	Putney	MMCC
45	C	Andy Green	Morgan + 8	3996.	Kingston Blount	MMCC
48	D	Philip Goddard	Morgan + 8	3528.	Royston	MMCC
50	C	Paul Burry	Morgan + 8	3990.	Bramley	MMCC
51	A	Adam Jones	Morgan + 8	4600.	Tenbury Wells	MMCC
53	C	Chris Dady	Morgan + 8	3900.	Salhouse	MSCC
54	B	Peter Harsman	Morgan	3999.	Latimer	MMCC
56	A	Tim Bryan	Morgan + 8	3900.	Nr Worksop	750
57	B	James Bellinger	Morgan	1700.	East Barnet	MMCC
58	B	Nigel Ingram	Morgan + 8	3500.	Austrey	MMCC
59	A	Chris Williams	Morgan + 8	4600.	Buckhurst Hill	750
69	B	Phil Hollins	Morgan + 8	3900.	Grayshott	MMCC
71	D	Kelvin Laidlaw	Morgan + 8	3528.	Worcester	MMCC

The Morgan Motor Company Challenge began in its present form in 1990, since when it has been proud to have had the support of the Morgan Motor Co Ltd., manufacturers of this great British sports car. The championship is open to all road-going, 4-wheeled Morgans and is divided into five classes encompassing both standard and modified cars. Class A is fully modified Plus 8 cars up to 4600ccs. Class B is Plus 8 up to 3999cc, Plus 4 and 4/4 up to 2350ccs; Class C is standard Plus 8 up to 3999ccs; Class D is Plus 8 up to 3600ccs; Class E is production 4 cylinder Morgans. Points are awarded for finishing position in each class, plus fastest race lap, thus ensuring equal opportunity for the overall championship winner to come from any of the classes, although the race winner will undoubtedly be from class A.

## ***Donington Club Circuit Lap Records***

Formula	Class	Name	Time	Speed	Date
750 Formula		Mick Harris	1:23.73	84.15	29/06/97
750 Trophy	A	TBE	-	-	-
	B	TBE	-	-	-
	C	TBE	-	-	-
	D	TBE	-	-	-
Formula 4	A	Allan Rennie	1:14.41	94.70	29/06/97
	B	Mike Whatley	1:16.16	92.52	29/06/97
	C	Nicholas Pearce	1:17.18	91.30	29/06/97
	D	Barry Pomfret	1:20.489	87.54	06/05/02
Formula Vee		Trevor Welsh	1:20.840	87.16	05/05/02
Kit Cars	A	Jonathon White	1:23.50	84.38	14/03/99
	B	Tim Harmer	1:26.61	81.35	14/03/99
RGB	A	TBE	-	-	-
	B	TBE	-	-	-
	C	TBE	-	-	-
	D	TBE	-	-	-
Roadsports	A	Keith Ahlers	1:21.458	86.50	06/05/02
	B	Robbie Watts	1:24.142	83.74	06/05/02
	C	Rob Moody	1:27.895	80.16	06/05/02
Caterhams	A	Martin Stewart	1:18.85	89.36	14/03/99
	B	B. White	1:24.99	82.91	29/06/97
	C	Julian Atkinson	1:27.85	80.20	14/03/99
Hot Hatch	A	Steve Taylor	1:29.05	79.13	29/06/97
	B	Stephen Polley	1:32.69	76.01	14/03/99
	C	TBE	-	-	-
Stock Hatch		Paul Taylor	1:31.804	76.75	17/03/02
Locost		Darryl Beckwith	1:45.537	66.77	18/03/01


Donington Park



# SPEED TABLE

Circuit length 1.9573 miles/3.15kms

TIME	MPH	TIME	MPH	TIME	MPH	TIME	MPH	TIME	MPH	TIME	MPH	TIME	MPH
0 55.0	128.11	1 2.0	113.64	1 9.0	102.12	1 16.0	92.71	1 23.0	84.89	1 30.0	78.29	1 37.0	72.64
0 55.1	127.88	1 2.1	113.46	1 9.1	101.97	1 16.1	92.59	1 23.1	84.79	1 30.1	78.20	1 37.1	72.56
0 55.2	127.65	1 2.2	113.28	1 9.2	101.82	1 16.2	92.47	1 23.2	84.69	1 30.2	78.11	1 37.2	72.49
0 55.3	127.41	1 2.3	113.10	1 9.3	101.67	1 16.3	92.34	1 23.3	84.58	1 30.3	78.03	1 37.3	72.41
0 55.4	127.18	1 2.4	112.92	1 9.4	101.53	1 16.4	92.22	1 23.4	84.48	1 30.4	77.94	1 37.4	72.34
0 55.5	126.96	1 2.5	112.74	1 9.5	101.39	1 16.5	92.10	1 23.5	84.38	1 30.5	77.85	1 37.5	72.26
0 55.6	126.73	1 2.6	112.56	1 9.6	101.23	1 16.6	91.98	1 23.6	84.28	1 30.6	77.77	1 37.6	72.19
0 55.7	126.50	1 2.7	112.38	1 9.7	101.09	1 16.7	91.86	1 23.7	84.18	1 30.7	77.68	1 37.7	72.12
0 55.8	126.27	1 2.8	112.20	1 9.8	100.94	1 16.8	91.74	1 23.8	84.08	1 30.8	77.60	1 37.8	72.04
0 55.9	126.05	1 2.9	112.02	1 9.9	100.80	1 16.9	91.62	1 23.9	83.98	1 30.9	77.51	1 37.9	71.97
0 56.0	125.82	1 3.0	111.84	1 10.0	100.66	1 17.0	91.51	1 24.0	83.88	1 31.0	77.43	1 38.0	71.90
0 56.1	125.60	1 3.1	111.66	1 10.1	100.51	1 17.1	91.39	1 24.1	83.78	1 31.1	77.34	1 38.1	71.82
0 56.2	125.37	1 3.2	111.49	1 10.2	100.37	1 17.2	91.27	1 24.2	83.68	1 31.2	77.26	1 38.2	71.75
0 56.3	125.15	1 3.3	111.31	1 10.3	100.23	1 17.3	91.15	1 24.3	83.58	1 31.3	77.17	1 38.3	71.68
0 56.4	124.93	1 3.4	111.14	1 10.4	100.09	1 17.4	91.03	1 24.4	83.48	1 31.4	77.09	1 38.4	71.60
0 56.5	124.71	1 3.5	110.96	1 10.5	99.94	1 17.5	90.91	1 24.5	83.38	1 31.5	77.00	1 38.5	71.53
0 56.6	124.49	1 3.6	110.79	1 10.6	99.80	1 17.6	90.80	1 24.6	83.28	1 31.6	76.92	1 38.6	71.45
0 56.7	124.27	1 3.7	110.61	1 10.7	99.66	1 17.7	90.68	1 24.7	83.19	1 31.7	76.84	1 38.7	71.39
0 56.8	124.05	1 3.8	110.44	1 10.8	99.52	1 17.8	90.56	1 24.8	83.09	1 31.8	76.75	1 38.8	71.31
0 56.9	123.83	1 3.9	110.27	1 10.9	99.38	1 17.9	90.45	1 24.9	82.99	1 31.9	76.67	1 38.9	71.24
0 57.0	123.61	1 4.0	110.09	1 11.0	99.24	1 18.0	90.33	1 25.0	82.89	1 32.0	76.59	1 39.0	71.17
0 57.1	123.40	1 4.1	109.92	1 11.1	99.10	1 18.1	90.22	1 25.1	82.80	1 32.1	76.50	1 39.1	71.10
0 57.2	123.18	1 4.2	109.75	1 11.2	98.96	1 18.2	90.10	1 25.2	82.70	1 32.2	76.42	1 39.2	71.03
0 57.3	122.97	1 4.3	109.58	1 11.3	98.82	1 18.3	89.99	1 25.3	82.60	1 32.3	76.34	1 39.3	70.95
0 57.4	122.75	1 4.4	109.41	1 11.4	98.68	1 18.4	89.87	1 25.4	82.50	1 32.4	76.25	1 39.4	70.88
0 57.5	122.54	1 4.5	109.24	1 11.5	98.54	1 18.5	89.76	1 25.5	82.41	1 32.5	76.17	1 39.5	70.81
0 57.6	122.33	1 4.6	109.07	1 11.6	98.41	1 18.6	89.64	1 25.6	82.31	1 32.6	76.09	1 39.6	70.74
0 57.7	122.11	1 4.7	108.90	1 11.7	98.27	1 18.7	89.53	1 25.7	82.22	1 32.7	76.01	1 39.7	70.67
0 57.8	121.90	1 4.8	108.73	1 11.8	98.13	1 18.8	89.41	1 25.8	82.12	1 32.8	75.92	1 39.8	70.60
0 57.9	121.69	1 4.9	108.57	1 11.9	98.00	1 18.9	89.30	1 25.9	82.02	1 32.9	75.84	1 39.9	70.53
0 58.0	121.48	1 5.0	108.40	1 12.0	97.86	1 19.0	89.19	1 26.0	81.93	1 33.0	75.76	1 40.0	70.46
0 58.1	121.27	1 5.1	108.23	1 12.1	97.72	1 19.1	89.08	1 26.1	81.83	1 33.1	75.68	1 40.1	70.39
0 58.2	121.07	1 5.2	108.07	1 12.2	97.59	1 19.2	88.96	1 26.2	81.74	1 33.2	75.60	1 40.2	70.32
0 58.3	120.86	1 5.3	107.90	1 12.3	97.45	1 19.3	88.85	1 26.3	81.64	1 33.3	75.52	1 40.3	70.25
0 58.4	120.65	1 5.4	107.74	1 12.4	97.32	1 19.4	88.74	1 26.4	81.55	1 33.4	75.44	1 40.4	70.18
0 58.5	120.44	1 5.5	107.57	1 12.5	97.19	1 19.5	88.63	1 26.5	81.45	1 33.5	75.36	1 40.5	70.11
0 58.6	120.24	1 5.6	107.41	1 12.6	97.05	1 19.6	88.52	1 26.6	81.36	1 33.6	75.28	1 40.6	70.04
0 58.7	120.03	1 5.7	107.24	1 12.7	96.92	1 19.7	88.41	1 26.7	81.27	1 33.7	75.20	1 40.7	69.97
0 58.8	119.83	1 5.8	107.08	1 12.8	96.78	1 19.8	88.29	1 26.8	81.17	1 33.8	75.12	1 40.8	69.90
0 58.9	119.63	1 5.9	106.92	1 12.9	96.65	1 19.9	88.18	1 26.9	81.08	1 33.9	75.04	1 40.9	69.83
0 59.0	119.42	1 6.0	106.76	1 13.0	96.52	1 20.0	88.07	1 27.0	80.99	1 34.0	74.96	1 41.0	69.76
0 59.1	119.22	1 6.1	106.60	1 13.1	96.39	1 20.1	87.96	1 27.1	80.89	1 34.1	74.88	1 41.1	69.69
0 59.2	119.02	1 6.2	106.43	1 13.2	96.26	1 20.2	87.85	1 27.2	80.80	1 34.2	74.80	1 41.2	69.62
0 59.3	118.82	1 6.3	106.27	1 13.3	96.12	1 20.3	87.74	1 27.3	80.71	1 34.3	74.72	1 41.3	69.55
0 59.4	118.62	1 6.4	106.11	1 13.4	95.99	1 20.4	87.64	1 27.4	80.62	1 34.4	74.64	1 41.4	69.48
0 59.5	118.42	1 6.5	105.95	1 13.5	95.86	1 20.5	87.53	1 27.5	80.52	1 34.5	74.56	1 41.5	69.42
0 59.6	118.22	1 6.6	105.80	1 13.6	95.73	1 20.6	87.42	1 27.6	80.43	1 34.6	74.48	1 41.6	69.35
0 59.7	118.02	1 6.7	105.64	1 13.7	95.60	1 20.7	87.31	1 27.7	80.34	1 34.7	74.40	1 41.7	69.28
0 59.8	117.83	1 6.8	105.48	1 13.8	95.47	1 20.8	87.20	1 27.8	80.25	1 34.8	74.32	1 41.8	69.21
0 59.9	117.63	1 6.9	105.32	1 13.9	95.34	1 20.9	87.09	1 27.9	80.16	1 34.9	74.24	1 41.9	69.14
1 0.0	117.43	1 7.0	105.16	1 14.0	95.22	1 21.0	86.99	1 28.0	80.07	1 35.0	74.17	1 42.0	69.08
1 0.1	117.24	1 7.1	105.01	1 14.1	95.09	1 21.1	86.88	1 28.1	79.98	1 35.1	74.09	1 42.1	69.01
1 0.2	117.04	1 7.2	104.85	1 14.2	94.96	1 21.2	86.77	1 28.2	79.88	1 35.2	74.01	1 42.2	68.94
1 0.3	116.85	1 7.3	104.69	1 14.3	94.83	1 21.3	86.67	1 28.3	79.79	1 35.3	73.93	1 42.3	68.87
1 0.4	116.66	1 7.4	104.54	1 14.4	94.70	1 21.4	86.56	1 28.4	79.70	1 35.4	73.86	1 42.4	68.81
1 0.5	116.46	1 7.5	104.38	1 14.5	94.58	1 21.5	86.45	1 28.5	79.61	1 35.5	73.78	1 42.5	68.74
1 0.6	116.27	1 7.6	104.23	1 14.6	94.45	1 21.6	86.35	1 28.6	79.52	1 35.6	73.70	1 42.6	68.67
1 0.7	116.08	1 7.7	104.08	1 14.7	94.32	1 21.7	86.24	1 28.7	79.43	1 35.7	73.62	1 42.7	68.61
1 0.8	115.89	1 7.8	103.92	1 14.8	94.20	1 21.8	86.14	1 28.8	79.35	1 35.8	73.55	1 42.8	68.54
1 0.9	115.70	1 7.9	103.77	1 14.9	94.07	1 21.9	86.03	1 28.9	79.26	1 35.9	73.47	1 42.9	68.47
1 1.0	115.51	1 8.0	103.62	1 15.0	93.95	1 22.0	85.93	1 29.0	79.17	1 36.0	73.39	1 43.0	68.41
1 1.1	115.32	1 8.1	103.46	1 15.1	93.82	1 22.1	85.82	1 29.1	79.08	1 36.1	73.32	1 43.1	68.34
1 1.2	115.13	1 8.2	103.31	1 15.2	93.70	1 22.2	85.72	1 29.2	78.99	1 36.2	73.24	1 43.2	68.27
1 1.3	114.94	1 8.3	103.16	1 15.3	93.57	1 22.3	85.61	1 29.3	78.90	1 36.3	73.17	1 43.3	68.21
1 1.4	114.76	1 8.4	103.01	1 15.4	93.45	1 22.4	85.51	1 29.4	78.81	1 36.4	73.09	1 43.4	68.14
1 1.5	114.57	1 8.5	102.86	1 15.5	93.32	1 22.5	85.40	1 29.5	78.72	1 36.5	73.01	1 43.5	68.08
1 1.6	114.38	1 8.6	102.71	1 15.6	93.20	1 22.6	85.30	1 29.6	78.64	1 36.6	72.94	1 43.6	68.01
1 1.7	114.20	1 8.7	102.56	1 15.7	93.08	1 22.7	85.20	1 29.7	78.55	1 36.7	72.86	1 43.7	67.94
1 1.8	114.01	1 8.8	102.41	1 15.8	92.95	1 22.8	85.10	1 29.8	78.46	1 36.8	72.79	1 43.8	67.88
1 1.9	113.83	1 8.9	102.26	1 15.9	92.83	1 22.9	84.99	1 29.9	78.37	1 36.9	72.71	1 43.9	67.81



## 750 Motor Club Formula Vee

### Provisional Results - Race 1 - Heat

PI	No	CI	Name	Car	Laps	Time	Behind	MPH	Best Lap on	MPH
1	21	FV	Mike PASCALL	GAC 01	10	14:16.30		82.29	0	0.00
2	23	FV	Jamie CONYERS	Sheane	10	14:17.88	1.58	82.14	2	0.00
3	14	FV	Graham KIDDY	Sheane	10	14:24.84	8.54	81.47	2	0.00
4	85	FV	Tony DOWSON	Sheane	10	14:24.99	8.69	81.46	2	0.00
5	65	FV	Mike FENWICK	Leystone JH002	10	14:25.59	9.29	81.40	2	0.00
6	87	FV	Warren SMITH	Sheane	10	14:26.57	10.27	81.31	2	0.00
7	22	FV	Stephen GLASSWELL	Sheane 97	10	14:26.74	10.44	81.30	2	0.00
8	37	FV	Adrian WESTON	Sheane AHS	10	14:29.16	12.86	81.07	2	0.00
9	53	FV	Gordon BARNES	Spyder	10	14:29.78	13.48	81.01	2	0.00
10	88	FV	David LAVINGTON	Sheane	10	14:31.19	14.89	80.88	2	0.00
11	60	FV	Bob HIGGINS	Sheane	10	14:45.85	29.55	79.54	2	0.00
12	29	FV	Simon LIVESLEY	Scarab MkIV	10	14:52.26	35.96	78.97	2	0.00
13	91	FV	Paul NICHOLLS	Leystone JH02 AHS	10	15:10.57	54.27	77.38	2	0.00
14	80	FV	Steven OUGH	Leystone AHS	10	15:11.75	55.45	77.28	2	0.00
15	50	FV	Phil WATERHOUSE	ARI Mk4	10	15:24.02	1:07.72	76.26	2	0.00
16	40	FV	Charlie REILLY	Sheane	10	15:28.31	1:12.01	75.90	2	0.00
17	26	FV	Peter ANDREWS	Sheane 2001	10	15:31.16	1:14.86	75.67	2	0.00
18	92	FV	Frank MOUNTAIN	Sheane Mk2	10	15:32.43	1:16.13	75.57	2	0.00
19	36	FV	John HUGHES	Leystone	10	15:32.61	1:16.31	75.55	2	0.00
20	67	FV	James CONYERS	Leystone	10	15:35.21	1:18.91	75.34	2	0.00
21	39	FV	Derek WILLETTS	Phoenix MkII	10	15:41.28	1:24.98	74.86	2	0.00
22	24	FV	Roger THOMPSON	McNamara Sebring	10	15:41.94	1:25.64	74.81	2	0.00
23	42	FV	Ian ELLIS	Scarab Mk4	9	14:47.24	1 Lap	71.48	6	
<u>Not-Classified</u>										
55	FV	Kevan CORNFIELD	Sheane 2000		8	12:29.02	DNF	75.26	2	0.00
34	FV	Lee LEVETT	Sheane		8	12:29.20	DNF	75.24	2	0.00
30	FV	Tim PROBERT	Scarab MkII		5	7:51.60	DNF	74.71	2	0.00
70	FV	Nick BROWN	AHS Challenger		5	9:05.81	DNF	64.55	0	
86	FV	Richard HARRIS	Sheane AHS 97/02		4	6:08.60	DNF	76.47	2	0.00
38	FV	Paul SMITH	Predator		4	7:51.82	DNF	59.74	2	0.00
52	FV	Jonathan STORER	Scarab		2	3:10.81	DNF	73.86	0	

Exclusions

43 FV Michael AYLOTT      Leystone AHS      Car ineligible

Non-Starters

78 FV Darren FEATHER      Martlet AJD

No fastest laps available

Start Time: 13:52

Donington Park

29 Mar 03 14:40

Clerk of Course:

Time Issued:

Chief Timekeeper:

THESE RESULTS REMAIN PROVISIONAL FOR A MINIMUM OF 30 MINUTES FROM THE TIME OF ISSUE



## 750 Motor Club RGB

### Provisional Results - Race 2

Pl	No	Cl	Name	Car	Laps	Time	Behind	MPH	Best Lap on	MPH
1	27	BEC	Martin BROOKS	Stuart Taylor Phoenix	10	13:40.90		85.84	1:20.39	3 87.65
2	6	BEC	Gordon GRIFFIN	Fisher Fury	10	13:42.99	2.09	85.62	1:20.23	4 87.83
3	9	BEA	Jonathon WRIGHT	Westfield Megabua	10	13:54.49	13.59	84.44	1:19.60	6 88.52
4	11	BEC	Mike FIELD	Fisher Fury	10	13:55.13	14.23	84.37	1:19.30	10 88.86
5	99	BEC	Steve KELSEY	MK Locost	10	13:55.57	14.67	84.33	1:21.93	10 86.00
6	41	BEC	John STEWART	Stuart Taylor Locoblade	10	14:01.03	20.13	83.78	1:22.84	10 85.06
7	19	BEC	Darcy SMITH	Phoenix	10	14:06.23	25.33	83.27	1:23.63	5 84.26
8	18	BEC	Graham HILLS	Fisher Fury	10	14:10.06	29.16	82.89	1:23.76	10 84.12
9	39	BEC	Andy LAMPORT	Fisher Fury Spyder	10	14:13.37	32.47	82.57	1:23.59	8 84.30
10	25	BEA	Scott NICHOLSON	Fisher Fury	10	14:15.55	34.65	82.36	1:22.51	10 85.40
11	70*	BEC	Gary KELLY	Westfield Megabiade	10	14:19.58	38.68	81.97	1:23.81	9 84.07
12	7	BEC	Mark FALCO	Fisher Fury	10	14:21.61	40.71	81.78	1:23.88	10 84.00
13	21	BEC	Stephen DEAN	Fisher Fury	10	14:23.43	42.53	81.61	1:24.35	3 83.54
14	40	BEC	Dustin BARNES	Fisher Fury	10	14:23.59	42.69	81.59	1:22.59	7 85.32
15	28	BEC	David CHAPMAN	Fisher Fury	10	14:24.12	43.22	81.54	1:24.66	7 83.23
16	33	BEB	Mark FARTHING	Caterham Fireblade	10	14:29.36	48.46	81.05	1:24.61	9 83.28
17	23	BEC	Tim EVANS	MK Indy	10	14:33.74	52.84	80.65	1:25.33	5 82.58
18	56	BEC	Chris SUCKLING	Stuart Taylor Phoenix	10	14:37.11	56.21	80.34	1:25.41	7 82.50
19	14	BEC	Andrew DRAKE	Westfield SE	10	14:38.65	57.75	80.19	1:25.57	6 82.35
20	88	BEC	Michael FISHWICK	MK Indy	10	14:38.72	57.82	80.19	1:25.71	6 82.21
21	30	BEB	George NOBLE	Sylva Phoenix	10	14:40.47	59.57	80.03	1:25.18	7 82.72
22	15	BEB	Tom BARNARD	Tiger B6	9	13:53.63	1 Lap	76.07	1:29.30	9 78.91
<b>Not-Classified</b>										
50	BEC	Matt ROBERTS	Luego Locoblade	7	10:57.15	DNF	75.06	1:31.26	3	77.21
60	BEA	Andy STERLING	Dax Rush	5	6:57.15	DNF	84.46	1:20.31	4	87.74
38	BEC	Ian GRAY	Stuart Taylor Phoenix	5	7:13.12	DNF	81.34	1:23.80	4	84.08
5	BEC	Matthew ROWE	Westfield Megablade	4	6:13.98	DNF	75.37	1:25.51	3	82.40
77	BEC	Warwick BARNES	Fisher Fury	3	4:16.74	DNF	82.34	1:22.78	3	85.12
32	BEC	Phil GREENWAY	Sylva Phoenix	2	2:52.59	DNF	81.65	1:23.58	2	84.31
16	BEC	Paul BAINBRIDGE	Locoblade	2	4:18.88	DNF	54.44	2:07.42	2	55.30
<b>Non-Starters</b>										
51	BEA	Andy CHARLESLEY	Fisher Fury							
53	BEA	Ian HARRISON	Tiger Avon							
<b>Fastest Lap</b>										
9	BEA	Jonathon WRIGHT	Westfield Megabua					1:19.60	6	88.52
11	BEC	Mike FIELD	Fisher Fury					1:19.30	10	88.86
33	BEB	Mark FARTHING	Caterham Fireblade					1:24.61	9	83.28

\* No 70 - your transponder stopped working part way through race.

Start Time : 14:15

Donington Park

29 Mar 03 14:35

Clerk of Course:

Time Issued:

Chief Timekeeper:

THESE RESULTS REMAIN PROVISIONAL FOR A MINIMUM OF 30 MINUTES FROM THE TIME OF ISSUE



## 750 Motor Club 750 Formula

### Provisional Results - Race 3

PI	No	CI	Name	Car	Laps	Time	Behind	MPH	Best Lap on	MPH
1	51	F7	Pete KNIPE	DNC F750	10	14:18.71		82.06	1:24.47	5 83.42
2	2	F7	Anthony RAINE	Centaur Mk16	10	14:20.04	1.33	81.93	1:24.83	8 83.06
3	4	F7	Bob SIMPSON	SS Reliant	10	14:29.45	10.74	81.04	1:24.92	4 82.98
4	8	F7B	Will JOHNSTON	Centaur Mk16	10	14:30.37	11.66	80.96	1:25.50	9 82.41
5	3	F7	Peter BOVE	Darvi 88/P	10	15:21.57	1:02.86	76.46	1:31.29	3 77.19
6	39	F7B	Andrew GENT	Darvi 88/2	10	15:43.08	1:24.37	74.72	1:32.84	10 75.90
7	27	F7B	Sue BUXTON	Darvi Mk5/97	9	14:33.59	1 Lap	72.59	1:35.16	6 74.05
8	21	F7B	Ian ALLEN	Hague 81	9	14:52.95	1 Lap	71.02	1:35.54	9 73.75
9	42	F7B	Martin KEMP	Darvi Mk6	9	15:02.45	1 Lap	70.27	1:37.77	8 72.07
10	23	F7B	David BASS	Time 3B	9	15:39.27	1 Lap	67.52	1:42.71	7 68.60
11	28	F7B	Max SHEPPARD	Tristesse	9	15:43.61	1 Lap	67.21	1:38.35	6 71.64
<u>Not-Classified</u>										
	55	F7B	Roger ROWE	Centaur Mk20	3	4:56.42	DNF	71.31	1:42.49	3 68.75
	16	F7	Dave ROBSON	SDAR/83	2	3:52.11	DNF	60.72	3:52.11	2 30.36
	5	F7	Paul MORRIS	Darvi 92J	0		Starter	0		
<u>Non-Starters</u>										
	31	F7B	Sean GRAHAM	Myatt Marrow						
	72	F7B	Mike KING	Kaptec						
<u>Fastest Lap</u>										
	51	F7	Pete KNIPE	DNC F750				1:24.47	5	83.42
	8	F7B	Will JOHNSTON	Centaur Mk16				1:25.50	9	82.41

Start Time : 14:41

Donington Park

29 Mar 03 14:58

Clerk of Course:

Time Issued:

Chief Timekeeper:

THESE RESULTS REMAIN PROVISIONAL FOR A MINIMUM OF 30 MINUTES FROM THE TIME OF ISSUE



## 750 Motor Club Formula Vee


### Provisional Results - Race 4 - Final

Pl	No	CI	Name	Car	Laps	Time	Behind	MPH	Best Lap on	MPH
1	2	FV	Jeremy CLARK	Spyder GAC	8	10:54.88		86.08	1:21.10	3 86.88
2	3	FV	Patrick SHERRINGTON	Scarab Mk2	8	10:55.10	0.22	86.05	1:20.89	3 87.11
3	8	FV	Guy BELLINGHAM	GAC 01	8	11:09.00	14.12	84.26	1:22.36	4 85.55
4	25	FV	Ken ELLIOTT	Leystone JH002	8	11:15.23	20.35	83.48	1:22.77	6 85.13
5	44	FV	Brandon THOMAS	Leystone	8	11:15.60	20.72	83.44	1:22.26	4 85.66
6	6	FV	Ian BUXTON	Leystone	8	11:16.89	22.01	83.28	1:22.09	4 85.84
7	9	FV	Bill STENNING	Spyder	8	11:17.33	22.45	83.22	1:22.37	4 85.54
8	57	FV	Neil CHILLESTONE	Scarab Mk2	8	11:17.51	22.63	83.20	1:22.36	6 85.55
9	35	FV	Mike JENVEY	Sheane	8	11:18.06	23.18	83.13	1:22.24	4 85.68
10	31	FV	Martin BROWN	Ray GM	8	11:18.58	23.70	83.07	1:21.94	7 85.99
11	21	FV	Mike PASCALL	GAC 01	8	11:19.47	24.59	82.96	1:22.93	6 84.97
12	10	FV	John STAPLETON	Leystone JH002	8	11:19.73	24.85	82.93	1:23.01	7 84.88
13	47	FV	John BOWLES	Ray 87	8	11:21.94	27.06	82.66	1:22.72	6 85.18
14	32	FV	Jon RANDALL	Kaimann	8	11:22.03	27.15	82.65	1:22.81	6 85.09
15	33	FV	Bill BURNETT	Sheane	8	11:26.05	31.17	82.17	1:22.20	6 85.72
16	14	FV	Graham KIDDY	Sheane	8	11:27.74	32.86	81.96	1:23.70	5 84.18
17	23	FV	Jamie CONYERS	Sheane	8	11:28.47	33.59	81.88	1:23.21	8 84.68
18	88	FV	David LAVINGTON	Sheane	8	11:29.11	34.23	81.80	1:23.31	8 84.58
19	15	FV	Paul MITSON	GAC 01	8	11:32.57	37.69	81.39	1:21.87	3 86.07
20	60	FV	Bob HIGGINS	Sheane	8	11:37.52	42.64	80.82	1:24.32	6 83.57
21	22	FV	Stephen GLASSWELL	Sheane 97	8	11:37.86	42.98	80.78	1:24.45	6 83.44
22	85	FV	Tony DOWSON	Sheane	8	11:38.17	43.29	80.74	1:24.42	6 83.47
23	29	FV	Simon LIVESLEY	Scarab MkIV	8	11:47.78	52.90	79.64	1:25.69	3 82.23
24	53	FV	Gordon BARNES	Spyder	8	11:49.82	54.94	79.41	1:25.42	3 82.49
25	40	FV	Charlie REILLY	Sheane	8	12:08.23	1:13.35	77.41	1:27.74	4 80.31
26	50	FV	Phil WATERHOUSE	ARI Mk4	8	12:08.86	1:13.98	77.34	1:27.32	8 80.69
27	80	FV	Steven OUGH	Leystone AHS	8	12:11.07	1:16.19	77.11	1:28.57	3 79.56
28	91	FV	Paul NICHOLLS	Leystone JH02 AHS	8	12:24.18	1:29.30	75.75	1:28.23	2 79.86
29	37	FV	Adrian WESTON	Sheane AHS	6	12:00.43	2 Laps	58.68	1:24.96	4 82.94
<b>Not-Classified</b>										
87	FV	Warren SMITH	Sheane	6	8:39.30	DNF	81.41	1:22.12	5 85.80	
65	FV	Mike FENWICK	Leystone JH002	5	7:22.79	DNF	79.57	1:25.71	4 82.21	
4	FV	Ian JORDAN	Sheane 98	3	4:45.67	DNF	74	1:26.31	2 81.64	

#### Fastest Lap

3 FV Patrick SHERRINGTON Scarab Mk2 1:20.89 3 87.11

Chequered flag after 8 laps on grounds of safety

Start Time : 15:10  
 Clerk of Course:  16.05

Donington Park

29 Mar 03 15:25

Time Issued:

Chief Timekeeper: 

THESE RESULTS REMAIN PROVISIONAL FOR A MINIMUM OF 30 MINUTES FROM THE TIME OF ISSUE





## Demon Tweeks/Yokohama Hot Hatch

### Provisional Results - Race 5

Pl	No	Cl	Name	Car	Laps	Time	Behind	MPH	Best Lap on	MPH
1	1	HHA	Lee REYNOLDS	Citroen Saxo	10	14:34.44		80.58	1:25.72	4 82.20
2	80	HHA	Mark HAMMERSLEY	Peugeot 205 GTI	10	14:35.40	0.96	80.49	1:25.34	4 82.57
3	97	HHA	Andy McLENNAN	Suzuki Swift	10	14:36.00	1.56	80.44	1:26.32	4 81.63
4	5	HHA	Mark CUNNINGHAM	Fiesta Sport	10	14:36.89	2.45	80.36	1:25.82	6 82.11
5	3	HHA	Andy FELLO	Fiesta XR2	10	14:37.12	2.68	80.33	1:25.90	6 82.03
6	55	HHA	Steve HORNER	Fiesta RS1800	10	15:06.46	32.02	77.73	1:29.30	7 78.91
7	22	HHA	Wayne BAILEY	Peugeot 205 GTI	10	15:11.93	37.49	77.27	1:28.78	8 79.37
8	35	HHA	Keith PIPER	Vauxhall Corsa SRi	10	15:13.86	39.42	77.10	1:28.81	9 79.34
9	64	HHA	Mike WEBB	Escort RS2000	10	15:15.38	40.94	76.98	1:29.47	3 78.76
10	52	HHA	Leslie OTT	Fiesta XR2i	10	15:16.76	42.32	76.86	1:29.29	9 78.91
11	25	HHA	Pete MORGAN	Fiesta XR2	10	15:18.43	43.99	76.72	1:29.25	5 78.95
12	24	HHA	Hilary HOWLETT	Peugeot 106 XSi	10	15:19.73	45.29	76.61	1:29.92	5 78.36
13	12	HHA	Craig SHEPHERD	Fiesta XR2	10	15:30.34	55.90	75.74	1:30.75	4 77.64
14	81	HHA	Aaron ATKINS	Renault Clio	10	15:42.00	1:07.56	74.80	1:31.57	9 76.95
15	85	HHA	Stuart PEARSON	Escort XR3i	10	15:42.52	1:08.08	74.76	1:31.85	9 76.72
16	18	HHA	Clark STACEY	Fiesta XR2	10	16:36.60	2:02.16	70.70	1:33.66	6 75.23
17	46	HHA	Colin HANDY	Peugeot 205 GTI	9	14:37.41	1 Lap	72.28	1:35.03	4 74.15
18	33	HHA	Mark ROUTLEDGE	Fiesta	9	15:04.79	1 Lap	70.09	1:33.46	4 75.39
<b>Not-Classified</b>										
	23	HHA	Steve TREEN	Peugeot 205 GTI	6	9:16.43	DNF	75.98	1:29.42	4 78.80
	28	HHA	Andy NEAL	Fiesta XR2	6	9:29.04	DNF	74.3	1:29.51	4 78.72
	10	HHA	Adrian LOWES	Escort 1600S	2	3:18.08	DNF	71.15	1:32.42	2 76.24
	16	HHA	Martyn CULLEY	Fiesta XR2	1	1:35.40	DNF	73.86		0 0.00
<b>Non-Starters</b>										
	11	HHA	Mark AHLIN	Saxo VTR						
	15	HHA	Barrie CULLEY	Fiesta XR2						
	19	HHA	Roger EBDON	Fiesta XR2						
	20	HHA	Stephen WOOD	Peugeot 205 GTI						
	21	HHA	Tony SCARLETT	Peugeot 106 XSi						
	26	HHA	Geoff BLUFF	Vauxhall Nova GTE						
	32	HHA	Richard WALMSLEY	Peugeot 106 GTI						
	86	HHA	Paul HORTON	Fiesta Zetec						
<b>Fastest Lap</b>										
	97	HHA	Andy McLENNAN	Suzuki Swift				1:26.32	4	81.63
	80	HHA	Mark HAMMERSLEY	Peugeot 205 GTI				1:25.34	4	82.57
	25	HHA	Pete MORGAN	Fiesta XR2				1:29.25	5	78.95

Start Time : 15:51

Donington Park

29 Mar 03 16:10

Clerk of Course:

Time Issued:

Chief Timekeeper:

THESE RESULTS REMAIN PROVISIONAL FOR A MINIMUM OF 30 MINUTES FROM THE TIME OF ISSUE



## 750 Motor Club Locost

### Provisional Results - Race 6 - Heat

Pl	No	Cl	Name	Car	Laps	Time	Behind	MPH	Best Lap on	MPH
1	39	LC	Colin BECKWITH	Locost	10	16:07.17		72.85	1:34.36	8 74.67
2	29	LC	Alex HUGHES	Locost	10	16:08.36	1.19	72.77	1:34.14	7 74.85
3	69	LC	Daniel LEE STEVENS	Locost	10	16:09.84	2.67	72.65	1:32.90	7 75.85
4	87	LC	Alan YEARLEY	Locost	10	16:13.61	6.44	72.37	1:34.59	7 74.49
5	55	LC	Ivan THOMAS	locost	10	16:13.93	6.76	72.35	1:34.57	7 74.51
6	49	LC	David BRAILEY	Locost	10	16:25.27	18.10	71.52	1:35.08	8 74.11
7	44	LC	Matt CHERRINGTON	Locost	10	16:25.79	18.62	71.48	1:36.64	8 72.91
8	22	LC	Stephen LANSLEY	Locost	10	16:26.25	19.08	71.45	1:35.95	3 73.44
9	88	LC	Nik TARRY	Locost	10	16:39.00	31.83	70.53	1:37.16	6 72.52
10	24	LC	Danny CASSAR	Locost	10	16:45.98	38.81	70.04	1:37.58	10 72.21
11	67	LC	John BALLENTYNE	Locost	10	16:51.67	44.50	69.65	1:38.36	3 71.64
12	70	LC	Nick LEAR	Locost	10	16:52.43	45.26	69.60	1:38.51	5 71.53
13	20	LC	Mark BENSON	Locost	10	17:05.98	58.81	68.68	1:38.82	10 71.30
14	48	LC	Ian McLAUGHLIN	Locost	10	17:07.80	1:00.63	68.56	1:38.44	5 71.58
15	33	LC	Lee BAVERSTOCK	Locost	10	17:10.20	1:03.03	68.40	1:39.37	10 70.91
16	43	LC	Darren SHEPHARD	Locost	10	17:10.47	1:03.30	68.38	1:39.01	10 71.17
17	17	LC	Jason CROSSLEY	Locost	10	17:12.19	1:05.02	68.27	1:40.37	7 70.20
18	47	LC	Robert PALIN	Locost	10	17:12.30	1:05.13	68.26	1:36.90	8 72.72
19	35	LC	Chris BARTLETT	Locost	10	17:13.11	1:05.94	68.20	1:40.43	8 70.16
20	73	LC	Ged SIDNELL	Locost	10	17:16.27	1:09.10	68.00	1:36.99	6 72.65
21	75	LC	Fred WHEELER	Locost	10	17:52.07	1:44.90	65.73	1:43.33	9 68.19
22	16	LC	Niki BAXTER	Locost	9	16:43.96	1 Lap	63.17	1:47.03	8 65.83
23	40	LC	David FOERS	Locost	9	16:53.62	1 Lap	62.56	1:48.69	6 64.83
24	25	LC	Andrew MOSELEY	Locost	8	16:43.44	2 Laps	56.18	2:00.21	8 58.62
25	28	LC	David BLACK	Locost	8	17:00.46	2 Laps	55.24	1:57.14	6 60.15
<u>Not-Classified</u>										
96	LC	Jon GLOVER	Locost	7	16:08.63	DNF	50.92	1:35.58	7 73.72	
38	LC	Brendan DUDLEY	Locost	3	6:11.64	DNF	56.88	1:41.59	3 69.36	
26	LC	Dominic O'DONNELL	Locost	2	3:28.96	DNF	67.44	1:38.50	2 71.54	
56	LC	Phil SHAW	Locost	2	4:09.97	DNF	56.38	2:09.77	2 54.30	
30	LC	Derek LINLEY	Locost	0		Starter	0			
99	LC	Stuart JAMES	Locost	0		Starter	0			
<u>Exclusions</u>										
27	LC	Andrew HENRIETTE	Locost	E.5.1.8						
<u>Fastest Lap</u>										
69	LC	Daniel LEE STEVENS	Locost				1:32.90		7 75.85	

Start Time : 16:15

Donington Park


29 Mar 03 17:21

Clerk of Course:

Time Issued:

Chief Timekeeper:

THESE RESULTS REMAIN PROVISIONAL FOR A MINIMUM OF 30 MINUTES FROM THE TIME OF ISSUE



## JEC Proteus & Revival Jaguar Championship

### Provisional Results - Race 7 *ATTENDED*

Pl	No	Cl	Name	Car	Laps	Time	Behind	MPH	Best Lap on	MPH
1	32	JC	Eike WELLHAUSEN	Lister Jaguar	9	12:43.04		83.11	1:21.95	5 85.98
2	68	JEG	Mark WRIGHT	Jaguar E Type	9	12:43.49	0.45	83.06	1:22.32	5 85.60
3	18	JB	Tony JARDINE	Revival D Type	9	12:53.34	10.30	82.00	1:23.72	8 84.16
4	45	Jl	Alec HAMMOND	Jaguar Mk1	9	13:39.07	56.03	77.43	1:27.22	7 80.79
5	53	JB	John WILKES	Lister Knobbly	9	13:40.92	57.88	77.25	1:28.28	7 79.82
6	11	JB	David SMALLRIDGE	Revival D Type	9	13:41.87	58.83	77.16	1:28.18	7 79.91
7	59	JB	Richard ABELS	Jaguar E Type	9	13:43.13	1:00.09	77.04	1:28.07	6 80.01
8	55	JE	David HOWARD	Jaguar XJ12	9	13:45.38	1:02.34	76.83	1:28.43	6 79.68
9	17	JB	Alex BELL	Revival D Type	9	13:46.44	1:03.40	76.73	1:27.92	7 80.14
10	50	JB	Ken PATON	Jaguar D Type	9	13:47.44	1:04.40	76.64	1:28.35	3 79.75
11	24	JB	Alex GOULDEN	Revival D Type	9	13:47.89	1:04.85	76.60	1:28.22	7 79.87
12	77	JD	David WATTS	Jaguar D Type	9	13:48.56	1:05.52	76.54	1:27.44	7 80.58
13	27	Jl	Graham PADDICK	Kougar Jaguar	9	13:49.83	1:06.79	76.42	1:27.37	7 80.65
14	74	JB	Robert LINES	D Type Replica	9	14:01.47	1:18.43	75.36	1:28.87	7 79.29
15	16	JB	Franek LOW	Revival D Type	9	14:07.09	1:24.05	74.86	1:24.16	5 83.72
16	30	JB	Nick HAMSON	Revival D Type	9	14:17.45	1:34.41	73.96	1:29.95	7 78.34
17	69	JB	Anthony TAYLOR	XK120 Replica	9	14:19.88	1:36.84	73.75	1:31.39	7 77.10
18	6	JB	Malcolm VEREY	Jaguar C Type	9	14:31.13	1:48.09	72.80	1:29.99	4 78.30
19	22	JC	John ATTRIDGE	AC Cobra Replica	8	12:52.86	1 Lap	72.94	1:33.30	5 75.52
20	12	JB	Richard HOBDEN	Revival D Type	8	13:14.17	1 Lap	70.98	1:35.13	5 74.07
21	10	JB	Ben McCARTHY	Revival D Type	8	13:16.18	1 Lap	70.80	1:34.94	7 74.22
22	34	Jl	Simon CURRELL	Jaguar XJS	8	13:56.10	1 Lap	67.42	1:39.87	4 70.55
23	3	Jl	Trevor BAINES	Jaguar X Type	8	13:58.01	1 Lap	67.27	1:40.31	6 70.25
24	63	Jl	Lawrence BALL	Jaguar XJS	8	14:01.85	1 Lap	66.96	1:40.73	4 69.95
25	56	JA	Wayne ULPH	Jaguar XJ6	8	14:09.40	1 Lap	66.36	1:38.97	3 71.20
26	48	JB	Paul REYNOLDS	Jaguar XJS	7	14:12.92	2 Laps	57.83	1:55.39	3 61.06

#### Not-Classified

5	JB	Paul CASTALDINI	CCR Jaguar C Type	8	11:42.12	DNF	80.29	1:24.23	5	83.66
4	JC	David BALL	Jaguar XJS	6	10:20.29	DNF	68.16	1:39.96	5	70.49

#### Fastest Lap

32	JC	Eike WELLHAUSEN	Lister Jaguar	1:21.95	5	85.98
68	JEG	Mark WRIGHT	Jaguar E Type	1:22.32	5	85.60
18	JB	Tony JARDINE	Revival D Type	1:23.72	8	84.16
45	Jl	Alec HAMMOND	Jaguar Mk1	1:27.22	7	80.79
55	JE	David HOWARD	Jaguar XJ12	1:28.43	6	79.68
77	JD	David WATTS	Jaguar D Type	1:27.44	7	80.58
56	JA	Wayne ULPH	Jaguar XJ6	1:38.97	3	71.20

Chequered flag after 9 laps on grounds of safety

Start Time : 16:53

Donington Park

29 Mar 03 17:57

Clerk of Course:

Time Issued:

Chief Timekeeper:

THESE RESULTS REMAIN PROVISIONAL FOR A MINIMUM OF 30 MINUTES FROM THE TIME OF ISSUE



## 750 Motor Club Formula 4 - Class A/B/C

### Provisional Results - Race 8

PI	No	CI	Name	Car	Laps	Time	Behind	MPH	Best Lap on	MPH
1	20	F4A	Adrian KIDD	Van Diemen	10	12:57.43		90.64	1:16.16	9 92.52
2	24	F4A	John CARDING	Speads RM02	10	12:59.00	1.57	90.45	1:16.36	9 92.28
3	83	F4A	Lee ATKINS	Mygale US99/00	10	13:04.79	7.36	89.79	1:16.39	7 92.24
4	88	F4B	Mike WHATLEY	Van Diemen RF82	10	13:09.94	12.51	89.20	1:17.67	7 90.72
5	5	F4A	John WOODWARD	Delta T81	10	13:34.52	37.09	86.51	1:18.77	9 89.45
6	70	F4A	Ewen SERGISON	Eclipse F4	10	13:41.59	44.16	85.76	1:19.41	10 88.73
7	21	F4B	Mike BOXFORD	Van Diemen RF83	9	13:16.17	1 Lap	79.65	1:24.63	7 83.26
8	23	F4C	Quentin FULLJAMES-CURTIS	Royale RP30	9	13:37.74	1 Lap	77.55	1:25.20	6 82.70
9	44	F4A	Clive YORATH	Magnum	9	14:28.84	1 Lap	72.99	1:31.75	6 76.80
<u>Not-Classified</u>										
	1	F4A	Erwin SMIECH	Reynard SF86	9	12:23.35	DNF	85.31	1:18.89	9 89.32
	15	F4B	Nick BARNETT	Van Diemen RF83	8	11:06.05	DNF	84.63	1:20.04	7 88.03
	71	F4A	Jock SERGISON	Highlander	7	12:11.00	DNF	67.47	1:33.64	6 75.25
	9	F4A	David LONGSTAFF	Speads RM03	7	9:40.60	DNF	84.95	1:19.94	7 88.14
<u>Non-Starters</u>										
	19	F4B	Dave REES	Van Diemen						
	3	F4A	Damon BLAND	Van Diemen						
<u>Fastest Lap</u>										
	20	F4A	Adrian KIDD	Van Diemen				1:16.16	9	92.52
	88	F4B	Mike WHATLEY	Van Diemen RF82				1:17.67	7	90.72
	23	F4C	Quentin FULLJAMES-CURTIS	Royale RP30				1:25.20	6	82.70

Start Time : 17:38

Donington Park

29 Mar 03 17:57

Clerk of Course: *[Signature]*

Time Issued:

Chief Timekeeper: *[Signature]*

THESE RESULTS REMAIN PROVISIONAL FOR A MINIMUM OF 30 MINUTES FROM THE TIME OF ISSUE

# 750 Motor Club Locost

## COMBINED RACE FAST LAPS

Pos	No	Name	Machine	Session 1		Session 2		Overall		
				Time	Laps	Time	Laps	Time	Laps	Mph
1	65	Bruno VIANA	Locost	1:31.58	4		0	1:31.58	10	76.94
2	11	Tim GRAY	Locost	1:31.81	9		0	1:31.81	10	76.75
3	3	Darryl BECKWITH	Locost	1:32.03	2		0	1:32.03	10	76.57
4	72	James HARRIS	Locost	1:32.40	2		0	1:32.40	10	76.26
5	19	Erik FAIRBAIRN	Locost	1:32.75	3		0	1:32.75	4	75.97
6	69	Daniel LEE STEVENS	Locost	1:32.90	7	1:36.32	2	1:32.90	20	75.85
7	8	Simon READ	Locost	1:33.57	2		0	1:33.57	6	75.30
8	62	Brian MITCHAM	Locost	1:33.64	3		0	1:33.64	10	75.25
9	7	Andrew CRAPNELL	Locost	1:33.83	3		0	1:33.83	10	75.10
10	49	David BRAILEY	Locost	1:35.08	8	1:33.88	3	1:33.88	20	75.06
11	29	Alex HUGHES	Locost	1:34.14	7	1:34.76	3	1:34.14	20	74.85
12	39	Colin BECKWITH	Locost	1:34.36	8	1:34.56	4	1:34.36	20	74.67
13	15	Richard CARTLEDGE	Locost	1:34.45	3		0	1:34.45	10	74.60
14	55	Ivan THOMAS	locost	1:34.57	7	1:36.37	7	1:34.57	20	74.51
15	87	Alan YEARLEY	Locost	1:34.59	7	1:36.03	3	1:34.59	20	74.49
16	37	Kevin LUCAS	Locost	1:35.03	4		0	1:35.03	10	74.15
17	68	Tom BALLENTYNE	Locost	1:35.42	3		0	1:35.42	10	73.84
18	96	Jon GLOVER	Locost	1:35.58	7		0	1:35.58	7	73.72
19	41	Brett TOWNSEND	Locost	1:35.91	3		0	1:35.91	5	73.47
20	22	Stephen LANSLEY	Locost	1:35.95	3	1:37.10	10	1:35.95	20	73.44
21	71	Richard BROWN	Locost	1:35.99	10		0	1:35.99	10	73.41
22	44	Matt CHERRINGTON	Locost	1:36.64	8	DNS	0	1:36.64	10	72.91
23	47	Robert PALIN	Locost	1:36.90	8	1:37.11	3	1:36.90	19	72.72
24	73	Ged SIDNELL	Locost	1:36.99	6	1:39.43	3	1:36.99	20	72.65
25	24	Danny CASSAR	Locost	1:37.58	10	1:37.12	10	1:37.12	20	72.55
26	88	Nik TARRY	Locost	1:37.16	6	DNS	0	1:37.16	10	72.52
27	70	Nick LEAR	Locost	1:38.51	5	1:37.19	8	1:37.19	20	72.50
28	27	Andrew HENRIETTE	Locost	1:37.87	10		0	1:37.87	10	72.00
29	67	John BALLENTYNE	Locost	1:38.36	3	1:40.96	3	1:38.36	19	71.64
30	48	Ian McLAUGHLIN	Locost	1:38.44	5	1:42.07	4	1:38.44	19	71.58
31	26	Dominic O'DONNELL	Locost	1:38.50	2		0	1:38.50	2	71.54
32	20	Mark BENSON	Locost	1:38.82	10	1:40.51	9	1:38.82	19	71.30
33	43	Darren SHEPHARD	Locost	1:39.01	10	1:40.50	5	1:39.01	19	71.17
34	33	Lee BAVERSTOCK	Locost	1:39.37	10	DNS	0	1:39.37	10	70.91
35	17	Jason CROSSLEY	Locost	1:40.37	7	1:40.87	3	1:40.37	19	70.20
36	35	Chris BARTLETT	Locost	1:40.43	8	DNS	0	1:40.43	10	70.16
37	38	Brendan DUDLEY	Locost	1:41.59	3		0	1:41.59	3	69.36
38	75	Fred WHEELER	Locost	1:43.33	9		0	1:43.33	10	68.19
39	16	Niki BAXTER	Locost	1:47.03	8		0	1:47.03	9	65.83
40	40	David FOERS	Locost	1:48.69	6		0	1:48.69	9	64.83
41	28	David BLACK	Locost	1:57.14	6		0	1:57.14	8	60.15
42	56	Phil SHAW	Locost	2:00.20	1		0	2:00.20	2	58.62
43	25	Andrew MOSELEY	Locost	2:00.21	8		0	2:00.21	8	58.62
44	30	Derek LINLEY	Locost	DNS	0		0	DNS	0	
45	99	Stuart JAMES	Locost	DNS	0		0	DNS	0	



## 750 Motor Club Locost

### Provisional Results - Race 9 - Final

PI	No	CI	Name	Car	Laps	Time	Behind	MPH	Best Lap on	MPH
1	11	LC	Tim GRAY	Locost	10	15:35.25		75.34	1:31.81	9 76.75
2	72	LC	James HARRIS	Locost	10	15:51.88	16.63	74.02	1:32.40	2 76.26
3	3	LC	Darryl BECKWITH	Locost	10	15:52.32	17.07	73.99	1:32.03	2 76.57
4	62	LC	Brian MITCHAM	Locost	10	15:53.20	17.95	73.92	1:33.64	3 75.25
5	15	LC	Richard CARTLEDGE	Locost	10	16:08.81	33.56	72.73	1:34.45	3 74.60
6	7	LC	Andrew CRAPNELL	Locost	10	16:11.87	36.62	72.50	1:33.83	3 75.10
7	49	LC	David BRAILEY	Locost	10	16:16.11	40.86	72.19	1:33.88	3 75.06
8	37	LC	Kevin LUCAS	Locost	10	16:16.47	41.22	72.16	1:35.03	4 74.15
9	71	LC	Richard BROWN	Locost	10	16:17.11	41.86	72.11	1:35.99	10 73.41
10	29	LC	Alex HUGHES	Locost	10	16:17.14	41.89	72.11	1:34.76	3 74.36
11	68	LC	Tom BALLENTYNE	Locost	10	16:22.19	46.94	71.74	1:35.42	3 73.84
12	65	LC	Bruno VIANA	Locost	10	16:23.83	48.58	71.62	1:31.58	4 76.94
13	39	LC	Cofin BECKWITH	Locost	10	16:28.31	53.06	71.30	1:34.56	4 74.52
14	24	LC	Danny CASSAR	Locost	10	16:37.46	1:02.21	70.64	1:37.12	10 72.55
15	87	LC	Alan YEARLEY	Locost	10	16:37.87	1:02.62	70.61	1:36.03	3 73.38
16	22	LC	Stephen LANSLEY	Locost	10	16:38.42	1:03.17	70.57	1:37.10	10 72.57
17	69	LC	Daniel LEE STEVENS	Locost	10	16:46.85	1:11.60	69.98	1:36.32	2 73.15
18	55	LC	Ivan THOMAS	Locost	10	16:47.06	1:11.81	69.97	1:36.37	7 73.12
19	70	LC	Nick LEAR	Locost	10	16:48.27	1:13.02	69.88	1:37.19	8 72.50
20	73	LC	Ged SIDNELL	Locost	10	17:13.24	1:37.99	68.20	1:39.43	3 70.87
21	48	LC	Ian McLAUGHLIN	Locost	9	15:38.73	1 Lap	67.56	1:42.07	4 69.03
22	67	LC	John BALLENTYNE	Locost	9	15:39.45	1 Lap	67.50	1:40.96	3 69.79
23	17	LC	Jason CROSSLEY	Locost	9	15:39.85	1 Lap	67.48	1:40.87	3 69.86
24	43	LC	Darren SHEPHARD	Locost	9	15:41.80	1 Lap	67.34	1:40.50	5 70.11
25	20	LC	Mark BENSON	Locost	9	15:48.38	1 Lap	66.87	1:40.51	9 70.11
26	47	LC	Robert PALIN	Locost	9	15:48.45	1 Lap	66.86	1:37.11	3 72.56

**Not-Classified**

8	LC	Simon READ	Locost	6	9:36.17	DNF	73.38	1:33.57	2	75.30
41	LC	Brett TOWNSEND	Locost	5	8:12.09	DNF	71.6	1:35.91	3	73.47
19	LC	Erik FAIRBAIRN	Locost	4	6:39.78	DNF	70.50	1:32.75	3	75.97

**Exclusions**

33	LC	Lee BAVERSTOCK	Locost			Car underweight				
44	LC	Matt CHERRINGTON	Locost			Car underweight				
88	LC	Nik TARRY	Locost			Car underweight				

**Non-Starters**

35	LC	Chris BARTLETT	Locost							
----	----	----------------	--------	--	--	--	--	--	--	--

**Fastest Lap**



65	LC	Bruno VIANA	Locost					1:31.58	4	76.94
----	----	-------------	--------	--	--	--	--	---------	---	-------

Revised result - Cars 33 44 88 excluded


Start Time : 18:03

Donington Park

30 Mar 03 08:25

Clerk of Course: 	Time Issued:	Chief Timekeeper: 
---	--------------	---

THESE RESULTS REMAIN PROVISIONAL FOR A MINIMUM OF 30 MINUTES FROM THE TIME OF ISSUE



## 750 Motor Club Locost

### Provisional Results - Race 10 - Heat

PI	No	CI	Name	Car	Laps	Time	Behind	MPH	Best Lap on	MPH
1	68	LC	Tom BALLENTYNE	Locost	10	15:58.10		73.54	1:33.94	10 75.01
2	71	LC	Richard BROWN	Locost	10	15:58.72	0.62	73.50	1:33.67	7 75.22
3	41	LC	Brett TOWNSEND	Locost	10	15:59.18	1.08	73.46	1:34.03	7 74.94
4	87	LC	Alan YEARLEY	Locost	10	15:59.82	1.72	73.41	1:33.55	9 75.32
5	96	LC	Jon GLOVER	Locost	10	16:04.65	6.55	73.04	1:34.14	9 74.85
6	24	LC	Danny CASSAR	Locost	10	16:10.28	12.18	72.62	1:34.52	7 74.55
7	37	LC	Kevin LUCAS	Locost	10	16:15.40	17.30	72.24	1:32.81	7 75.92
8	55	LC	Ivan THOMAS	locost	10	16:16.62	18.52	72.15	1:35.20	3 74.02
9	22	LC	Stephen LANSLEY	Locost	10	16:26.88	28.78	71.40	1:35.33	3 73.91
10	27	LC	Andrew HENRIETTE	Locost	10	16:30.02	31.92	71.17	1:35.27	6 73.96
11	73	LC	Ged SIDNELL	Locost	10	16:30.75	32.65	71.12	1:36.95	8 72.68
12	70	LC	Nick LEAR	Locost	10	16:31.17	33.07	71.09	1:36.22	8 73.23
13	88	LC	Nik TARRY	Locost	10	16:32.67	34.57	70.98	1:36.38	7 73.11
14	26	LC	Dominic O'DONNELL	Locost	10	16:39.51	41.41	70.50	1:35.81	8 73.54
15	33	LC	Lee BAVERSTOCK	Locost	10	16:40.03	41.93	70.46	1:37.29	8 72.43
16	17	LC	Jason CROSSLEY	Locost	10	16:41.17	43.07	70.38	1:37.21	9 72.49
17	67	LC	John BALLENTYNE	Locost	10	16:41.68	43.58	70.34	1:37.34	10 72.39
18	20	LC	Mark BENSON	Locost	10	16:52.07	53.97	69.62	1:36.92	5 72.70
19	48	LC	Ian McLAUGHLIN	Locost	10	16:54.93	56.83	69.43	1:39.12	5 71.09
20	43	LC	Darren SHEPHARD	Locost	10	17:03.69	1:05.59	68.83	1:38.34	10 71.65
21	30	LC	Derek LINLEY	Locost	10	17:04.05	1:05.95	68.81	1:38.27	10 71.70
22	47	LC	Robert PALIN	Locost	10	17:04.45	1:06.35	68.78	1:35.60	3 73.71
23	75	LC	Fred WHEELER	Locost	10	17:16.35	1:18.25	67.99	1:40.37	9 70.20
24	35	LC	Chris BARTLETT	Locost	10	17:20.95	1:22.85	67.69	1:40.57	10 70.06
25	56	LC	Phil SHAW	Locost	10	17:46.45	1:48.35	66.07	1:41.60	5 69.35
26	40	LC	David FOERS	Locost	9	16:02.09	1 Lap	65.92	1:42.90	4 68.48
27	28	LC	David BLACK	Locost	9	17:32.39	1 Lap	60.26	1:47.36	4 65.63
28	25	LC	Andrew MOSELEY	Locost	8	16:36.76	2 Laps	56.55	2:02.08	4 57.72
<b>Not-Classified</b>										
16	LC		Niki BAXTER	Locost	9	15:52.80	DNF	66.56	1:43.28	8 68.23
44	LC		Matt CHERRINGTON	Locost	6	9:56.11	DNF	70.92	1:36.24	3 73.22
<b>Non-Starters</b>										
38	LC		Brendan DUDLEY	Locost						
99	LC		Stuart JAMES	Locost						
<b>Fastest Lap</b>										
37	LC		Kevin LUCAS	Locost				1:32.81	7	75.92

Start Time : 12:05

Donington Park

30 Mar 03 12:27

Clerk of Course: *[Signature]* 12-35

Time Issued: \_\_\_\_\_

Chief Timekeeper: *[Signature]*

THESE RESULTS REMAIN PROVISIONAL FOR A MINIMUM OF 30 MINUTES FROM THE TIME OF ISSUE



## 750 Motor Club Locost

### Provisional Results - Race 11 - Final

Pl	No	Cl	Name	Car	Laps	Time	Behind	MPH	Best Lap on	MPH
1	11	LC	Tim GRAY	Locost	10	15:18.50		76.72	1:30.69	4 77.70
2	65	LC	Bruno VIANA	Locost	10	15:42.45	23.95	74.77	1:32.46	2 76.21
3	3	LC	Darryl BECKWITH	Locost	10	15:51.70	33.20	74.04	1:32.55	4 76.13
4	19	LC	Erik FAIRBAIRN	Locost	10	15:51.96	33.46	74.02	1:33.14	5 75.65
5	7	LC	Andrew CRAPNELL	Locost	10	15:56.13	37.63	73.70	1:33.18	7 75.62
6	15	LC	Richard CARTLEDGE	Locost	10	15:56.34	37.84	73.68	1:33.37	7 75.47
7	69	LC	Daniel LEE STEVENS	Locost	10	16:02.44	43.94	73.21	1:33.53	7 75.34
8	49	LC	David BRAILEY	Locost	10	16:02.66	44.16	73.20	1:34.32	8 74.71
9	37	LC	Kevin LUCAS	Locost	10	16:02.79	44.29	73.19	1:33.85	5 75.08
10	96	LC	Jon GLOVER	Locost	10	16:09.44	50.94	72.68	1:34.38	5 74.66
11	24	LC	Danny CASSAR	Locost	10	16:15.78	57.28	72.21	1:34.98	2 74.19
12	55	LC	Ivan THOMAS	Locost	10	16:16.28	57.78	72.17	1:35.31	5 73.93
13	27	LC	Andrew HENRIETTE	Locost	10	16:18.19	59.69	72.03	1:34.66	9 74.44
14	39	LC	Colin BECKWITH	Locost	10	16:20.29	1:01.79	71.88	1:35.10	9 74.09
15	33	LC	Lee BAVERSTOCK	Locost	10	16:22.50	1:04.00	71.72	1:35.34	9 73.91
16	72	LC	James HARRIS	Locost	10	16:24.12	1:05.62	71.60	1:32.58	2 76.11
17	26	LC	Dominic O'DONNELL	Locost	10	16:24.95	1:06.45	71.54	1:35.27	7 73.96
18	41	LC	Brett TOWNSEND	Locost	10	16:25.14	1:06.64	71.53	1:32.73	7 75.99
19	20	LC	Mark BENSON	Locost	10	16:26.20	1:07.70	71.45	1:35.79	7 73.56
20	73	LC	Ged SIDNELL	Locost	10	16:28.85	1:10.35	71.26	1:36.97	4 72.66
21	70	LC	Nick LEAR	Locost	10	16:29.80	1:11.30	71.19	1:35.91	7 73.47
22	22	LC	Stephen LANSLEY	Locost	10	16:32.39	1:13.89	71.00	1:35.01	6 74.16
23	87	LC	Alan YEARLEY	Locost	10	16:32.46	1:13.96	71.00	1:34.34	9 74.69
24	67	LC	John BALLENTYNE	Locost	10	17:43.25	2:24.75	66.27	1:37.92	6 71.96
25	17	LC	Jason CROSSLEY	Locost	10	17:45.67	2:27.17	66.12	1:39.11	6 71.10
26	48	LC	Ian McLAUGHLIN	Locost	9	15:43.67	1 Lap	67.20	1:39.28	2 70.97
<b>Not-Classified</b>										
71	LC	Richard BROWN	Locost	9	14:18.49	DNF	73.87	1:32.59	8 76.10	
62	LC	Brian MITCHAM	Locost	7	16:19.90	DNF	50.34	1:32.03	5 76.57	
29	LC	Alex HUGHES	Locost	6	9:39.27	DNF	72.98	1:34.72	6 74.39	
68	LC	Tom BALLENTYNE	Locost	6	9:58.98	DNF	70.58	1:34.34	2 74.69	
88	LC	Nik TARRY	Locost	4	6:43.97	DNF	69.77	1:37.92	4 71.96	
8	LC	Simon READ	Locost	2	3:11.78	DNF	73.48	1:32.50	2 76.18	
<b>Fastest Lap</b>										
11	LC	Tim GRAY	Locost					1:30.69	4 77.70	

Start Time : 13:18

Donington Park

30 Mar 03 13:38

Clerk of Course: <i>[Signature]</i>	Time Issued:	Chief Timekeeper: <i>[Signature]</i>
--	--------------	---

THESE RESULTS REMAIN PROVISIONAL FOR A MINIMUM OF 30 MINUTES FROM THE TIME OF ISSUE





## 750 Motor Club 7 Championship

### Provisional Results - Race 12

Pl	No	Cl	Name	Car	Laps	Time	Behind	MPH	Best Lap on	MPH	
1	21	7A	Peter RATCLIFF	Caterham 7	10	13:07.94		89.43	1:17.16	9	91.32
2	99	7A	Martin STEWART	Caterham Super 7	10	13:13.13	5.19	88.84	1:17.78	9	90.59
3	8	7A	David LITCHFIELD	Caterham Superlight	10	13:25.08	17.14	87.52	1:19.37	4	88.78
4	19	7A	Chris PORRITT	Caterham 7	10	13:25.28	17.34	87.50	1:18.28	10	90.01
5	71	7A	Simon FAIRMAN	Caterham Superlight	10	13:26.55	18.61	87.36	1:19.07	10	89.11
6	63	7A	Andy TOONE	Caterham 7	10	13:30.06	22.12	86.98	1:19.35	8	88.80
7	31	7A	John TAYLOR	Caterham 7	10	13:30.97	23.03	86.89	1:19.42	8	88.72
8	20	7A	Keith DUNN	Caterham Superlight	10	13:38.92	30.98	86.04	1:19.77	5	88.33
9	34	7B	Steve ROGERS	Caterham K Series	10	14:11.45	1:03.51	82.76	1:23.80	9	84.08
10	18	7B	Neil HINSON	Caterham Roadsport	10	14:14.95	1:07.01	82.42	1:23.89	8	83.99
11	16	7B	Brent PERKINS	Caterham Roadsport	10	14:30.12	1:22.18	80.98	1:24.36	10	83.53
12	9	7B	Tim LAMB	Caterham 7	10	14:30.49	1:22.55	80.95	1:24.18	10	83.70
13	29	7B	Ken BAIRD	Caterham 7	10	14:31.50	1:23.56	80.85	1:24.39	8	83.50
14	24	7B	Shaun LYNN	Caterham 7	9	13:09.20	1 Lap	80.36	1:25.17	9	82.73
15	27	7B	Howard KAYE	Caterham Roadsport	9	13:10.72	1 Lap	80.20	1:23.72	9	84.16
16	70	7B	Steve HINDLE	Caterham 7	9	13:19.21	1 Lap	79.35	1:25.30	8	82.61
17	12	7C	James WYATT	Caterham 7	9	13:19.77	1 Lap	79.29	1:25.41	9	82.50
18	54	7C	Alastair CHALMERS	Caterham	9	13:21.22	1 Lap	79.15	1:26.07	6	81.87
19	30	7C	Geoff DIXON	Caterham Super Graduate	9	13:39.82	1 Lap	77.35	1:26.93	9	81.06
20	48	7B	Gerald SIMPSON	Caterham Supersprint	9	13:40.41	1 Lap	77.30	1:28.20	9	79.89
21	32	7B	Terry CLARK	Caterham 7	9	13:46.23	1 Lap	76.75	1:26.49	8	81.47
22	23	7B	Frank MOUNTAIN	Caterham 7	9	14:16.58	1 Lap	74.03	1:33.11	8	75.68
<b>Not-Classified</b>											
97	7A		Peter FRENCH	Caterham Superlight	4	6:52.34	DNF	68.35	1:26.65	2	81.32
46	7C		Ben WOODHOUSE	Caterham Super 7	2	3:10.91	DNF	73.82	1:29.00	2	79.17

#### Fastest Lap

21	7A	Peter RATCLIFF	Caterham 7	1:17.16	9	91.32
27	7B	Howard KAYE	Caterham Roadsport	1:23.72	9	84.16
12	7C	James WYATT	Caterham 7	1:25.41	9	82.50

All transponders worked okay - thank you

Start Time : 13:51

Donington Park


30 Mar 03 14:13

Clerk of Course:

Time Issued:

Chief Timekeeper:

THESE RESULTS REMAIN PROVISIONAL FOR A MINIMUM OF 30 MINUTES FROM THE TIME OF ISSUE



## Race Speed Roadsports

### Provisional Results - Race 13

Pl	No	CI	Name	Car	Laps	Time	Behind	MPH	Best Lap on	MPH
1	1	RSA	Keith AHLERS	Morgan +8	10	13:22.61		87.79	1:18.48	3 89.78
2	12	RSA	Rick LLOYD	Morgan +8	10	13:35.21	12.60	86.44	1:18.62	3 89.62
3	5	RSA	Mal DAVISON	Porsche 993	10	13:40.30	17.69	85.90	1:20.65	8 87.37
4	19	RSA	Paul EDWARDS	Porsche 911	10	13:54.22	31.61	84.47	1:21.68	3 86.27
5	23	RSA	Steve GUGLIELMI	TVR Griffith	10	13:57.42	34.81	84.14	1:22.26	3 85.66
6	46	RSA	Mark DONALD	Lotus Exige	10	14:02.02	39.41	83.68	1:22.69	9 85.21
7	59	RSA	Chris WILLIAMS	Morgan +8	10	14:02.64	40.03	83.62	1:22.78	9 85.12
8	25	RSA	Doug ELLWOOD	TVR Griffith	10	14:34.99	1:12.38	80.53	1:25.04	8 82.86
9	27	RSB	David DAWSON	Evante 140TC	9	13:30.77	1 Lap	78.22	1:25.76	7 82.16
10	29	RSB	Gareth JACKSON	Ginetta G27	9	13:32.66	1 Lap	78.04	1:27.30	9 80.71
11	16	RSA	Chris VAREY	Porsche 968CS Turbo	9	13:41.11	1 Lap	77.23	1:29.30	7 78.91
12	3	RSC	Howard JONES	Ginetta G4	9	13:47.26	1 Lap	76.66	1:29.98	6 78.31
13	30	RSB	Phil BROUGH	Porsche 924S	9	13:52.01	1 Lap	76.22	1:30.21	9 78.11
14	49	RSA	Phillip GODDARD	Morgan +8	9	13:53.07	1 Lap	76.12	1:30.07	9 78.23
15	17	RSA	Geoff GIBSON	Ginetta G4	9	14:40.41	1 Lap	72.03	1:35.69	9 73.64
16	18	RSC	Thomas BRIMBLECOMBE	Clan Crusader	8	15:05.70	2 Laps	62.24	1:46.93	7 65.90
<u>Not-Classified</u>										
	33	RSC	Rob MOODY	Turner MkII	6	9:13.21	DNF	76.42	1:30.06	6 78.24
	55	RSB	David PARSONS	Ginetta G27	5	8:14.65	DNF	71.22	1:35.55	1 73.74
	7	RSB	Robbie WATTS	Renault Spider	0		Starter	0		
<u>Non-Starters</u>										
	56	RSA	Tim BRYAN	Morgan +8						
<u>Fastest Lap</u>										
	1	RSA	Keith AHLERS	Morgan +8				1:18.48	3	89.78
	3	RSC	Howard JONES	Ginetta G4				1:29.98	6	78.31
	27	RSB	David DAWSON	Evante 140TC				1:25.76	7	82.16

Start Time : 14:13

Donington Park

30 Mar 03 14:31

Clerk of Course:

*Wentley 14:54*

Time Issued:

Chief Timekeeper:

*[Signature]*

THESE RESULTS REMAIN PROVISIONAL FOR A MINIMUM OF 30 MINUTES FROM THE TIME OF ISSUE



## 750 Motor Club Formula 4 - Class D

### Provisional Results - Race 14

Pl	No	Cl	Name	Car	Laps	Time	Behind	MPH	Best Lap on	MPH
1	45	F4D	Ashley EDWARDS	Van Diemen RF2000	15	19:30.61		90.29	1:16.81	2 91.74
2	64	F4D	Philip RICHMOND	Van Diemen RF97	15	19:58.73	28.12	88.17	1:18.38	15 89.90
3	26	F4D	Barry POMFRET	Van Diemen RF98	15	20:31.38	1:00.77	85.83	1:19.14	4 89.04
4	33	F4D	Malcolm SCOTT	Van Diemen	15	20:36.13	1:05.52	85.50	1:20.77	11 87.24
5	68	F4D	Peter ALLEN	Van Diemen RF95Z	15	20:40.31	1:09.70	85.22	1:20.99	10 87.00
6	22	F4D	Andrew HIBBERD	Mygale FF Zetec	14	20:18.17	1 Lap	80.98	1:22.88	14 85.02
<u>Not-Classified</u>										
	6	F4D	John MOORE	Van Diemen VD97	7	9:26.63	DNF	87.05	1:19.48	5 88.65
<u>Fastest Lap</u>										
	45	F4D	Ashley EDWARDS	Van Diemen RF2000					1:16.81	2 91.74

All transponders worked okay - thank you


Start Time : 14:37

Donington Park

30 Mar 03 15:00

Clerk of Course: <i>[Signature]</i> 15:05	Time Issued:	Chief Timekeeper: <i>[Signature]</i>
--	--------------	--------------------------------------

THESE RESULTS REMAIN PROVISIONAL FOR A MINIMUM OF 30 MINUTES FROM THE TIME OF ISSUE



## 750 Motor Club 7 Championship

### Provisional Results - Race 15

Pl	No	Cl	Name	Car	Laps	Time	Behind	MPH	Best Lap on	MPH
1	8	7A	David LITCHFIELD	Caterham Superlight	15	20:05.15		87.70	1:18.71	7 89.52
2	19	7A	Chris PORRITT	Caterham 7	15	20:05.21	0.06	87.70	1:18.47	7 89.80
3	71	7A	Simon FAIRMAN	Caterham Superlight	15	20:05.26	0.11	87.69	1:18.84	9 89.37
4	20	7A	Keith DUNN	Caterham Superlight	15	20:05.50	0.35	87.68	1:18.53	8 89.73
5	31	7A	John TAYLOR	Caterham 7	15	20:07.24	2.09	87.55	1:18.68	7 89.56
6	18	7B	Neil HINSON	Caterham Roadsport	15	21:07.06	1:01.91	83.42	1:22.97	4 84.93
7	34	7B	Steve ROGERS	Caterham K Series	15	21:07.76	1:02.61	83.37	1:22.38	11 85.53
8	16	7B	Brent PERKINS	Caterham Roadsport	15	21:07.76	1:02.61	83.37	1:22.00	12 85.93
9	27	7B	Howard KAYE	Caterham Roadsport	15	21:07.94	1:02.79	83.36	1:22.24	6 85.68
10	29	7B	Ken BAIRD	Caterham 7	15	21:13.25	1:08.10	83.01	1:23.03	8 84.86
11	24	7B	Shaun LYNN	Caterham 7	15	21:27.63	1:22.48	82.08	1:24.05	9 83.83
12	9	7B	Tim LAMB	Caterham 7	14	20:13.21	1 Lap	81.31	1:24.41	6 83.48
13	12	7C	James WYATT	Caterham 7	14	20:13.55	1 Lap	81.29	1:24.24	14 83.65
14	32	7B	Terry CLARK	Caterham 7	14	20:36.06	1 Lap	79.81	1:26.33	5 81.62
15	54	7C	Alastair CHALMERS	Caterham	14	20:38.65	1 Lap	79.64	1:24.83	9 83.06
16	30	7C	Geoff DIXON	Caterham Super Graduate	14	20:39.59	1 Lap	79.58	1:25.75	13 82.17
17	70	7B	Steve HINDLE	Caterham 7	14	20:50.51	1 Lap	78.89	1:23.78	5 84.10
18	48	7B	Gerald SIMPSON	Caterham Supersprint	13	20:23.63	2 Laps	74.86	1:30.19	5 78.13
19	23	7B	Frank MOUNTAIN	Caterham 7	13	20:30.35	2 Laps	74.45	1:29.99	7 78.30
<b>Not-Classified</b>										
99	7A		Martin STEWART	Caterham Super 7	1	1:24.70	DNF	83.19		0 0.00
21	7A		Peter RATCLIFF	Caterham 7	1	1:25.06	DNF	82.84		0 0.00
63	7A		Andy TOONE	Caterham 7	1	1:27.01	DNF	80.98		0 0.00
<b>Non-Starters</b>										
46	7C		Ben WOODHOUSE	Caterham Super 7						
97	7A		Peter FRENCH	Caterham Superlight						
<b>Fastest Lap</b>										
19	7A		Chris PORRITT	Caterham 7				1:18.47	7	89.80
16	7B		Brent PERKINS	Caterham Roadsport				1:22.00	12	85.93
12	7C		James WYATT	Caterham 7				1:24.24	14	83.65

Start Time : 15:06

Donington Park


30 Mar 03 15:29

Clerk of Course:

Time Issued:

Chief Timekeeper:

THESE RESULTS REMAIN PROVISIONAL FOR A MINIMUM OF 30 MINUTES FROM THE TIME OF ISSUE



## Demon Tweeks/Yokohama Stock Hatch

### Provisional Results - Race 16 - Heat

Pl	No	Cl	Name	Car	Laps	Time	Behind	MPH	Best Lap on	MPH
1	7	SH	Paul McMILLAN	Citroen Saxo	10	16:50.06		69.76	1:32.48	9 76.19
2	40	SH	John WAPLES	Fiesta XR2	10	16:54.05	3.99	69.49	1:33.77	9 75.14
3	63	SH	Pat GROVE	Peugeot 205 GTI	10	16:54.96	4.90	69.42	1:33.24	9 75.57
4	39	SH	Richard KINGSNORTH	Peugeot 205 GTI	10	16:56.16	6.10	69.34	1:34.03	3 74.94
5	47	SH	John MUNDAY	Peugeot 205 GTI	10	16:57.57	7.51	69.25	1:33.43	4 75.42
6	68	SH	Phil LAW	Fiesta XR2	10	17:02.92	12.86	68.88	1:34.66	9 74.44
7	97	SH	Tim SPEED	Peugeot 205 GTI	10	17:03.16	13.10	68.87	1:34.59	9 74.49
8	52	SH	Colin THORPE	Fiesta XR2	10	17:06.56	16.50	68.64	1:36.35	9 73.13
9	54	SH	Michael WRIGHT	Fiesta XR2	10	17:10.58	20.52	68.37	1:37.24	9 72.46
10	36	SH	Paul COULAM	Fiesta XR2	10	17:10.78	20.72	68.36	1:37.05	8 72.60
11	25	SH	Matt URLWIN	Fiesta XR2	10	17:14.33	24.27	68.12	1:37.58	8 72.21
12	35	SH	Andrew THORPE	Fiesta XR2	10	17:20.78	30.72	67.70	1:38.97	8 71.20
13	57	SH	Dave WRIGHT	Peugeot 205 GTI	10	17:32.21	42.15	66.97	1:38.36	9 71.64
14	98	SH	Ian OAKES	Vauxhall Nova GTE	10	17:32.74	42.68	66.93	1:36.76	9 72.82
15	114	SH	Julie HASSELL	Fiesta XR2i	10	17:37.19	47.13	66.65	1:40.90	3 69.83
16	75	SH	Simon BOWYER	Fiesta XR2	10	17:37.91	47.85	66.61	1:40.42	8 70.17
17	82	SH	Anthony LE TISSIER	Fiesta XR2	10	17:38.34	48.28	66.58	1:39.55	8 70.78
18	72	SH	Paul JOHNSON	Suzuki Swift GTi	10	17:39.88	49.82	66.48	1:40.05	10 70.43
19	30	SH	Richard BALDWIN	Fiesta XR2	10	17:44.64	54.58	66.18	1:40.60	10 70.04
20	77	SH	Craig EMMERSON	Nova GTE	10	17:46.31	56.25	66.08	1:41.39	10 69.50
21	66	SH	Jerry KITCHENER	Fiesta XR2	10	18:26.99	1:36.93	63.65	1:44.93	9 67.15
<b>Not-Classified</b>										
91	SH	Steve GROOM	Peugeot 205 GTI	9	15:23.11	DNF	68.7	1:35.36	9 73.89	
17	SH	Damian COTTRELL	Fiesta XR2	8	15:40.45	DNF	59.94	1:36.65	4 72.91	
24	SH	Richard HORSEY	Peugeot 205 GTI	7	12:37.93	DNF	65.08	1:38.05	4 71.86	
41	SH	John TOWNSHEND	Peugeot 205 GTI	5	8:32.80	DNF	68.70	1:39.43	5 70.87	
110	SH	Noel MOFFITT	Peugeot 205 GTI	5	8:47.43	DNF	66.8	1:38.13	3 71.81	
70	SH	Richard WARNER	Fiesta XR2	3	5:18.68	DNF	66.33	1:41.93	2 69.13	
23	SH	Mike RUDD	Fiesta XR2	1	13:07.74	DNF	8.945		0 0.00	
<b>Exclusions</b>										
31	SH	Paul ASHTON	Peugeot 205 GTI							Car underweight
32	SH	Paul REED	Fiesta XR2							Car underweight and E5.1.8
80	SH	Paul WINTER	Peugeot 205 GTI							Car underweight
<b>Non-Starters</b>										
112	SH	David DRINKWATER	Fiesta XR2							
<b>Fastest Lap</b>										
7	SH	Paul McMILLAN	Citroen Saxo					1:32.48	9 76.19	

Start Time: 15:41

Donington Park


30 Mar 03 17:16

Clerk of Course:

Time Issued:

Chief Timekeeper:

THESE RESULTS REMAIN PROVISIONAL FOR A MINIMUM OF 30 MINUTES FROM THE TIME OF ISSUE



## Sports Racing & GT Challenge

### Provisional Results - Race 17

Pl	No	Cl	Name	Car	Laps	Time	Behind	MPH	Best Lap on	MPH
1	1	SRE	Cheng LIM	Ram SC Cobra	10	13:49.20		84.98	1:21.46	7 86.50
2	45	SRB	Alec HAMMOND	Chevrolet Camaro	10	13:50.05	0.85	84.89	1:21.35	9 86.62
3	2	SRA	Mark JORDAN	Cobra	10	13:57.64	8.44	84.12	1:21.63	7 86.32
4	53	SRC	John WILKES	Lister Knobbly	10	14:25.35	36.15	81.43	1:24.47	6 83.42
5	25	SRB	Doug ELLWOOD	TVR Griffith	10	14:25.89	36.69	81.38	1:25.15	2 82.75
6	55	SRD	Myles CASTALDINI	Davrian GT	10	14:42.15	52.95	79.88	1:26.04	8 81.90
7	27	SRB	Graham PADDICK	Kougar Jaguar	10	14:43.93	54.73	79.72	1:26.53	3 81.43
8	10	SRC	John DENCH	Porsche 911	10	14:44.24	55.04	79.69	1:26.23	6 81.71
9	21	SRD	Stuart JEFCOATE	Porsche 911 Carrera	10	14:48.69	59.49	79.29	1:26.33	5 81.62
10	50	SRD	Ken PATON	D Type Jaguar	10	14:51.79	1:02.59	79.01	1:27.32	4 80.69
11	59	SRC	Richard ABELS	Jaguar E Type	10	15:04.90	1:15.70	77.87	1:27.73	4 80.32
12	16	SRB	John FORD	Revival D Type	10	15:05.74	1:16.54	77.80	1:28.14	4 79.94
13	48	SRB	John ARNOLD	Revival D Type	10	15:14.51	1:25.31	77.05	1:29.40	10 78.82
14	22	SRB	Phillip HAMMOND	Dax Cobra	9	13:59.55	1 Lap	75.54	1:30.45	4 77.90
15	18	SRA	Michael SHOOBRIDGE	DWR Cobra Replica	9	14:13.75	1 Lap	74.28	1:29.56	9 78.68
16	3	SRB	Trevor BAINES	Jaguar E Type	9	14:20.61	1 Lap	73.69	1:33.31	9 75.51
17	42	SRB	Richard HOBDEN	Revival D Type	9	15:06.76	1 Lap	69.94	1:37.37	2 72.37
18	28	SRD	Anna ROBINS	Reliant Sabre 6	9	15:23.64	1 Lap	68.66	1:39.23	8 71.01
19	32	SRD	Kathy EVANS	Ginetta G27	8	14:58.75	2 Laps	62.72	1:49.44	8 64.38
<u>Not-Classified</u>										
	37	SRB	Mike WALKER	Porsche 911	5	7:22.55	DNF	79.61	1:24.66	4 83.23
<u>Non-Starters</u>										
	12	SRA	Trevor TAYLOR	GT 40						
<u>Fastest Lap</u>										
	2	SRA	Mark JORDAN	Cobra				1:21.63	7	86.32
	45	SRB	Alec HAMMOND	Chevrolet Camaro				1:21.35	9	86.62
	1	SRE	Cheng LIM	Ram SC Cobra				1:21.46	7	86.50
	53	SRC	John WILKES	Lister Knobbly				1:24.47	6	83.42
	55	SRD	Myles CASTALDINI	Davrian GT				1:26.04	8	81.90

Start Time : 16:11

Donington Park

30 Mar 03 16:29

Clerk of Course:

Time Issued:

Chief Timekeeper:

THESE RESULTS REMAIN PROVISIONAL FOR A MINIMUM OF 30 MINUTES FROM THE TIME OF ISSUE



## Morgan Motor Company Challenge

### Provisional Results - Race 18

PI	No	CI	Name	Car	Laps	Time	Behind	MPH	Best Lap on	MPH
1	1	MCA	Keith AHLERS	Morgan +8	10	13:16.16		88.50	1:18.45	5 89.82
2	2	MCA	Rick LLOYD	Morgan +8	10	13:22.89	6.73	87.76	1:18.63	5 89.61
3	54	MCB	Peter HORSMAN	Morgan +8	10	13:58.41	42.25	84.04	1:22.16	8 85.76
4	21	MCB	James PATERSON	Morgan +8	10	14:10.08	53.92	82.89	1:23.10	7 84.79
5	50	MCC	Paul BURRY	Morgan +8	10	14:19.97	1:03.81	81.94	1:24.38	5 83.51
6	51	MCA	Adam JONES	Morgan +8	10	14:26.13	1:09.97	81.35	1:24.44	9 83.45
7	13	MCB	Chris ACKLAM	Morgan +8	10	14:29.26	1:13.10	81.06	1:24.66	8 83.23
8	53	MCC	Chris DADY	Morgan +8	10	14:32.94	1:16.78	80.72	1:25.20	8 82.70
9	34	MCB	Peter SARGEANT	Morgan +8	9	13:19.07	1 Lap	79.36	1:26.51	4 81.45
10	69	MCB	Phil HOLLINS	Morgan +8	9	13:19.94	1 Lap	79.28	1:25.98	7 81.95
11	39	MCC	Simon OREBI GANN	Morgan +8	9	13:20.22	1 Lap	79.25	1:25.94	7 81.99
12	45	MCC	Andy GREEN	Morgan +8	9	13:35.02	1 Lap	77.81	1:26.90	9 81.08
13	31	MCC	Leigh SEBBA	Morgan +8	9	13:41.01	1 Lap	77.24	1:28.76	4 79.39
14	71	MCD	Kelvin LAIDLAW	Morgan +8	9	13:48.73	1 Lap	76.52	1:30.25	8 78.08
15	41	MCE	Adrian VAN DER KROFT	Morgan +4	9	13:58.58	1 Lap	75.62	1:30.92	8 77.50
16	49	MCD	Philip GODDARD	Morgan +8	9	13:59.75	1 Lap	75.52	1:30.66	3 77.72
17	57	MCB	James BELLINGER	Morgan +4	9	14:01.08	1 Lap	75.40	1:29.51	8 78.72
18	7	MCD	Mary LINDSAY	Morgan +8	9	14:25.46	1 Lap	73.27	1:32.36	5 76.29
19	11	MCE	David JAMES	Morgan +4	9	14:53.30	1 Lap	70.99	1:35.85	2 73.51
<u>Not-Classified</u>										
	59	MCA	Chris WILLIAMS	Morgan +8	7	11:19.74	DNF	72.56	1:22.45	4 85.46
	58	MCB	Nigel INGRAM	Morgan +8	6	9:47.40	DNF	71.97	1:31.57	4 76.95
<u>Non-Starters</u>										
	17	MCD	Jack BELLINGER	Morgan +8						
	56	MCA	Tim BRYAN	Morgan +8						
	6	MCA	Simon McDERMOTT	Morgan +8						
<u>Fastest Lap</u>										
	1	MCA	Keith AHLERS	Morgan +8				1:18.45	5 89.82	
	54	MCB	Peter HORSMAN	Morgan +8				1:22.16	8 85.76	
	50	MCC	Paul BURRY	Morgan +8				1:24.38	5 83.51	
	71	MCD	Kelvin LAIDLAW	Morgan +8				1:30.25	8 78.08	
	41	MCE	Adrian VAN DER KROFT	Morgan +4				1:30.92	8 77.50	

Start Time : 16:38

Donington Park

30 Mar 03 16:55

Clerk of Course:

Time Issued:

Chief Timekeeper:

THESE RESULTS REMAIN PROVISIONAL FOR A MINIMUM OF 30 MINUTES FROM THE TIME OF ISSUE



## Demon Tweeks/Yokohama Stock Hatch

### Provisional Results - Race 19 - Final

Pl	No	Cl	Name	Car	Laps	Time	Behind	MPH	Best Lap on	MPH
1	1	SH	Tony SCARLETT	Citroen Saxo	10	15:13.06		77.17	1:30.08	2 78.22
2	20	SH	Peter FELIX	Peugeot 106	10	15:19.63	6.57	76.62	1:30.90	5 77.52
3	3	SH	Pete MORGAN	Fiesta XR2	10	15:19.84	6.78	76.60	1:30.50	8 77.86
4	5	SH	Carl TOWNEND	Peugeot 106 XSi	10	15:20.95	7.89	76.51	1:30.74	7 77.65
5	45	SH	Paul TAYLOR	Peugeot 205 GTi	10	15:33.15	20.09	75.51	1:31.50	2 77.01
6	2	SH	Glenn STOKES	Peugeot 106 Rallye	10	15:33.96	20.90	75.45	1:31.70	2 76.84
7	96	SH	Gareth WRIGHT	Peugeot 106 XSi	10	15:36.54	23.48	75.24	1:32.13	2 76.48
8	46	SH	Darren BLUMSON	Peugeot 205 GTi	10	15:36.82	23.76	75.21	1:32.09	2 76.52
9	18	SH	Simon HUNT	Peugeot 205 GTi	10	15:37.27	24.21	75.18	1:32.00	4 76.59
10	6	SH	Matt LEWIS	Fiesta XR2i	10	15:38.20	25.14	75.10	1:31.80	5 76.76
11	12	SH	Paul TIBBS	Fiesta XR2	10	15:40.51	27.45	74.92	1:32.29	4 76.35
12	8	SH	Chris BALL	Fiesta	10	15:40.83	27.77	74.89	1:32.42	3 76.24
13	28	SH	Kevin HATCH	Fiesta XR2	10	15:46.66	33.60	74.43	1:32.58	4 76.11
14	95	SH	Trevor CORTEIL	Fiesta XR2	10	15:46.98	33.92	74.41	1:32.89	6 75.86
15	42	SH	Roger NEEP	Peugeot 205 GTi	10	15:47.40	34.34	74.37	1:32.34	9 76.31
16	26	SH	Simon HOWARD	Fiesta XR2	10	15:47.73	34.67	74.35	1:33.22	4 75.59
17	34	SH	Steve DREWERY	Suzuki Swift GTi	10	15:50.40	37.34	74.14	1:33.36	4 75.47
18	108	SH	Paul SHEEHAN	Peugeot 106 XSi	10	15:54.08	41.02	73.85	1:32.67	7 76.04
19	58	SH	Martin BOON	Fiesta Si	10	15:54.95	41.89	73.79	1:33.27	3 75.55
20	4	SH	Hilary HOWLETT	Peugeot 106 XSi	10	15:57.20	44.14	73.61	1:33.64	3 75.25
21	61	SH	Tony TAYLOR	Peugeot 205 GTi	10	16:01.50	48.44	73.28	1:34.21	5 74.79
22	87	SH	Chris CODY	Citroen Saxo VTR	10	16:01.83	48.77	73.26	1:32.62	6 76.08
23	33	SH	Jonathan HOWES	Fiesta XR2	10	16:03.04	49.98	73.17	1:33.81	5 75.11
24	78	SH	Alastair BOULTON	Fiesta XR2	10	16:03.76	50.70	73.11	1:33.83	9 75.10
25	79	SH	Gary PARKES	Fiesta XR2	10	16:06.81	53.75	72.88	1:33.98	10 74.98
26	13	SH	Phil SMITH	Peugeot 106 Rallye	10	16:07.40	54.34	72.84	1:33.28	6 75.54
27	27	SH	Stewart NIND	Peugeot 205 GTi	10	16:09.71	56.65	72.66	1:34.64	10 74.45
28	90	SH	Peter SKINNER	Fiesta XR2	10	16:16.95	1:03.89	72.13	1:34.47	3 74.59
<b>Not-Classified</b>										
85	SH	David LEWIS	Fiesta XR2i	9	14:28.66	DNF	73.00	1:33.01	4 75.76	
65	SH	Terry ROUGHTON	Peugeot 205 GTi	7	11:42.06	DNF	70.26	1:34.86	6 74.28	
9	SH	Gordon MACMILLAN	Peugeot 205 GTi	3	11:32.71	DNF	30.52	4:06.80	3 28.55	
84	SH	William HORNSEY	Peugeot 205GTi	3	5:36.72	DNF	62.78	1:37.42	2 72.33	

#### Fastest Lap

1 SH Tony SCARLETT Citroen Saxo 1:30.08 2 78.22

Start Time : 17:00

Donington Park

30 Mar 03 17:19


Clerk of Course:

Time Issued:

Chief Timekeeper:

THESE RESULTS REMAIN PROVISIONAL FOR A MINIMUM OF 30 MINUTES FROM THE TIME OF ISSUE





## Numerica Sports Racing & GT Challenge

### Provisional Results - Race 20

PI	No	CI	Name	Car	Laps	Time	Behind	MPH	Best Lap on	MPH
1	1	SRE	Cheng LIM	Ram SC Cobra	15	20:26.03		86.21	1:20.05	8 88.02
2	45	SRB	Alec HAMMOND	Chevrolet Camaro	15	20:39.15	13.12	85.30	1:20.65	8 87.37
3	53	SRC	John WILKES	Lister Knobbly	15	21:23.25	57.22	82.36	1:24.11	10 83.77
4	37	SRB	Mike WALKER	Porsche 911	15	21:24.38	58.35	82.29	1:24.01	5 83.87
5	25	SRB	Doug ELLWOOD	TVR Griffith	15	21:26.86	1:00.83	82.13	1:24.06	10 83.82
6	10	SRC	John DENCH	Porsche 911	15	21:27.89	1:01.86	82.07	1:24.05	10 83.83
7	55	SRD	Myles CASTALDINI	Davrian GT	14	20:28.28	1 Lap	80.31	1:26.08	7 81.86
8	21	SRD	Stuart JEFCOATE	Porsche 911 Carrera	14	20:37.72	1 Lap	79.70	1:26.23	9 81.71
9	50	SRD	Ken PATON	D Type Jaguar	14	20:37.89	1 Lap	79.69	1:26.93	4 81.06
10	59	SRC	Richard ABELS	Jaguar E Type	14	20:39.66	1 Lap	79.58	1:27.23	11 80.78
11	16	SRB	John FORD	Revival D Type	14	20:54.39	1 Lap	78.64	1:28.13	9 79.95
12	18	SRA	Michael SHOOBRIDGE	DWR Cobra Replica	14	21:05.21	1 Lap	77.97	1:26.40	13 81.55
13	22	SRB	Phillip HAMMOND	Dax Cobra	14	21:07.16	1 Lap	77.85	1:28.76	13 79.39
14	48	SRB	John ARNOLD	Revival D Type	14	21:11.44	1 Lap	77.59	1:28.85	11 79.31
15	42	SRB	Richard HOBDEN	Revival D Type	13	21:22.80	2 Laps	71.41	1:35.69	8 73.64
16	28	SRD	Anna ROBINS	Reliant Sabre 6	13	21:29.69	2 Laps	71.03	1:36.81	6 72.78
17	32	SRD	Kathy EVANS	Ginetta G27	12	21:09.58	3 Laps	66.60	1:42.00	2 69.08
<b>Not-Classified</b>										
	2	SRA	Mark JORDAN	Cobra	14	19:15.20	DNF	85.39	1:20.43	7 87.61
	27	SRB	Graham PADDICK	Kougar Jaguar	6	8:47.67	DNF	80.12	1:26.18	4 81.76
<b>Non-Starters</b>										
	12	SRA	Trevor TAYLOR	GT 40						
	3	SRB	Trevor BAINES	Jaguar E Type						
<b>Fastest Lap</b>										
	1	SRE	Cheng LIM	Ram SC Cobra				1:20.05	8 88.02	
	45	SRB	Alec HAMMOND	Chevrolet Camaro				1:20.65	8 87.37	
	2	SRA	Mark JORDAN	Cobra				1:20.43	7 87.61	
	55	SRD	Myles CASTALDINI	Davrian GT				1:26.08	7 81.86	
	10	SRC	John DENCH	Porsche 911				1:24.05	10 83.83	

Start Time : 17:33

Donington Park

30 Mar 03 17:59

Clerk of Course:

Time Issued:

Chief Timekeeper:

THESE RESULTS REMAIN PROVISIONAL FOR A MINIMUM OF 30 MINUTES FROM THE TIME OF ISSUE