



P10 - Provisional Qualifying Times for Races 14 & 19

750MC Bike-Sports Championship

PI	No	CI	Name	Car	Laps	Time on Lap	Behind	MPH	
1	25	A	James BREAKELL	Radical PR6	11	1:01.64	8	85.04	
2	57	B	Oliver COX	Radical SR4	11	1:06.88	8	5.24	78.37
3	24	C	Alan WILSHIRE	Radical Clubsport	6	1:06.95	6	5.31	78.29

Weather / Track:

Start Time :

Pembrey

25 Sep 11 09:58


Clerk of Course :

Time Issued :


Chief Timekeeper : Terry Stevens

THESE RESULTS REMAIN PROVISIONAL FOR A MINIMUM OF 30 MINUTES FROM THE TIME OF ISSUE AND UNTIL ALL JUDICIAL AND TECHNICAL MATTERS HAVE BEEN SETTLED.

Results produced on HS Sports Timing and Results Systems. Results online at www.750MC.co.uk



RACE GRID



750MC Kit Car Championship / 750MC Bikesports Championship

Race 14

6 Nigel BROWN 01:18.800

16 Paul BOYD 01:16.710

41 Clive HUDSON 01:15.580

1 Andy HILEY 01:12.310

24 Alan WILSHIRE 01:06.950

25 James BREAKELL 01:01.640

79 Adrian CHAPMAN 01:24.450


5 Anton LANDON 01:17.640

7 John MOORE 01:15.770

38 David CALDECOURT 01:15.190

57 Oliver COX 01:06.880

POLE





Provisional Results - Race 14

750MC Bikesports Championship

Pl	No	Cl	Name	Car	Laps	Time	Behind	MPH	Best Lap on	MPH
1	25	A	James BREAKELL	Radical PR6	19	18:59.03		87.43	57.48	15 91.19
2	57	B	Oliver COX	Radical SR4	18	19:15.29	1 Lap	81.67	1:01.26	17 85.56
3	24	C	Alan WILSHIRE	Radical Clubsport	18	19:57.92	1 Lap	78.76	1:01.38	18 85.40

Fastest Lap

25	A	James BREAKELL	Radical PR6	57.48	15	91.19 Rec
57	B	Oliver COX	Radical SR4	1:01.26	17	85.56 Rec
24	C	Alan WILSHIRE	Radical Clubsport	1:01.38	18	85.40 Rec

Weather / Track: Cloudy / Dry

Start Time : 11:34

Pembrey

25 Sep 11 11:56

Clerk of Course :	Time Issued :	Chief Timekeeper : Terry Stevens
-------------------	---------------	----------------------------------

THESE RESULTS REMAIN PROVISIONAL FOR A MINIMUM OF 30 MINUTES FROM THE TIME OF ISSUE AND UNTIL ALL JUDICIAL AND TECHNICAL MATTERS HAVE BEEN SETTLED.

Results produced on HS Sports Timing and Results Systems

Lap Chart

750MC Kit Car Championship / 750MC Bikesports Championship - Race 14

Lap 1		Lap 2		Lap 3		Lap 4		Lap 5		Lap 6		Lap 7		Lap 8		Lap 9		Lap 10	
No	Time	No	Time	No	Time	No	Time	No	Time	No	Time	No	Time	No	Time	No	Time	No	Time
25	1:10.57	25	2:13.45	25	3:13.87	25	4:13.33	25	5:13.99	25	6:12.63	25	7:12.17	25	8:12.01	25	9:11.80	25	10:10.26
24	1:14.90	24	2:20.51	24	3:25.48	1	4:33.10	16	5:17.95 *1	16	6:27.21 *1	24	7:15.67 *1	5	8:13.94 *1	6	9:19.31 *1	38	10:11.88 *1
1	1:15.40	1	2:21.29	1	3:26.50	41	4:36.33	79	5:30.40 *1	1	6:45.46	16	7:35.40 *1	24	8:20.93 *1	5	9:20.96 *1	6	10:25.49 *1
7	1:17.06	7	2:24.16	41	3:30.56	7	4:36.72	1	5:38.61	41	6:46.93	1	7:50.61	16	8:42.81 *1	79	9:22.93 *2	5	10:27.48 *1
38	1:17.26	41	2:24.17	7	3:31.10	57	4:40.14	41	5:41.76	57	6:47.20	57	7:51.60	1	8:54.88	24	9:25.63 *1	24	10:30.74 *1
41	1:17.34	38	2:26.25	38	3:33.78	38	4:41.20	7	5:42.51	7	6:49.51	41	7:51.89	57	8:55.01	16	9:49.66 *1	79	10:39.56 *2
5	1:20.41	5	2:30.09	57	3:34.74	6	4:49.80	57	5:43.29	79	6:51.31 *1	7	7:54.52	41	8:56.62	57	9:58.74	16	10:56.56 *1
6	1:21.37	57	2:30.55	6	3:39.81	5	4:50.50	38	5:47.93	38	6:53.97	38	8:00.83	7	8:59.15	1	9:59.75	57	11:01.74
57	1:23.18	6	2:31.09	5	3:40.02	24	5:00.18	6	5:58.24	6	7:05.06	79	8:07.07 *1	38	9:06.24	41	10:00.42	1	11:03.21
79	1:31.89	79	2:50.93	16	4:07.60			5	5:59.04	5	7:06.63	6	8:12.00			7	10:04.33	41	11:03.89
16	1:43.21	16	2:56.12	79	4:11.72			24	6:08.12										

Lap Chart

750MC Kit Car Championship / 750MC Bikesports Championship - Race 14

Lap 11		Lap 12		Lap 13		Lap 14		Lap 15		Lap 16		Lap 17		Lap 18		Lap 19		Lap 20	
No	Time	No	Time	No	Time	No	Time	No	Time	No	Time	No	Time	No	Time	No	Time	No	Time
25	11:08.74	25	12:07.14	25	13:09.36	25	14:07.55	25	15:05.03	25	16:02.62	25	17:01.83	25	18:00.49	25	18:59.03		
7	11:09.66 *1	41	12:08.78 *1	79	13:09.61 *3	1	14:15.29 *1	57	15:09.07 *1	57	16:10.58 *1	6	17:02.73 *2	6	18:08.62 *2	6	19:14.30 *2		
38	11:17.20 *1	7	12:14.48 *1	1	13:09.98 *1	41	14:19.21 *1	41	15:23.62 *1	41	16:27.78 *1	5	17:04.05 *2	5	18:10.04 *2	5	19:15.20 *2		
6	11:31.93 *1	38	12:22.02 *1	16	13:11.51 *2	16	14:20.60 *2	16	15:26.35 *2	16	16:31.13 *2	57	17:12.03 *1	79	18:13.19 *4	57	19:15.29 *1		
5	11:34.26 *1	6	12:38.63 *1	41	13:13.28 *1	7	14:23.87 *1	7	15:28.69 *1	7	16:32.67 *1	41	17:32.11 *1	57	18:13.29 *1	79	19:28.39 *4		
24	11:35.22 *1	24	12:39.15 *1	7	13:19.08 *1	79	14:28.26 *3	38	15:38.89 *1	38	16:43.63 *1	16	17:35.39 *2	41	18:35.91 *1	41	19:40.89 *1		
79	11:55.34 *2	5	12:40.90 *1	38	13:28.96 *1	38	14:33.77 *1	79	15:43.44 *3	24	16:51.97 *1	7	17:36.54 *1	16	18:39.63 *2	16	19:44.20 *2		
16	12:03.39 *1	57	13:05.64	24	13:43.08 *1	24	14:45.81 *1	24	15:48.50 *1	79	16:58.06 *3	38	17:48.02 *1	7	18:40.05 *1	7	19:45.85 *1		
57	12:03.52			6	13:45.11 *1	6	14:50.50 *1	6	15:55.97 *1			24	17:54.66 *1	38	18:52.28 *1	38	19:57.13 *1		
1	12:06.23			5	13:47.11 *1	5	14:52.82 *1	5	15:58.23 *1					24	18:56.54 *1	24	19:57.92 *1		
				57	14:07.51														

750MC Kit Car Championship / 750MC Bikesports Championship

LAP TIMES - Race 14

1	Andy HILEY									
Lap	1	2	3	4	5	6	7	8	9	10
1	1:15.40	1:05.89	1:05.21	1:06.60	1:05.51	1:06.85	1:05.15	1:04.27	1:04.87	1:03.46
11	1:03.02	1:03.75	1:05.31							
5	Anton LANDON									
Lap	1	2	3	4	5	6	7	8	9	10
1	1:20.41	1:09.68	1:09.93	1:10.48	1:08.54	1:07.59	1:07.31	1:07.02	1:06.52	1:06.78
11	1:06.64	1:06.21	1:05.71	1:05.41	1:05.82	1:05.99	1:05.16			
6	Nigel BROWN									
Lap	1	2	3	4	5	6	7	8	9	10
1	1:21.37	1:09.72	1:08.72	1:09.99	1:08.44	1:06.82	1:06.94	1:07.31	1:06.18	1:06.44
11	1:06.70	1:06.48	1:05.39	1:05.47	1:06.76	1:05.89	1:05.68			
7	John MOORE									
Lap	1	2	3	4	5	6	7	8	9	10
1	1:17.06	1:07.10	1:06.94	1:05.62	1:05.79	1:07.00	1:05.01	1:04.63	1:05.18	1:05.33
11	1:04.82	1:04.60	1:04.79	1:04.82	1:03.98	1:03.87	1:03.51	1:05.80		
16	Paul BOYD									
Lap	1	2	3	4	5	6	7	8	9	10
1	1:43.21	1:12.91	1:11.48	1:10.35	1:09.26	1:08.19	1:07.41	1:06.85	1:06.90	1:06.83
11	1:08.12	1:09.09	1:05.75	1:04.78	1:04.26	1:04.24	1:04.57			
24	Alan WILSHIRE									
Lap	1	2	3	4	5	6	7	8	9	10
1	1:14.90	1:05.61	1:04.97	1:34.70	1:07.94	1:07.55	1:05.26	1:04.70	1:05.11	1:04.48
11	1:03.93	1:03.93	1:02.73	1:02.69	1:03.47	1:02.69	1:01.88	1:01.38		
25	James BREAKELL									
Lap	1	2	3	4	5	6	7	8	9	10
1	1:10.57	1:02.88	1:00.42	59.46	1:00.66	58.64	59.54	59.84	59.79	58.46
11	58.48	58.40	1:02.22	58.19	57.48	57.59	59.21	58.66	58.54	
38	David CALDECOURT									
Lap	1	2	3	4	5	6	7	8	9	10
1	1:17.26	1:08.99	1:07.53	1:07.42	1:06.73	1:06.04	1:06.86	1:05.41	1:05.64	1:05.32
11	1:04.82	1:06.94	1:04.81	1:05.12	1:04.74	1:04.39	1:04.26	1:04.85		
41	Clive HUDSON									
Lap	1	2	3	4	5	6	7	8	9	10
1	1:17.34	1:06.83	1:06.39	1:05.77	1:05.43	1:05.17	1:04.96	1:04.73	1:03.80	1:03.47
11	1:04.89	1:04.50	1:05.93	1:04.41	1:04.16	1:04.33	1:03.80	1:04.98		
57	Oliver COX									
Lap	1	2	3	4	5	6	7	8	9	10
1	1:23.18	1:07.37	1:04.19	1:05.40	1:03.15	1:03.91	1:04.40	1:03.41	1:03.73	1:03.00
11	1:01.78	1:02.12	1:01.87	1:01.56	1:01.51	1:01.45	1:01.26	1:02.00		

79 Adrian CHAPMAN

Lap	1	2	3	4	5	6	7	8	9	10
1	1:31.89	1:19.04	1:20.79	1:18.68	1:20.91	1:15.76	1:15.86	1:16.63	1:15.78	1:14.27
11	1:18.65	1:15.18	1:14.62	1:15.13	1:15.20					



2nd Best Qualifying Times

750MC Bike-Sports Championship

Pos	No	Cl	Name	Car	Time
1	25	A	James BREAKELL	Radical PR6	1:01.64
2	24	C	Alan WILSHIRE	Radical Clubsport	1:07.13
3	57	B	Oliver COX	Radical SR4	1:07.30


25 Sep 11 09:57

Clerk of Course:

Time Issued:

Chief Timekeeper:

THESE RESULTS REMAIN PROVISIONAL FOR A MINIMUM OF 30 MINUTES FROM THE TIME OF ISSUE



RACE GRID



Performance RGB Championship / 750MC Bike-Sports Champions

Race 19

25		26	
23	75 David WATSON 01:20.910	24	33 Bob MORTIMER 01:21.930
21	74 David LAWRENCE 01:20.340	22	42 Paul RICKERS 01:20.360
19	15 James WALKER 01:17.180	20	49 Tony GAUNT 01:17.750
17	14 Ben BUTLER 01:16.090	18	52 Daniel BROMILOW 01:17.100
15	32 Lee BAVERSTOCK 01:15.630	16	9 Austen GREENWAY 01:15.920
13	29 Tim GRAY 01:14.960	14	50 Tim HOVERD 01:15.620
11	13 Gary GOODYEAR 01:13.760	12	2 Paul ROGERS 01:13.960
9	4 Mathew GREEN 01:13.470	10	5 Derek JONES 01:13.550
7	3 John CUTMORE 01:12.910	8	1 Alastair BOULTON 01:13.100
5		6	
3	57 Oliver COX 01:07.300	4	
1	25 James BREAKELL 01:01.640	2	24 Alan WILSHIRE 01:07.130
POLE			



Provisional Results - Race 19

750MC Bike-Sports Championship

Pl	No	Cl	Name	Car	Laps	Time	Behind	MPH	Best Lap on	MPH
1	25	A	James BREAKELL	Radical PR6	20	19:42.86		88.63	56.79	5 92.30
2	24	C	Alan WILSHIRE	Radical Clubsport	19	19:53.13	1 Lap	83.47	1:01.29	10 85.52

Not-Classified

57	B	Oliver COX	Radical SR4	6	8:15.50	DNF	63.47	1:03.42	5 82.65
----	---	------------	-------------	---	---------	-----	-------	---------	---------

Fastest Lap

25	A	James BREAKELL	Radical PR6					56.79	5 92.30 Rec
24	C	Alan WILSHIRE	Radical Clubsport					1:01.29	10 85.52 Rec
57	B	Oliver COX	Radical SR4					1:03.42	5 82.65

Weather / Track:

Start Time : 15:14

Pembrey

25 Sep 11 15:36

Clerk of Course :	Time Issued :	Chief Timekeeper : Terry Stevens
-------------------	---------------	----------------------------------

THESE RESULTS REMAIN PROVISIONAL FOR A MINIMUM OF 30 MINUTES FROM THE TIME OF ISSUE AND UNTIL ALL JUDICIAL AND TECHNICAL MATTERS HAVE BEEN SETTLED.

Results produced on HS Sports Timing and Results Systems

Lap Chart

AB Performance RGB Championship / 750MC Bike-Sports Championship - Ra

Lap 1		Lap 2		Lap 3		Lap 4		Lap 5		Lap 6		Lap 7		Lap 8		Lap 9		Lap 10	
No	Time	No	Time	No	Time	No	Time	No	Time	No	Time	No	Time	No	Time	No	Time	No	Time
25	1:04.99	25	2:04.17	25	3:01.46	25	3:58.90	25	4:55.69	25	5:54.50	25	6:53.25	25	7:50.92	25	8:48.87	25	9:46.74
24	1:10.99	3	2:13.11	3	3:14.81	3	4:16.39	3	5:17.05	33	5:57.45 *1	75	6:55.14 *1	49	7:52.80 *1	52	8:53.36 *1	52	9:57.69 *1
3	1:11.62	2	2:14.36	2	3:15.13	2	4:16.68	2	5:17.32	74	5:59.60 *1	42	6:57.02 *1	14	7:57.88 *1	49	8:55.72 *1	49	9:58.33 *1
4	1:12.05	24	2:14.44	24	3:16.94	24	4:19.04	24	5:20.68	2	6:18.25	33	7:05.36 *1	75	7:59.49 *1	14	9:02.31 *1	42	10:07.39 *1
2	1:12.53	4	2:15.20	29	3:18.22	29	4:19.97	5	5:22.46	3	6:18.43	74	7:07.09 *1	42	8:00.38 *1	42	9:03.98 *1	14	10:07.51 *1
29	1:12.88	29	2:15.37	4	3:18.99	5	4:20.60	29	5:22.73	24	6:22.20	2	7:19.94	33	8:12.52 *1	75	9:04.17 *1	75	10:08.78 *1
5	1:13.15	5	2:15.57	5	3:19.18	1	4:22.77	1	5:24.90	5	6:23.77	24	7:24.13	74	8:13.93 *1	33	9:19.97 *1	32	10:15.97 *1
1	1:13.26	9	2:16.99	1	3:19.34	4	4:23.30	4	5:25.72	29	6:24.67	5	7:24.67	57	8:15.50 *2	74	9:20.75 *1	2	10:21.99
9	1:13.64	1	2:17.07	9	3:19.79	9	4:23.67	32	5:26.08	4	6:27.32	29	7:26.30	2	8:20.17	2	9:20.79	33	10:27.45 *1
50	1:15.14	32	2:18.06	32	3:21.01	32	4:23.78	9	5:27.76	1	6:27.70	4	7:28.99	5	8:25.72	24	9:28.22	74	10:28.09 *1
32	1:15.42	50	2:18.77	50	3:21.51	50	4:24.19	50	5:28.36	32	6:28.00	1	7:30.27	24	8:26.50	5	9:28.96	24	10:29.51
15	1:16.80	13	2:23.39	13	3:24.28	13	4:25.50	13	5:28.52	13	6:30.65	32	7:30.42	29	8:28.24	29	9:32.01	5	10:31.04
52	1:17.77	52	2:24.29	52	3:29.30	52	4:34.17	57	5:30.21 *1	9	6:32.18	13	7:31.46	4	8:31.36	4	9:33.04	29	10:35.65
13	1:20.56	42	2:28.69	42	3:33.35	14	4:40.72	52	5:38.96	50	6:32.83	9	7:35.43	32	8:32.51	1	9:36.28	4	10:35.84
42	1:21.19	14	2:29.07	14	3:34.93	49	4:43.67	49	5:46.84	57	6:33.63 *1	50	7:36.64	1	8:32.71	13	9:36.44	13	10:37.65
74	1:21.75	57	2:29.53	75	3:36.96	75	4:43.90	14	5:47.31	52	6:43.93	52	7:48.69	13	8:33.10	9	9:42.77	1	10:39.18
14	1:22.00	74	2:30.70	49	3:39.87	42	4:49.24	75	5:49.55	49	6:49.74			9	8:39.00	50	9:43.75	9	10:46.91
33	1:23.20	75	2:31.09	74	3:39.90	74	4:50.01	42	5:53.24	14	6:52.63			50	8:40.57				
75	1:23.58	33	2:33.31	33	3:40.50	33	4:50.12												
57	1:23.79	49	2:36.27	57	3:46.55														
49	1:32.19	15	2:58.64																

Lap Chart

AB Performance RGB Championship / 750MC Bike-Sports Championship - Ra

Lap 11		Lap 12		Lap 13		Lap 14		Lap 15		Lap 16		Lap 17		Lap 18		Lap 19		Lap 20	
No	Time	No	Time	No	Time	No	Time	No	Time	No	Time	No	Time	No	Time	No	Time	No	Time
25	10:47.08	25	11:44.29	25	12:44.53	25	13:45.71	25	14:49.52	25	15:48.71	25	16:46.65	25	17:44.40	25	18:43.08	25	19:42.86
50	10:48.12 *1	9	11:50.59 *1	33	12:45.92 *2	1	13:46.63 *1	1	14:49.83 *1	13	15:49.92 *1	4	16:50.24 *1	24	17:47.68 *1	75	18:48.56 *2	24	19:53.13 *1
49	11:02.45 *1	50	11:51.77 *1	74	12:47.48 *2	33	13:53.76 *2	33	15:01.05 *2	29	15:51.56 *1	13	16:50.79 *1	4	17:51.42 *1	14	18:49.02 *2	75	19:54.88 *2
52	11:03.41 *1	49	12:05.33 *1	9	12:54.56 *1	74	13:54.25 *2	74	15:02.00 *2	1	15:52.29 *1	29	16:53.58 *1	13	17:51.84 *1	24	18:49.50 *1	4	19:55.82 *1
42	11:10.21 *1	52	12:07.47 *1	50	12:55.13 *1	9	13:58.63 *1	9	15:02.20 *1	9	16:07.33 *1	1	16:53.99 *1	29	17:56.29 *1	4	18:53.65 *1	13	19:56.14 *1
14	11:11.97 *1	42	12:12.85 *1	49	13:08.14 *1	50	13:59.10 *1	50	15:02.62 *1	50	16:07.66 *1	42	16:59.40 *2	1	17:56.45 *1	13	18:53.80 *1	14	19:56.75 *2
75	11:12.53 *1	14	12:16.83 *1	52	13:12.31 *1	49	14:11.53 *1	49	15:14.47 *1	33	16:09.05 *2	9	17:11.31 *1	42	18:01.92 *2	29	18:59.10 *1	29	20:01.44 *1
2	11:22.28	75	12:17.43 *1	14	13:22.10 *1	52	14:17.06 *1	52	15:21.73 *1	74	16:09.81 *2	50	17:11.73 *1	50	18:15.76 *1	1	18:59.48 *1	1	20:01.58 *1
24	11:32.68	2	12:22.45	75	13:22.56 *1	2	14:26.57	2	15:27.36	49	16:18.02 *1	33	17:15.65 *2	9	18:16.35 *1	42	19:05.52 *2	42	20:07.66 *2
5	11:33.05	24	12:35.55	2	13:24.14	14	14:27.83 *1	14	15:32.80 *1	52	16:26.27 *1	74	17:16.19 *2	74	18:22.33 *2	50	19:19.02 *1	74	20:09.69 *3
33	11:36.09 *1	4	12:42.10	42	13:33.38 *1	75	14:28.68 *1	75	15:32.95 *1	2	16:27.91	49	17:21.13 *1	33	18:23.39 *2	9	19:21.92 *1	50	20:24.99 *1
74	11:36.60 *1	29	12:43.24	24	13:38.63	42	14:37.52 *1	42	15:41.51 *1	75	16:38.31 *1	2	17:29.21	49	18:23.67 *1	49	19:27.06 *1	49	20:30.40 *1
29	11:38.79	13	12:43.44	4	13:43.73	24	14:40.99	24	15:43.00	14	16:38.88 *1	52	17:31.29 *1	2	18:29.90	2	19:32.14	9	20:33.36 *1
4	11:39.06	1	12:44.01	29	13:45.33	4	14:45.35	4	15:47.39	24	16:45.44	75	17:43.69 *1	52	18:36.56 *1	33	19:33.04 *2	2	20:34.47
13	11:39.43			13	13:45.52	13	14:48.28					14	17:44.22 *1			52	19:42.80 *1	33	20:40.98 *2
1	11:41.56					29	14:49.29											52	21:29.37 *1

Performance RGB Championship / 750MC Bike-Sports Championship

LAP TIMES - Race 19

1 Alastair BOULTON

Lap	1	2	3	4	5	6	7	8	9	10
1	1:13.26	1:03.81	1:02.27	1:03.43	1:02.13	1:02.80	1:02.57	1:02.44	1:03.57	1:02.90
11	1:02.38	1:02.45	1:02.62	1:03.20	1:02.46	1:01.70	1:02.46	1:03.03	1:02.10	

2 Paul ROGERS

Lap	1	2	3	4	5	6	7	8	9	10
1	1:12.53	1:01.83	1:00.77	1:01.55	1:00.64	1:00.93	1:01.69	1:00.23	1:00.62	1:01.20
11	1:00.29	1:00.17	1:01.69	1:02.43	1:00.79	1:00.55	1:01.30	1:00.69	1:02.24	1:02.33

3 John CUTMORE

Lap	1	2	3	4	5	6	7	8	9	10
1	1:11.62	1:01.49	1:01.70	1:01.58	1:00.66	1:01.38				

4 Mathew GREEN

Lap	1	2	3	4	5	6	7	8	9	10
1	1:12.05	1:03.15	1:03.79	1:04.31	1:02.42	1:01.60	1:01.67	1:02.37	1:01.68	1:02.80
11	1:03.22	1:03.04	1:01.63	1:01.62	1:02.04	1:02.85	1:01.18	1:02.23	1:02.17	

5 Derek JONES

Lap	1	2	3	4	5	6	7	8	9	10
1	1:13.15	1:02.42	1:03.61	1:01.42	1:01.86	1:01.31	1:00.90	1:01.05	1:03.24	1:02.08
11	1:02.01									

9 Austen GREENWAY

Lap	1	2	3	4	5	6	7	8	9	10
1	1:13.64	1:03.35	1:02.80	1:03.88	1:04.09	1:04.42	1:03.25	1:03.57	1:03.77	1:04.14
11	1:03.68	1:03.97	1:04.07	1:03.57	1:05.13	1:03.98	1:05.04	1:05.57	1:11.44	

13 Gary GOODYEAR

Lap	1	2	3	4	5	6	7	8	9	10
1	1:20.56	1:02.83	1:00.89	1:01.22	1:03.02	1:02.13	1:00.81	1:01.64	1:03.34	1:01.21
11	1:01.78	1:04.01	1:02.08	1:02.76	1:01.64	1:00.87	1:01.05	1:01.96	1:02.34	

14 Ben BUTLER

Lap	1	2	3	4	5	6	7	8	9	10
1	1:22.00	1:07.07	1:05.86	1:05.79	1:06.59	1:05.32	1:05.25	1:04.43	1:05.20	1:04.46
11	1:04.86	1:05.27	1:05.73	1:04.97	1:06.08	1:05.34	1:04.80	1:07.73		

15 James WALKER

Lap	1	2	3	4	5	6	7	8	9	10
1	1:16.80	1:41.84								

29 Tim GRAY

Lap	1	2	3	4	5	6	7	8	9	10
1	1:12.88	1:02.49	1:02.85	1:01.75	1:02.76	1:01.94	1:01.63	1:01.94	1:03.77	1:03.64
11	1:03.14	1:04.45	1:02.09	1:03.96	1:02.27	1:02.02	1:02.71	1:02.81	1:02.34	

32 Lee BAVERSTOCK

Lap	1	2	3	4	5	6	7	8	9	10
1	1:15.42	1:02.64	1:02.95	1:02.77	1:02.30	1:01.92	1:02.42	1:02.09	1:43.46	

33 Bob MORTIMER

Lap	1	2	3	4	5	6	7	8	9	10
1	1:23.20	1:10.11	1:07.19	1:09.62	1:07.33	1:07.91	1:07.16	1:07.45	1:07.48	1:08.64
11	1:09.83	1:07.84	1:07.29	1:08.00	1:06.60	1:07.74	1:09.65	1:07.94		

42 Paul RICKERS

Lap	1	2	3	4	5	6	7	8	9	10
1	1:21.19	1:07.50	1:04.66	1:15.89	1:04.00	1:03.78	1:03.36	1:03.60	1:03.41	1:02.82
11	1:02.64	1:20.53	1:04.14	1:03.99	1:17.89	1:02.52	1:03.60	1:02.14		

49 Tony GAUNT

Lap	1	2	3	4	5	6	7	8	9	10
1	1:32.19	1:04.08	1:03.60	1:03.80	1:03.17	1:02.90	1:03.06	1:02.92	1:02.61	1:04.12
11	1:02.88	1:02.81	1:03.39	1:02.94	1:03.55	1:03.11	1:02.54	1:03.39	1:03.34	

50 Tim HOVERD

Lap	1	2	3	4	5	6	7	8	9	10
1	1:15.14	1:03.63	1:02.74	1:02.68	1:04.17	1:04.47	1:03.81	1:03.93	1:03.18	1:04.37
11	1:03.65	1:03.36	1:03.97	1:03.52	1:05.04	1:04.07	1:04.03	1:03.26	1:05.97	

52 Daniel BROMILOW

Lap	1	2	3	4	5	6	7	8	9	10
1	1:17.77	1:06.52	1:05.01	1:04.87	1:04.79	1:04.97	1:04.76	1:04.67	1:04.33	1:05.72
11	1:04.06	1:04.84	1:04.75	1:04.67	1:04.54	1:05.02	1:05.27	1:06.24	1:46.57	

74 David LAWRENCE

Lap	1	2	3	4	5	6	7	8	9	10
1	1:21.75	1:08.95	1:09.20	1:10.11	1:09.59	1:07.49	1:06.84	1:06.82	1:07.34	1:08.51
11	1:10.88	1:06.77	1:07.75	1:07.81	1:06.38	1:06.14	1:47.36			

75 David WATSON

Lap	1	2	3	4	5	6	7	8	9	10
1	1:23.58	1:07.51	1:05.87	1:06.94	1:05.65	1:05.59	1:04.35	1:04.68	1:04.61	1:03.75
11	1:04.90	1:05.13	1:06.12	1:04.27	1:05.36	1:05.38	1:04.87	1:06.32		
