



## P2 - Provisional Qualifying Times for Races 2 & 10

### 750MC Bike-Sports Championship

PI	No	Cl	Name	Car	Laps	Time on Lap	Behind	MPH
1	60	B	Mike FIELD	Stohr DSR	12	1:11.07	8	101.31
2	95	A	Richard STABLES	Radical PR6	12	1:12.10	10	99.86
3	72	A	Graham HILL	Radical Prosport	12	1:13.83	12	97.52
4	80	B	Christian ENDERBY	Radical SR4	10	1:14.10	8	97.17
5	68	B	Shane PORTER	Radical SR4	12	1:14.71	12	96.37
6	41	A	Aaron BAILEY	Radical SR3	11	1:15.04	11	95.95
7	26	A	Anthony MAISEY	Radical SR3	12	1:15.94	12	94.81
8	25	A	James BREAKELL	Radical PR6	5	1:16.38	4	94.27
9	57	B	Oliver COX	Radical SR4	11	1:18.01	9	92.30
10	32	A	Graham READ	JKS SRC 10	5	1:18.91	4	91.24
11	24	C	Alan WILSHIRE	Radical Clubsport	11	1:19.20	11	90.91

Weather / Track: Cloudy / Dry

Start Time : 09:22

Snetterton 200

30 Jul 11 09:38

Clerk of Course :	Time Issued :	Chief Timekeeper : Terry Stevens
-------------------	---------------	----------------------------------

THESE RESULTS REMAIN PROVISIONAL FOR A MINIMUM OF 30 MINUTES FROM THE TIME OF ISSUE AND UNTIL ALL JUDICIAL AND TECHNICAL MATTERS HAVE BEEN SETTLED.

Results produced on HS Sports Timing and Results Systems. Results online at [www.750MC.co.uk](http://www.750MC.co.uk)


# 750MC Bike-Sports Championship

## LAP TIMES - P2 - Provisional Qualifying Times for Races 2 & 10

<b>24</b>	<b>Alan WILSHIRE</b>										
<b>Lap</b>	<b>1</b>	<b>2</b>	<b>3</b>	<b>4</b>	<b>5</b>	<b>6</b>	<b>7</b>	<b>8</b>	<b>9</b>	<b>10</b>	
1	1:48.87	1:23.65	1:21.17	1:20.50	1:20.47	1:19.82	1:20.09	1:24.63	1:19.59	1:19.22	
11	1:19.20										
<b>25</b>	<b>James BREAKELL</b>										
<b>Lap</b>	<b>1</b>	<b>2</b>	<b>3</b>	<b>4</b>	<b>5</b>	<b>6</b>	<b>7</b>	<b>8</b>	<b>9</b>	<b>10</b>	
1	1:45.51	1:18.88	1:16.83	1:16.38	2:10.88						
<b>26</b>	<b>Anthony MAISEY</b>										
<b>Lap</b>	<b>1</b>	<b>2</b>	<b>3</b>	<b>4</b>	<b>5</b>	<b>6</b>	<b>7</b>	<b>8</b>	<b>9</b>	<b>10</b>	
1	1:45.59	1:24.55	1:20.83	1:19.59	1:19.47	1:18.40	1:17.19	1:17.19	1:16.77	1:17.42	
11	1:16.31	1:15.94									
<b>32</b>	<b>Graham READ</b>										
<b>Lap</b>	<b>1</b>	<b>2</b>	<b>3</b>	<b>4</b>	<b>5</b>	<b>6</b>	<b>7</b>	<b>8</b>	<b>9</b>	<b>10</b>	
1	2:06.93	1:21.15	1:19.87	1:18.91	1:19.25						
<b>41</b>	<b>Aaron BAILEY</b>										
<b>Lap</b>	<b>1</b>	<b>2</b>	<b>3</b>	<b>4</b>	<b>5</b>	<b>6</b>	<b>7</b>	<b>8</b>	<b>9</b>	<b>10</b>	
1	1:55.91	1:17.17	1:29.82	1:17.43	1:54.32	1:25.26	1:15.80	1:17.10	1:16.35	1:15.69	
11	1:15.04										
<b>57</b>	<b>Oliver COX</b>										
<b>Lap</b>	<b>1</b>	<b>2</b>	<b>3</b>	<b>4</b>	<b>5</b>	<b>6</b>	<b>7</b>	<b>8</b>	<b>9</b>	<b>10</b>	
1	2:06.93	1:26.52	1:24.07	1:21.23	1:20.03	1:19.21	1:18.48	1:18.82	1:18.01	1:19.95	
11	1:18.42										
<b>60</b>	<b>Mike FIELD</b>										
<b>Lap</b>	<b>1</b>	<b>2</b>	<b>3</b>	<b>4</b>	<b>5</b>	<b>6</b>	<b>7</b>	<b>8</b>	<b>9</b>	<b>10</b>	
1	1:32.77	1:16.34	1:12.40	1:11.97	1:11.74	1:13.13	1:11.90	1:11.07	1:11.40	1:11.68	
11	1:12.54	1:11.88									
<b>68</b>	<b>Shane PORTER</b>										
<b>Lap</b>	<b>1</b>	<b>2</b>	<b>3</b>	<b>4</b>	<b>5</b>	<b>6</b>	<b>7</b>	<b>8</b>	<b>9</b>	<b>10</b>	
1	1:48.13	1:22.12	1:17.39	1:17.01	1:17.15	1:15.79	1:16.30	1:15.14	1:15.37	1:15.11	
11	1:15.49	1:14.71									
<b>72</b>	<b>Graham HILL</b>										
<b>Lap</b>	<b>1</b>	<b>2</b>	<b>3</b>	<b>4</b>	<b>5</b>	<b>6</b>	<b>7</b>	<b>8</b>	<b>9</b>	<b>10</b>	
1	1:46.16	1:20.61	1:15.01	1:17.18	1:15.79	1:13.97	1:14.27	1:14.25	1:14.84	1:14.47	
11	1:14.12	1:13.83									
<b>80</b>	<b>Christian ENDERBY</b>										
<b>Lap</b>	<b>1</b>	<b>2</b>	<b>3</b>	<b>4</b>	<b>5</b>	<b>6</b>	<b>7</b>	<b>8</b>	<b>9</b>	<b>10</b>	
1	1:39.57	1:16.58	1:15.54	1:16.40	1:15.93	1:14.73	1:14.29	1:14.10	3:33.42	1:19.76	
<b>95</b>	<b>Richard STABLES</b>										
<b>Lap</b>	<b>1</b>	<b>2</b>	<b>3</b>	<b>4</b>	<b>5</b>	<b>6</b>	<b>7</b>	<b>8</b>	<b>9</b>	<b>10</b>	
1	1:48.23	1:18.74	1:15.22	1:15.41	1:13.12	1:12.63	1:12.80	1:12.66	1:13.31	1:12.10	
11	1:13.94	1:13.32									



# RACE GRID



## 750MC Bike-Sports Championship

### Race 2

ROW 6		<b>24</b> 01:19.200 Alan WILSHIRE		
		11		12
ROW 5	<b>57</b> 01:18.010 Oliver COX		<b>32</b> 01:18.910 Graham READ	
	9		10	
ROW 4		<b>26</b> 01:15.940 Anthony MAISEY		<b>25</b> 01:16.380 James BREAKELL
		7		8
ROW 3	<b>68</b> 01:14.710 Shane PORTER		<b>41</b> 01:15.040 Aaron BAILEY	
	5		6	
ROW 2		<b>72</b> 01:13.830 Graham HILL		<b>80</b> 01:14.100 Christian ENDERBY
		3		4
ROW 1	<b>60</b> 01:11.070 Mike FIELD		<b>95</b> 01:12.100 Richard STABLES	
	1		2	
	<b>POLE</b>			



## Provisional Results - Race 2

### 750MC Bike-Sports Championship

PI	No	Cl	Name	Car	Laps	Time	Behind	MPH	Best Lap on	MPH
1	95	A	Richard STABLES	Radical PR6	16	19:31.75		98.31	1:12.09	11 99.88
2	80	B	Christian ENDERBY	Radical SR4	16	19:53.09	21.34	96.56	1:13.43	16 98.05
3	60	A	Mike FIELD	Stohr DSR	16	19:53.24	21.49	96.54	1:11.75	8 100.35
4	72	A	Graham HILL	Radical Prosport	16	20:03.32	31.57	95.74	1:13.80	4 97.56
5	41	A	Aaron BAILEY	Radical SR3	16	20:14.41	42.66	94.86	1:14.51	16 96.63
6	68	B	Shane PORTER	Radical SR4	16	20:32.04	1:00.29	93.50	1:15.15	13 95.81
7	26	A	Anthony MAISEY	Radical SR3	16	20:32.37	1:00.62	93.48	1:15.74	14 95.06
8	25	A	James BREAKELL	Radical PR6	16	20:46.25	1:14.50	92.44	1:13.97	6 97.34
9	24	C	Alan WILSHIRE	Radical Clubsport	15	20:09.26	1 Lap	89.31	1:18.84	8 91.32

#### Not-Classified

57	B	Oliver COX	Radical SR4	11	14:38.95	DNF	90.11	1:17.55	9 92.84
32	A	Graham READ	JKS SRC 10	2	4:34.32	DNF	52.49	1:27.41	1 82.37

#### Fastest Lap

60	A	Mike FIELD	Stohr DSR					1:11.75	8 100.35 Rec
80	B	Christian ENDERBY	Radical SR4					1:13.43	16 98.05 Rec
24	C	Alan WILSHIRE	Radical Clubsport					1:18.84	8 91.32

Weather / Track: Cloudy / Dry

Start Time : 13:51

Snetterton 200

30 Jul 11 14:13

Clerk of Course :	Time Issued :	Chief Timekeeper : Terry Stevens
-------------------	---------------	----------------------------------

THESE RESULTS REMAIN PROVISIONAL FOR A MINIMUM OF 30 MINUTES FROM THE TIME OF ISSUE AND UNTIL ALL JUDICIAL AND TECHNICAL MATTERS HAVE BEEN SETTLED.

Results produced on HS Sports Timing and Results Systems

# Lap Chart

## 750MC Bike-Sports Championship - Race 2

Lap 1		Lap 2		Lap 3		Lap 4		Lap 5		Lap 6		Lap 7		Lap 8		Lap 9		Lap 10	
No	Time	No	Time	No	Time	No	Time	No	Time	No	Time	No	Time	No	Time	No	Time	No	Time
95	1:19.48	95	2:32.72	95	3:45.55	95	4:58.92	95	6:13.67	95	7:26.61	95	8:39.53	95	9:52.12	95	11:04.61	95	12:17.11
80	1:21.05	80	2:35.60	80	3:49.57	80	5:03.61	80	6:17.22	80	7:31.29	80	8:45.38	80	9:59.06	80	11:12.81	80	12:26.81
25	1:23.37	25	2:37.58	25	3:51.71	25	5:06.28	25	6:20.85	25	7:34.82	25	8:49.38	25	10:03.49	72	11:19.25	72	12:34.11
41	1:24.41	72	2:39.55	72	3:53.40	72	5:07.20	72	6:21.40	72	7:35.85	72	8:49.84	72	10:04.31	60	11:25.91	60	12:37.80
72	1:25.05	41	2:40.43	41	3:56.27	41	5:11.65	41	6:26.87	41	7:42.19	41	8:57.35	41	10:12.52	41	11:29.64	41	12:44.78
26	1:25.20	26	2:41.72	26	3:57.97	26	5:13.85	26	6:30.56	26	7:47.74	60	9:01.16	60	10:12.91	26	11:38.91	26	12:54.82
32	1:27.41	24	2:50.48	68	4:08.19	60	5:24.39	60	6:36.43	60	7:48.43	26	9:05.24	26	10:21.95	68	11:43.75	68	12:59.22
24	1:29.45	68	2:50.56	24	4:10.10	68	5:24.47	68	6:41.32	68	7:57.20	68	9:12.75	68	10:28.46	25	11:45.93	25	13:02.31
57	1:29.89	57	2:51.76	57	4:10.60	57	5:29.44	57	6:47.43	57	8:05.84	57	9:24.41	57	10:43.56	57	12:01.11	57	13:19.55
68	1:30.50	60	2:59.96	60	4:12.11	24	5:29.89	24	6:48.89	24	8:08.79	24	9:27.82	24	10:46.66	24	12:05.73	24	13:24.86
60	1:47.93			32	4:34.32 *1														

# Lap Chart

## 750MC Bike-Sports Championship - Race 2

Lap 11		Lap 12		Lap 13		Lap 14		Lap 15		Lap 16		Lap 17		Lap 18		Lap 19		Lap 20	
No	Time	No	Time	No	Time	No	Time	No	Time	No	Time	No	Time	No	Time	No	Time	No	Time
95	13:29.20	95	14:41.84	95	15:54.47	95	17:06.88	95	18:19.33	95	19:31.75								
80	13:40.59	24	14:44.53 *1	24	16:04.77 *1	80	17:24.68	80	18:39.66	80	19:53.09								
72	13:48.70	80	14:54.75	80	16:09.41	24	17:27.04 *1	60	18:41.35	60	19:53.24								
60	13:49.91	72	15:03.28	60	16:16.04	60	17:28.19	24	18:47.59 *1	72	20:03.32								
41	13:59.57	60	15:03.41	72	16:18.33	72	17:33.63	72	18:48.10	24	20:09.26 *1								
26	14:11.20	41	15:14.73	41	16:30.00	41	17:45.06	41	18:59.90	41	20:14.41								
68	14:14.62	26	15:27.92	26	16:43.70	26	17:59.44	26	19:15.64	68	20:32.04								
25	14:17.04	68	15:29.95	68	16:45.10	68	18:00.62	68	19:16.08	26	20:32.37								
57	14:38.95	25	15:43.15	25	16:58.52	25	18:12.88	25	19:27.30	25	20:46.25								

# 750MC Bike-Sports Championship

## LAP TIMES - Race 2

---

### 24 Alan WILSHIRE

Lap	1	2	3	4	5	6	7	8	9	10
1	1:29.45	1:21.03	1:19.62	1:19.79	1:19.00	1:19.90	1:19.03	1:18.84	1:19.07	1:19.13
11	1:19.67	1:20.24	1:22.27	1:20.55	1:21.67					

---

### 25 James BREAKELL

Lap	1	2	3	4	5	6	7	8	9	10
1	1:23.37	1:14.21	1:14.13	1:14.57	1:14.57	1:13.97	1:14.56	1:14.11	1:42.44	1:16.38
11	1:14.73	1:26.11	1:15.37	1:14.36	1:14.42	1:18.95				

---

### 26 Anthony MAISEY

Lap	1	2	3	4	5	6	7	8	9	10
1	1:25.20	1:16.52	1:16.25	1:15.88	1:16.71	1:17.18	1:17.50	1:16.71	1:16.96	1:15.91
11	1:16.38	1:16.72	1:15.78	1:15.74	1:16.20	1:16.73				

---

### 32 Graham READ

Lap	1	2	3	4	5	6	7	8	9	10
1	1:27.41	3:06.91								

---

### 41 Aaron BAILEY

Lap	1	2	3	4	5	6	7	8	9	10
1	1:24.41	1:16.02	1:15.84	1:15.38	1:15.22	1:15.32	1:15.16	1:15.17	1:17.12	1:15.14
11	1:14.79	1:15.16	1:15.27	1:15.06	1:14.84	1:14.51				

---

### 57 Oliver COX

Lap	1	2	3	4	5	6	7	8	9	10
1	1:29.89	1:21.87	1:18.84	1:18.84	1:17.99	1:18.41	1:18.57	1:19.15	1:17.55	1:18.44
11	1:19.40									

---

### 60 Mike FIELD

Lap	1	2	3	4	5	6	7	8	9	10
1	1:47.93	1:12.03	1:12.15	1:12.28	1:12.04	1:12.00	1:12.73	1:11.75	1:13.00	1:11.89
11	1:12.11	1:13.50	1:12.63	1:12.15	1:13.16	1:11.89				

---

### 68 Shane PORTER

Lap	1	2	3	4	5	6	7	8	9	10
1	1:30.50	1:20.06	1:17.63	1:16.28	1:16.85	1:15.88	1:15.55	1:15.71	1:15.29	1:15.47
11	1:15.40	1:15.33	1:15.15	1:15.52	1:15.46	1:15.96				

---

### 72 Graham HILL

Lap	1	2	3	4	5	6	7	8	9	10
1	1:25.05	1:14.50	1:13.85	1:13.80	1:14.20	1:14.45	1:13.99	1:14.47	1:14.94	1:14.86
11	1:14.59	1:14.58	1:15.05	1:15.30	1:14.47	1:15.22				

---

### 80 Christian ENDERBY

Lap	1	2	3	4	5	6	7	8	9	10
1	1:21.05	1:14.55	1:13.97	1:14.04	1:13.61	1:14.07	1:14.09	1:13.68	1:13.75	1:14.00
11	1:13.78	1:14.16	1:14.66	1:15.27	1:14.98	1:13.43				

---

**95 Richard STABLES**

<b>Lap</b>	<b>1</b>	<b>2</b>	<b>3</b>	<b>4</b>	<b>5</b>	<b>6</b>	<b>7</b>	<b>8</b>	<b>9</b>	<b>10</b>
1	1:19.48	1:13.24	1:12.83	1:13.37	1:14.75	1:12.94	1:12.92	1:12.59	1:12.49	1:12.50
11	1:12.09	1:12.64	1:12.63	1:12.41	1:12.45	1:12.42				





## 2nd Best Qualifying Times

### 750MC Bike-Sports Championship

Pos	No	Cl	Name	Car	Time
1	60	B	Mike FIELD	Stohr DSR	1:11.40
2	95	A	Richard STABLES	Radical PR6	1:12.63
3	72	A	Graham HILL	Radical Prosport	1:13.97
4	80	B	Christian ENDERBY	Radical SR4	1:14.29
5	68	B	Shane PORTER	Radical SR4	1:15.11
6	41	A	Aaron BAILEY	Radical SR3	1:15.69
7	26	A	Anthony MAISEY	Radical SR3	1:16.31
8	25	A	James BREAKELL	Radical PR6	1:16.83
9	57	B	Oliver COX	Radical SR4	1:18.42
10	24	C	Alan WILSHIRE	Radical Clubsport	1:19.22
11	32	A	Graham READ	JKS SRC 10	1:19.25


30 Jul 11 09:41

Clerk of Course:


Time Issued:

Chief Timekeeper:

THESE RESULTS REMAIN PROVISIONAL FOR A MINIMUM OF 30 MINUTES FROM THE TIME OF ISSUE



# RACE GRID



## 750MC Bike-Sports Championship

### Race 10

ROW 6		<b>32</b> 01:19.250 Graham READ		
		11		12
ROW 5	<b>57</b> 01:18.420 Oliver COX		<b>24</b> 01:19.220 Alan WILSHIRE	
	9		10	
ROW 4		<b>26</b> 01:16.310 Anthony MAISEY		<b>25</b> 01:16.830 James BREAKELL
		7		8
ROW 3	<b>68</b> 01:15.110 Shane PORTER		<b>41</b> 01:15.690 Aaron BAILEY	
	5		6	
ROW 2		<b>72</b> 01:13.970 Graham HILL		<b>80</b> 01:14.290 Christian ENDERBY
		3		4
ROW 1	<b>60</b> 01:11.400 Mike FIELD		<b>95</b> 01:12.630 Richard STABLES	
	1		2	
	<b>POLE</b>			



## Provisional Results - Race 10

### 750MC Bike-Sports Championship

PI	No	Cl	Name	Car	Laps	Time	Behind	MPH	Best Lap on	MPH
1	80	B	Christian ENDERBY	Radical SR4	16	19:56.16		96.31	1:13.48	10 97.99
2	95	A	Richard STABLES	Radical PR6	16	19:57.92	1.76	96.17	1:13.43	12 98.05
3	41	A	Aaron BAILEY	Radical SR3	16	20:18.67	22.51	94.53	1:14.76	11 96.31
4	26	A	Anthony MAISEY	Radical SR3	16	20:26.32	30.16	93.94	1:15.02	7 95.97
5	72	A	Graham HILL	Radical Prosport	16	20:35.68	39.52	93.23	1:15.02	4 95.97
6	68	B	Shane PORTER	Radical SR4	16	20:50.73	54.57	92.11	1:16.45	15 94.18
7	57	B	Oliver COX	Radical SR4	15	19:58.25	1 Lap	90.13	1:16.99	14 93.52
8	24	C	Alan WILSHIRE	Radical Clubsport	15	19:59.11	1 Lap	90.07	1:18.21	13 92.06
<b><u>Not-Classified</u></b>										
	60	A	Mike FIELD	Stohr DSR	6	7:33.54	DNF	95.25	1:13.45	2 98.03
	25	A	James BREAKELL	Radical PR6	6	7:34.19	DNF	95.11	1:13.96	6 97.35
<b><u>Non-Starters</u></b>										
	32	A	Graham READ	JKS SRC 10						
<b><u>Fastest Lap</u></b>										
	95	A	Richard STABLES	Radical PR6					1:13.43	12 98.05
	80	B	Christian ENDERBY	Radical SR4					1:13.48	10 97.99
	24	C	Alan WILSHIRE	Radical Clubsport					1:18.21	13 92.06

Weather / Track: Bright / Dry

Start Time : 17:40

Snetterton 200

30 Jul 11 18:00

Clerk of Course :	Time Issued :	Chief Timekeeper : Terry Stevens
-------------------	---------------	----------------------------------

THESE RESULTS REMAIN PROVISIONAL FOR A MINIMUM OF 30 MINUTES FROM THE TIME OF ISSUE AND UNTIL ALL JUDICIAL AND TECHNICAL MATTERS HAVE BEEN SETTLED.

Results produced on HS Sports Timing and Results Systems

# Lap Chart

## 750MC Bike-Sports Championship - Race 10

Lap 1		Lap 2		Lap 3		Lap 4		Lap 5		Lap 6		Lap 7		Lap 8		Lap 9		Lap 10	
No	Time	No	Time	No	Time	No	Time	No	Time	No	Time	No	Time	No	Time	No	Time	No	Time
80	1:20.79	80	2:35.00	80	3:49.26	80	5:03.69	80	6:18.55	80	7:33.53	80	8:48.20	80	10:02.67	80	11:16.90	80	12:30.38
60	1:22.02	60	2:35.47	60	3:49.75	60	5:04.01	60	6:18.96	60	7:33.54	95	8:49.55	95	10:03.11	95	11:17.36	95	12:30.86
72	1:22.07	25	2:37.51	25	3:51.57	25	5:06.03	25	6:20.23	25	7:34.19	72	8:57.40	72	10:13.29	72	11:29.06	72	12:45.04
25	1:22.63	72	2:38.23	72	3:53.72	72	5:08.74	95	6:22.30	95	7:35.93	41	9:01.57	41	10:16.84	41	11:31.96	41	12:46.86
26	1:24.74	26	2:40.98	95	3:55.03	95	5:08.75	72	6:24.38	72	7:39.67	26	9:02.07	26	10:17.94	26	11:33.77	26	12:49.27
41	1:25.44	95	2:41.01	26	3:57.59	26	5:14.00	26	6:30.61	41	7:46.55	68	9:17.80	68	10:34.99	68	11:51.49	68	13:08.59
95	1:26.85	41	2:41.98	41	3:57.94	41	5:14.34	41	6:30.87	26	7:47.05	24	9:27.21	24	10:45.95	24	12:05.35	57	13:24.55
24	1:29.12	24	2:48.54	24	4:08.86	68	5:26.44	68	6:42.92	68	8:00.46	57	9:27.80	57	10:46.38	57	12:05.55	24	13:24.75
68	1:29.59	68	2:49.17	68	4:08.89	24	5:28.36	24	6:47.99	24	8:07.45								
57	1:30.53	57	2:50.76	57	4:10.64	57	5:29.57	57	6:48.33	57	8:07.84								

# Lap Chart

## 750MC Bike-Sports Championship - Race 10

Lap 11		Lap 12		Lap 13		Lap 14		Lap 15		Lap 16		Lap 17		Lap 18		Lap 19		Lap 20	
No	Time	No	Time	No	Time	No	Time	No	Time	No	Time	No	Time	No	Time	No	Time	No	Time
80	13:44.78	80	14:58.60	80	16:12.69	80	17:27.13	80	18:42.15	80	19:56.16								
95	13:45.58	95	14:59.01	95	16:12.93	95	17:27.30	95	18:42.50	95	19:57.92								
72	14:00.43	72	15:15.93	72	16:31.30	72	17:46.39	72	19:01.62	57	19:58.25 *1								
41	14:01.62	41	15:16.51	41	16:32.00	41	17:47.28	41	19:02.37	24	19:59.11 *1								
26	14:05.03	26	15:20.42	26	16:36.27	26	17:52.35	26	19:08.59	41	20:18.67								
68	14:25.57	68	15:42.49	68	16:59.79	68	18:16.78	68	19:33.23	26	20:26.32								
24	14:44.23	24	16:02.77	24	17:20.98	57	18:38.97			72	20:35.68								
57	14:45.19	57	16:03.12	57	17:21.98	24	18:40.03			68	20:50.73								

# 750MC Bike-Sports Championship

## LAP TIMES - Race 10

---

**24 Alan WILSHIRE**

Lap	1	2	3	4	5	6	7	8	9	10
1	1:29.12	1:19.42	1:20.32	1:19.50	1:19.63	1:19.46	1:19.76	1:18.74	1:19.40	1:19.40
11	1:19.48	1:18.54	1:18.21	1:19.05	1:19.08					

---

**25 James BREAKELL**

Lap	1	2	3	4	5	6	7	8	9	10
1	1:22.63	1:14.88	1:14.06	1:14.46	1:14.20	1:13.96				

---

**26 Anthony MAISEY**

Lap	1	2	3	4	5	6	7	8	9	10
1	1:24.74	1:16.24	1:16.61	1:16.41	1:16.61	1:16.44	1:15.02	1:15.87	1:15.83	1:15.50
11	1:15.76	1:15.39	1:15.85	1:16.08	1:16.24	1:17.73				

---

**41 Aaron BAILEY**

Lap	1	2	3	4	5	6	7	8	9	10
1	1:25.44	1:16.54	1:15.96	1:16.40	1:16.53	1:15.68	1:15.02	1:15.27	1:15.12	1:14.90
11	1:14.76	1:14.89	1:15.49	1:15.28	1:15.09	1:16.30				

---

**57 Oliver COX**

Lap	1	2	3	4	5	6	7	8	9	10
1	1:30.53	1:20.23	1:19.88	1:18.93	1:18.76	1:19.51	1:19.96	1:18.58	1:19.17	1:19.00
11	1:20.64	1:17.93	1:18.86	1:16.99	1:19.28					

---

**60 Mike FIELD**

Lap	1	2	3	4	5	6	7	8	9	10
1	1:22.02	1:13.45	1:14.28	1:14.26	1:14.95	1:14.58				

---

**68 Shane PORTER**

Lap	1	2	3	4	5	6	7	8	9	10
1	1:29.59	1:19.58	1:19.72	1:17.55	1:16.48	1:17.54	1:17.34	1:17.19	1:16.50	1:17.10
11	1:16.98	1:16.92	1:17.30	1:16.99	1:16.45	1:17.50				

---

**72 Graham HILL**

Lap	1	2	3	4	5	6	7	8	9	10
1	1:22.07	1:16.16	1:15.49	1:15.02	1:15.64	1:15.29	1:17.73	1:15.89	1:15.77	1:15.98
11	1:15.39	1:15.50	1:15.37	1:15.09	1:15.23	1:34.06				

---

**80 Christian ENDERBY**

Lap	1	2	3	4	5	6	7	8	9	10
1	1:20.79	1:14.21	1:14.26	1:14.43	1:14.86	1:14.98	1:14.67	1:14.47	1:14.23	1:13.48
11	1:14.40	1:13.82	1:14.09	1:14.44	1:15.02	1:14.01				

---

**95 Richard STABLES**

Lap	1	2	3	4	5	6	7	8	9	10
1	1:26.85	1:14.16	1:14.02	1:13.72	1:13.55	1:13.63	1:13.62	1:13.56	1:14.25	1:13.50
11	1:14.72	1:13.43	1:13.92	1:14.37	1:15.20	1:15.42				