



Drivers' Briefing

Croft

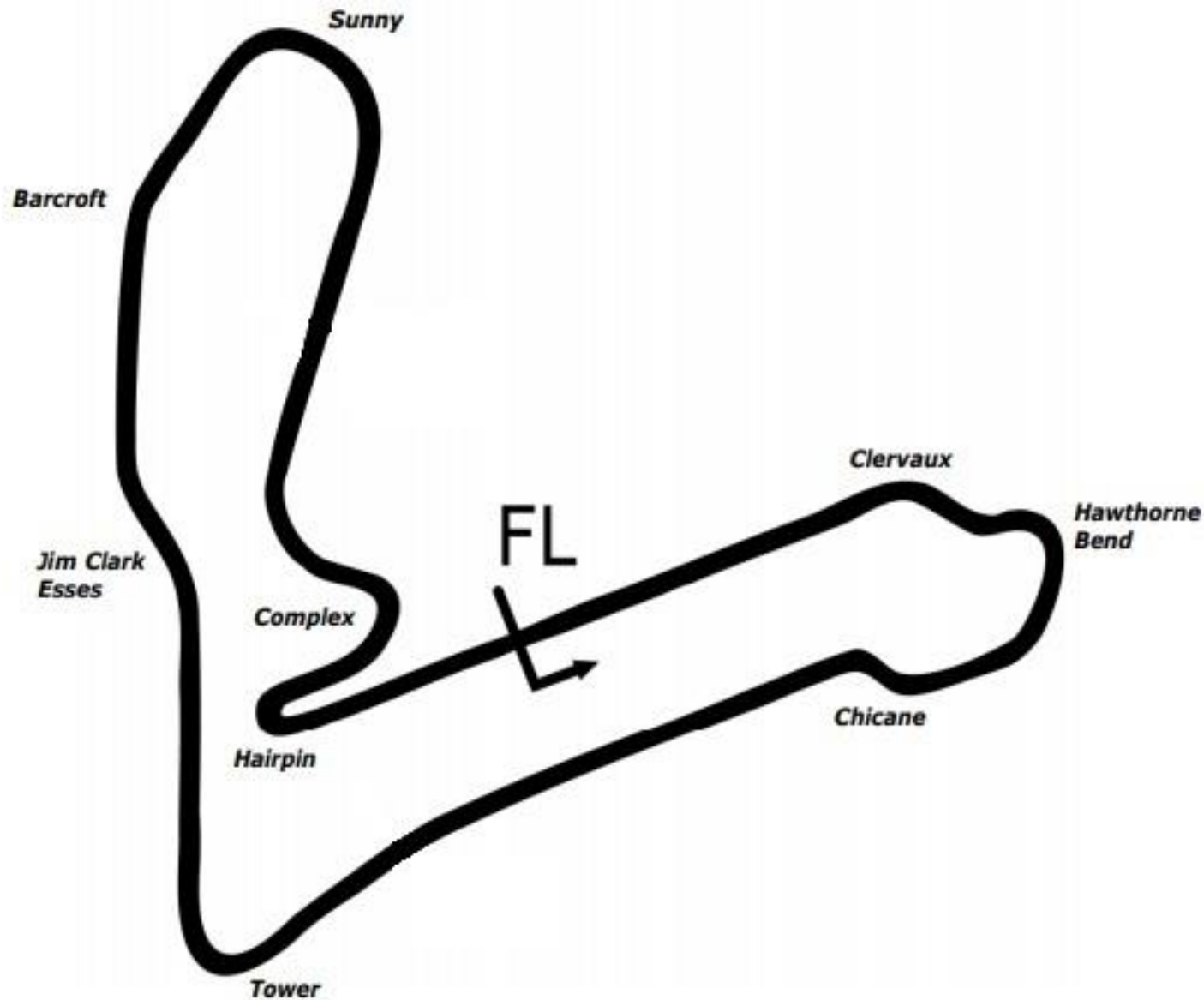


General

- Please remember to read the Final Instructions and any other instructions for your championship or series
- Please also ensure you comply with the COVID-19 guidance around the circuit, wear your facemasks in all buildings, the Pitlane, Garages and Assembly area and whenever you are unable to maintain 2m physical distancing
- Please be ready and listen to announcements in the Paddock
- Ensure that you have nominated your team personnel and completed all pre-event sign-on declarations prior to arriving at the venue



Track Layout – 2.125 miles / 3,419.9m



Qualifying

- Please be ready fifteen minutes before your session. All cars will be noise tested prior to their first session on the circuit
- Cars will be released directly onto the circuit from either the Assembly Area or Pit Lane
- Each driver MUST get three timed laps completed
- If we have to RED flag in Qualifying we will need you to return to the PIT LANE
- End of the track session, please complete a slowing down lap, exit the circuit at the Pit entry and proceed to Parc Fermé or the Paddock as directed by marshals



Pit Lane exit



Respect the marshals instructions at the Pit Exit

Observe 60kph speed limit until after you pass the boards



Pit Lane exit



Keep left and
join the track
with caution
when exiting
the Pit Lane



Pit lane entry




Keep left and give a clear signal if you are entering the Pitlane
OBEY the 60kph Pitlane Speed Limit



Yellow Flag:

- SLOW DOWN
- NO OVERTAKING
- MUST BE OBSERVED
- No overtaking until after the Green Flag at the next post
- NOT SEEING IS NO EXCUSE
- PENALTY possible DISQUALIFICATION



Red Flag:

- Stop racing
- No overtaking
- Qualifying: Return to Pit Lane
- Race: Return to Start Line
- Or as directed by Marshals



Signaling area




On the Start line the following flags may be shown

The Black, Black and White, Black and Orange and Drive Through board will also be displayed with a car number – please obey this instruction if shown for your car.



Timing Control, Start & Finish Line



Pole position is on the
RIGHT



Race (Standing start – PFfc, DDMC & Alfa Romeo)

- From the Assembly Area / Pitlane you will be released to complete a lap of the circuit to the Grid
- When all cars are positioned on the Grid, a 1-minute & 30-second boards will be displayed
- A green flag will be waved signalling the start of the 'Green Flag' formation lap
- At the end of this lap return to the grid and stop in your grid position. When the grid is complete a 5-second board will be displayed
- The red start lights will be switched on, and then at some time between 2-7secs the red lights will switch off – signalling the start of the race
- In the case of starting lights failure, the Union flag will be used instead
- No team personnel are allowed on the pit wall for the start of the race



Race (Rolling start - FCRS)

- From the Pitlane you will be released to complete a lap of the circuit to the Grid
- When all cars are positioned on the Grid, a 1-minute & 30-second boards will be displayed
- A green flag will be waved signalling the start of the 'Green Flag' formation lap, led by the Safety Car
- At the end of this lap the Safety Car will enter the Pitlane. The red start lights will be switched on
- Cars should maintain 2 x 2 formation and progressively accelerate to between 70kph and 90kph
- The red start lights will switch off – signalling the start of the race
- If the start is aborted, the red start lights will remain ON and yellow flags will be displayed at all marshals posts. The pole sitter is responsible for controlling the pace for an additional formation lap. The race time will begin at the end of the first formation lap.
- In the case of starting lights failure, the Union flag will be used instead
- No team personnel are allowed on the pit wall for the start of the race



Track limits

Track limits will be monitored by Judges of Fact and penalties issued for exceeding track limits during practice, qualifying and race sessions.

In particular drivers will be reported for making contact with floppy markers and/or driving beyond the painted areas at Turn 3 (Hawthorne Bend)




Chicane

If you overshoot the Chicane, you must continue and rejoin safely without gaining any lasting time or position advantage. Any advantage gained must be given back before Tower Corner.



SAFETY CAR DEPLOYED



**SLOW DOWN AND
NO OVERTAKING**



SAFETY CAR IN



RESTART

NO OVERTAKING BEFORE THE CONTROL LINE



Safety on Track

- If you need help on track please try to stop in a SAFE place near a marshals post
- If the car is in a safe place, get out of the car and over the barrier and to a place of safety
- If you remain in the car give the thumbs up to marshals if you are okay



Driving standards

- Remember this is a **NON-CONTACT sport**
- You need to be aware of all other cars around you at all times
- Make sure the overtake can be completed without contact
- Contact is expensive and potentially dangerous
- Reported incidents will be investigated and judicial action may be taken
- You may **Only Change Direction Once** in front of the pursuing car, that is to say you can only move left or right in front of the car, not both.
- **Pushing or Squeezing** competitors off the track is strictly forbidden i.e. reducing the available track width to less than a car's width.



Judicial

- You may lodge a protest with the Clerk of the Course contactable on the race telephone number published in the Final Instructions
- If you are requested to attend a race investigation with the Clerk of the Course please come along with any video evidence ready to be reviewed. Please ensure you comply with physical distancing at all times and wear a face mask.



Marshals

Please respect the marshals and remember to give them a wave on the slowing down lap to show your appreciation





Have a good race!

