



SILVERSTONE GP – CLUB ENDURO OFFICIAL BULLETIN

Access / Sign-On:

For those of you NOT racing in Roadsports on Saturday, access to the pit garages will be from approximately 6.00pm on Saturday the 31st of May. If you are testing on Friday or plan on arriving prior to 6pm please park in the area marked "750MC" as per the Event [Paddock Plan](#). Even though, this weekend is an HSCC run event, signing on needs to be done electronically in advance of the meeting via the usual [750 Motor Club RevUp entry portal](#).

Garages:

Garages have been allocated according to the [Garage Plan](#). Due to the size of the entry garages are to be shared by a minimum of 3 cars. If you would rather setup in the paddock, please use the area marked "750MC" as per the event [Paddock Plan](#) where there will be ample space. If you are setup in the Paddock, for qualifying and the race please use the space outside garages 1 to 19 in the pitlane for making your pitstops.

Scrutineering:

There is the requirement to physically scrutineer 25% of the cars at this event, the cars that have been selected for pre-event scrutineering are as follows:

15 (A. Dyer / A. Foden), 20 (V. Pipiras), 24 (C. Hayes), 50 (M. Lee), 54 (A. Livesley / A. Bessell), 62 (L. Dendy-Sadler / A. Gay), 79 (L. Gauld), 183 (S. Cook), 341 (D. Griffin), 481 (E. Christie)

Cars selected for scrutineering may present themselves at the Scrutineering Bay between 3.00pm and 6.30pm on Friday the 30th May or on Sunday the 1st of June at 7.30am.

Qualifying:

Noise testing will take place in on entry into the Assembly Area. There will be a 25-minute qualifying session at 9.35am, for teams with two drivers both drivers must complete a minimum of 3 laps in the session. The grid will be formed by the best time set by each team in the qualifying session.

Briefing:

Please read this document carefully and any other relevant briefing notes that are placed on the online event noticeboard. There will also be a MANDATORY physical drivers briefing which will take place at 11.30am on Sunday in the Briefing Room (next to Garage #0), please inform a member of the 750MC Team of your starting driver at the briefing.

Weights:

All cars will need to display a minimum weight decal. These will be placed on cars by members of the 750MC team, with the minimum weight figure having been derived from the known/given power of the vehicle and the class entered. This must be displayed in both qualifying and the race. Failing to adhere to the weight can result in disqualification.

MINIMUM WEIGHT

Decals:


In addition to the Minimum Weight decals (see above) all cars must have the following stickers.

TEGIWA

Club Enduro



Championship

Small 750MC decal to be placed on dashboard in view of in-car camera



Coloured windscreen strip dependent on class (see below)

Sunstrip and numberplate positioning MUST take priority over any other personal sponsor decals




MANDATORY DECALS 2025

Front / Rear	1 x Class identification (rear)	2 x Club Enduro	2 x Maha
1 x Tegiwa sunstrip	SIDE	2 x Yokohama	2 x Race Car Radios
2 x Tegiwa numberplate	2 x 750 Motor Club	2 x PBS Brakes	2 x Jon Elsey Photography

Please ensure graphics are clearly visible and follow the plan as closely as possible.

Sunstrip exception will only be given to cars racing in another 750MC formula on the same race weekend.



Key for Club Enduro class colour coding

A

B

C

ing:

These will be available to collect from Race Admin and will be checked at scrutineering and in parc ferme, cars not displaying the correct decals after qualifying will be placed at the back of the grid.

Race Start:

The race will be a rolling start. The procedure is as follows:

Cars will be pre-gridded in the Assembly area, where the 1 minute and 30 second countdown boards will be shown, then the cars will be flagged away for the green flag lap behind the Pace Car. Cars should remain in their correct grid positions throughout the lap and avoid unnecessary weaving. At the completion of the Pace Lap, if the Clerk of the Course instructs the Pace Car to switch off its lights and enter the pit lane then the pole position car will assume the role of Pace Car until the gantry lights are switched out. This will signify the start of the race.

Any cars accelerating or holding back before the start may be penalised for being out of position at the start. Whilst on the Pace Lap only, the Clerk of the Course may decide that the formation is not satisfactory and may then abort the start by not extinguishing the gantry lights. The Clerk of the Course will then instruct the Pace Car to do a further lap. If after that lap the Clerk of the Course is still not satisfied, the cars must return to the start line behind the Pace Car which will still have its roof lights on. A decision will then be made as to when to attempt a further re-run of the start. The race duration counts down from the time of the first attempted start. Any aborted starts will therefore reduce race duration.

Pitstops:

ALL Teams must make at least **ONE** mandatory 3 minute pitstop during the race.

Teams may not make a mandatory pitstop in either the first 30 minutes of the race or the final 15 minutes, nor may they be taken under Safety Car Conditions. If a vehicle is already in the pitlane when Safety Car Boards and Flags are deployed, it will be permitted to complete its pitstop but WILL be held at the end of the pitlane until the Safety Car and associated 'train' of cars has passed the start/finish line prior to being released back onto the track.

Any additional pitstops involving refuelling will require a minimum of 3 minutes stationary, irrespective of whether or not the mandatory 3 minute stop has already been completed. Other additional stops i.e. for minor maintenance, checks, driver changes etc need not be 3 minutes in duration.

DUE TO THE NUMBER OF CARS RACING ALL CARS MUST PARK AT A 45 DEGREE ANGLE WITH THE FRONT OF THE CAR FACING TOWARDS THE PIT GARAGES. THIS APPLIES TO ALL PIT STOPS, ONCE A STOP IS COMPLETE THE CAR MUST BE PUSHED BACK BY TEAM MEMBERS (MAXIMUM 4 PEOPLE) EXERCISING AN APPROPRIATE LEVEL OF CAUTION. DURING THE RACE FAILURE TO ADHERE TO THIS WILL RESULT IN A 1 MINUTE STOP & GO PENALTY FOR EACH OFFENCE.

TO ASSIST IN AVOIDING CONGESTION AND INCIDENTS IN THE PITLANE TEAMS ARE STRONGLY ENCOURAGED TO MAKE FULL USE OF THE PITLANE INCLUDING THE SPACE OUTSIDE OF GARAGES 1 TO 19 & 32 TO 39.

The speed limit for the Pits is 60kph (38mph)and we do have a Speed Gun!!!

Contravention of these speed limits will lead to Stop/Go penalties (see Club Enduro regulation 4.2). Any team re-offending may incur further penalties up to and including disqualification from the event. It is not permitted for a car to reverse in the pit lane under its own power. Should any need arise to reverse then the car must be pushed into position. Reversing a car under its own power is considered dangerous and penalties will reflect that.

Pit signalling on the pit wall is limited to two team personnel ONLY. The pit wall is the only place where signalling to drivers is permitted.

Refuelling: ALL TEAMS

The maximum amount of fuel which can be stored in any pit garage is 50 litres and must be stored in AAOil Tuff Jugs (or similar) or FIA Dry Break Refuelling dump churns. As a result, it is recommended that teams should store their fuel, including fuel in churns ready for

refuelling in the paddock and only bring it through the garage to the pitlane just before their pitstop. We would recommend that teams bring their fuel forward from the paddock no more than 2 laps prior to the scheduled stop in question.

The Team shall ensure that throughout the filling of the Tuff Jugs / Dump Churns, one person shall stand with a fire extinguisher at the ready. Any personnel filling the Tuff Jugs or on standby with a fire extinguisher MUST wear a safety suit in accordance with MOTORSPORT UK NCR Ch.9 Art. 3-4 and fire-resistant balaclava and gloves in accordance with FIA Regulations.

For teams competing in relay format refuelling in the pit lane is not permitted. For those competing with a single car, all refuelling must be done by means of a Tuff Jug fitted with a dry break coupling or an FIA dry break refuelling system (no rotary hand pumps or electric pumps)

Refuelling: SINGLE CAR TEAMS

All refuelling in the pitlane must be done in accordance with MOTORSPORT UK NCR Ch.12 App.11 Art.2

- a) The driver must be out of the car and the engine must be stopped
- b) No work may be carried out on the car whilst refuelling is taking place
- c) It is recommended that any work is carried out prior to refuelling the car thereby allowing hot areas e.g brakes, to cool before refuelling takes place.
- d) It is recommended that the end of the exhaust and the rear wheel/brake assembly is covered by something fire retardant, especially if it is on the same side or in close proximity to the fuel filler.
- e) The Team shall ensure that throughout refuelling one person shall stand by the car with a fire extinguisher at the ready.
- f) Any personnel refuelling the vehicle or on standby with a fire extinguisher during a pitstop must wear a safety suit in accordance with MOTORSPORT UK NCR Ch.9 Art. 3-4 and fire resistant balaclava and gloves in accordance with FIA Regulations. Note: This may be one or more of the drivers of the car (outgoing driver preferably) & we recommend that the refuellers eyes are protected with goggles, safety glasses or a helmet with visor.
- g) It is not permitted to use circuit fire extinguishers for refuelling cover purposes. Teams must supply their own extinguishers.
- h) Each car may only take on a maximum of 50 litres of fuel at each pit stop (2.5 x Tuff Jugs) or (2 x ATL FIA Fuel Churns)
- i) Refuelling must be done using churns with a self-seal connection and closed loop breathing system refuelling system. Tuff jugs may be modified to fit a suitable breathing system but may not vent to atmosphere. (Pictures below are for illustrative purposes.)



Penalties: As follows:

Offence	Qualifying	Race
Excess speed in pitlane	Black Flag	Stop & Go, 2 seconds for each kph over the limit
Overtaking under a yellow flag	Black Flag	Stop & Go for a minimum of 2 minutes
Overtaking under Safety Car conditions	Black Flag	Stop & Go for a minimum of 1 minute
False start		Stop & Go
Failure to respect starting positions		Stop & Go
Wrong direction in pitlane	Disqualification of Driver	Disqualification of Driver
More than 3 laps under black flag without stopping	Disqualification of Driver, which may attract licence points.	Disqualification of Driver which may attract licence points, 2 lap deduction applied to the team at the end of the race.
Refuelling in a manner incompatible with general safety, i.e. with a driver still in the car		2 lap deduction to be applied to the team at the end of the race.
Making a mandatory (within the time window) pitstop of less than 3 minutes in duration		3 lap deduction to be applied to the team at the end of the race.
Not making a mandatory pitstop (within the time window)		5 lap deduction applied at the end of the race.
Not stopping in the pits at 45 degrees or not being pushed back when the stop is complete	Black Flag	Stop & Go for 1 minute
Unsafe release from a pitstop	Black Flag	Stop & Go for 1 minute
"Pro Driver" stop & go penalty of 30 seconds not being taken.		2 lap deduction to be applied to the team at the end of the race.
Relay teams having two cars on track at the same time.	Black Flag	For each lap where two cars are circulating the team will be docked 2 laps
Exceeding track limits	Black Flag after third report	Second report: Black & white warning flag Next Report: Five second time penalty Next report: Ten second time penalty Next Report: Drive Through Penalty Next Report: Black Flag (Disqualification of Driver which may attract licence points)

Success Penalties:

CLASS A: #89 S. Parkin +30secs, #23 C. Bialan / S. Mason +20secs, #88 J. Williams +10secs

CLASS B: #8 M. Tidmarsh / C. Webster +30secs, #83 W. Puttergill/C. Nylan +20secs, #13 M. Faizey +10secs

CLASS C: #63 O. Harris / J. Collins +30secs, #66 J. Hayes / P. Subbiani +20secs, #171 S. Osman / J. Halse +10secs

Pro-Driver Penalties:

As per Championship Regulation 3.6 the following teams must serve an additional 30 second 'Stop & Go' penalty, this may not be taken under Safety Car Conditions.

N/A

Pit to Car Radio:

For teams using pit to car radio, licences must be in place as per MOTORSPORT UK NCR Ch.12 App.4 Art. 4.12, mobile phones and tablets are not permitted to be carried in car.

Safety Car:

The Safety Car will be brought into operation to neutralise a race upon the sole decision of the Clerk of the Course. On the order from the Clerk of the Course, the Safety Car will join the circuit from the pit lane with its flashing lights on, regardless of where the race leader is. When the order is given to deploy the Safety Car a waved yellow flag and 'SC' board will be displayed at the start/finish line. The waved yellow flags and 'SC' boards will flow around the circuit in both directions, as an adjacent post displays both their waved yellow flag and 'SC' board. Flashing yellow lights may also be used at the startline and at other points around the circuit.

All competing cars, when notified of the Safety Car intervention (by the flag signals, 'SC' boards, or by any other means) will reduce speed and line up behind the Safety Car, no more than 5 car lengths apart, and maintaining the same speed as it. Overtaking or overlapping of any other competing car during a Safety Car intervention is forbidden. Overtaking of a Safety Car is forbidden unless the particular competitor concerned is signalled to overtake the Safety Car by the observer in the Safety Car.

When ordered to do so by the Clerk of the Course, the observer in the Safety Car will wave past any cars between the Safety Car and the race leader. These cars will continue at reduced speed and without overtaking until they reach the line of cars behind the Safety Car.

While the safety car is in operation, competing cars may enter the pit lane, but may only re-join the track when signalled to do so and not when the safety car and the line of cars following it are about to pass or are passing the pit exit. A car re-joining the track must proceed at an appropriate speed until it reaches the end of the line of cars behind the Safety Car. The Safety Car will remain in operation until at least the majority of competing cars on the circuit are lined up behind it.

When the Clerk of the Course calls in the Safety Car it will extinguish the yellow/amber flashing lights prior to exiting the circuit. As the Safety Car is approaching the pit entry, the green flag will be displayed at the start/finish line and the 'SC' board withdrawn. Following this display of the start signal yellow flags and 'SC' boards at the marshals posts will be withdrawn and be replaced with a waved green flag for one lap. Cars must not overtake until they have passed the start / finish line.

Awards:

Trophies will be awarded to 1st/2nd & 3rd in each class plus 1st, 2nd and 3rd to competitors eligible for the Clubman Cup.

There will be a prize giving at the podium outside the Briefing Room, approximately 30 minutes after the end of the race.

A handwritten signature in black ink, appearing to be 'M. J. ...', located at the bottom right of the page.