



CALM All Porsche Trophy Qualifying 2

Pl	No	Cl	Name	Car	Laps	Time on Lap	Behind	MPH
1	165	SP1	Warren ALLEN	Porsche Cayman	8	2:08.89	6	82.93
2	47	SP1	James COLEMAN	Porsche Cayman	7	2:09.67	2	82.43
3	7	SP2	Christian WALKER	Porsche Boxster S	9	2:11.59	9	81.23
4	15	SP2	Dominic McGEE/Colin TESTER	Porsche Boxster S	8	2:11.85	3	81.06
5	5	SP2	Jon WALKER	Porsche Boxster S	8	2:11.99	8	80.98
6	90	SP3	Roger COY/Callum LOCKIE	Porsche 968	8	2:12.44	6	80.70
7	50	SP2	Lucas HUTCHINGS	Porsche Boxster S	8	2:12.74	5	80.52
8	25	SP2	Jamie McHUGH	Porsche Boxster S	9	2:13.60	8	80.00
9	80	SP2	James CALEY/Bill CALEY	Porsche Boxster S	8	2:14.46	3	79.49
10	44	SP2	Sam CALLAHAN	Porsche Boxster S	8	2:14.60	4	79.41
11	40	SP2	James HARVEY/Daniel SILVESTER	Porsche Boxster S	7	2:14.89	3	79.24
12	661	SP1	Andrew DUCE/Richard NEALL	Porsche Boxster	8	2:15.94	5	78.63
13	46	SP2	Garry GOODWIN/Michael GOODWIN	Porsche Boxster S	8	2:16.00	8	78.59
14	35	SP3	Daniel CREGO/Alvaro CREGO	Porsche 968 Club Sport	7	2:16.04	7	78.57
15	56	SP3	Thomas McHUGH	Porsche 944 S2	9	2:17.33	5	77.83
16	72	SP2	James BRODIE	Porsche Boxster S	9	2:17.36	9	77.81
17	3	SP2	Fernando GETINO/Gary MARTIN	Porsche Boxster	7	2:20.69	2	75.97
18	60	SP2	Mark CALLAHAN	Porsche Boxster S	6	2:21.38	6	75.60
19	20	SP3	Rich GRAVESTOCK	Porsche 944 S2	7	2:22.55	5	74.98
20	30	SP3	Clayton SAMPSON/Edward SAMPSON	Porsche 968 Sport	8	2:22.71	8	74.90
21	23	SP1	Stuart INGS	Porsche 944 S2	7	2:23.37	7	74.55
22	28	SP2	Andy BAKER/Lee KETTERIDGE	Porsche Boxster S	7	2:24.36	7	74.04
23	155	SP4	Stephen POTTS	Porsche 924	8	2:29.68	8	71.41
24	1	SP1	Paul HICKS/Trevor BALE	Porsche Cayman	7	2:32.02	3	70.31
25	115	SP4	Philip WATERS/Karl ROSSIN	Porsche 924	7	2:32.14	2	70.25
26	36	SP4	Hugh PEART	Porsche 924	7	2:32.48	7	70.10
27	42	SP4	Darren CONSTANT	Porsche 924	7	2:34.89	6	69.01
28	21	SP4	Andy WHITING	Porsche 924S	7	2:37.76	6	67.75
29	903	INV	Kenn VAN HAUEN	Porsche 911	5	2:41.90	2	66.02

Not-Seen

99 SP2 Graham HEARD Porsche Boxster S

Laps removed for track limits violations: 25 x 2; 5, 42 & 60 x1

Weather / Track:

Start Time : 09:24

Snetterton 300

12 Aug 23 09:52

Clerk of Course :	Time Issued :	Chief Timekeeper : Terry Stevens
-------------------	---------------	----------------------------------

THESE RESULTS REMAIN PROVISIONAL FOR A MINIMUM OF 30 MINUTES FROM THE TIME OF ISSUE AND UNTIL ALL JUDICIAL AND TECHNICAL MATTERS HAVE BEEN SETTLED.



CALM All Porsche Trophy

LAP TIMES - Qualifying 2

1	Paul HICKS										
	Lap	1	2	3	4	5	6	7	8	9	10
	1	2:42.32	2:38.97	2:32.02	4:42.58	2:43.83	2:34.77	2:39.54			
3	Fernando GETINO										
	Lap	1	2	3	4	5	6	7	8	9	10
	1	2:26.89	2:20.69	2:22.26	4:47.54	2:35.52	2:30.82	2:31.68			
5	Jon WALKER										
	Lap	1	2	3	4	5	6	7	8	9	10
	1	2:26.53	2:14.62	2:18.23	2:12.28	2:12.39	2:37.65	2:26.89	2:11.99		
7	Christian WALKER										
	Lap	1	2	3	4	5	6	7	8	9	10
	1	2:28.93	2:14.76	2:13.37	2:13.16	2:12.14	2:14.30	2:17.43	2:14.19	2:11.59	
15	Dominic McGEE										
	Lap	1	2	3	4	5	6	7	8	9	10
	1	2:29.76	2:14.79	2:11.85	4:38.18	2:31.05	2:21.88	2:17.91	2:17.94		
20	Rich GRAVESTOCK										
	Lap	1	2	3	4	5	6	7	8	9	10
	1	2:50.25	2:25.65	2:23.27	2:27.39	2:22.55	2:23.42	3:13.25			
21	Andy WHITING										
	Lap	1	2	3	4	5	6	7	8	9	10
	1	3:10.86	2:50.30	2:48.05	2:44.79	2:41.75	2:37.76	2:41.69			
23	Stuart INGS										
	Lap	1	2	3	4	5	6	7	8	9	10
	1	3:01.26	2:38.17	2:29.53	2:25.82	2:23.88	2:31.08	2:23.37			
25	Jamie McHUGH										
	Lap	1	2	3	4	5	6	7	8	9	10
	1	2:24.50	2:14.78	2:15.62	2:15.19	2:13.70	2:16.06	2:14.68	2:13.60	2:15.01	
28	Andy BAKER										
	Lap	1	2	3	4	5	6	7	8	9	10
	1	2:39.15	2:27.68	2:26.38	2:27.85	4:39.83	2:32.91	2:24.36			
30	Clayton SAMPSON										
	Lap	1	2	3	4	5	6	7	8	9	10
	1	2:35.42	2:27.93	2:25.74	3:47.57	2:26.60	2:25.27	2:26.31	2:22.71		
35	Daniel CREGO										
	Lap	1	2	3	4	5	6	7	8	9	10
	1	2:46.24	2:42.08	4:56.49	2:26.23	2:23.31	2:18.08	2:16.04			
36	Hugh PEART										
	Lap	1	2	3	4	5	6	7	8	9	10
	1	3:24.12	2:59.03	2:41.65	2:34.72	2:40.32	2:37.35	2:32.48			

40	James HARVEY										
	Lap	1	2	3	4	5	6	7	8	9	10
	1	2:27.78	2:15.97	2:14.89	5:47.40	2:29.07	2:21.92	2:21.24			
42	Darren CONSTANT										
	Lap	1	2	3	4	5	6	7	8	9	10
	1	2:51.62	4:16.46	2:46.17	2:37.91	2:38.73	2:34.89	2:36.48			
44	Sam CALLAHAN										
	Lap	1	2	3	4	5	6	7	8	9	10
	1	2:38.54	2:16.64	2:17.37	2:14.60	2:24.47	2:15.12	2:15.08	2:20.16		
46	Garry GOODWIN										
	Lap	1	2	3	4	5	6	7	8	9	10
	1	2:37.62	2:24.43	4:08.82	2:23.34	2:16.57	2:16.12	2:19.31	2:16.00		
47	James COLEMAN										
	Lap	1	2	3	4	5	6	7	8	9	10
	1	2:27.77	2:09.67	2:18.05	2:23.41	3:53.16	2:20.38	2:15.60			
50	Lucas HUTCHINGS										
	Lap	1	2	3	4	5	6	7	8	9	10
	1	2:24.15	2:15.12	2:13.22	2:13.06	2:12.74	2:15.99	3:45.99	2:17.99		
56	Thomas McHUGH										
	Lap	1	2	3	4	5	6	7	8	9	10
	1	2:28.59	2:22.26	2:19.97	2:24.42	2:17.33	2:18.89	2:19.43	2:17.96	2:20.01	
60	Mark CALLAHAN										
	Lap	1	2	3	4	5	6	7	8	9	10
	1	2:45.40	2:25.65	2:24.42	2:25.26	2:24.04	2:21.38				
72	James BRODIE										
	Lap	1	2	3	4	5	6	7	8	9	10
	1	2:27.54	2:24.36	2:18.75	2:19.18	2:20.23	2:29.05	2:17.78	2:22.69	2:17.36	
80	James CALEY										
	Lap	1	2	3	4	5	6	7	8	9	10
	1	2:34.60	2:17.22	2:14.46	4:11.48	2:29.14	2:16.95	2:16.98	2:15.21		
90	Roger COY										
	Lap	1	2	3	4	5	6	7	8	9	10
	1	2:30.01	2:21.67	2:20.08	4:29.54	2:24.25	2:12.44	2:20.05	2:18.99		
115	Philip WATERS										
	Lap	1	2	3	4	5	6	7	8	9	10
	1	2:51.50	2:32.14	4:13.22	2:44.56	2:35.57	2:39.09	2:35.59			
155	Stephen POTTS										
	Lap	1	2	3	4	5	6	7	8	9	10
	1	2:44.63	2:41.55	2:34.74	2:33.81	2:33.82	2:37.27	2:33.94	2:29.68		
165	Warren ALLEN										
	Lap	1	2	3	4	5	6	7	8	9	10
	1	2:17.03	2:10.73	2:11.58	3:45.11	2:12.39	2:08.89	2:09.09	2:14.89		

661 Andrew DUCE

Lap	1	2	3	4	5	6	7	8	9	10
1	2:24.00	2:16.67	4:11.17	2:22.79	2:15.94	2:18.64	2:19.41	2:17.42		


903 Kenn VAN HAUEN

Lap	1	2	3	4	5	6	7	8	9	10
1	2:50.04	2:41.90	2:43.54	2:44.72	2:43.47					

Race 2
CALM All Porsche Trophy

ROW 16			
ROW 15	903 02:41.900 Kenn VAN HAUEN		
ROW 14		42 02:34.890 Darren CONSTANT	21 02:37.760 Andy WHITING
ROW 13	115 02:32.140 Philip WATERS		36 02:32.480 Hugh PEART
ROW 12		155 02:29.680 Stephen POTTS	1 02:32.020 Trevor BALE
ROW 11	23 02:23.370 Stuart INGS		28 02:24.360 Lee KETTERIDGE
ROW 10		20 02:22.550 Rich GRAVESTOCK	30 02:22.710 Clayton SAMPSON
ROW 9	3 02:20.690 Gary MARTIN		60 02:21.380 Mark CALLAHAN
ROW 8		56 02:17.330 Thomas McHUGH	72 02:17.360 James BRODIE
ROW 7	46 02:16.000 Michael GOODWIN		35 02:16.040 Alvaro CREGO
ROW 6		40 02:14.890 James HARVEY	661 02:15.940 Andrew DUCE
ROW 5	80 02:14.460 James CALEY		44 02:14.600 Sam CALLAHAN
ROW 4		50 02:12.740 Lucas HUTCHINGS	25 02:13.600 Jamie McHUGH
ROW 3	5 02:11.990 Jon WALKER		90 02:12.440 Roger COY
ROW 2		7 02:11.590 Christian WALKER	15 02:11.850 Dominic McGEE
ROW 1	165 02:08.890 Warren ALLEN		47 02:09.670 James COLEMAN

POLE





Provisional Results - Race 2

Pl	No	Cl	Name	Car	Laps	Time	Behind	MPH	Best Lap on	MPH	
1	47	SP1	James COLEMAN	Porsche Cayman	7	15:29.33		80.51	2:10.68	3	81.79
2	165	SP1	Warren ALLEN	Porsche Cayman	7	15:36.99	7.66	79.85	2:11.03	2	81.57
3	7	SP2	Christian WALKER	Porsche Boxster S	7	15:44.10	14.77	79.25	2:13.44	3	80.10
4	50	SP2	Lucas HUTCHINGS	Porsche Boxster S	7	15:46.23	16.90	79.07	2:12.93	4	80.41
5	25	SP2	Jamie McHUGH	Porsche Boxster S	7	15:46.69	17.36	79.03	2:12.41	6	80.72
6	40	SP2	Dan SILVESTER	Porsche Boxster S	7	15:57.69	28.36	78.12	2:14.51	5	79.46
7	661	SP1	Richard NEALL	Porsche Boxster	7	15:58.10	28.77	78.09	2:13.16	6	80.27
8	72	SP2	James BRODIE	Porsche Boxster S	7	16:10.43	41.10	77.10	2:16.52	6	78.29
9	80	SP2	James CALEY	Porsche Boxster S	7	16:14.54	45.21	76.77	2:14.97	6	79.19
10	44	SP2	Sam CALLAHAN	Porsche Boxster S	7	16:15.73	46.40	76.68	2:14.10	5	79.70
11	46	SP2	Michael GOODWIN	Porsche Boxster S	7	16:25.85	56.52	75.89	2:17.17	5	77.92
12	15	SP2	Dominic McGEE	Porsche Boxster S	7	16:26.12	56.79	75.87	2:18.29	4	77.29
13	90	SP3	Roger COY	Porsche 968	7	16:37.89	1:08.56	74.98	2:20.80	5	75.91
14	60	SP2	Mark CALLAHAN	Porsche Boxster S	7	16:42.10	1:12.77	74.66	2:20.31	7	76.18
15	56	SP3	Thomas McHUGH	Porsche 944 S2	7	16:42.49	1:13.16	74.63	2:19.46	7	76.64
16	30	SP3	Clayton SAMPSON	Porsche 968 Sport	7	17:17.91	1:48.58	72.09	2:24.58	6	73.93
17	3	SP2	Gary MARTIN	Porsche Boxster	7	17:19.03	1:49.70	72.01	2:26.05	6	73.18
18	20	SP3	Rich GRAVESTOCK	Porsche 944 S2	7	17:19.91	1:50.58	71.95	2:24.80	6	73.81
19	28	SP2	Lee KETTERIDGE	Porsche Boxster S	7	17:28.19	1:58.86	71.38	2:24.56	6	73.94
20	36	SP4	Hugh PEART	Porsche 924	7	17:41.53	2:12.20	70.48	2:27.69	6	72.37
21	115	SP4	Philip WATERS	Porsche 924	7	17:41.54	2:12.21	70.48	2:28.86	6	71.80
22	155	SP4	Stephen POTTS	Porsche 924	7	17:48.44	2:19.11	70.03	2:29.88	5	71.31
23	1	SP1	Trevor BALE	Porsche Cayman	6	15:53.81	1 Lap	67.24	2:34.94	3	68.98
24	35	SP3	Alvaro CREGO	Porsche 968 Club Sport	6	16:06.36	1 Lap	66.36	2:36.03	3	68.50
25	42	SP4	Darren CONSTANT	Porsche 924	6	16:08.26	1 Lap	66.23	2:39.28	4	67.10
26	21	SP4	Andy WHITING	Porsche 924S	6	16:10.07	1 Lap	66.11	2:37.03	5	68.07
27	903	INV	Kenn VAN HAUEN	Porsche 911	6	16:28.62	1 Lap	64.87	2:38.50	4	67.43

Not-Classified

5 SP2 Jon WALKER Porsche Boxster S 5 11:17.29 DNF 78.91 2:13.58 4 80.01

Non-Starters

23 SP1 Stuart INGS Porsche 944 S2

Fastest Lap

47	SP1	James COLEMAN	Porsche Cayman	2:10.68	3	81.79	Rec
25	SP2	Jamie McHUGH	Porsche Boxster S	2:12.41	6	80.72	Rec
56	SP3	Thomas McHUGH	Porsche 944 S2	2:19.46	7	76.64	
36	SP4	Hugh PEART	Porsche 924	2:27.69	6	72.37	Rec
903	INV	Kenn VAN HAUEN	Porsche 911	2:38.50	4	67.43	

#44 +10s Q12.21.4 Cuasing a collision

Weather / Track:

Start Time : 13:38

Snetterton 300

12 Aug 23 14:28

Clerk of Course :

Time Issued :

Chief Timekeeper : Terry Stevens

THESE RESULTS REMAIN PROVISIONAL FOR A MINIMUM OF 30 MINUTES FROM THE TIME OF ISSUE AND UNTIL ALL JUDICIAL AND TECHNICAL MATTERS HAVE BEEN SETTLED.



Lap Chart

CALM All Porsche Trophy - Race 2

Lap 1		Lap 2		Lap 3		Lap 4		Lap 5		Lap 6		Lap 7		Lap 8		Lap 9		Lap 10	
No	Time	No	Time	No	Time	No	Time	No	Time	No	Time	No	Time	No	Time	No	Time	No	Time
165	2:16.39	165	4:27.42	165	6:38.54	47	8:51.68	47	11:03.97	47	13:17.24	47	15:29.33						
47	2:16.58	47	4:28.69	47	6:39.37	165	8:56.69	165	11:10.97	165	13:24.95	165	15:36.99						
7	2:20.63	7	4:34.38	7	6:47.82	7	9:01.81	7	11:15.54	35	13:26.29 *1	7	15:44.10						
5	2:21.01	5	4:35.46	5	6:49.46	5	9:03.04	5	11:17.29	42	13:28.16 *1	50	15:46.23						
80	2:24.12	50	4:38.80	50	6:52.25	50	9:05.18	50	11:18.30	7	13:29.40	25	15:46.69						
44	2:24.47	25	4:39.55	25	6:52.64	25	9:06.48	25	11:19.84	50	13:32.04	1	15:53.81 *1						
50	2:24.83	40	4:43.24	40	6:58.19	40	9:13.47	40	11:27.98	25	13:32.25	40	15:57.69						
25	2:25.19	72	4:46.13	661	7:02.39	661	9:17.56	661	11:31.00	21	13:32.45 *1	661	15:58.10						
40	2:26.60	44	4:47.58	72	7:03.54	72	9:20.56	44	11:36.27	40	13:42.77	35	16:06.36 *1						
72	2:27.44	661	4:47.71	44	7:07.12	44	9:22.17	44	11:37.11	903	13:43.55 *1	42	16:08.26 *1						
15	2:28.85	15	4:50.19	15	7:09.09	15	9:27.38	80	11:43.64	661	13:44.16	21	16:10.07 *1						
661	2:30.18	46	4:50.82	46	7:09.73	80	9:27.74	15	11:46.08	44	13:50.61	72	16:10.43						
90	2:30.66	90	4:51.74	80	7:09.96	46	9:29.25	46	11:46.42	72	13:53.63	80	16:14.54						
46	2:30.70	80	4:52.23	90	7:12.61	90	9:34.68	90	11:55.48	80	13:58.61	44	16:15.73						
56	2:31.91	60	4:54.98	60	7:16.71	60	9:38.81	60	12:00.86	46	14:06.34	46	16:25.85						
60	2:32.52	56	4:55.54	56	7:17.38	56	9:39.14	56	12:01.38	15	14:06.76	15	16:26.12						
3	2:36.48	3	5:04.50	3	7:32.47	3	9:59.72	3	12:25.85	90	14:16.77	903	16:28.62 *1						
30	2:37.20	30	5:05.35	30	7:33.39	28	10:00.44	28	12:27.76	60	14:21.79	90	16:37.89						
20	2:38.03	28	5:05.81	28	7:33.43	30	10:01.58	30	12:27.81	56	14:23.03	60	16:42.10						
28	2:38.39	20	5:06.20	20	7:34.61	20	10:02.69	20	12:28.70	3	14:51.90	56	16:42.49						
155	2:42.57	155	5:13.66	115	7:44.12	115	10:13.46	115	12:43.19	28	14:52.32	30	17:17.91						
115	2:44.19	115	5:14.47	155	7:44.55	155	10:15.22	155	12:45.10	30	14:52.39	3	17:19.03						
36	2:47.74	36	5:18.76	36	7:48.42	36	10:16.83	36	12:45.25	20	14:53.50	20	17:19.91						
42	2:49.79	1	5:25.64	1	8:00.58	1	10:39.24	1	13:17.23	115	15:12.05	28	17:28.19						
1	2:50.42	42	5:29.08	35	8:05.41	35	10:46.20			36	15:12.94	36	17:41.53						
35	2:51.79	35	5:29.38	42	8:08.84	42	10:48.12			155	15:15.88	115	17:41.54						
21	2:55.98	21	5:37.84	21	8:18.12	21	10:55.42					155	17:48.44						
903	3:00.41	903	5:42.84	903	8:23.21	903	11:01.71												

CALM All Porsche Trophy

LAP TIMES - Race 2

1	Trevor BALE										
	Lap	1	2	3	4	5	6	7	8	9	10
	1	2:50.42	2:35.22	2:34.94	2:38.66	2:37.99	2:36.58				
3	Gary MARTIN										
	Lap	1	2	3	4	5	6	7	8	9	10
	1	2:36.48	2:28.02	2:27.97	2:27.25	2:26.13	2:26.05	2:27.13			
5	Jon WALKER										
	Lap	1	2	3	4	5	6	7	8	9	10
	1	2:21.01	2:14.45	2:14.00	2:13.58	2:14.25					
7	Christian WALKER										
	Lap	1	2	3	4	5	6	7	8	9	10
	1	2:20.63	2:13.75	2:13.44	2:13.99	2:13.73	2:13.86	2:14.70			
15	Dominic McGEE										
	Lap	1	2	3	4	5	6	7	8	9	10
	1	2:28.85	2:21.34	2:18.90	2:18.29	2:18.70	2:20.68	2:19.36			
20	Rich GRAVESTOCK										
	Lap	1	2	3	4	5	6	7	8	9	10
	1	2:38.03	2:28.17	2:28.41	2:28.08	2:26.01	2:24.80	2:26.41			
21	Andy WHITING										
	Lap	1	2	3	4	5	6	7	8	9	10
	1	2:55.98	2:41.86	2:40.28	2:37.30	2:37.03	2:37.62				
25	Jamie McHUGH										
	Lap	1	2	3	4	5	6	7	8	9	10
	1	2:25.19	2:14.36	2:13.09	2:13.84	2:13.36	2:12.41	2:14.44			
28	Lee KETTERIDGE										
	Lap	1	2	3	4	5	6	7	8	9	10
	1	2:38.39	2:27.42	2:27.62	2:27.01	2:27.32	2:24.56	2:35.87			
30	Clayton SAMPSON										
	Lap	1	2	3	4	5	6	7	8	9	10
	1	2:37.20	2:28.15	2:28.04	2:28.19	2:26.23	2:24.58	2:25.52			
35	Alvaro CREGO										
	Lap	1	2	3	4	5	6	7	8	9	10
	1	2:51.79	2:37.59	2:36.03	2:40.79	2:40.09	2:40.07				
36	Hugh PEART										
	Lap	1	2	3	4	5	6	7	8	9	10
	1	2:47.74	2:31.02	2:29.66	2:28.41	2:28.42	2:27.69	2:28.59			
40	Dan SILVESTER										
	Lap	1	2	3	4	5	6	7	8	9	10
	1	2:26.60	2:16.64	2:14.95	2:15.28	2:14.51	2:14.79	2:14.92			

42	Darren CONSTANT									
Lap	1	2	3	4	5	6	7	8	9	10
1	2:49.79	2:39.29	2:39.76	2:39.28	2:40.04	2:40.10				
44	Sam CALLAHAN									
Lap	1	2	3	4	5	6	7	8	9	10
1	2:24.47	2:23.11	2:19.54	2:15.05	2:14.10	2:14.34	2:15.12			
46	Michael GOODWIN									
Lap	1	2	3	4	5	6	7	8	9	10
1	2:30.70	2:20.12	2:18.91	2:19.52	2:17.17	2:19.92	2:19.51			
47	James COLEMAN									
Lap	1	2	3	4	5	6	7	8	9	10
1	2:16.58	2:12.11	2:10.68	2:12.31	2:12.29	2:13.27	2:12.09			
50	Lucas HUTCHINGS									
Lap	1	2	3	4	5	6	7	8	9	10
1	2:24.83	2:13.97	2:13.45	2:12.93	2:13.12	2:13.74	2:14.19			
56	Thomas McHUGH									
Lap	1	2	3	4	5	6	7	8	9	10
1	2:31.91	2:23.63	2:21.84	2:21.76	2:22.24	2:21.65	2:19.46			
60	Mark CALLAHAN									
Lap	1	2	3	4	5	6	7	8	9	10
1	2:32.52	2:22.46	2:21.73	2:22.10	2:22.05	2:20.93	2:20.31			
72	James BRODIE									
Lap	1	2	3	4	5	6	7	8	9	10
1	2:27.44	2:18.69	2:17.41	2:17.02	2:16.55	2:16.52	2:16.80			
80	James CALEY									
Lap	1	2	3	4	5	6	7	8	9	10
1	2:24.12	2:28.11	2:17.73	2:17.78	2:15.90	2:14.97	2:15.93			
90	Roger COY									
Lap	1	2	3	4	5	6	7	8	9	10
1	2:30.66	2:21.08	2:20.87	2:22.07	2:20.80	2:21.29	2:21.12			
115	Philip WATERS									
Lap	1	2	3	4	5	6	7	8	9	10
1	2:44.19	2:30.28	2:29.65	2:29.34	2:29.73	2:28.86	2:29.49			
155	Stephen POTTS									
Lap	1	2	3	4	5	6	7	8	9	10
1	2:42.57	2:31.09	2:30.89	2:30.67	2:29.88	2:30.78	2:32.56			
165	Warren ALLEN									
Lap	1	2	3	4	5	6	7	8	9	10
1	2:16.39	2:11.03	2:11.12	2:18.15	2:14.28	2:13.98	2:12.04			
661	Richard NEALL									
Lap	1	2	3	4	5	6	7	8	9	10
1	2:30.18	2:17.53	2:14.68	2:15.17	2:13.44	2:13.16	2:13.94			

903 Kenn VAN HAUEN

Lap	1	2	3	4	5	6	7	8	9	10
1	3:00.41	2:42.43	2:40.37	2:38.50	2:41.84	2:45.07				

CALM All Porsche Trophy

Race 10

ROW 16

ROW 15

23 Stuart INGS

ROW 14

903 Kenn VAN HAUEN

5 Jon WALKER

ROW 13

42 Darren CONSTANT

21 Andy WHITING

ROW 12

1 Paul HICKS

35 Daniel CREGO

ROW 11

115 Karl ROSLIN

155 Stephen POTTS

ROW 10

28 Andy BAKER

36 Hugh PEART

ROW 9

3 Fernando GETINO

20 Rich GRAVESTOCK

ROW 8

56 Thomas McHUGH

30 Clayton SAMPSON

ROW 7

90 Callum LOCKIE

60 Mark CALLAHAN

ROW 6

46 Garry GOODWIN

15 Colin TESTER

ROW 5

80 Bill CALEY

44 Sam CALLAHAN

ROW 4

661 Andrew DUCE

72 James BRODIE

ROW 3

25 Jamie McHUGH

40 James HARVEY

ROW 2

7 Christian WALKER


50 Lucas HUTCHINGS

ROW 1

47 James COLEMAN

165 Warren ALLEN

POLE





Provisional Results - Race 10

Pl	No	Cl	Name	Car	Laps	Time	Behind	MPH	Best Lap on	MPH
1	165	SP1	Warren ALLEN	Porsche Cayman	7	15:23.40		81.03	2:10.55	4 81.87
2	47	SP1	James COLEMAN	Porsche Cayman	7	15:23.88	0.48	80.98	2:10.53	4 81.88
3	15	SP2	Colin TESTER	Porsche Boxster S	7	15:34.91	11.51	80.03	2:10.68	5 81.79
4	7	SP2	Christian WALKER	Porsche Boxster S	7	15:36.40	13.00	79.90	2:11.71	5 81.15
5	50	SP2	Lucas HUTCHINGS	Porsche Boxster S	7	15:39.57	16.17	79.63	2:12.46	2 80.69
6	90	SP3	Callum LOCKIE	Porsche 968	7	15:40.17	16.77	79.58	2:11.81	7 81.09
7	5	SP2	Jon WALKER	Porsche Boxster S	7	15:41.79	18.39	79.44	2:11.79	5 81.10
8	80	SP2	Bill CALEY	Porsche Boxster S	7	16:01.34	37.94	77.83	2:14.30	6 79.59
9	72	SP2	James BRODIE	Porsche Boxster S	7	16:06.66	43.26	77.40	2:15.27	3 79.02
10	46	SP2	Garry GOODWIN	Porsche Boxster S	7	16:20.15	56.75	76.33	2:16.90	6 78.07
11	40	SP2	James HARVEY	Porsche Boxster S	7	16:20.99	57.59	76.27	2:18.01	5 77.45
12	35	SP3	Daniel CREGO	Porsche 968 Club Sport	7	16:28.68	1:05.28	75.68	2:15.85	5 78.68
13	56	SP3	Thomas McHUGH	Porsche 944 S2	7	16:30.23	1:06.83	75.56	2:18.03	5 77.44
14	60	SP2	Mark CALLAHAN	Porsche Boxster S	7	16:50.71	1:27.31	74.03	2:21.22	6 75.69
15	28	SP2	Andy BAKER	Porsche Boxster S	7	16:56.17	1:32.77	73.63	2:21.91	5 75.32
16	30	SP3	Clayton SAMPSON	Porsche 968 Sport	7	16:57.42	1:34.02	73.54	2:22.37	6 75.07
17	20	SP3	Rich GRAVESTOCK	Porsche 944 S2	7	16:57.97	1:34.57	73.50	2:21.28	6 75.65
18	3	SP2	Fernando GETINO	Porsche Boxster	7	17:18.90	1:55.50	72.02	2:26.02	2 73.20
19	23	SP1	Stuart INGS	Porsche 944 S2	7	17:20.66	1:57.26	71.90	2:23.68	4 74.39
20	155	SP4	Stephen POTTS	Porsche 924	7	17:41.21	2:17.81	70.50	2:28.59	6 71.93
21	36	SP4	Hugh PEART	Porsche 924	7	17:44.79	2:21.39	70.27	2:29.12	5 71.68
22	115	SP4	Karl ROSLIN	Porsche 924	7	17:49.41	2:26.01	69.96	2:29.95	5 71.28
23	42	SP4	Darren CONSTANT	Porsche 924	6	16:01.50	1 Lap	66.70	2:35.88	5 68.57
24	1	SP1	Paul HICKS	Porsche Cayman	6	16:05.72	1 Lap	66.41	2:35.33	6 68.81
25	903	INV	Kenn VAN HAUEN	Porsche 911	6	16:24.70	1 Lap	65.13	2:37.66	6 67.79

Not-Classified

661	SP1	Andrew DUCE	Porsche Boxster	6	13:39.35	DNF	78.27	2:13.11	5 80.30
21	SP4	Andy WHITING	Porsche 924S	5	13:30.88	DNF	65.91	2:38.03	4 67.64
25	SP2	Jamie McHUGH	Porsche Boxster S	4	10:36.43	DNF	67.18	2:13.76	3 79.91
44	SP2	Sam CALLAHAN	Porsche Boxster S	2	4:39.76	DNF	76.41	2:15.70	2 78.76

Fastest Lap

47	SP1	James COLEMAN	Porsche Cayman					2:10.53	4 81.88 Rec
15	SP2	Colin TESTER	Porsche Boxster S					2:10.68	5 81.79 Rec
90	SP3	Callum LOCKIE	Porsche 968					2:11.81	7 81.09 Rec
155	SP4	Stephen POTTS	Porsche 924					2:28.59	6 71.93
903	INV	Kenn VAN HAUEN	Porsche 911					2:37.66	6 67.79

#72 +5s ETL

Weather / Track:

Start Time : 18:03

Snetterton 300

12 Aug 23 18:27

Clerk of Course :

Time Issued :

Chief Timekeeper : Terry Stevens

THESE RESULTS REMAIN PROVISIONAL FOR A MINIMUM OF 30 MINUTES FROM THE TIME OF ISSUE AND UNTIL ALL JUDICIAL AND TECHNICAL MATTERS HAVE BEEN SETTLED.



Lap Chart

CALM All Porsche Trophy - Race 10

Lap 1		Lap 2		Lap 3		Lap 4		Lap 5		Lap 6		Lap 7		Lap 8		Lap 9		Lap 10	
No	Time	No	Time	No	Time	No	Time	No	Time	No	Time	No	Time	No	Time	No	Time	No	Time
165	2:15.64	165	4:26.36	165	6:38.07	165	8:48.62	165	11:01.06	165	13:12.09	165	15:23.40						
47	2:16.16	47	4:26.84	47	6:38.31	47	8:48.84	47	11:01.72	47	13:12.45	47	15:23.88						
50	2:18.84	50	4:31.30	50	6:44.45	50	8:57.59	903	11:04.14 *1	15	13:21.41	15	15:34.91						
7	2:21.28	15	4:33.22	15	6:44.85	15	8:57.74	15	11:08.42	7	13:23.82	7	15:36.40						
15	2:21.53	7	4:33.96	7	6:46.11	7	8:58.02	7	11:09.73	42	13:25.35 *1	50	15:39.57						
72	2:22.29	25	4:37.29	25	6:51.05	90	9:03.50	50	11:11.96	50	13:25.43	90	15:40.17						
25	2:23.16	72	4:38.06	90	6:51.23	5	9:06.08	90	11:15.76	90	13:28.36	5	15:41.79						
44	2:24.06	90	4:38.58	72	6:53.33	72	9:09.83	5	11:17.87	5	13:29.67	80	16:01.34						
80	2:25.10	44	4:39.76	5	6:53.63	80	9:10.32	80	11:24.66	1	13:30.39 *1	42	16:01.50 *1						
90	2:25.17	80	4:40.46	80	6:55.90	661	9:12.52	661	11:25.63	21	13:30.88 *1	1	16:05.72 *1						
40	2:27.88	5	4:41.10	661	6:59.37	40	9:23.99	72	11:25.69	80	13:38.96	72	16:06.66						
5	2:28.19	661	4:43.64	40	7:05.77	46	9:26.64	40	11:42.00	661	13:39.35	46	16:20.15						
661	2:28.21	40	4:46.62	46	7:08.36	56	9:33.81	46	11:44.74	72	13:43.26	40	16:20.99						
46	2:29.74	46	4:50.03	56	7:14.97	35	9:37.11	56	11:51.84	903	13:47.04 *1	903	16:24.70 *1						
56	2:32.15	56	4:54.37	35	7:19.81	60	9:46.31	35	11:52.96	40	14:00.28	35	16:28.68						
30	2:34.58	30	5:00.28	60	7:23.98	30	9:48.71	60	12:07.76	46	14:01.64	56	16:30.23						
60	2:35.15	35	5:00.38	30	7:25.49	28	9:48.76	28	12:10.67	56	14:11.03	60	16:50.71						
35	2:35.33	60	5:01.20	28	7:26.40	20	9:50.92	30	12:12.37	35	14:11.04	28	16:56.17						
20	2:36.60	28	5:01.60	20	7:27.40	3	9:58.11	20	12:13.79	60	14:28.98	30	16:57.42						
28	2:36.77	20	5:02.57	3	7:30.85	23	10:02.80	3	12:25.37	28	14:33.14	20	16:57.97						
3	2:38.15	3	5:04.17	23	7:39.12	155	10:13.75	23	12:27.87	30	14:34.74	3	17:18.90						
155	2:43.63	155	5:14.60	155	7:43.98	36	10:17.20	155	12:43.10	20	14:35.07	23	17:20.66						
36	2:44.42	23	5:14.90	36	7:46.73	115	10:18.44	36	12:46.32	3	14:51.87	155	17:41.21						
115	2:45.22	36	5:16.59	115	7:47.89	25	10:36.43	115	12:48.39	23	14:53.24	36	17:44.79						
23	2:46.81	115	5:17.20	1	8:09.88	1	10:48.38			155	15:11.69	115	17:49.41						
42	2:49.63	42	5:29.21	42	8:09.92	42	10:49.47			36	15:15.67								
1	2:51.23	1	5:31.34	21	8:12.08	21	10:50.11			115	15:19.15								
21	2:52.78	21	5:33.13	903	8:24.05														
903	2:58.12	903	5:41.96																

CALM All Porsche Trophy

LAP TIMES - Race 10

1	Paul HICKS										
	Lap	1	2	3	4	5	6	7	8	9	10
	1	2:51.23	2:40.11	2:38.54	2:38.50	2:42.01	2:35.33				
3	Fernando GETINO										
	Lap	1	2	3	4	5	6	7	8	9	10
	1	2:38.15	2:26.02	2:26.68	2:27.26	2:27.26	2:26.50	2:27.03			
5	Jon WALKER										
	Lap	1	2	3	4	5	6	7	8	9	10
	1	2:28.19	2:12.91	2:12.53	2:12.45	2:11.79	2:11.80	2:12.12			
7	Christian WALKER										
	Lap	1	2	3	4	5	6	7	8	9	10
	1	2:21.28	2:12.68	2:12.15	2:11.91	2:11.71	2:14.09	2:12.58			
15	Colin TESTER										
	Lap	1	2	3	4	5	6	7	8	9	10
	1	2:21.53	2:11.69	2:11.63	2:12.89	2:10.68	2:12.99	2:13.50			
20	Rich GRAVESTOCK										
	Lap	1	2	3	4	5	6	7	8	9	10
	1	2:36.60	2:25.97	2:24.83	2:23.52	2:22.87	2:21.28	2:22.90			
21	Andy WHITING										
	Lap	1	2	3	4	5	6	7	8	9	10
	1	2:52.78	2:40.35	2:38.95	2:38.03	2:40.77					
23	Stuart INGS										
	Lap	1	2	3	4	5	6	7	8	9	10
	1	2:46.81	2:28.09	2:24.22	2:23.68	2:25.07	2:25.37	2:27.42			
25	Jamie McHUGH										
	Lap	1	2	3	4	5	6	7	8	9	10
	1	2:23.16	2:14.13	2:13.76	3:45.38						
28	Andy BAKER										
	Lap	1	2	3	4	5	6	7	8	9	10
	1	2:36.77	2:24.83	2:24.80	2:22.36	2:21.91	2:22.47	2:23.03			
30	Clayton SAMPSON										
	Lap	1	2	3	4	5	6	7	8	9	10
	1	2:34.58	2:25.70	2:25.21	2:23.22	2:23.66	2:22.37	2:22.68			
35	Daniel CREGO										
	Lap	1	2	3	4	5	6	7	8	9	10
	1	2:35.33	2:25.05	2:19.43	2:17.30	2:15.85	2:18.08	2:17.64			
36	Hugh PEART										
	Lap	1	2	3	4	5	6	7	8	9	10
	1	2:44.42	2:32.17	2:30.14	2:30.47	2:29.12	2:29.35	2:29.12			

40	James HARVEY										
	Lap	1	2	3	4	5	6	7	8	9	10
	1	2:27.88	2:18.74	2:19.15	2:18.22	2:18.01	2:18.28	2:20.71			
42	Darren CONSTANT										
	Lap	1	2	3	4	5	6	7	8	9	10
	1	2:49.63	2:39.58	2:40.71	2:39.55	2:35.88	2:36.15				
44	Sam CALLAHAN										
	Lap	1	2	3	4	5	6	7	8	9	10
	1	2:24.06	2:15.70								
46	Garry GOODWIN										
	Lap	1	2	3	4	5	6	7	8	9	10
	1	2:29.74	2:20.29	2:18.33	2:18.28	2:18.10	2:16.90	2:18.51			
47	James COLEMAN										
	Lap	1	2	3	4	5	6	7	8	9	10
	1	2:16.16	2:10.68	2:11.47	2:10.53	2:12.88	2:10.73	2:11.43			
50	Lucas HUTCHINGS										
	Lap	1	2	3	4	5	6	7	8	9	10
	1	2:18.84	2:12.46	2:13.15	2:13.14	2:14.37	2:13.47	2:14.14			
56	Thomas McHUGH										
	Lap	1	2	3	4	5	6	7	8	9	10
	1	2:32.15	2:22.22	2:20.60	2:18.84	2:18.03	2:19.19	2:19.20			
60	Mark CALLAHAN										
	Lap	1	2	3	4	5	6	7	8	9	10
	1	2:35.15	2:26.05	2:22.78	2:22.33	2:21.45	2:21.22	2:21.73			
72	James BRODIE										
	Lap	1	2	3	4	5	6	7	8	9	10
	1	2:22.29	2:15.77	2:15.27	2:16.50	2:15.86	2:17.57	2:18.40			
80	Bill CALEY										
	Lap	1	2	3	4	5	6	7	8	9	10
	1	2:25.10	2:15.36	2:15.44	2:14.42	2:14.34	2:14.30	2:22.38			
90	Callum LOCKIE										
	Lap	1	2	3	4	5	6	7	8	9	10
	1	2:25.17	2:13.41	2:12.65	2:12.27	2:12.26	2:12.60	2:11.81			
115	Karl ROSLIN										
	Lap	1	2	3	4	5	6	7	8	9	10
	1	2:45.22	2:31.98	2:30.69	2:30.55	2:29.95	2:30.76	2:30.26			
155	Stephen POTTS										
	Lap	1	2	3	4	5	6	7	8	9	10
	1	2:43.63	2:30.97	2:29.38	2:29.77	2:29.35	2:28.59	2:29.52			
165	Warren ALLEN										
	Lap	1	2	3	4	5	6	7	8	9	10
	1	2:15.64	2:10.72	2:11.71	2:10.55	2:12.44	2:11.03	2:11.31			

661 Andrew DUCE

Lap	1	2	3	4	5	6	7	8	9	10
1	2:28.21	2:15.43	2:15.73	2:13.15	2:13.11	2:13.72				

903 Kenn VAN HAUEN

Lap	1	2	3	4	5	6	7	8	9	10
1	2:58.12	2:43.84	2:42.09	2:40.09	2:42.90	2:37.66				

CALM All Porsche Trophy

Race 16

ROW 16

ROW 15

44 Sam CALLAHAN

ROW 14

21 Andy WHITING

25 Jamie McHUGH

ROW 13

903 Kenn VAN HAUEN

661 Andrew DUCE

ROW 12

42 Darren CONSTANT

1 Paul HICKS

ROW 11

36 Hugh PEART

115 Karl ROSLIN

ROW 10

23 Stuart INGS

155 Stephen POTTS

ROW 9

20 Rich GRAVESTOCK

3 Fernando GETINO

ROW 8

28 Andy BAKER

30 Clayton SAMPSON

ROW 7

56 Thomas McHUGH

60 Mark CALLAHAN

ROW 6

40 James HARVEY

35 Daniel CREGO

ROW 5

72 James BRODIE

46 Garry GOODWIN

ROW 4

5 Jon WALKER

80 Bill CALEY

ROW 3

50 Lucas HUTCHINGS

90 Callum LOCKIE

ROW 2

15 Colin TESTER


7 Christian WALKER

ROW 1

165 Warren ALLEN

47 James COLEMAN

POLE





Provisional Results - Race 16

Pl	No	Cl	Name	Car	Laps	Time	Behind	MPH	Best Lap on	MPH	
1	165	SP1	Warren ALLEN	Porsche Cayman	15	34:41.27		77.03	2:10.11	11	82.15
2	47	SP1	James COLEMAN	Porsche Cayman	15	34:42.44	1.17	76.99	2:10.30	2	82.03
3	7	SP2	Christian WALKER	Porsche Boxster S	15	34:50.04	8.77	76.71	2:11.78	4	81.11
4	5	SP2	Jon WALKER	Porsche Boxster S	15	35:06.85	25.58	76.10	2:11.64	15	81.19
5	25	SP2	Jamie McHUGH	Porsche Boxster S	15	35:11.60	30.33	75.93	2:11.84	13	81.07
6	50	SP2	Lucas HUTCHINGS	Porsche Boxster S	15	35:18.75	37.48	75.67	2:13.01	8	80.36
7	80	SP2	Bill CALEY/James CALEY	Porsche Boxster S	15	35:26.77	45.50	75.38	2:12.53	13	80.65
8	46	SP2	Garry GOODWIN/Michael GOODWIN	Porsche Boxster S	15	35:28.72	47.45	75.32	2:13.53	13	80.04
9	72	SP2	James BRODIE	Porsche Boxster S	15	35:49.30	1:08.03	74.59	2:15.67	14	78.78
10	661	SP1	Andrew DUCE/Richard NEALL	Porsche Boxster	15	35:59.72	1:18.45	74.23	2:14.86	13	79.26
11	90	SP3	Callum LOCKIE/Roger COY	Porsche 968	15	36:02.87	1:21.60	74.13	2:12.90	11	80.42
12	15	SP2	Colin TESTER/Dominic McGEE	Porsche Boxster S	15	36:20.18	1:38.91	73.54	2:12.72	9	80.53
13	35	SP3	Daniel CREGO/Alvaro CREGO	Porsche 968 Club Sport	15	36:25.70	1:44.43	73.35	2:16.27	4	78.44
14	56	SP3	Thomas McHUGH	Porsche 944 S2	15	36:43.58	2:02.31	72.76	2:16.89	12	78.08
15	60	SP2	Mark CALLAHAN	Porsche Boxster S	15	36:52.05	2:10.78	72.48	2:19.14	4	76.82
16	30	SP3	Clayton SAMPSON	Porsche 968 Sport	14	34:43.73	1 Lap	71.81	2:19.92	5	76.39
17	28	SP2	Andy BAKER/Lee KETTERIDGE	Porsche Boxster S	14	35:50.19	1 Lap	69.59	2:21.10	13	75.75
18	155	SP4	Stephen POTTS	Porsche 924	14	36:56.18	1 Lap	67.52	2:28.57	5	71.94
19	115	SP4	Karl ROSLIN/Philip WATERS	Porsche 924	14	37:10.43	1 Lap	67.09	2:29.26	10	71.61
20	21	SP4	Andy WHITING	Porsche 924S	13	35:20.08	2 Laps	65.54	2:30.61	11	70.97
21	1	SP1	Paul HICKS/Trevor BALE	Porsche Cayman	13	35:40.67	2 Laps	64.91	2:33.16	12	69.79
22	903	INV	Kenn VAN HAUEN	Porsche 911	13	37:15.76	2 Laps	62.15	2:35.67	5	68.66
23	40	SP2	James HARVEY/Daniel SYLVESTER	Porsche Boxster S	12	36:26.05	3 Laps	58.67	2:17.57	9	77.69

Not-Classified

42	SP4	Darren CONSTANT	Porsche 924	12	32:38.95	DNF	65.47	2:32.90	11	69.90
3	SP2	Fernando GETINO/Gary MARTIN	Porsche Boxster	10	25:08.85	DNF	70.84	2:17.37	7	77.81
20	SP3	Rich GRAVESTOCK	Porsche 944 S2	10	26:10.79	DNF	68.04	2:22.61	3	74.95

Non-Starters

23	SP1	Stuart INGS	Porsche 944 S2							
36	SP4	Hugh PEART	Porsche 924							
44	SP2	Sam CALLAHAN	Porsche Boxster S							

Fastest Lap

165	SP1	Warren ALLEN	Porsche Cayman					2:10.11	11	82.15 Rec
5	SP2	Jon WALKER	Porsche Boxster S					2:11.64	15	81.19
90	SP3	Callum LOCKIE/Roger COY	Porsche 968					2:12.90	11	80.42
155	SP4	Stephen POTTS	Porsche 924					2:28.57	5	71.94 Rec
903	INV	Kenn VAN HAUEN	Porsche 911					2:35.67	5	68.66

Chequered flag shown early and not to the leader. Result declared on 15 laps. #25 +5s ETL.

Weather / Track:

Start Time : 12:31

Snetterton 300

13 Aug 23 13:44

Clerk of Course :

Time Issued :

Chief Timekeeper : Terry Stevens

THESE RESULTS REMAIN PROVISIONAL FOR A MINIMUM OF 30 MINUTES FROM THE TIME OF ISSUE AND UNTIL ALL JUDICIAL AND TECHNICAL MATTERS HAVE BEEN SETTLED.



Lap Chart

CALM All Porsche Trophy - Race 16

Lap 1		Lap 2		Lap 3		Lap 4		Lap 5		Lap 6		Lap 7		Lap 8		Lap 9		Lap 10	
No	Time	No	Time	No	Time	No	Time	No	Time	No	Time	No	Time	No	Time	No	Time	No	Time
165	2:15.33	165	4:25.60	165	6:43.08	165	8:54.29	165	11:06.06	165	13:18.77	165	15:31.53	165	17:43.33	47	19:57.07	25	22:35.79
47	2:15.88	47	4:26.18	47	6:43.55	47	8:54.99	47	11:06.33	47	13:19.28	47	15:32.78	47	17:44.89	35	19:57.31 *1	90	22:38.29 *1
7	2:20.49	7	4:33.46	7	6:46.23	7	8:58.01	7	11:09.92	7	13:23.53	40	15:35.59 *4	155	17:54.88 *1	1	20:07.12 *2	60	22:38.94 *1
5	2:23.02	5	4:36.72	5	6:49.69	5	9:02.81	5	11:16.41	903	13:29.63 *1	7	15:37.57	40	17:55.58 *4	40	20:14.44 *4	1	22:42.25 *2
80	2:24.43	80	4:39.62	80	6:54.55	80	9:08.92	80	11:25.03	50	13:39.01	42	15:40.71 *1	50	18:05.91	25	20:22.81	3	22:46.38 *1
15	2:25.65	72	4:42.97	50	6:56.69	50	9:10.01	50	11:25.41	80	13:39.76	21	15:45.72 *1	80	18:07.36	46	20:30.78	56	22:50.24 *1
72	2:25.95	50	4:43.11	72	7:00.50	46	9:17.08	25	11:31.84	25	13:45.44	50	15:52.90	25	18:10.43	15	20:46.59 *1	30	22:51.47 *1
50	2:26.60	46	4:46.71	46	7:01.13	25	9:17.72	46	11:32.99	46	13:46.74	80	15:53.41	46	18:16.91	20	20:50.39 *1	15	22:59.31 *1
46	2:27.34	35	4:48.31	25	7:03.60	72	9:17.85	72	11:34.39	72	13:51.48	25	15:58.38	21	18:20.19 *1	21	20:52.72 *1	40	23:18.22 *1
35	2:29.55	25	4:48.49	35	7:05.17	35	9:21.44	35	11:38.18	35	13:54.85	46	16:02.37	15	18:25.36 *1	903	21:18.23 *2	47	23:34.82
60	2:30.60	15	4:50.78	15	7:10.00	15	9:29.24	661	11:48.10	661	14:04.46	72	16:08.54	661	18:37.42	28	21:19.33 *1	165	23:39.48
90	2:31.03	60	4:51.13	60	7:11.19	60	9:30.33	15	11:48.18	15	14:08.23	35	16:11.66	90	18:46.65	165	21:23.32	7	23:43.27
25	2:31.06	90	4:51.21	90	7:12.10	661	9:30.71	60	11:49.76	60	14:08.94	903	16:13.85 *1	60	18:51.83	7	21:30.29	28	23:54.14 *1
40	2:32.75	661	4:56.30	661	7:13.07	90	9:30.71	90	11:50.56	90	14:09.85	661	16:20.69	3	18:58.08	50	21:47.37	50	24:03.52
30	2:34.12	30	4:58.05	3	7:20.86	3	9:42.56	3	12:02.53	56	14:21.08	90	16:29.12	56	18:59.09	5	21:52.83	5	24:04.76
3	2:34.64	3	4:58.47	30	7:22.33	56	9:43.05	56	12:03.05	3	14:22.34	60	16:30.36	30	19:07.83	155	21:54.60 *1	903	24:05.80 *2
28	2:34.68	28	5:00.60	56	7:22.61	30	9:45.73	30	12:05.65	30	14:26.39	56	16:39.60	7	19:13.48	80	21:58.94	46	24:12.08
661	2:35.54	56	5:01.14	28	7:23.48	28	9:46.58	28	12:08.40	20	14:34.79	3	16:39.71	115	19:30.71 *1	115	22:04.81 *1	80	24:19.05
56	2:35.75	20	5:01.80	20	7:24.41	20	9:47.75	20	12:10.36	28	14:35.81	30	16:47.29	5	19:38.43	72	22:09.13	155	24:26.45 *1
20	2:37.20	115	5:14.56	115	7:46.74	115	10:18.51	115	12:50.31	115	15:21.02	20	16:57.58	42	19:46.96 *1	661	22:21.39	72	24:26.47
115	2:43.79	1	5:22.75	42	7:59.84	155	10:28.48	155	12:57.05	155	15:25.78	28	16:59.63	72	19:48.42	35	22:22.05	115	24:34.20 *1
1	2:46.65	155	5:24.45	155	7:59.89	42	10:33.60	40	13:04.61 *3			5	17:20.48			42	22:23.44 *1	661	24:40.53
155	2:49.07	42	5:24.91	1	8:00.96	1	10:36.68	42	13:06.89			1	17:27.72 *1			40	22:32.67 *3	35	24:42.46
42	2:49.27	21	5:26.72	21	8:02.82	21	10:37.98	1	13:10.90									40	24:50.93 *3
21	2:50.46	903	5:35.99	903	8:15.04	903	10:53.96	21	13:12.51									90	24:55.14
903	2:56.67																	42	24:58.19 *1
																		60	25:02.67
																		21	25:06.35 *1
																		3	25:08.85
																		15	25:13.45
																		56	25:14.11
																		30	25:17.61
																		1	25:19.32 *1

Lap Chart

CALM All Porsche Trophy - Race 16

Lap 11		Lap 12		Lap 13		Lap 14		Lap 15		Lap 16		Lap 17		Lap 18		Lap 19		Lap 20	
No	Time	No	Time	No	Time	No	Time	No	Time	No	Time	No	Time	No	Time	No	Time	No	Time
47	25:49.33	47	28:01.95	47	30:15.13	165	32:29.65	165	34:41.27										
165	25:49.59	165	28:02.40	165	30:15.41	47	32:30.03	47	34:42.44										
7	25:56.12	7	28:09.47	7	30:23.24	7	32:36.98	30	34:43.73 *1										
20	26:10.79 *1	25	28:29.19	1	30:32.07 *2	42	32:38.95 *2	7	34:50.04										
25	26:13.96	5	28:30.83	25	30:41.03	21	32:45.83 *2	5	35:06.85										
50	26:18.73	50	28:33.26	5	30:42.64	25	32:53.77	25	35:11.60										
5	26:18.85	46	28:44.17	50	30:47.48	5	32:55.21	50	35:18.75										
28	26:21.56 *1	80	28:45.87	46	30:57.70	50	33:02.78	21	35:20.08 *2										
46	26:29.80	28	28:45.88 *1	80	30:58.40	1	33:05.23 *2	80	35:26.77										
80	26:32.57	72	29:00.28	28	31:07.75 *1	80	33:12.38	46	35:28.72										
72	26:43.55	661	29:12.90	72	31:16.88	46	33:14.09	1	35:40.67 *2										
903	26:44.12 *2	903	29:21.46 *2	661	31:27.76	28	33:28.85 *1	72	35:49.30										
155	26:55.19 *1	90	29:22.31	90	31:35.64	72	33:32.55	28	35:50.19 *1										
661	26:57.05	35	29:22.57	35	31:41.61	661	33:43.14	661	35:59.72										
35	27:02.09	155	29:24.95 *1	40	31:46.47 *3	90	33:48.58	90	36:02.87										
115	27:03.46 *1	40	29:27.56 *3	15	31:53.84	35	34:04.24	15	36:20.18										
90	27:08.04	115	29:33.08 *1	155	31:54.99 *1	40	34:04.75 *3	35	36:25.70										
40	27:09.99 *3	15	29:40.24	903	32:01.31 *2	15	34:06.81	40	36:26.05 *3										
60	27:25.26	60	29:47.32	115	32:03.85 *1	56	34:24.44	56	36:43.58										
15	27:26.80	56	29:48.34	56	32:06.01	155	34:24.74 *1	60	36:52.05										
42	27:31.11 *1	30	30:00.21	60	32:07.71	60	34:29.86	155	36:56.18 *1										
56	27:31.45	42	30:04.01 *1	30	32:21.57	115	34:35.63 *1	115	37:10.43 *1										
30	27:39.19	21	30:12.40 *1			903	34:38.48 *2	903	37:15.76 *2										
21	27:41.79 *1																		
1	27:57.67 *1																		

CALM All Porsche Trophy

LAP TIMES - Race 16

1	Paul HICKS									
Lap	1	2	3	4	5	6	7	8	9	10
1	2:46.65	2:36.10	2:38.21	2:35.72	2:34.22	4:16.82	2:39.40	2:35.13	2:37.07	2:38.35
11	2:34.40	2:33.16	2:35.44							

3	Fernando GETINO									
Lap	1	2	3	4	5	6	7	8	9	10
1	2:34.64	2:23.83	2:22.39	2:21.70	2:19.97	2:19.81	2:17.37	2:18.37	3:48.30	2:22.47

5	Jon WALKER									
Lap	1	2	3	4	5	6	7	8	9	10
1	2:23.02	2:13.70	2:12.97	2:13.12	2:13.60		6:04.07	2:17.95	2:14.40	2:11.93
11	2:14.09	2:11.98	2:11.81	2:12.57	2:11.64					

7	Christian WALKER									
Lap	1	2	3	4	5	6	7	8	9	10
1	2:20.49	2:12.97	2:12.77	2:11.78	2:11.91	2:13.61	2:14.04	3:35.91	2:16.81	2:12.98
11	2:12.85	2:13.35	2:13.77	2:13.74	2:13.06					

15	Colin TESTER									
Lap	1	2	3	4	5	6	7	8	9	10
1	2:25.65	2:25.13	2:19.22	2:19.24	2:18.94	2:20.05	4:17.13	2:21.23	2:12.72	2:14.14
11	2:13.35	2:13.44	2:13.60	2:12.97	2:13.37					

20	Rich GRAVESTOCK									
Lap	1	2	3	4	5	6	7	8	9	10
1	2:37.20	2:24.60	2:22.61	2:23.34	2:22.61	2:24.43	2:22.79	3:52.81	2:27.83	2:52.57

21	Andy WHITING									
Lap	1	2	3	4	5	6	7	8	9	10
1	2:50.46	2:36.26	2:36.10	2:35.16	2:34.53	2:33.21	2:34.47	2:32.53	4:13.63	2:35.44
11	2:30.61	2:33.43	2:34.25							

25	Jamie McHUGH									
Lap	1	2	3	4	5	6	7	8	9	10
1	2:31.06	2:17.43	2:15.11	2:14.12	2:14.12	2:13.60	2:12.94	2:12.05	2:12.38	2:12.98
11	3:38.17	2:15.23	2:11.84	2:12.74	2:12.83					

28	Andy BAKER									
Lap	1	2	3	4	5	6	7	8	9	10
1	2:34.68	2:25.92	2:22.88	2:23.10	2:21.82	2:27.41	2:23.82	4:19.70	2:34.81	2:27.42
11	2:24.32	2:21.87	2:21.10	2:21.34						

30	Clayton SAMPSON									
Lap	1	2	3	4	5	6	7	8	9	10
1	2:34.12	2:23.93	2:24.28	2:23.40	2:19.92	2:20.74	2:20.90	2:20.54	3:43.64	2:26.14
11	2:21.58	2:21.02	2:21.36	2:22.16						

35 Daniel CREGO

Lap	1	2	3	4	5	6	7	8	9	10
1	2:29.55	2:18.76	2:16.86	2:16.27	2:16.74	2:16.67	2:16.81	3:45.65	2:24.74	2:20.41
11	2:19.63	2:20.48	2:19.04	2:22.63	2:21.46					

40 James HARVEY

Lap	1	2	3	4	5	6	7	8	9	10
1	2:32.75	10:31.86	2:30.98	2:19.99	2:18.86	2:18.23	2:18.26	2:19.06	2:17.57	2:18.91
11	2:18.28	2:21.30								

42 Darren CONSTANT

Lap	1	2	3	4	5	6	7	8	9	10
1	2:49.27	2:35.64	2:34.93	2:33.76	2:33.29	2:33.82	4:06.25	2:36.48	2:34.75	2:32.92
11	2:32.90	2:34.94								

46 Garry GOODWIN

Lap	1	2	3	4	5	6	7	8	9	10
1	2:27.34	2:19.37	2:14.42	2:15.95	2:15.91	2:13.75	2:15.63	2:14.54	2:13.87	3:41.30
11	2:17.72	2:14.37	2:13.53	2:16.39	2:14.63					

47 James COLEMAN

Lap	1	2	3	4	5	6	7	8	9	10
1	2:15.88	2:10.30	2:17.37	2:11.44	2:11.34	2:12.95	2:13.50	2:12.11	2:12.18	3:37.75
11	2:14.51	2:12.62	2:13.18	2:14.90	2:12.41					

50 Lucas HUTCHINGS

Lap	1	2	3	4	5	6	7	8	9	10
1	2:26.60	2:16.51	2:13.58	2:13.32	2:15.40	2:13.60	2:13.89	2:13.01	3:41.46	2:16.15
11	2:15.21	2:14.53	2:14.22	2:15.30	2:15.97					

56 Thomas McHUGH

Lap	1	2	3	4	5	6	7	8	9	10
1	2:35.75	2:25.39	2:21.47	2:20.44	2:20.00	2:18.03	2:18.52	2:19.49	3:51.15	2:23.87
11	2:17.34	2:16.89	2:17.67	2:18.43	2:19.14					

60 Mark CALLAHAN

Lap	1	2	3	4	5	6	7	8	9	10
1	2:30.60	2:20.53	2:20.06	2:19.14	2:19.43	2:19.18	2:21.42	2:21.47	3:47.11	2:23.73
11	2:22.59	2:22.06	2:20.39	2:22.15	2:22.19					

72 James BRODIE

Lap	1	2	3	4	5	6	7	8	9	10
1	2:25.95	2:17.02	2:17.53	2:17.35	2:16.54	2:17.09	2:17.06	3:39.88	2:20.71	2:17.34
11	2:17.08	2:16.73	2:16.60	2:15.67	2:16.75					

80 Bill CALEY

Lap	1	2	3	4	5	6	7	8	9	10
1	2:24.43	2:15.19	2:14.93	2:14.37	2:16.11	2:14.73	2:13.65	2:13.95	3:51.58	2:20.11
11	2:13.52	2:13.30	2:12.53	2:13.98	2:14.39					

90 Callum LOCKIE

Lap	1	2	3	4	5	6	7	8	9	10
1	2:31.03	2:20.18	2:20.89	2:18.61	2:19.85	2:19.29	2:19.27	2:17.53	3:51.64	2:16.85
11	2:12.90	2:14.27	2:13.33	2:12.94	2:14.29					

115 Karl ROSLIN

Lap	1	2	3	4	5	6	7	8	9	10
1	2:43.79	2:30.77	2:32.18	2:31.77	2:31.80	2:30.71	4:09.69	2:34.10	2:29.39	2:29.26
11	2:29.62	2:30.77	2:31.78	2:34.80						

155 Stephen POTTS

Lap	1	2	3	4	5	6	7	8	9	10
1	2:49.07	2:35.38	2:35.44	2:28.59	2:28.57	2:28.73	2:29.10	3:59.72	2:31.85	2:28.74
11	2:29.76	2:30.04	2:29.75	2:31.44						

165 Warren ALLEN

Lap	1	2	3	4	5	6	7	8	9	10
1	2:15.33	2:10.27	2:17.48	2:11.21	2:11.77	2:12.71	2:12.76	2:11.80	3:39.99	2:16.16
11	2:10.11	2:12.81	2:13.01	2:14.24	2:11.62					

661 Andrew DUCE

Lap	1	2	3	4	5	6	7	8	9	10
1	2:35.54	2:20.76	2:16.77	2:17.64	2:17.39	2:16.36	2:16.23	2:16.73	3:43.97	2:19.14
11	2:16.52	2:15.85	2:14.86	2:15.38	2:16.58					

903 Kenn VAN HAUEN

Lap	1	2	3	4	5	6	7	8	9	10
1	2:56.67	2:39.32	2:39.05	2:38.92	2:35.67	2:44.22	5:04.38	2:47.57	2:38.32	2:37.34
11	2:39.85	2:37.17	2:37.28							
