



Qualifying 4

Mighty Mini Championship

PI	No	Cl	Name	Car	Laps	Time on Lap	Behind	MPH	
1	1	B	Neven KIRKPATRICK	Rover Mini	8	1:51.49	4	67.81	
2	8	B	Stuart COOMBS	Rover Mini	7	1:52.76	5	1.27	67.05
3	10	B	David KIRKPATRICK	Rover Mini	8	1:52.77	3	1.28	67.04
4	7	B	Steven RIDEOUT	Rover Mini	8	1:53.27	3	1.78	66.74
5	70	B	Greg JENKINS	Rover Mini	7	1:54.50	6	3.01	66.03
6	58	A	Oily SAMWAYS	Rover Mini	8	2:00.18	7	8.69	62.91
7	45	A	Dan SMITH	Rover Mini	7	2:02.93	7	11.44	61.50
8	43	A	Ben BUTLER	Rover Mini	7	2:03.03	5	11.54	61.45
9	33	A	William TYRRELL	Rover Mini	7	2:03.35	2	11.86	61.29
10	40	A	Chris DIDCOTT	Rover Mini	7	2:04.02	7	12.53	60.96
11	12	A	Suzy INCH	Rover Mini	7	2:04.72	5	13.23	60.62
12	78	A	Bryn PIERCE	Rover Mini	7	2:05.01	4	13.52	60.48

Weather / Track:

Start Time : 10:19

Anglesey International

13 May 23 10:49

Clerk of Course :

Time Issued :

Chief Timekeeper : Terry Stevens

THESE RESULTS REMAIN PROVISIONAL FOR A MINIMUM OF 30 MINUTES FROM THE TIME OF ISSUE AND UNTIL ALL JUDICIAL AND TECHNICAL MATTERS HAVE BEEN SETTLED.

# Mighty Mini Championship

## LAP TIMES - Qualifying 4


<b>1</b>	<b>Neven KIRKPATRICK</b>									
<b>Lap</b>	<b>1</b>	<b>2</b>	<b>3</b>	<b>4</b>	<b>5</b>	<b>6</b>	<b>7</b>	<b>8</b>	<b>9</b>	<b>10</b>
1	1:57.86	1:53.61	1:51.79	1:51.49	1:51.97	1:52.59	1:52.37	1:52.11		
<b>7</b>	<b>Steven RIDEOUT</b>									
<b>Lap</b>	<b>1</b>	<b>2</b>	<b>3</b>	<b>4</b>	<b>5</b>	<b>6</b>	<b>7</b>	<b>8</b>	<b>9</b>	<b>10</b>
1	1:59.80	1:54.20	1:53.27	1:53.76	1:53.27	1:58.01	1:53.36	1:56.51		
<b>8</b>	<b>Stuart COOMBS</b>									
<b>Lap</b>	<b>1</b>	<b>2</b>	<b>3</b>	<b>4</b>	<b>5</b>	<b>6</b>	<b>7</b>	<b>8</b>	<b>9</b>	<b>10</b>
1	2:02.80	1:54.62	1:52.91	1:53.14	1:52.76	1:53.28	1:52.83			
<b>10</b>	<b>David KIRKPATRICK</b>									
<b>Lap</b>	<b>1</b>	<b>2</b>	<b>3</b>	<b>4</b>	<b>5</b>	<b>6</b>	<b>7</b>	<b>8</b>	<b>9</b>	<b>10</b>
1	1:58.31	1:53.70	1:52.77	1:54.93	1:53.34	2:23.04	1:52.79	1:52.85		
<b>12</b>	<b>Suzy INCH</b>									
<b>Lap</b>	<b>1</b>	<b>2</b>	<b>3</b>	<b>4</b>	<b>5</b>	<b>6</b>	<b>7</b>	<b>8</b>	<b>9</b>	<b>10</b>
1	2:13.00	2:07.49	2:06.11	2:05.12	2:04.72	2:05.25	2:05.09			
<b>33</b>	<b>William TYRRELL</b>									
<b>Lap</b>	<b>1</b>	<b>2</b>	<b>3</b>	<b>4</b>	<b>5</b>	<b>6</b>	<b>7</b>	<b>8</b>	<b>9</b>	<b>10</b>
1	2:09.85	2:03.35	2:03.47	2:03.48	2:04.44	2:04.51	2:04.60			
<b>40</b>	<b>Chris DIDCOTT</b>									
<b>Lap</b>	<b>1</b>	<b>2</b>	<b>3</b>	<b>4</b>	<b>5</b>	<b>6</b>	<b>7</b>	<b>8</b>	<b>9</b>	<b>10</b>
1	2:13.52	2:08.38	2:05.48	2:05.09	2:05.08	2:04.57	2:04.02			
<b>43</b>	<b>Ben BUTLER</b>									
<b>Lap</b>	<b>1</b>	<b>2</b>	<b>3</b>	<b>4</b>	<b>5</b>	<b>6</b>	<b>7</b>	<b>8</b>	<b>9</b>	<b>10</b>
1	2:06.26	2:03.48	2:06.30	2:03.52	2:03.03	2:03.28	2:04.32			
<b>45</b>	<b>Dan SMITH</b>									
<b>Lap</b>	<b>1</b>	<b>2</b>	<b>3</b>	<b>4</b>	<b>5</b>	<b>6</b>	<b>7</b>	<b>8</b>	<b>9</b>	<b>10</b>
1	2:12.51	2:05.27	2:04.19	2:03.55	2:04.28	2:03.02	2:02.93			
<b>58</b>	<b>Oilly SAMWAYS</b>									
<b>Lap</b>	<b>1</b>	<b>2</b>	<b>3</b>	<b>4</b>	<b>5</b>	<b>6</b>	<b>7</b>	<b>8</b>	<b>9</b>	<b>10</b>
1	2:09.23	2:02.50	2:01.18	2:00.71	2:02.10	2:00.71	2:00.18	2:01.15		
<b>70</b>	<b>Greg JENKINS</b>									
<b>Lap</b>	<b>1</b>	<b>2</b>	<b>3</b>	<b>4</b>	<b>5</b>	<b>6</b>	<b>7</b>	<b>8</b>	<b>9</b>	<b>10</b>
1	2:01.72	1:55.88	1:55.26	1:55.77	1:54.66	1:54.50	2:20.92			
<b>78</b>	<b>Bryn PIERCE</b>									
<b>Lap</b>	<b>1</b>	<b>2</b>	<b>3</b>	<b>4</b>	<b>5</b>	<b>6</b>	<b>7</b>	<b>8</b>	<b>9</b>	<b>10</b>
1	2:15.64	2:08.77	2:05.68	2:05.01	2:05.26	2:06.16	2:05.03			

# Mighty Mini Championship

## Race 4

ROW 10		<b>78</b> 02:05.010 Bryn PIERCE
ROW 9	<b>12</b> 02:04.720 Suzy INCH	<b>40</b> 02:04.020 Chris DIDCOTT
ROW 8	<b>33</b> 02:03.350 William TYRRELL	<b>43</b> 02:03.030 Ben BUTLER
ROW 7	<b>45</b> 02:02.930 Dan SMITH	<b>58</b> 02:00.180 Olly SAMWAYS
ROW 6		
ROW 5		
ROW 4		
ROW 3		<b>70</b> 01:54.500 Greg JENKINS
ROW 2	<b>7</b> 01:53.270 Steven RIDEOUT	<b>10</b> 01:52.770 David KIRKPATRICK
ROW 1	<b>8</b> 01:52.760 Stuart COOMBS	<b>1</b> 01:51.490 Neven KIRKPATRICK

**POLE**





Provisional Results - Race 4

Mighty Mini Championship

PI	No	CI	Name	Car	Laps	Time	Behind	MPH	Best Lap on	MPH
1	1	B	Neven KIRKPATRICK	Rover Mini	10	20:27.04		61.61	1:52.68	4 67.09
2	10	B	David KIRKPATRICK	Rover Mini	10	20:27.23	0.19	61.60	1:52.99	9 66.91
3	7	B	Steven RIDEOUT	Rover Mini	10	20:29.35	2.31	61.50	1:53.14	2 66.82
4	70	B	Greg JENKINS	Rover Mini	10	20:35.41	8.37	61.19	1:54.45	8 66.06
5	8	B	Stuart COOMBS	Rover Mini	10	20:36.27	9.23	61.15	1:54.24	8 66.18
6	58	A	Oilly SAMWAYS	Rover Mini	10	21:00.94	33.90	59.96	1:59.77	7 63.12
7	45	A	Dan SMITH	Rover Mini	10	21:08.02	40.98	59.62	2:01.00	7 62.48
8	43	A	Ben BUTLER	Rover Mini	10	21:16.44	49.40	59.23	2:03.16	10 61.38
9	12	A	Suzy INCH	Rover Mini	10	21:17.56	50.52	59.18	2:03.32	10 61.30
10	33	A	William TYRRELL	Rover Mini	10	21:18.16	51.12	59.15	2:03.37	10 61.28
11	40	A	Chris DIDCOTT	Rover Mini	10	21:18.28	51.24	59.14	2:03.02	10 61.45

Not-Classified

78	A	Bryn PIERCE	Rover Mini	3	6:23.27	DNF	59.17	2:04.34	3 60.80
----	---	-------------	------------	---	---------	-----	-------	---------	---------

Fastest Lap

1	B	Neven KIRKPATRICK	Rover Mini					1:52.68	4 67.09
58	A	Oilly SAMWAYS	Rover Mini					1:59.77	7 63.12

Weather / Track:

Start Time : 14:48

Anglesey International

13 May 23 15:12

Clerk of Course :

Time Issued :

Chief Timekeeper : Terry Stevens

THESE RESULTS REMAIN PROVISIONAL FOR A MINIMUM OF 30 MINUTES FROM THE TIME OF ISSUE AND UNTIL ALL JUDICIAL AND TECHNICAL MATTERS HAVE BEEN SETTLED.



# Lap Chart


## Mighty Mini Championship - Race 4

Lap 1		Lap 2		Lap 3		Lap 4		Lap 5		Lap 6		Lap 7		Lap 8		Lap 9		Lap 10	
No	Time	No	Time	No	Time	No	Time	No	Time	No	Time	No	Time	No	Time	No	Time	No	Time
1	1:57.66	1	3:50.46	1	5:43.19	1	7:35.87	1	9:28.89	1	12:52.73	1	14:46.96	1	16:40.47	1	18:33.57	1	20:27.04
10	1:58.39	7	3:52.63	10	5:47.68	10	7:42.51	10	9:36.84	10	12:53.24	10	14:47.34	10	16:40.83	10	18:33.82	10	20:27.23
7	1:59.49	10	3:53.31	7	5:47.82	7	7:42.90	7	9:37.28	7	12:53.97	7	14:47.97	7	16:41.89	7	18:35.52	7	20:29.35
70	2:00.30	70	3:56.34	8	5:52.41	8	7:46.94	8	9:42.48	8	12:55.30	8	14:50.92	8	16:45.16	8	18:40.20	70	20:35.41
8	2:02.01	8	3:56.55	70	5:53.63	70	7:48.36	70	9:43.79	70	12:55.80	70	14:51.04	70	16:45.49	70	18:40.50	70	20:36.27
58	2:08.86	58	4:09.99	58	6:10.96	58	8:11.89	58	10:17.92	58	12:59.39	58	14:59.16	58	16:59.60	58	19:00.30	58	21:00.94
45	2:10.60	45	4:12.76	45	6:15.35	45	8:17.68	45	10:31.09	45	13:00.28	45	15:01.28	45	17:03.50	45	19:05.61	45	21:08.02
43	2:11.59	43	4:15.30	43	6:19.18	43	8:22.97	12	10:31.84	12	13:01.50	12	15:05.04	43	17:09.29	43	19:13.28	43	21:16.44
12	2:12.01	12	4:16.50	12	6:20.26	12	8:23.61	43	10:32.51	43	13:01.75	43	15:05.27	12	17:09.77	12	19:14.24	12	21:17.56
33	2:12.38	33	4:16.74	40	6:20.60	40	8:24.11	40	10:33.10	40	13:02.82	40	15:05.86	40	17:10.11	33	19:14.79	33	21:18.16
40	2:12.50	40	4:16.99	33	6:21.42	33	8:24.87	33	10:33.47	33	13:03.73	33	15:07.18	33	17:10.89	40	19:15.26	40	21:18.28
78	2:14.47	78	4:18.93	78	6:23.27														


# Mighty Mini Championship

## LAP TIMES - Race 4

<b>1</b>	<b>Neven KIRKPATRICK</b>										
	<b>Lap</b>	<b>1</b>	<b>2</b>	<b>3</b>	<b>4</b>	<b>5</b>	<b>6</b>	<b>7</b>	<b>8</b>	<b>9</b>	<b>10</b>
	1	1:57.66	1:52.80	1:52.73	1:52.68	1:53.02	3:23.84	1:54.23	1:53.51	1:53.10	1:53.47
<b>7</b>	<b>Steven RIDEOUT</b>										
	<b>Lap</b>	<b>1</b>	<b>2</b>	<b>3</b>	<b>4</b>	<b>5</b>	<b>6</b>	<b>7</b>	<b>8</b>	<b>9</b>	<b>10</b>
	1	1:59.49	1:53.14	1:55.19	1:55.08	1:54.38	3:16.69	1:54.00	1:53.92	1:53.63	1:53.83
<b>8</b>	<b>Stuart COOMBS</b>										
	<b>Lap</b>	<b>1</b>	<b>2</b>	<b>3</b>	<b>4</b>	<b>5</b>	<b>6</b>	<b>7</b>	<b>8</b>	<b>9</b>	<b>10</b>
	1	2:02.01	1:54.54	1:55.86	1:54.53	1:55.54	3:12.82	1:55.62	1:54.24	1:55.04	1:56.07
<b>10</b>	<b>David KIRKPATRICK</b>										
	<b>Lap</b>	<b>1</b>	<b>2</b>	<b>3</b>	<b>4</b>	<b>5</b>	<b>6</b>	<b>7</b>	<b>8</b>	<b>9</b>	<b>10</b>
	1	1:58.39	1:54.92	1:54.37	1:54.83	1:54.33	3:16.40	1:54.10	1:53.49	1:52.99	1:53.41
<b>12</b>	<b>Suzy INCH</b>										
	<b>Lap</b>	<b>1</b>	<b>2</b>	<b>3</b>	<b>4</b>	<b>5</b>	<b>6</b>	<b>7</b>	<b>8</b>	<b>9</b>	<b>10</b>
	1	2:12.01	2:04.49	2:03.76	2:03.35	2:08.23	2:29.66	2:03.54	2:04.73	2:04.47	2:03.32
<b>33</b>	<b>William TYRRELL</b>										
	<b>Lap</b>	<b>1</b>	<b>2</b>	<b>3</b>	<b>4</b>	<b>5</b>	<b>6</b>	<b>7</b>	<b>8</b>	<b>9</b>	<b>10</b>
	1	2:12.38	2:04.36	2:04.68	2:03.45	2:08.60	2:30.26	2:03.45	2:03.71	2:03.90	2:03.37
<b>40</b>	<b>Chris DIDCOTT</b>										
	<b>Lap</b>	<b>1</b>	<b>2</b>	<b>3</b>	<b>4</b>	<b>5</b>	<b>6</b>	<b>7</b>	<b>8</b>	<b>9</b>	<b>10</b>
	1	2:12.50	2:04.49	2:03.61	2:03.51	2:08.99	2:29.72	2:03.04	2:04.25	2:05.15	2:03.02
<b>43</b>	<b>Ben BUTLER</b>										
	<b>Lap</b>	<b>1</b>	<b>2</b>	<b>3</b>	<b>4</b>	<b>5</b>	<b>6</b>	<b>7</b>	<b>8</b>	<b>9</b>	<b>10</b>
	1	2:11.59	2:03.71	2:03.88	2:03.79	2:09.54	2:29.24	2:03.52	2:04.02	2:03.99	2:03.16
<b>45</b>	<b>Dan SMITH</b>										
	<b>Lap</b>	<b>1</b>	<b>2</b>	<b>3</b>	<b>4</b>	<b>5</b>	<b>6</b>	<b>7</b>	<b>8</b>	<b>9</b>	<b>10</b>
	1	2:10.60	2:02.16	2:02.59	2:02.33	2:13.41	2:29.19	2:01.00	2:02.22	2:02.11	2:02.41
<b>58</b>	<b>Oilly SAMWAYS</b>										
	<b>Lap</b>	<b>1</b>	<b>2</b>	<b>3</b>	<b>4</b>	<b>5</b>	<b>6</b>	<b>7</b>	<b>8</b>	<b>9</b>	<b>10</b>
	1	2:08.86	2:01.13	2:00.97	2:00.93	2:06.03	2:41.47	1:59.77	2:00.44	2:00.70	2:00.64
<b>70</b>	<b>Greg JENKINS</b>										
	<b>Lap</b>	<b>1</b>	<b>2</b>	<b>3</b>	<b>4</b>	<b>5</b>	<b>6</b>	<b>7</b>	<b>8</b>	<b>9</b>	<b>10</b>
	1	2:00.30	1:56.04	1:57.29	1:54.73	1:55.43	3:12.01	1:55.24	1:54.45	1:55.01	1:54.91
<b>78</b>	<b>Bryn PIERCE</b>										
	<b>Lap</b>	<b>1</b>	<b>2</b>	<b>3</b>	<b>4</b>	<b>5</b>	<b>6</b>	<b>7</b>	<b>8</b>	<b>9</b>	<b>10</b>
	1	2:14.47	2:04.46	2:04.34							



# RACE GRID




## Mighty Mini Championship

### Race 13

ROW 10		<b>78</b> Bryn PIERCE	
ROW 9		<b>58</b> Olly SAMWAYS	<b>45</b> Dan SMITH
ROW 8	<b>43</b> Ben BUTLER		<b>12</b> Suzy INCH
ROW 7		<b>33</b> William TYRRELL	<b>40</b> Chris DIDCOTT
ROW 6			
ROW 5			
ROW 4			
ROW 3			<b>1</b> Neven KIRKPATRICK
ROW 2	<b>10</b> David KIRKPATRICK		<b>7</b> Steven RIDEOUT
ROW 1		<b>70</b> Greg JENKINS	<b>8</b> Stuart COOMBS

**POLE**



AMENDED GRID



Provisional Results - Race 13

Mighty Mini Championship

PI	No	CI	Name	Car	Laps	Time	Behind	MPH	Best Lap on	MPH
1	1	B	Neven KIRKPATRICK	Rover Mini	11	20:52.58		66.39	1:52.63	5 67.12
2	10	B	David KIRKPATRICK	Rover Mini	11	20:57.27	4.69	66.14	1:52.92	5 66.95
3	7	B	Steven RIDEOUT	Rover Mini	11	20:58.06	5.48	66.10	1:53.14	7 66.82
4	70	B	Greg JENKINS	Rover Mini	11	21:20.26	27.68	64.96	1:53.58	5 66.56
5	58	A	Oilly SAMWAYS	Rover Mini	11	22:21.99	1:29.41	61.97	2:00.75	4 62.61
6	45	A	Dan SMITH	Rover Mini	11	22:33.00	1:40.42	61.46	2:01.40	7 62.27
7	43	A	Ben BUTLER	Rover Mini	11	22:33.18	1:40.60	61.46	2:01.90	3 62.02
8	40	A	Chris DIDCOTT	Rover Mini	11	22:33.74	1:41.16	61.43	2:01.37	9 62.29
9	12	A	Suzy INCH	Rover Mini	11	22:54.44	2:01.86	60.50	2:02.96	3 61.48
10	33	A	William TYRRELL	Rover Mini	11	22:56.03	2:03.45	60.43	2:03.68	3 61.13
11	78	A	Bryn PIERCE	Rover Mini	10	21:31.29	1 Lap	58.55	2:06.94	2 59.56

Non-Starters

8 B Stuart COOMBS Rover Mini

Fastest Lap

1 B Neven KIRKPATRICK Rover Mini 1:52.63 5 67.12  
 58 A Oilly SAMWAYS Rover Mini 2:00.75 4 62.61

Weather / Track:

Start Time : 11:25

Anglesey International

14 May 23 11:58

Clerk of Course :

Time Issued :

Chief Timekeeper : Terry Stevens

THESE RESULTS REMAIN PROVISIONAL FOR A MINIMUM OF 30 MINUTES FROM THE TIME OF ISSUE AND UNTIL ALL JUDICIAL AND TECHNICAL MATTERS HAVE BEEN SETTLED.





# Lap Chart

## Mighty Mini Championship - Race 13

Lap 1		Lap 2		Lap 3		Lap 4		Lap 5		Lap 6		Lap 7		Lap 8		Lap 9		Lap 10	
No	Time	No	Time	No	Time	No	Time	No	Time	No	Time	No	Time	No	Time	No	Time	No	Time
10	2:00.31	1	3:54.63	10	5:48.39	1	7:42.05	1	9:34.68	1	11:27.61	1	13:20.62	1	15:13.56	1	17:06.23	1	18:59.60
7	2:00.46	10	3:55.09	1	5:48.74	10	7:42.77	10	9:35.69	10	11:28.90	10	13:22.34	10	15:15.90	10	17:09.39	10	19:03.20
1	2:00.75	7	3:55.69	7	5:49.69	7	7:43.51	7	9:36.85	7	11:30.01	7	13:23.15	7	15:16.55	7	17:10.13	7	19:03.98
70	2:01.40	70	3:56.32	70	5:49.94	70	7:43.98	70	9:37.56	70	11:31.21	70	13:24.92	70	15:24.14	78	17:13.70 *1	78	19:22.10 *1
43	2:10.27	58	4:12.56	58	6:13.78	58	8:14.53	58	10:15.57	58	12:16.36	58	14:17.24	58	16:18.18	70	17:27.24	70	19:24.87
58	2:10.43	43	4:12.96	43	6:14.86	43	8:16.84	43	10:19.25	43	12:21.57	43	14:23.75	43	16:25.78	58	18:19.34	58	20:20.66
45	2:12.46	45	4:15.15	45	6:17.65	45	8:19.90	45	10:22.08	45	12:23.84	45	14:25.24	45	16:26.75	43	18:28.30	43	20:30.82
40	2:12.78	40	4:15.73	40	6:18.11	40	8:20.43	40	10:22.71	40	12:24.31	40	14:26.17	40	16:27.89	45	18:29.01	45	20:31.41
33	2:13.37	12	4:17.38	12	6:20.34	12	8:24.34	12	10:28.19	12	12:32.65	12	14:37.64	12	16:42.01	40	18:29.26	40	20:31.94
12	2:14.14	33	4:18.01	33	6:21.69	33	8:25.61	33	10:29.56	33	12:33.83	33	14:38.20	33	16:42.62	12	18:46.67	12	20:50.12
78	2:15.61	78	4:22.55	78	6:30.52	78	8:37.62	78	10:46.92	78	12:55.03	78	15:03.69			33	18:47.17	33	20:51.09

# Lap Chart

## Mighty Mini Championship - Race 13

Lap 11		Lap 12		Lap 13		Lap 14		Lap 15		Lap 16		Lap 17		Lap 18		Lap 19		Lap 20	
No	Time	No	Time	No	Time	No	Time	No	Time	No	Time	No	Time	No	Time	No	Time	No	Time
1	20:52.58																		
10	20:57.27																		
7	20:58.06																		
70	21:20.26																		
78	21:31.29 *1																		
58	22:21.99																		
45	22:33.00																		
43	22:33.18																		
40	22:33.74																		
12	22:54.44																		
33	22:56.03																		

# Mighty Mini Championship

## LAP TIMES - Race 13

---

**1 Neven KIRKPATRICK**

Lap	1	2	3	4	5	6	7	8	9	10
1	2:00.75	1:53.88	1:54.11	1:53.31	1:52.63	1:52.93	1:53.01	1:52.94	1:52.67	1:53.37
11	1:52.98									

---

**7 Steven RIDEOUT**

Lap	1	2	3	4	5	6	7	8	9	10
1	2:00.46	1:55.23	1:54.00	1:53.82	1:53.34	1:53.16	1:53.14	1:53.40	1:53.58	1:53.85
11	1:54.08									

---

**10 David KIRKPATRICK**

Lap	1	2	3	4	5	6	7	8	9	10
1	2:00.31	1:54.78	1:53.30	1:54.38	1:52.92	1:53.21	1:53.44	1:53.56	1:53.49	1:53.81
11	1:54.07									

---

**12 Suzy INCH**

Lap	1	2	3	4	5	6	7	8	9	10
1	2:14.14	2:03.24	2:02.96	2:04.00	2:03.85	2:04.46	2:04.99	2:04.37	2:04.66	2:03.45
11	2:04.32									

---

**33 William TYRRELL**

Lap	1	2	3	4	5	6	7	8	9	10
1	2:13.37	2:04.64	2:03.68	2:03.92	2:03.95	2:04.27	2:04.37	2:04.42	2:04.55	2:03.92
11	2:04.94									

---

**40 Chris DIDCOTT**

Lap	1	2	3	4	5	6	7	8	9	10
1	2:12.78	2:02.95	2:02.38	2:02.32	2:02.28	2:01.60	2:01.86	2:01.72	2:01.37	2:02.68
11	2:01.80									

---

**43 Ben BUTLER**

Lap	1	2	3	4	5	6	7	8	9	10
1	2:10.27	2:02.69	2:01.90	2:01.98	2:02.41	2:02.32	2:02.18	2:02.03	2:02.52	2:02.52
11	2:02.36									

---

**45 Dan SMITH**

Lap	1	2	3	4	5	6	7	8	9	10
1	2:12.46	2:02.69	2:02.50	2:02.25	2:02.18	2:01.76	2:01.40	2:01.51	2:02.26	2:02.40
11	2:01.59									

---

**58 Olly SAMWAYS**

Lap	1	2	3	4	5	6	7	8	9	10
1	2:10.43	2:02.13	2:01.22	2:00.75	2:01.04	2:00.79	2:00.88	2:00.94	2:01.16	2:01.32
11	2:01.33									

---

**70 Greg JENKINS**

Lap	1	2	3	4	5	6	7	8	9	10
1	2:01.40	1:54.92	1:53.62	1:54.04	1:53.58	1:53.65	1:53.71	1:59.22	2:03.10	1:57.63
11	1:55.39									

---

**78 Bryn PIERCE**

<b>Lap</b>	<b>1</b>	<b>2</b>	<b>3</b>	<b>4</b>	<b>5</b>	<b>6</b>	<b>7</b>	<b>8</b>	<b>9</b>	<b>10</b>
1	2:15.61	2:06.94	2:07.97	2:07.10	2:09.30	2:08.11	2:08.66	2:10.01	2:08.40	2:09.19