



Qualifying 4

Formula Vee Ireland - Selco Hygiene National Championship

Pl	No	Cl	Name	Car	Laps	Time on Lap	Behind	MPH
1	88		Jimmy FURLONG	Sheane	11	1:15.82	4	73.60
2	17		Dan POLLEY	LOH Sheane	11	1:15.94	7	73.48
3	1		Anthony CROSS	Vee	11	1:16.06	8	73.36
4	16		John-Benedict FARRELL	Cicoda Sheane	11	1:16.99	11	72.48
5	97		Jack BYRNE	LOH Sheane	11	1:17.21	4	72.27
6	99		Jordan KELLY	Sheane	11	1:17.23	11	72.25
7	84		Stephen MORRIN/NO TRANSPONDER	Leastone JH004	10	1:17.69	5	71.82
8	9		Robert FLEMING	LOH Sheane	11	1:17.70	7	71.81
9	157		Ger BYRNE	Sheane	11	1:17.74	8	71.78
10	35		Matthew BODDEN	Leastone JH02	11	1:18.02	9	71.52
11	31		Mark MILLER	Leastone	11	1:18.41	8	71.16
12	8		Colin LEWIS	Sheane FV 19	10	1:18.67	10	70.93
13	73		Justin GRAY	Sheane	11	1:18.83	11	70.79
14	40		Sean McCALLION	Sheane	11	1:19.42	9	70.26
15	22		Michael KILLIAN	Leastone	10	1:20.64	10	69.20

Not-Seen

26 Paul HEAVEY Total Leastone

No 84 - NO TRANSPONDER

Weather / Track: Bright / Dry

Start Time : 10:54

Anglesey Coastal

15 Jun 19 11:13

Clerk of Course :	Time Issued :	Chief Timekeeper : Terry Stevens
-------------------	---------------	----------------------------------

THESE RESULTS REMAIN PROVISIONAL FOR A MINIMUM OF 30 MINUTES FROM THE TIME OF ISSUE AND UNTIL ALL JUDICIAL AND TECHNICAL MATTERS HAVE BEEN SETTLED.



Lap Chart


Formula Vee Ireland - Selco Hygiene National Championship - Qualifying 4

Lap 1		Lap 2		Lap 3		Lap 4		Lap 5		Lap 6		Lap 7		Lap 8		Lap 9		Lap 10	
No	Time	No	Time	No	Time	No	Time	No	Time	No	Time	No	Time	No	Time	No	Time	No	Time
84	2:09.00	84	3:27.84	84	4:46.18	97	6:05.04	97	7:22.30	97	8:39.85	17	9:56.27	17	11:12.76	17	12:29.37	17	13:45.50
35	2:10.16	35	3:28.70	35	4:46.84	84	6:05.59	84	7:23.28	17	8:40.33	97	9:57.18	97	11:14.47	97	12:31.76	22	13:48.31 *1
22	2:12.71	97	3:30.31	97	4:47.83	35	6:06.46	17	7:23.86	84	8:41.35	84	9:59.62	35	11:19.27	35	12:37.29	35	13:55.55
97	2:12.97	17	3:35.17	17	4:51.51	17	6:07.78	35	7:24.89	35	8:42.94	35	10:01.09	157	11:28.22	1	12:45.37	97	13:58.86
40	2:14.05	22	3:35.29	157	4:55.58	1	6:12.32	157	7:33.76	157	8:51.92	157	10:10.48	1	11:28.87	157	12:46.84	157	14:05.32
17	2:16.89	157	3:35.71	1	4:55.73	157	6:14.09	1	7:38.86	1	8:55.81	1	10:12.81	9	11:35.06	9	12:53.08	1	14:08.35
157	2:17.55	40	3:36.56	40	4:57.25	22	6:20.44	9	7:41.01	9	8:58.88	9	10:16.58	99	11:41.84	99	13:00.02	9	14:11.45
73	2:19.54	1	3:37.71	22	4:58.17	31	6:21.07	22	7:42.68	31	9:05.25	99	10:24.00	31	11:43.38	31	13:09.41	99	14:17.53
1	2:20.21	31	3:40.19	31	5:01.60	9	6:22.72	31	7:45.14	99	9:05.81	31	10:24.97	73	11:46.35	88	13:14.75	31	14:28.59
31	2:21.31	73	3:43.53	9	5:04.34	73	6:26.27	73	7:46.43	73	9:07.56	73	10:27.19	88	11:55.56	73	13:17.11	88	14:31.25
9	2:21.85	9	3:44.08	73	5:05.32	99	6:27.43	99	7:46.87	8	9:11.57 *1	8	10:30.65 *1	40	12:00.07	40	13:19.49	73	14:36.35
99	2:23.85	99	3:44.71	99	5:06.01	40	6:30.21	40	7:50.09	22	9:15.62	88	10:37.94	8	12:03.76 *1	8	13:22.97 *1	8	14:41.84 *1
16	2:42.04	8	3:52.81 *1	8	5:12.77 *1	8	6:32.25 *1	8	7:51.86 *1	40	9:20.14	40	10:40.47	16	12:23.84	84	13:35.87 *1	40	14:48.46
88	2:58.24	88	4:15.16	88	5:32.35	88	6:48.17	88	8:04.17	88	9:21.00	22	11:04.87	22	12:27.13	16	13:41.09	84	14:54.05 *1
		16	4:34.71	16	5:53.90	16	7:13.07	16	8:30.29	16	9:47.67	16	11:05.30					16	14:58.10


Lap Chart

Formula Vee Ireland - Selco Hygiene National Championship - Qualifying 4

Lap 11		Lap 12		Lap 13		Lap 14		Lap 15		Lap 16		Lap 17		Lap 18		Lap 19		Lap 20	
No	Time	No	Time	No	Time	No	Time	No	Time	No	Time	No	Time	No	Time	No	Time	No	Time
17	15:02.14																		
22	15:08.95																		
35	15:13.73																		
97	15:16.39																		
157	15:23.34																		
1	15:25.35																		
9	15:30.17																		
99	15:34.76																		
88	15:48.44																		
31	15:50.96																		
73	15:55.18																		
8	16:00.51																		
40	16:08.19																		
84	16:12.32																		
16	16:15.09																		




RACE GRID



Formula Vee Ireland - Selco Hygiene National Championship

Race 4

ROW 8		22 01:20.640 Michael KILLIAN	
ROW 7	40 01:19.420 Sean McCALLION		73 01:18.830 Justin GRAY
ROW 6	8 01:18.670 Colin LEWIS	31 01:18.410 Mark MILLER	
ROW 5		35 01:18.020 Matthew BODDEN	157 01:17.740 Ger BYRNE
ROW 4	9 01:17.700 Robert FLEMING	84 01:17.690 Stephen MORRIN	
ROW 3		99 01:17.230 Jordan KELLY	97 01:17.210 Jack BYRNE
ROW 2	16 01:16.990 John-Benedict FARRELL	1 01:16.060 Anthony CROSS	
ROW 1		17 01:15.940 Dan POLLEY	88 01:15.820 Jimmy FURLONG
POLE			
			



Provisional Results - Race 4

Formula Vee Ireland - Selco Hygiene National Championship

PI	No	CI	Name	Car	Laps	Time	Behind	MPH	Best Lap on	MPH
1	1		Anthony CROSS	Sheane	10	12:53.30		72.16	1:16.19	5 73.24
2	17		Dan POLLEY	LOH Sheane	10	12:53.59	0.29	72.13	1:16.51	5 72.93
3	97		Jack BYRNE	LOH Sheane	10	12:59.84	6.54	71.55	1:17.13	7 72.35
4	99		Jordan KELLY	Sheane	10	13:03.84	10.54	71.19	1:17.28	5 72.20
5	157		Ger BYRNE	Sheane	10	13:09.80	16.50	70.65	1:17.91	4 71.62
6	84		Stephen MORRIN	Leastone JH004	10	13:14.04	20.74	70.27	1:18.28	7 71.28
7	16		John-Benedict FARRELL	Cicoda Sheane	10	13:14.44	21.14	70.24	1:18.12	7 71.43
8	8		Colin LEWIS	Sheane FV 19	10	13:20.59	27.29	69.70	1:18.83	7 70.79
9	73		Justin GRAY	Sheane	10	13:24.73	31.43	69.34	1:19.30	9 70.37
10	40		Sean McCALLION	Sheane	10	13:24.98	31.68	69.32	1:18.91	9 70.71
11	31		Mark MILLER	Leastone	10	13:28.50	35.20	69.02	1:18.91	10 70.71
Not-Classified										
	88		Jimmy FURLONG	Sheane	7	9:20.96	DNF	69.63	1:16.43	5 73.01
	35		Matthew BODDEN	Leastone JH02	5	6:40.67	DNF	69.63	1:18.17	5 71.38
	9		Robert FLEMING	LOH Sheane	5	6:43.58	DNF	69.13	1:18.61	3 70.98
Non-Starters										
	22		Michael KILLIAN	Leastone						
Fastest Lap										
	1		Anthony CROSS	Sheane					1:16.19	5 73.24

Weather / Track: Bright / Dry

Start Time : 15:24

Anglesey Coastal

15 Jun 19 15:39

Clerk of Course :	Time Issued :	Chief Timekeeper : Terry Stevens
-------------------	---------------	----------------------------------

THESE RESULTS REMAIN PROVISIONAL FOR A MINIMUM OF 30 MINUTES FROM THE TIME OF ISSUE AND UNTIL ALL JUDICIAL AND TECHNICAL MATTERS HAVE BEEN SETTLED.



Lap Chart

Formula Vee Ireland - Selco Hygiene National Championship - Race 4

Lap 1		Lap 2		Lap 3		Lap 4		Lap 5		Lap 6		Lap 7		Lap 8		Lap 9		Lap 10	
No	Time	No	Time	No	Time	No	Time	No	Time	No	Time	No	Time	No	Time	No	Time	No	Time
88	1:21.93	17	2:39.25	17	3:55.84	17	5:12.51	17	6:29.02	17	7:45.76	17	9:02.60	17	10:19.25	17	11:36.18	1	12:53.30
17	1:22.44	88	2:39.53	88	3:56.50	88	5:13.42	88	6:29.85	1	7:46.95	1	9:03.61	1	10:20.37	1	11:36.70	17	12:53.59
1	1:23.04	1	2:40.14	1	3:57.17	1	5:14.21	1	6:30.40	97	7:50.65	97	9:07.78	97	10:25.14	97	11:42.52	97	12:59.84
99	1:23.68	97	2:41.29	97	3:58.67	97	5:15.92	97	6:33.21	99	7:51.97	99	9:09.42	99	10:27.66	99	11:45.76	99	13:03.84
97	1:24.00	99	2:41.95	99	3:59.71	99	5:17.41	99	6:34.69	157	7:54.91	157	9:13.53	157	10:31.97	157	11:50.61	157	13:09.80
157	1:24.67	157	2:42.62	157	4:00.57	157	5:18.48	157	6:36.56	84	7:59.75	84	9:18.03	84	10:36.86	84	11:55.43	84	13:14.04
16	1:25.47	84	2:44.39	84	4:03.09	84	5:21.96	84	6:40.39	16	8:00.87	16	9:18.99	16	10:37.56	16	11:55.89	16	13:14.44
84	1:25.76	35	2:44.64	35	4:03.54	35	5:22.50	35	6:40.67	88	8:02.89	88	9:20.96	8	10:42.41	8	12:01.51	8	13:20.59
35	1:26.07	16	2:45.10	16	4:04.14	16	5:22.85	16	6:41.78	8	8:04.05	8	9:22.88	73	10:45.77	73	12:05.07	73	13:24.73
9	1:26.48	9	2:46.30	9	4:04.91	9	5:23.63	9	6:43.58	73	8:06.88	73	9:26.35	40	10:46.36	40	12:05.27	40	13:24.98
8	1:27.03	8	2:46.81	8	4:06.05	8	5:25.05	8	6:44.26	31	8:07.75	40	9:27.38	31	10:50.26	31	12:09.59	31	13:28.50
31	1:27.41	31	2:47.13	31	4:07.15	31	5:26.79	73	6:46.86	40	8:08.15	31	9:30.11						
73	1:27.88	73	2:47.27	73	4:07.35	73	5:27.53	31	6:47.55										
40	1:28.37	40	2:47.62	40	4:07.67	40	5:27.98	40	6:47.74										

Formula Vee Ireland - Selco Hygiene National Championship

LAP TIMES - Race 4

1	Anthony CROSS										
Lap	1	2	3	4	5	6	7	8	9	10	
1	1:23.04	1:17.10	1:17.03	1:17.04	1:16.19	1:16.55	1:16.66	1:16.76	1:16.33	1:16.60	
8	Colin LEWIS										
Lap	1	2	3	4	5	6	7	8	9	10	
1	1:27.03	1:19.78	1:19.24	1:19.00	1:19.21	1:19.79	1:18.83	1:19.53	1:19.10	1:19.08	
9	Robert FLEMING										
Lap	1	2	3	4	5	6	7	8	9	10	
1	1:26.48	1:19.82	1:18.61	1:18.72	1:19.95						
16	John-Benedict FARRELL										
Lap	1	2	3	4	5	6	7	8	9	10	
1	1:25.47	1:19.63	1:19.04	1:18.71	1:18.93	1:19.09	1:18.12	1:18.57	1:18.33	1:18.55	
17	Dan POLLEY										
Lap	1	2	3	4	5	6	7	8	9	10	
1	1:22.44	1:16.81	1:16.59	1:16.67	1:16.51	1:16.74	1:16.84	1:16.65	1:16.93	1:17.41	
31	Mark MILLER										
Lap	1	2	3	4	5	6	7	8	9	10	
1	1:27.41	1:19.72	1:20.02	1:19.64	1:20.76	1:20.20	1:22.36	1:20.15	1:19.33	1:18.91	
35	Matthew BODDEN										
Lap	1	2	3	4	5	6	7	8	9	10	
1	1:26.07	1:18.57	1:18.90	1:18.96	1:18.17						
40	Sean McCALLION										
Lap	1	2	3	4	5	6	7	8	9	10	
1	1:28.37	1:19.25	1:20.05	1:20.31	1:19.76	1:20.41	1:19.23	1:18.98	1:18.91	1:19.71	
73	Justin GRAY										
Lap	1	2	3	4	5	6	7	8	9	10	
1	1:27.88	1:19.39	1:20.08	1:20.18	1:19.33	1:20.02	1:19.47	1:19.42	1:19.30	1:19.66	
84	Stephen MORRIN										
Lap	1	2	3	4	5	6	7	8	9	10	
1	1:25.76	1:18.63	1:18.70	1:18.87	1:18.43	1:19.36	1:18.28	1:18.83	1:18.57	1:18.61	
88	Jimmy FURLONG										
Lap	1	2	3	4	5	6	7	8	9	10	
1	1:21.93	1:17.60	1:16.97	1:16.92	1:16.43	1:33.04	1:18.07				
97	Jack BYRNE										
Lap	1	2	3	4	5	6	7	8	9	10	
1	1:24.00	1:17.29	1:17.38	1:17.25	1:17.29	1:17.44	1:17.13	1:17.36	1:17.38	1:17.32	
99	Jordan KELLY										
Lap	1	2	3	4	5	6	7	8	9	10	
1	1:23.68	1:18.27	1:17.76	1:17.70	1:17.28	1:17.28	1:17.45	1:18.24	1:18.10	1:18.08	

157 Ger BYRNE

Lap	1	2	3	4	5	6	7	8	9	10
1	1:24.67	1:17.95	1:17.95	1:17.91	1:18.08	1:18.35	1:18.62	1:18.44	1:18.64	1:19.19



**Formula Vee Ireland - Selco Hygiene National Championship
Qualifying 4
Second Best Times**

Pl	No	Cl	Name	Car	Laps	2nd Best on Lap
1	88		Jimmy FURLONG	Sheane	11	1:16.00 5
2	17		Dan POLLEY	LOH Sheane	11	1:16.08 5
3	1		Anthony CROSS	Vee	11	1:16.50 9
4	16		John-Benedict FARRELL	Cicoda Sheane	11	1:17.01 10
5	97		Jack BYRNE	LOH Sheane	11	1:17.26 5
6	99		Jordan KELLY	Sheane	11	1:17.51 10
7	9		Robert FLEMING	LOH Sheane	11	1:17.87 6
8	157		Ger BYRNE	Sheane	11	1:18.02 11
9	35		Matthew BODDEN	Leystone JH02	11	1:18.05 6
10	84		Stephen MORRIN/NO TRANSPONDER	Leystone JH004	10	1:18.07 6
11	8		Colin LEWIS	Sheane FV 19	10	1:18.87 9
12	31		Mark MILLER	Leystone	11	1:18.88 2
13	73		Justin GRAY	Sheane	11	1:19.16 8
14	40		Sean McCALLION	Sheane	11	1:19.60 8
15	22		Michael KILLIAN	Leystone	10	1:21.18 9

Not-Seen

26 Paul HEAVEY Total Leystone

No 84 - NO TRANSPONDER

Weather / Track: Bright / Dry

Start Time : 10:54

Anglesey Coastal

15 Jun 19 11:15


Clerk of Course :	Time Issued :	Chief Timekeeper : Terry Stevens
-------------------	---------------	----------------------------------

THESE RESULTS REMAIN PROVISIONAL FOR A MINIMUM OF 30 MINUTES FROM THE TIME OF ISSUE AND UNTIL ALL JUDICIAL AND TECHNICAL MATTERS HAVE BEEN SETTLED.






RACE GRID



Formula Vee Ireland - Selco Hygiene National Championship

Race 14

ROW 8		22 01:21.180 Michael KILLIAN	
ROW 7		40 01:19.600 Sean McCALLION	73 01:19.160 Justin GRAY
ROW 6	31 01:18.880 Mark MILLER		8 01:18.870 Colin LEWIS
ROW 5		84 01:18.070 Stephen MORRIN	35 01:18.050 Matthew BODDEN
ROW 4	157 01:18.020 Ger BYRNE		9 01:17.870 Robert FLEMING
ROW 3		99 01:17.510 Jordan KELLY	97 01:17.260 Jack BYRNE
ROW 2	16 01:17.010 John-Benedict FARRELL		1 01:16.500 Anthony CROSS
ROW 1		17 01:16.080 Dan POLLEY	88 01:16.000 Jimmy FURLONG
POLE			





Provisional Results - Race 14

Formula Vee Ireland - Selco Hygiene National Championship

PI	No	CI	Name	Car	Laps	Time	Behind	MPH	Best Lap on	MPH
1	17		Dan POLLEY	LOH Sheane	12	15:24.45		72.43	1:15.67	7 73.74
2	88		Jimmy FURLONG	Sheane	12	15:27.71	3.26	72.18	1:16.00	7 73.42
3	1		Anthony CROSS	Sheane	12	15:29.24	4.79	72.06	1:16.19	11 73.24
4	97		Jack BYRNE	LOH Sheane	12	15:33.27	8.82	71.75	1:16.67	3 72.78
5	99		Jordan KELLY	Sheane	12	15:46.08	21.63	70.78	1:17.25	5 72.23
6	26		Paul HEAVEY	Total Leastone	12	15:47.06	22.61	70.70	1:17.41	11 72.08
7	16		John-Benedict FARRELL	Cicoda Sheane	12	15:48.35	23.90	70.61	1:17.67	11 71.84
8	157		Ger BYRNE	Sheane	12	16:01.43	36.98	69.65	1:18.09	5 71.46
9	40		Sean McCALLION	Sheane	12	16:03.01	38.56	69.53	1:18.77	3 70.84
10	8		Colin LEWIS	Sheane FV 19	12	16:10.12	45.67	69.02	1:18.21	9 71.35
11	31		Mark MILLER	Leastone	12	16:12.07	47.62	68.88	1:19.25	5 70.41
12	73		Justin GRAY	Sheane	12	16:17.63	53.18	68.49	1:18.51	8 71.07
13	22		Michael KILLIAN	Leastone	12	16:19.47	55.02	68.36	1:19.77	9 69.95
14	9		Robert FLEMING	LOH Sheane	11	16:13.72	1 Lap	63.04	1:18.30	2 71.26
15	35		Matthew BODDEN	Leastone JH02	9	15:43.16	3 Laps	53.25	1:17.82	2 71.70
<u>Not-Classified</u>										
	84		Stephen MORRIN	Leastone JH004	3	4:03.38	DNF	68.78	1:18.50	2 71.08
<u>Fastest Lap</u>										
	17		Dan POLLEY	LOH Sheane					1:15.67	7 73.74

Weather / Track:

Start Time : 10:39

Anglesey Coastal

16 Jun 19 10:58

Clerk of Course :	Time Issued :	Chief Timekeeper : Terry Stevens
-------------------	---------------	----------------------------------

THESE RESULTS REMAIN PROVISIONAL FOR A MINIMUM OF 30 MINUTES FROM THE TIME OF ISSUE AND UNTIL ALL JUDICIAL AND TECHNICAL MATTERS HAVE BEEN SETTLED.



Lap Chart

Formula Vee Ireland - Selco Hygiene National Championship - Race 14

Lap 1		Lap 2		Lap 3		Lap 4		Lap 5		Lap 6		Lap 7		Lap 8		Lap 9		Lap 10	
No	Time	No	Time	No	Time	No	Time	No	Time	No	Time	No	Time	No	Time	No	Time	No	Time
88	1:22.48	88	2:39.63	88	3:56.37	88	5:12.72	88	6:29.41	88	7:46.11	88	9:02.11	88	10:18.57	88	11:34.85	17	12:51.57
17	1:22.97	97	2:40.35	97	3:57.02	97	5:13.92	97	6:30.84	17	7:47.60	17	9:03.27	17	10:19.21	17	11:35.33	88	12:54.76
97	1:23.25	17	2:40.92	17	3:57.57	17	5:14.23	17	6:31.47	97	7:48.21	97	9:05.93	1	10:23.09	1	11:39.65	9	12:55.11 *1
1	1:23.92	1	2:41.51	1	3:57.78	1	5:14.58	1	6:32.02	1	7:48.98	1	9:06.11	97	10:23.52	97	11:40.65	1	12:56.38
9	1:24.95	9	2:43.25	26	4:03.17	26	5:21.30	26	6:39.43	26	7:58.30	26	9:16.73	26	10:35.08	26	11:53.22	97	12:57.96
157	1:25.37	157	2:43.47	84	4:03.38	16	5:23.09	99	6:41.27	99	7:59.16	99	9:17.22	99	10:35.67	99	11:53.51	99	13:11.30
26	1:25.71	26	2:44.27	157	4:03.92	99	5:24.02	16	6:41.85	16	8:00.20	16	9:18.98	16	10:36.69	16	11:54.51	26	13:12.03
16	1:26.00	84	2:44.86	16	4:04.53	8	5:25.01	40	6:45.53	40	8:05.03	40	9:24.54	40	10:43.56	40	12:02.74	16	13:12.82
84	1:26.36	16	2:45.24	8	4:05.07	40	5:26.02	9	6:47.08	9	8:05.88	157	9:26.26	157	10:44.90	157	12:03.23	40	13:22.72
8	1:26.78	8	2:45.92	99	4:05.56	9	5:27.58	31	6:47.47	31	8:06.95	73	9:27.34	73	10:45.85	73	12:04.45	157	13:22.78
31	1:27.29	31	2:46.68	31	4:06.40	31	5:28.22	157	6:47.91	157	8:07.32	9	9:27.50	8	10:47.88	8	12:06.09	73	13:23.39
40	1:27.77	99	2:46.86	40	4:06.85	73	5:28.51	73	6:48.56	73	8:07.77	8	9:29.00	31	10:50.96	31	12:10.68	8	13:24.88
73	1:28.02	40	2:48.08	9	4:07.75	157	5:29.82	8	6:50.12	8	8:10.13	31	9:30.86	9	10:55.60	22	12:19.17	31	13:30.84
99	1:28.55	73	2:48.53	73	4:08.72	22	5:30.62	22	6:51.70	22	8:12.61	22	9:38.78	22	10:59.40			22	13:39.12
22	1:28.97	22	2:49.11	35	4:08.99	35	5:35.56	35	7:18.79			35	9:41.66 *1	35	11:22.91 *1				
35	1:31.63	35	2:49.45	22	4:09.31														

Lap Chart

Formula Vee Ireland - Selco Hygiene National Championship - Race 14

Lap 11		Lap 12		Lap 13		Lap 14		Lap 15		Lap 16		Lap 17		Lap 18		Lap 19		Lap 20	
No	Time	No	Time	No	Time	No	Time	No	Time	No	Time	No	Time	No	Time	No	Time	No	Time
17	14:08.06	17	15:24.45																
88	14:11.53	88	15:27.71																
1	14:12.57	1	15:29.24																
97	14:15.39	97	15:33.27																
35	14:24.81 *3	35	15:43.16 *3																
99	14:28.71	99	15:46.08																
26	14:29.44	26	15:47.06																
16	14:30.49	16	15:48.35																
157	14:42.73	157	16:01.43																
40	14:43.68	40	16:03.01																
73	14:43.94	8	16:10.12																
8	14:44.89	31	16:12.07																
9	14:45.34 *1	9	16:13.72 *1																
31	14:51.56	73	16:17.63																
22	14:59.31	22	16:19.47																

Formula Vee Ireland - Selco Hygiene National Championship

LAP TIMES - Race 14

1 Anthony CROSS

Lap	1	2	3	4	5	6	7	8	9	10
1	1:23.92	1:17.59	1:16.27	1:16.80	1:17.44	1:16.96	1:17.13	1:16.98	1:16.56	1:16.73
11	1:16.19	1:16.67								

8 Colin LEWIS

Lap	1	2	3	4	5	6	7	8	9	10
1	1:26.78	1:19.14	1:19.15	1:19.94	1:25.11	1:20.01	1:18.87	1:18.88	1:18.21	1:18.79
11	1:20.01	1:25.23								

9 Robert FLEMING

Lap	1	2	3	4	5	6	7	8	9	10
1	1:24.95	1:18.30	1:24.50	1:19.83	1:19.50	1:18.80	1:21.62	1:28.10	1:59.51	1:50.23
11	1:28.38									

16 John-Benedict FARRELL

Lap	1	2	3	4	5	6	7	8	9	10
1	1:26.00	1:19.24	1:19.29	1:18.56	1:18.76	1:18.35	1:18.78	1:17.71	1:17.82	1:18.31
11	1:17.67	1:17.86								

17 Dan POLLEY

Lap	1	2	3	4	5	6	7	8	9	10
1	1:22.97	1:17.95	1:16.65	1:16.66	1:17.24	1:16.13	1:15.67	1:15.94	1:16.12	1:16.24
11	1:16.49	1:16.39								

22 Michael KILLIAN

Lap	1	2	3	4	5	6	7	8	9	10
1	1:28.97	1:20.14	1:20.20	1:21.31	1:21.08	1:20.91	1:26.17	1:20.62	1:19.77	1:19.95
11	1:20.19	1:20.16								

26 Paul HEAVEY

Lap	1	2	3	4	5	6	7	8	9	10
1	1:25.71	1:18.56	1:18.90	1:18.13	1:18.13	1:18.87	1:18.43	1:18.35	1:18.14	1:18.81
11	1:17.41	1:17.62								

31 Mark MILLER

Lap	1	2	3	4	5	6	7	8	9	10
1	1:27.29	1:19.39	1:19.72	1:21.82	1:19.25	1:19.48	1:23.91	1:20.10	1:19.72	1:20.16
11	1:20.72	1:20.51								

35 Matthew BODDEN

Lap	1	2	3	4	5	6	7	8	9	10
1	1:31.63	1:17.82	1:19.54	1:26.57	1:43.23	2:22.87	1:41.25	3:01.90	1:18.35	

40 Sean McCALLION

Lap	1	2	3	4	5	6	7	8	9	10
1	1:27.77	1:20.31	1:18.77	1:19.17	1:19.51	1:19.50	1:19.51	1:19.02	1:19.18	1:19.98
11	1:20.96	1:19.33								

73	Justin GRAY										
Lap	1	2	3	4	5	6	7	8	9	10	
1	1:28.02	1:20.51	1:20.19	1:19.79	1:20.05	1:19.21	1:19.57	1:18.51	1:18.60	1:18.94	
11	1:20.55	1:33.69									

84	Stephen MORRIN										
Lap	1	2	3	4	5	6	7	8	9	10	
1	1:26.36	1:18.50	1:18.52								

88	Jimmy FURLONG										
Lap	1	2	3	4	5	6	7	8	9	10	
1	1:22.48	1:17.15	1:16.74	1:16.35	1:16.69	1:16.70	1:16.00	1:16.46	1:16.28	1:19.91	
11	1:16.77	1:16.18									

97	Jack BYRNE										
Lap	1	2	3	4	5	6	7	8	9	10	
1	1:23.25	1:17.10	1:16.67	1:16.90	1:16.92	1:17.37	1:17.72	1:17.59	1:17.13	1:17.31	
11	1:17.43	1:17.88									

99	Jordan KELLY										
Lap	1	2	3	4	5	6	7	8	9	10	
1	1:28.55	1:18.31	1:18.70	1:18.46	1:17.25	1:17.89	1:18.06	1:18.45	1:17.84	1:17.79	
11	1:17.41	1:17.37									

157	Ger BYRNE										
Lap	1	2	3	4	5	6	7	8	9	10	
1	1:25.37	1:18.10	1:20.45	1:25.90	1:18.09	1:19.41	1:18.94	1:18.64	1:18.33	1:19.55	
11	1:19.95	1:18.70									
