



RACEPARTS

HISTORIC 750 FORMULA SERIES



750 Motor Club Race Meeting
Donington Park National
21st April 2025



SPORTS TIMING

TIMING SOLUTIONS LTD

Timing & Results Provided by Timing Solutions Ltd

www.tsl-timing.com



Raceparts Historic 750 Formula Series

QUALIFYING - RACES 1 & 7 - CLASSIFICATION



POS	NO	CL	PIC	NAME	ENTRY	TIME	ON	LAPS	GAP	DIFF	MPH
1	31	D	1	Gregg CATTON	Dison Type 64	1:34.966	8	9			75.02
2	29	C	1	John VILLAGE	Village V2	1:35.666	8	9	0.700	0.700	74.47
3	2	INV	1	Tim SAGE	Mallock U2	1:37.702	7	8	2.736	2.036	72.92
4	7	C	2	Graham WILSON	Time 3B	1:38.865	7	9	3.899	1.163	72.06
5	6	C	3	Richard VERHEYDEN	Racekits Merlin Miss Money Penny	1:41.524	8	9	6.558	2.659	70.17
6	59	C	4	Josef ZOSSO	DNC Mk3	1:41.963	7	8	6.997	0.439	69.87
7	14	C	5	Ben MYALL	Gerrell Mk1	1:42.024	3	9	7.058	0.061	69.83
8	88	B	1	Richard CARTER	Austin 7	1:42.114	8	8	7.148	0.090	69.77
9	65	C	6	Juerg SCHNEIDER	Racekits Merlin	1:43.233	6	8	8.267	1.119	69.01
10	8	B	2	Peter MARSH	Austin Pigsty - Supersnort	1:43.750	6	9	8.784	0.517	68.67
11	41	C	7	Christopher JONES	DNC LHD	1:47.743	6	8	12.777	3.993	66.12
12	3	D	2	David ROSE	Lotus 11	1:50.899	7	8	15.933	3.156	64.24
13	22	A	1	Charlie PLAIN-JONES	Austin 7 Cowley Special	1:52.293	7	8	17.327	1.394	63.44
14	25	C	8	Timothy BRADLEY	Centaur Mk16	1:58.030	7	7	23.064	5.737	60.36
15	37	C	9	John DONLEY	Racekits Merlin	1:58.401	4	7	23.435	0.371	60.17
16	13	C	10	Ben BOULT	Centaur Mk16	2:06.952	4	5	31.986	8.551	56.12
17	1	C	11	Gregan THRUSTON	Rawson Special	2:10.444	1	1	35.478	3.492	54.61
18	17	A	2	Matt TOMKINS	Austin 7 Tomkins Special	2:16.692	6	7	41.726	6.248	52.12
19	12	A	3	Roderick RENFREW	Austin 7 Roaring Meg	2:19.649	4	5	44.683	2.957	51.01
20	10	C	12	DAVIES / CHANNON	Austin Special Hamblin Cadet	2:33.313	5	6	58.347	13.664	46.47

No. 59 - no working transponder, please rectify for your next session Ch.12 App.6, Art.2.2

Weather / Track : Cloudy / Dry

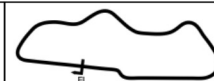
These results are provisional until the conclusion of any judicial and technical matters.

Date: 21/04/2025 Start: 09:39 Finish: 09:55

Donington Park National: 1.9790 miles

Clerk Of Course: Lynne Spurr

Timekeeper: Stewart Burr





Raceparts Historic 750 Formula Series

QUALIFYING - RACES 1 & 7 - 2ND FASTEST CLASSIFICATION



POS	NO	CL	PIC	NAME	ENTRY	TIME	ON	LAPS	GAP	DIFF	MPH
1	31	D	1	Gregg CATTON	Dison Type 64	1:35.300	6	9			74.76
2	29	C	1	John VILLAGE	Village V2	1:36.944	7	9	1.644	1.644	73.49
3	6	C	2	Richard VERHEYDEN	Racekits Merlin Miss Money Penny	1:41.869	9	9	6.569	4.925	69.93
4	88	B	1	Richard CARTER	Austin 7	1:42.295	7	8	6.995	0.426	69.64
5	7	C	3	Graham WILSON	Time 3B	1:42.463	5	9	7.163	0.168	69.53
6	14	C	4	Ben MYALL	Gerrell Mk1	1:42.550	7	9	7.250	0.087	69.47
7	59	C	5	Josef ZOSSO	DNC Mk3	1:42.784	4	8	7.484	0.234	69.31
8	2	INV	1	Tim SAGE	Mallock U2	1:43.197	4	8	7.897	0.413	69.03
9	65	C	6	Juerg SCHNEIDER	Racekits Merlin	1:43.556	7	8	8.256	0.359	68.79
10	8	B	2	Peter MARSH	Austin Pigsty - Supersnort	1:44.027	8	9	8.727	0.471	68.48
11	41	C	7	Christopher JONES	DNC LHD	1:47.878	7	8	12.578	3.851	66.04
12	3	D	2	David ROSE	Lotus 11	1:52.428	5	8	17.128	4.550	63.37
13	22	A	1	Charlie PLAIN-JONES	Austin 7 Cowley Special	1:52.808	5	8	17.508	0.380	63.15
14	37	C	8	John DONLEY	Racekits Merlin	1:59.244	2	7	23.944	6.436	59.74
15	25	C	9	Timothy BRADLEY	Centaur Mk16	2:01.847	5	7	26.547	2.603	58.47
16	13	C	10	Ben BOULT	Centaur Mk16	2:07.401	3	5	32.101	5.554	55.92
17	17	A	2	Matt TOMKINS	Austin 7 Tomkins Special	2:17.535	7	7	42.235	10.134	51.80
18	12	A	3	Roderick RENFREW	Austin 7 Roaring Meg	2:19.724	2	5	44.424	2.189	50.99
19	10	C	11	DAVIES / CHANNON	Austin Special Hamblin Cadet	2:36.368	2	6	1:01.068	16.644	45.56
22	1	C	14	Gregan THRUSTON	Rawson Special			1			

No. 59 - no working transponder, please rectify for your next session Ch.12 App.6, Art.2.2

Weather / Track : Cloudy / Dry


These results are provisional until the conclusion of any judicial and technical matters.

Date: 21/04/2025 Start: 09:39 Finish: 09:55

Donington Park National: 1.9790 miles

Clerk Of Course: Lynne Spurr

Timekeeper: Stewart Burr



Raceparts Historic 750 Formula Series

QUALIFYING - RACES 1 & 7 - LAP ANALYSIS

DIFF = Difference To Personal Best Lap, P = In Pit Lane, D = Time Disallowed

P1	31	Gregg CATTON			
LAP	LAP TIME	MPH	DIFF	TIME OF DAY	
1 -	2:02.524	58.14	27.558	09:42:11.116	
2 -	1:49.323	65.17	14.357	09:44:00.439	
3 -	1:44.503	68.17	9.537	09:45:44.942	
4 -	1:41.759	70.01	6.793	09:47:26.701	
5 -	1:36.523 (3)	73.81	1.557	09:49:03.224	
6 -	1:35.300 (2)	74.76	0.334	09:50:38.524	
7 -	1:37.404	73.14	2.438	09:52:15.928	
8 -	1:34.966 (1)	75.02		09:53:50.894	
9 -	1:42.459	69.53	7.493	09:55:33.353	

P2	29	John VILLAGE			
LAP	LAP TIME	MPH	DIFF	TIME OF DAY	
1 -	1:54.912	62.00	19.246	09:42:15.556	
2 -	1:43.933	68.55	8.267	09:43:59.489	
3 -	1:42.241	69.68	6.575	09:45:41.730	
4 -	1:40.685	70.76	5.019	09:47:22.415	
5 -	1:37.847	72.81	2.181	09:49:00.262	
6 -	1:37.452 (3)	73.10	1.786	09:50:37.714	
7 -	1:36.944 (2)	73.49	1.278	09:52:14.658	
8 -	1:35.666 (1)	74.47		09:53:50.324	
9 -	1:43.489	68.84	7.823	09:55:33.813	

P3	2	Tim SAGE			
LAP	LAP TIME	MPH	DIFF	TIME OF DAY	
1 -	2:13.053	53.54	35.351	09:42:55.687	
2 -	1:54.729	62.09	17.027	09:44:50.416	
3 -	1:47.568	66.23	9.866	09:46:37.984	
4 -	1:43.197 (2)	69.03	5.495	09:48:21.181	
5 -	1:45.716 (3)	67.39	8.014	09:50:06.897	
6 -	1:46.001	67.21	8.299	09:51:52.898	
7 -	1:37.702 (1)	72.92		09:53:30.600	
8 -	1:55.435	61.71	17.733	09:55:26.035	

P4	7	Graham WILSON			
LAP	LAP TIME	MPH	DIFF	TIME OF DAY	
1 -	1:59.092	59.82	20.227	09:41:59.768	
2 -	1:53.523	62.75	14.658	09:43:53.291	
3 -	1:50.211	64.64	11.346	09:45:43.502	
4 -	1:45.737	67.38	6.872	09:47:29.239	
5 -	1:42.463 (2)	69.53	3.598	09:49:11.702	
6 -	1:42.632 (3)	69.41	3.767	09:50:54.334	
7 -	1:38.865 (1)	72.06		09:52:33.199	
8 -	1:42.954	69.20	4.089	09:54:16.153	
9 -	1:46.006	67.20	7.141	09:56:02.159	

P5	6	Richard VERHEYDEN			
LAP	LAP TIME	MPH	DIFF	TIME OF DAY	
1 -	2:01.857	58.46	20.333	09:42:02.228	
2 -	1:52.553	63.30	11.029	09:43:54.781	
3 -	1:50.067	64.73	8.543	09:45:44.848	
4 -	1:46.635	66.81	5.111	09:47:31.483	
5 -	1:45.377	67.61	3.853	09:49:16.860	
6 -	1:43.768	68.65	2.244	09:51:00.628	
7 -	1:42.129 (3)	69.76	0.605	09:52:42.757	
8 -	1:41.524 (1)	70.17		09:54:24.281	
9 -	1:41.869 (2)	69.93	0.345	09:56:06.150	

DIFF = Difference To Personal Best Lap, P = In Pit Lane, D = Time Disallowed

P6	59	Josef ZOSSO			
LAP	LAP TIME	MPH	DIFF	TIME OF DAY	
1 -	2:03.134	57.86	21.171	09:42:13.746	
2 -	1:51.654	63.81	9.691	09:44:05.400	
3 -	1:44.031	68.48	2.068	09:45:49.431	
4 -	1:42.784 (2)	69.31	0.821	09:47:32.215	
5 -	1:46.087	67.15	4.124	09:49:18.302	
6 -	1:42.925 (3)	69.22	0.962	09:51:01.227	
7 -	1:41.963 (1)	69.87		09:52:43.190	
8 -	1:55.880 P	61.48	13.917	09:54:39.070	

P7	14	Ben MYALL			
LAP	LAP TIME	MPH	DIFF	TIME OF DAY	
1 -	1:58.821	59.96	16.797	09:42:17.561	
2 -	1:47.442	66.31	5.418	09:44:05.003	
3 -	1:42.024 (1)	69.83		09:45:47.027	
4 -	1:44.778	67.99	2.754	09:47:31.805	
5 -	1:57.648	60.55	15.624	09:49:29.453	
6 -	1:42.954	69.20	0.930	09:51:12.407	
7 -	1:42.550 (2)	69.47	0.526	09:52:54.957	
8 -	1:42.934 (3)	69.21	0.910	09:54:37.891	
9 -	1:43.696	68.70	1.672	09:56:21.587	

P8	88	Richard CARTER			
LAP	LAP TIME	MPH	DIFF	TIME OF DAY	
1 -	2:09.829	54.87	27.715	09:42:36.466	
2 -	1:54.546	62.19	12.432	09:44:31.012	
3 -	1:50.665	64.38	8.551	09:46:21.677	
4 -	1:49.433	65.10	7.319	09:48:11.110	
5 -	1:46.539	66.87	4.425	09:49:57.649	
6 -	1:44.806 (3)	67.97	2.692	09:51:42.455	
7 -	1:42.295 (2)	69.64	0.181	09:53:24.750	
8 -	1:42.114 (1)	69.77		09:55:06.864	

P9	65	Juerg SCHNEIDER			
LAP	LAP TIME	MPH	DIFF	TIME OF DAY	
1 -	2:00.917	58.92	17.684	09:42:02.991	
2 -	1:52.427	63.37	9.194	09:43:55.418	
3 -	1:50.411	64.52	7.178	09:45:45.829	
4 -	1:46.702 (3)	66.77	3.469	09:47:32.531	
5 -	1:52.005	63.61	8.772	09:49:24.536	
6 -	1:43.233 (1)	69.01		09:51:07.769	
7 -	1:43.556 (2)	68.79	0.323	09:52:51.325	
8 -	2:01.621 P	58.58	18.388	09:54:52.946	

P10	8	Peter MARSH			
LAP	LAP TIME	MPH	DIFF	TIME OF DAY	
1 -	2:06.558	56.29	22.808	09:42:20.888	
2 -	1:54.942	61.98	11.192	09:44:15.830	
3 -	1:46.960	66.61	3.210	09:46:02.790	
4 -	1:48.945	65.39	5.195	09:47:51.735	
5 -	1:48.881	65.43	5.131	09:49:40.616	
6 -	1:43.750 (1)	68.67		09:51:24.366	
7 -	1:45.277 (3)	67.67	1.527	09:53:09.643	
8 -	1:44.027 (2)	68.48	0.277	09:54:53.670	
9 -	2:06.116 P	56.49	22.366	09:56:59.786	

P11	41	Christopher JONES			
LAP	LAP TIME	MPH	DIFF	TIME OF DAY	
1 -	2:17.092	51.96	29.349	09:42:33.323	

Weather / Track : Cloudy / Dry

Results can be found at www.tsl-timing.com

Page 1 of 3

Donington Park National: 1.9790 miles
Date: 21/04/2025 Start: 09:39 Finish: 09:55

Printed - 10:03 Monday, 21 April 2025

Raceparts Historic 750 Formula Series

QUALIFYING - RACES 1 & 7 - LAP ANALYSIS

DIFF = Difference To Personal Best Lap, P = In Pit Lane, D = Time Disallowed

2 -	1:57.388	60.69	9.645	09:44:30.711
3 -	1:52.725	63.20	4.982	09:46:23.436
4 -	1:52.089	63.56	4.346	09:48:15.525
5 -	1:51.844	63.70	4.101	09:50:07.369
6 -	1:47.743 (1)	66.12		09:51:55.112
7 -	1:47.878 (2)	66.04	0.135	09:53:42.990
8 -	1:50.288 (3)	64.60	2.545	09:55:33.278

P12 3 David ROSE

LAP	LAP TIME	MPH	DIFF	TIME OF DAY
1 -	2:14.601	52.93	23.702	09:42:44.301
2 -	2:00.964	58.89	10.065	09:44:45.265
3 -	1:57.293	60.74	6.394	09:46:42.558
4 -	1:53.681	62.67	2.782	09:48:36.239
5 -	1:52.428 (2)	63.37	1.529	09:50:28.667
6 -	1:55.298	61.79	4.399	09:52:23.965
7 -	1:50.899 (1)	64.24		09:54:14.864
8 -	1:53.648 (3)	62.69	2.749	09:56:08.512

P13 22 Charlie PLAIN-JONES

LAP	LAP TIME	MPH	DIFF	TIME OF DAY
1 -	2:13.378	53.41	21.085	09:42:19.893
2 -	1:58.762	59.99	6.469	09:44:18.655
3 -	1:55.466	61.70	3.173	09:46:14.121
4 -	1:54.958	61.97	2.665	09:48:09.079
5 -	1:52.808 (2)	63.15	0.515	09:50:01.887
6 -	1:53.068	63.01	0.775	09:51:54.955
7 -	1:52.293 (1)	63.44		09:53:47.248
8 -	1:52.982 (3)	63.05	0.689	09:55:40.230

P14 25 Timothy BRADLEY

LAP	LAP TIME	MPH	DIFF	TIME OF DAY
1 -	2:38.250	45.02	40.220	09:43:14.656
2 -	2:17.027	51.99	18.997	09:45:31.683
3 -	2:10.957	54.40	12.927	09:47:42.640
4 -	2:08.797	55.31	10.767	09:49:51.437
5 -	2:01.847 (2)	58.47	3.817	09:51:53.284
6 -	2:02.642 (3)	58.09	4.612	09:53:55.926
7 -	1:58.030 (1)	60.36		09:55:53.956

P15 37 John DONLEY

LAP	LAP TIME	MPH	DIFF	TIME OF DAY
1 -	2:03.617	57.63	5.216	09:42:26.366
2 -	1:59.244 (2)	59.74	0.843	09:44:25.610
3 -	1:59.548 (3)	59.59	1.147	09:46:25.158
4 -	1:58.401 (1)	60.17		09:48:23.559
5 -	2:02.524	58.14	4.123	09:50:26.083
6 -	2:04.263	57.33	5.862	09:52:30.346
7 -	2:15.282 P	52.66	16.881	09:54:45.628

P16 13 Ben BOULT

LAP	LAP TIME	MPH	DIFF	TIME OF DAY
1 -	2:30.351	47.38	23.399	09:43:11.977
2 -	2:17.725 (3)	51.73	10.773	09:45:29.702
3 -	2:07.401 (2)	55.92	0.449	09:47:37.103
4 -	2:06.952 (1)	56.12		09:49:44.055
5 -	2:07.725 P	55.78	0.773	09:51:51.780

Raceparts Historic 750 Formula Series

QUALIFYING - RACES 1 & 7 - LAP ANALYSIS

DIFF = Difference To Personal Best Lap, P = In Pit Lane, D = Time Disallowed

P17 1 Gregan THRUSTON				
LAP	LAP TIME	MPH	DIFF	TIME OF DAY

1 - 2:10.444 (1) 54.61 09:42:47.969

P18 17 Matt TOMKINS				
LAP	LAP TIME	MPH	DIFF	TIME OF DAY

1 - 2:20.481 50.71 3.789 09:42:50.504
 2 - 2:19.142 51.20 2.450 09:45:09.646
 3 - 2:19.302 51.14 2.610 09:47:28.948
 4 - 2:21.946 50.19 5.254 09:49:50.894
 5 - 2:17.670 (3) 51.75 0.978 09:52:08.564
 6 - 2:16.692 (1) 52.12 09:54:25.256
 7 - 2:17.535 (2) 51.80 0.843 09:56:42.791

P19 12 Roderick RENFREW				
LAP	LAP TIME	MPH	DIFF	TIME OF DAY

1 - 2:25.110 49.09 5.461 09:42:47.946
 2 - 2:19.724 (2) 50.99 0.075 09:45:07.670
 3 - 2:20.721 (3) 50.62 1.072 09:47:28.391
 4 - 2:19.649 (1) 51.01 09:49:48.040
 5 - 2:39.635 P 44.63 19.986 09:52:27.675

P20 10 DAVIES / CHANNON				
LAP	LAP TIME	MPH	DIFF	TIME OF DAY

1 - 2:51.827 41.46 18.514 09:43:21.156
 2 - 2:36.368 (2) 45.56 3.055 09:45:57.524
 3 - 2:36.722 (3) 45.46 3.409 09:48:34.246
 4 - 2:36.856 45.42 3.543 09:51:11.102
 5 - 2:33.313 (1) 46.47 09:53:44.415
 6 - 2:37.774 45.15 4.461 09:56:22.189

Raceparts Historic 750 Formula Series

QUALIFYING - RACES 1 & 7 - STATISTICS

Competitors Started 20
Planned Start 2025-04-21 @ 09:35:00.000
Actual Start 2025-04-21 @ 09:39:47.999
Finish Time 2025-04-21 @ 09:55:00.062
Track Length 1.9790mi.
Total Laps 148
Total Distance Covered 292.9019mi.

Session Fastest Lap History

NO	CL	NAME	LAP TIME	TIME OF DAY	LAP	VEHICLE
7	C	Graham WILSON	1:59.092	09:41:59.792	1	Time 3B
29	C	John VILLAGE	1:54.912	09:42:15.575	1	Village V2
7	C	Graham WILSON	1:53.523	09:43:53.314	2	Time 3B
6	C	Richard VERHEYDEN	1:52.553	09:43:54.804	2	Racekits Merlin Miss
65	C	Juerg SCHNEIDER	1:52.427	09:43:55.437	2	Racekits Merlin
29	C	John VILLAGE	1:43.933	09:43:59.507	2	Village V2
29	C	John VILLAGE	1:42.241	09:45:41.749	3	Village V2
14	C	Ben MYALL	1:42.024	09:45:47.047	3	Gerrell Mk1
29	C	John VILLAGE	1:40.685	09:47:22.434	4	Village V2
29	C	John VILLAGE	1:37.847	09:49:00.280	5	Village V2
31	D	Gregg CATTON	1:36.523	09:49:03.231	5	Dison Type 64
31	D	Gregg CATTON	1:35.300	09:50:38.531	6	Dison Type 64
31	D	Gregg CATTON	1:34.966	09:53:50.899	8	Dison Type 64

Flag History

TYPE	TIME OF DAY
GREEN	09:39:47.999
FINISH	09:55:00.062

Flag Statistics

TYPE	COUNT	TOTAL LAPS	TOTAL TIME
Green	1	9	17:14.306
Red	0	0	0.000
Safety Car	0	0	0.000
FCY	0	0	0.000

Raceparts Historic 750 Formula Series

QUALIFYING - RACES 1 & 7 - STATISTICS

CLASS : A

3 Starters

Fastest Lap History

NO	NAME	LAP TIME	TIME OF DAY	LAP	VEHICLE
22	Charlie PLAIN-JONES	2:13.378	09:42:19.912	1	Austin 7 Cowley Special
22	Charlie PLAIN-JONES	1:58.762	09:44:18.674	2	Austin 7 Cowley Special
22	Charlie PLAIN-JONES	1:55.466	09:46:14.139	3	Austin 7 Cowley Special
22	Charlie PLAIN-JONES	1:54.958	09:48:09.098	4	Austin 7 Cowley Special
22	Charlie PLAIN-JONES	1:52.808	09:50:01.905	5	Austin 7 Cowley Special
22	Charlie PLAIN-JONES	1:52.293	09:53:47.267	7	Austin 7 Cowley Special

Raceparts Historic 750 Formula Series

QUALIFYING - RACES 1 & 7 - STATISTICS

CLASS : B

2 Starters

Fastest Lap History

NO	NAME	LAP TIME	TIME OF DAY	LAP	VEHICLE
8	Peter MARSH	2:06.558	09:42:20.933	1	Austin Pigsty - Supersnort
8	Peter MARSH	1:54.942	09:44:15.873	2	Austin Pigsty - Supersnort
88	Richard CARTER	1:54.546	09:44:30.927	2	Austin 7
8	Peter MARSH	1:46.960	09:46:02.833	3	Austin Pigsty - Supersnort
88	Richard CARTER	1:46.539	09:49:57.653	5	Austin 7
8	Peter MARSH	1:43.750	09:51:24.408	6	Austin Pigsty - Supersnort
88	Richard CARTER	1:42.295	09:53:24.754	7	Austin 7
88	Richard CARTER	1:42.114	09:55:06.868	8	Austin 7

Raceparts Historic 750 Formula Series

QUALIFYING - RACES 1 & 7 - STATISTICS

CLASS : C

12 Starters

Fastest Lap History

NO	NAME	LAP TIME	TIME OF DAY	LAP	VEHICLE
7	Graham WILSON	1:59.092	09:41:59.792	1	Time 3B
29	John VILLAGE	1:54.912	09:42:15.575	1	Village V2
7	Graham WILSON	1:53.523	09:43:53.314	2	Time 3B
6	Richard VERHEYDEN	1:52.553	09:43:54.804	2	Racekits Merlin Miss Money Penny
65	Juerg SCHNEIDER	1:52.427	09:43:55.437	2	Racekits Merlin
29	John VILLAGE	1:43.933	09:43:59.507	2	Village V2
29	John VILLAGE	1:42.241	09:45:41.749	3	Village V2
14	Ben MYALL	1:42.024	09:45:47.047	3	Gerrell Mk1
29	John VILLAGE	1:40.685	09:47:22.434	4	Village V2
29	John VILLAGE	1:37.847	09:49:00.280	5	Village V2
29	John VILLAGE	1:37.452	09:50:37.731	6	Village V2
29	John VILLAGE	1:36.944	09:52:14.676	7	Village V2
29	John VILLAGE	1:35.666	09:53:50.335	8	Village V2

Raceparts Historic 750 Formula Series

QUALIFYING - RACES 1 & 7 - STATISTICS

CLASS : D

2 Starters

Fastest Lap History

NO	NAME	LAP TIME	TIME OF DAY	LAP	VEHICLE
31	Gregg CATTON	2:02.524	09:42:11.125	1	Dison Type 64
31	Gregg CATTON	1:49.323	09:44:00.449	2	Dison Type 64
31	Gregg CATTON	1:44.503	09:45:44.942	3	Dison Type 64
31	Gregg CATTON	1:41.759	09:47:26.709	4	Dison Type 64
31	Gregg CATTON	1:36.523	09:49:03.231	5	Dison Type 64
31	Gregg CATTON	1:35.300	09:50:38.531	6	Dison Type 64
31	Gregg CATTON	1:34.966	09:53:50.899	8	Dison Type 64

Raceparts Historic 750 Formula Series

QUALIFYING - RACES 1 & 7 - STATISTICS

CLASS : INV

1 Starters

Fastest Lap History


NO	NAME	LAP TIME	TIME OF DAY	LAP	VEHICLE
2	Tim SAGE	2:13.053	09:42:55.710	1	Mallock U2
2	Tim SAGE	1:54.729	09:44:50.436	2	Mallock U2
2	Tim SAGE	1:47.568	09:46:38.004	3	Mallock U2
2	Tim SAGE	1:43.197	09:48:21.201	4	Mallock U2
2	Tim SAGE	1:37.702	09:53:30.619	7	Mallock U2



Raceparts Historic 750 Formula Series

RACE 1 - GRID (15 minutes)




ROW 10	19	2:33.313	10	DAVIES / CHANNON				
ROW 9	17	2:16.692	17	Matt TOMKINS	18	2:19.649	12	Roderick RENFREW
ROW 8	15	1:58.401	37	John DONLEY	16	2:06.952	13	Ben BOULT
ROW 7	13	1:52.293	22	Charlie PLAIN-JONES	14	1:58.030	25	Timothy BRADLEY
ROW 6	11	1:47.743	41	Christopher JONES	12	1:50.899	3	David ROSE
ROW 5	9	1:43.233	65	Juerg SCHNEIDER	10	1:43.750	8	Peter MARSH
ROW 4	7	1:42.024	14	Ben MYALL	8	1:42.114	88	Richard CARTER
ROW 3	5	1:41.524	6	Richard VERHEYDEN	6	1:41.963	59	Josef ZOSSO
ROW 2	3	1:37.702	2	Tim SAGE	4	1:38.865	7	Graham WILSON
ROW 1	1	1:34.966	31	Gregg CATTON	2	1:35.666	29	John VILLAGE
Pole								
								

These results are provisional until the conclusion of any judicial and technical matters.

Donington Park National: 1.9790 miles

Clerk Of Course: Lynne Spurr

Timekeeper: Stewart Burr





Raceparts Historic 750 Formula Series

RACE 1 - CLASSIFICATION

Race Distance: 7 Laps / 13.85 miles



POS	NO	CL	PIC	NAME	ENTRY	LAPS	TIME	GAP	DIFF	MPH	BEST	ON	GRD	↑↓
1	29	C	1	John VILLAGE	Village V2	7	13:24.393			61.83	1:51.476	3	2	1
2	2	INV	1	Tim SAGE	Mallock U2	7	14:00.208	35.815	35.815	59.19	1:54.955	2	3	1
3	31	D	1	Gregg CATTON	Dison Type 64	7	14:00.542	36.149	0.334	59.17	1:54.642	6	1	-2
4	7	C	2	Graham WILSON	Time 3B	7	14:01.730	37.337	1.188	59.08	1:56.924	4	4	0
5	8	B	1	Peter MARSH	Austin Pigsty - Supersnort	7	14:01.887	37.494	0.157	59.07	1:55.875	6	10	5
6	14	C	3	Ben MYALL	Gerrell Mk1	7	14:02.740	38.347	0.853	59.01	1:53.830	6	7	1
7	65	C	4	Juerg SCHNEIDER	Racekits Merlin	7	14:03.495	39.102	0.755	58.96	1:53.367	6	9	2
8	88	B	2	Richard CARTER	Austin 7	7	14:29.915	1:05.522	26.420	57.17	1:58.066	7	8	0
9	13	C	5	Ben BOULT	Centaur Mk16	7	14:31.740	1:07.347	1.825	57.05	1:55.408	7	16	7
10	22	A	1	Charlie PLAIN-JONES	Austin 7 Cowley Special	7	15:12.486	1:48.093	40.746	54.50	2:05.381	4	13	3
11	41	C	6	Christopher JONES	DNC LHD	6	13:26.481	1 Lap	1 Lap	52.83	2:05.504	3	11	0
12	3	D	2	David ROSE	Lotus 11	6	13:32.730	1 Lap	6.249	52.42	2:01.471	6	12	0
13	17	A	2	Matt TOMKINS	Austin 7 Tomkins Special	6	13:37.182	1 Lap	4.452	52.14	2:12.290	3	17	4
14	25	C	7	Timothy BRADLEY	Centaur Mk16	6	13:51.955	1 Lap	14.773	51.21	2:12.940	6	14	0
15	12	A	3	Roderick RENFREW	Austin 7 Roaring Meg	6	14:07.427	1 Lap	15.472	50.28	2:15.521	5	18	3
NOT CLASSIFIED														
DNF	6	C		Richard VERHEYDEN	Racekits Merlin Miss Moneypenny	5	10:06.805	2 Laps	1 Lap	58.48	1:56.177	4	5	
DNF	59	C		Josef ZOSSO	DNC Mk3	3	6:11.703	4 Laps	2 Laps	57.13	1:59.304	3	6	
DNF	37	C		John DONLEY	Racekits Merlin	1	2:34.176	6 Laps	2 Laps	45.32			15	
NOT STARTED														
NS	10	C		DAVIES / CHANNON	Austin Special Hamblin Cadet								19	
FASTEST LAP														
29	C			John VILLAGE	Village V2	3	1:51.476		63.91 mph		102.85 kph			
31	D			Gregg CATTON	Dison Type 64	6	1:54.642		62.14 mph		100.01 kph			
2	INV			Tim SAGE	Mallock U2	2	1:54.955		61.97 mph		99.74 kph			
8	B			Peter MARSH	Austin Pigsty - Supersnort	6	1:55.875		61.48 mph		98.95 kph			
22	A			Charlie PLAIN-JONES	Austin 7 Cowley Special	4	2:05.381		56.82 mph		91.44 kph			

Weather / Track : Drizzle / Damp

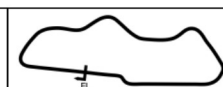
These results are provisional until the conclusion of any judicial and technical matters.

Date: 21/04/2025 Start: 12:15 Finish: 12:29

Donington Park National: 1.9790 miles

Clerk Of Course: Lynne Spurr

Timekeeper: Stewart Burr



Raceparts Historic 750 Formula Series

RACE 1 - LAP ANALYSIS

DIFF = Difference To Personal Best Lap, P = In Pit Lane, D = Time Disallowed

P1 29 John VILLAGE				
LAP	LAP TIME	MPH	DIFF	TIME OF DAY
1 -	2:00.091	59.32	8.615	12:17:37.987
2 -	1:54.176	62.40	2.700	12:19:32.163
3 -	1:51.476 (1)	63.91		12:21:23.639
4 -	1:52.923 (2)	63.09	1.447	12:23:16.562
5 -	1:53.392 (3)	62.83	1.916	12:25:09.954
6 -	1:55.627	61.61	4.151	12:27:05.581
7 -	1:56.708	61.04	5.232	12:29:02.289

P2 2 Tim SAGE				
LAP	LAP TIME	MPH	DIFF	TIME OF DAY
1 -	2:02.765	58.03	7.810	12:17:40.661
2 -	1:54.955 (1)	61.97		12:19:35.616
3 -	1:58.627	60.05	3.672	12:21:34.243
4 -	1:57.491 (2)	60.63	2.536	12:23:31.734
5 -	1:57.506 (3)	60.63	2.551	12:25:29.240
6 -	1:59.004	59.86	4.049	12:27:28.244
7 -	2:09.860	54.86	14.905	12:29:38.104

P3 31 Gregg CATTON				
LAP	LAP TIME	MPH	DIFF	TIME OF DAY
1 -	2:19.819	50.95	25.177	12:17:57.715
2 -	1:57.996	60.38	3.354	12:19:55.711
3 -	1:57.097	60.84	2.455	12:21:52.808
4 -	1:56.401 (3)	61.20	1.759	12:23:49.209
5 -	1:56.123 (2)	61.35	1.481	12:25:45.332
6 -	1:54.642 (1)	62.14		12:27:39.974
7 -	1:58.464	60.14	3.822	12:29:38.438

P4 7 Graham WILSON				
LAP	LAP TIME	MPH	DIFF	TIME OF DAY
1 -	2:04.878	57.05	7.954	12:17:42.774
2 -	1:58.055 (3)	60.35	1.131	12:19:40.829
3 -	2:00.769	58.99	3.845	12:21:41.598
4 -	1:56.924 (1)	60.93		12:23:38.522
5 -	2:02.904	57.96	5.980	12:25:41.426
6 -	1:57.721 (2)	60.52	0.797	12:27:39.147
7 -	2:00.479	59.13	3.555	12:29:39.626

P5 8 Peter MARSH				
LAP	LAP TIME	MPH	DIFF	TIME OF DAY
1 -	2:13.959	53.18	18.084	12:17:51.855
2 -	2:01.467	58.65	5.592	12:19:53.322
3 -	1:58.823	59.96	2.948	12:21:52.145
4 -	1:56.536 (2)	61.13	0.661	12:23:48.681
5 -	1:57.754	60.50	1.879	12:25:46.435
6 -	1:55.875 (1)	61.48		12:27:42.310
7 -	1:57.473 (3)	60.64	1.598	12:29:39.783

P6 14 Ben MYALL				
LAP	LAP TIME	MPH	DIFF	TIME OF DAY
1 -	2:14.966	52.78	21.136	12:17:52.862
2 -	2:02.535	58.14	8.705	12:19:55.397
3 -	2:00.955	58.90	7.125	12:21:56.352
4 -	1:57.686	60.53	3.856	12:23:54.038
5 -	1:55.556 (2)	61.65	1.726	12:25:49.594
6 -	1:53.830 (1)	62.59		12:27:43.424
7 -	1:57.212 (3)	60.78	3.382	12:29:40.636

DIFF = Difference To Personal Best Lap, P = In Pit Lane, D = Time Disallowed

P7 65 Juerg SCHNEIDER				
LAP	LAP TIME	MPH	DIFF	TIME OF DAY
1 -	2:15.298	52.65	21.931	12:17:53.194
2 -	1:58.822 (3)	59.96	5.455	12:19:52.016
3 -	1:58.944	59.89	5.577	12:21:50.960
4 -	2:00.787	58.98	7.420	12:23:51.747
5 -	1:55.601 (2)	61.63	2.234	12:25:47.348
6 -	1:53.367 (1)	62.84		12:27:40.715
7 -	2:00.676	59.03	7.309	12:29:41.391

P8 88 Richard CARTER				
LAP	LAP TIME	MPH	DIFF	TIME OF DAY
1 -	2:25.177	49.07	27.111	12:18:03.073
2 -	2:05.356	56.83	7.290	12:20:08.429
3 -	2:05.564	56.74	7.498	12:22:13.993
4 -	1:58.846	59.94	0.780	12:24:12.839
5 -	1:58.660 (3)	60.04	0.594	12:26:11.499
6 -	1:58.246 (2)	60.25	0.180	12:28:09.745
7 -	1:58.066 (1)	60.34		12:30:07.811

P9 13 Ben BOULT				
LAP	LAP TIME	MPH	DIFF	TIME OF DAY
1 -	2:23.330	49.70	27.922	12:18:01.226
2 -	2:05.830	56.62	10.422	12:20:07.056
3 -	2:16.557	52.17	21.149	12:22:23.613
4 -	1:56.716 (3)	61.04	1.308	12:24:20.329
5 -	1:57.941	60.40	2.533	12:26:18.270
6 -	1:55.958 (2)	61.44	0.550	12:28:14.228
7 -	1:55.408 (1)	61.73		12:30:09.636

P10 22 Charlie PLAIN-JONES				
LAP	LAP TIME	MPH	DIFF	TIME OF DAY
1 -	2:27.691	48.24	22.310	12:18:05.587
2 -	2:07.974	55.67	2.593	12:20:13.561
3 -	2:09.564	54.98	4.183	12:22:23.125
4 -	2:05.381 (1)	56.82		12:24:28.506
5 -	2:06.235 (2)	56.43	0.854	12:26:34.741
6 -	2:07.077 (3)	56.06	1.696	12:28:41.818
7 -	2:08.564	55.41	3.183	12:30:50.382

P11 41 Christopher JONES				
LAP	LAP TIME	MPH	DIFF	TIME OF DAY
1 -	2:32.055	46.85	26.551	12:18:09.951
2 -	2:08.202 (3)	55.57	2.698	12:20:18.153
3 -	2:05.504 (1)	56.76		12:22:23.657
4 -	2:25.122	49.09	19.618	12:24:48.779
5 -	2:07.283 (2)	55.97	1.779	12:26:56.062
6 -	2:08.315	55.52	2.811	12:29:04.377

P12 3 David ROSE				
LAP	LAP TIME	MPH	DIFF	TIME OF DAY
1 -	2:26.213	48.72	24.742	12:18:04.109
2 -	2:06.065 (3)	56.51	4.594	12:20:10.174
3 -	2:22.178 P	50.11	20.707	12:22:32.352
4 -	2:32.717	46.65	31.246	12:25:05.069
5 -	2:04.086 (2)	57.41	2.615	12:27:09.155
6 -	2:01.471 (1)	58.65		12:29:10.626

Raceparts Historic 750 Formula Series

RACE 1 - LAP ANALYSIS

DIFF = Difference To Personal Best Lap, P = In Pit Lane, D = Time Disallowed

P13 17 Matt TOMKINS				
LAP	LAP TIME	MPH	DIFF	TIME OF DAY

1 -	2:29.428	47.67	17.138	12:18:07.324
2 -	2:13.464 (3)	53.38	1.174	12:20:20.788
3 -	2:12.290 (1)	53.85		12:22:33.078
4 -	2:13.708	53.28	1.418	12:24:46.786
5 -	2:13.207 (2)	53.48	0.917	12:26:59.993
6 -	2:15.085	52.74	2.795	12:29:15.078

P14 25 Timothy BRADLEY				
LAP	LAP TIME	MPH	DIFF	TIME OF DAY

1 -	2:32.863	46.60	19.923	12:18:10.759
2 -	2:16.056 (3)	52.36	3.116	12:20:26.815
3 -	2:18.708	51.36	5.768	12:22:45.523
4 -	2:16.385	52.23	3.445	12:25:01.908
5 -	2:15.003 (2)	52.77	2.063	12:27:16.911
6 -	2:12.940 (1)	53.59		12:29:29.851

P15 12 Roderick RENFREW				
LAP	LAP TIME	MPH	DIFF	TIME OF DAY

1 -	2:32.146	46.82	16.625	12:18:10.042
2 -	2:19.939	50.91	4.418	12:20:29.981
3 -	2:19.756 (3)	50.97	4.235	12:22:49.737
4 -	2:18.311 (2)	51.51	2.790	12:25:08.048
5 -	2:15.521 (1)	52.57		12:27:23.569
6 -	2:21.754	50.26	6.233	12:29:45.323

P16 6 Richard VERHEYDEN				
LAP	LAP TIME	MPH	DIFF	TIME OF DAY

1 -	2:11.246	54.28	15.069	12:17:49.142
2 -	2:02.614	58.10	6.437	12:19:51.756
3 -	1:58.860 (3)	59.94	2.683	12:21:50.616
4 -	1:56.177 (1)	61.32		12:23:46.793
5 -	1:57.908 (2)	60.42	1.731	12:25:44.701

P17 59 Josef ZOSSO				
LAP	LAP TIME	MPH	DIFF	TIME OF DAY

1 -	2:10.143 (3)	54.74	10.839	12:17:48.039
2 -	2:02.256 (2)	58.27	2.952	12:19:50.295
3 -	1:59.304 (1)	59.71		12:21:49.599

P18 37 John DONLEY				
LAP	LAP TIME	MPH	DIFF	TIME OF DAY

1 -	2:34.176 P	46.21		12:18:12.072
-----	------------	-------	--	--------------

Raceparts Historic 750 Formula Series

RACE 1 - LAP CHART

LAP 1 @ 12:17:37.987			LAP 2 @ 12:19:32.163			LAP 3 @ 12:21:23.639			LAP 4 @ 12:23:16.562			LAP 5 @ 12:25:09.954		
NO	BEHIND	LAP TIME	NO	BEHIND	LAP TIME	NO	BEHIND	LAP TIME	NO	BEHIND	LAP TIME	NO	BEHIND	LAP TIME
29		2:00.091	29		1:54.176	29		1:51.476	29		1:52.923	29		1:53.392
2	2.674	2:02.765	2	3.453	1:54.955	2	10.604	1:58.627	2	15.172	1:57.491	2	19.286	1:57.506
7	4.787	2:04.878	7	8.666	1:58.055	7	17.959	2:00.769	7	21.960	1:56.924	7	31.472	2:02.904
59	10.052	2:10.143	59	18.132	2:02.256	59	25.960	1:59.304	6	30.231	1:56.177	6	34.747	1:57.908
6	11.155	2:11.246	6	19.593	2:02.614	6	26.977	1:58.860	8	32.119	1:56.536	31	35.378	1:56.123
8	13.868	2:13.959	65	19.853	1:58.822	65	27.321	1:58.944	31	32.647	1:56.401	8	36.481	1:57.754
14	14.875	2:14.966	8	21.159	2:01.467	8	28.506	1:58.823	65	35.185	2:00.787	65	37.394	1:55.601
65	15.207	2:15.298	14	23.234	2:02.535	31	29.169	1:57.097	14	37.476	1:57.686	14	39.640	1:55.556
31	19.728	2:19.819	31	23.548	1:57.996	14	32.713	2:00.955	88	56.277	1:58.846	88	1:01.545	1:58.660
13	23.239	2:23.330	13	34.893	2:05.830	88	50.354	2:05.564	13	1:03.767	1:56.716	13	1:08.316	1:57.941
88	25.086	2:25.177	88	36.266	2:05.356	22	59.486	2:09.564	22	1:11.944	2:05.381	22	1:24.787	2:06.235
3	26.122	2:26.213	3	38.011	2:06.065	13	59.974	2:16.557	17	1:30.224	2:13.708	41	1:46.108	2:07.283
22	27.600	2:27.691	22	41.398	2:07.974	41	1:00.018	2:05.504	41	1:32.217	2:25.122	17	1:50.039	2:13.207
17	29.337	2:29.428	41	45.990	2:08.202	3	1:08.713	2:22.178 P	25	1:45.346	2:16.385			
41	31.964	2:32.055	17	48.625	2:13.464	17	1:09.439	2:12.290	3	1:48.507	2:32.717			
12	32.055	2:32.146	25	54.652	2:16.056	25	1:21.884	2:18.708	12	1:51.486	2:18.311			
25	32.772	2:32.863	12	57.818	2:19.939	12	1:26.098	2:19.756						
37	34.085	2:34.176 P												

Raceparts Historic 750 Formula Series

RACE 1 - LAP CHART

LAP 6 @ 12:27:05.581			LAP 7 @ 12:29:02.289		
NO	BEHIND	LAP TIME	NO	BEHIND	LAP TIME
29		1:55.627	29		1:56.708
3	1 Lap	2:04.086	41	1 Lap	2:08.315
25	1 Lap	2:15.003	3	1 Lap	2:01.471
12	1 Lap	2:15.521	17	1 Lap	2:15.085
2	22.663	1:59.004	25	1 Lap	2:12.940
7	33.566	1:57.721	2	35.815	2:09.860
31	34.393	1:54.642	31	36.149	1:58.464
65	35.134	1:53.367	7	37.337	2:00.479
8	36.729	1:55.875	8	37.494	1:57.473
14	37.843	1:53.830	14	38.347	1:57.212
88	1:04.164	1:58.246	65	39.102	2:00.676
13	1:08.647	1:55.958	12	1 Lap	2:21.754
22	1:36.237	2:07.077	88	1:05.522	1:58.066
			13	1:07.347	1:55.408
			22	1:48.093	2:08.564

Raceparts Historic 750 Formula Series

RACE 1 - POSITION CHART

No	Name	Lap	1	2	3	4	5	6	7
		Pos							
31	CATTON	1	29	29	29	29	29	29	29
29	VILLAGE	2	2	2	2	2	2	2	2
2	SAGE	3	7	7	7	7	7	7	31
7	WILSON	4	59	59	59	6	6	31	7
6	VERHEYDEN	5	6	6	6	8	31	65	8
59	ZOSSO	6	8	65	65	31	8	8	14
14	MYALL	7	14	8	8	65	65	14	65
88	CARTER	8	65	14	31	14	14	88	88
65	SCHNEIDER	9	31	31	14	88	88	13	13
8	MARSH	10	13	13	88	13	13	22	22
41	JONES	11	88	88	22	22	22	41	
3	ROSE	12	3	3	13	17	41	3	
22	PLAIN-JONES	13	22	22	41	41	17	17	
25	BRADLEY	14	17	41	3	25	3	25	
37	DONLEY	15	41	17	17	3	25	12	
13	BOULT	16	12	25	25	12	12		
17	TOMKINS	17	25	12	12				
12	RENFREW	18	37						
10	DAVIES / CHANNON	19							

Raceparts Historic 750 Formula Series

RACE 1 - STATISTICS

Competitors Started 18
Planned Start 2025-04-21 @ 11:55:00.000
Actual Start 2025-04-21 @ 12:15:37.895
Finish Time 2025-04-21 @ 12:29:01.778
Track Length 1.9790mi.
Total Laps 109
Total Distance Covered 215.7183mi.

Session Fastest Lap History

NO	CL	NAME	LAP TIME	TIME OF DAY	LAP	VEHICLE
29	C	John VILLAGE	2:00.091	12:17:38.000	1	Village V2
29	C	John VILLAGE	1:54.176	12:19:32.177	2	Village V2
29	C	John VILLAGE	1:51.476	12:21:23.659	3	Village V2

Session Leader History

NO	CL	NAME	FROM LAP	LAPS LED	DISTANCE	VEHICLE
29	C	John VILLAGE	1	7	13.81 miles	Village V2

Flag History

TYPE	TIME OF DAY
GREEN	12:15:37.895
FINISH	12:29:01.778

Flag Statistics

TYPE	COUNT	TOTAL LAPS	TOTAL TIME
Green	1	7	15:39.485
Red	0	0	0.000
Safety Car	0	0	0.000
FCY	0	0	0.000

Raceparts Historic 750 Formula Series

RACE 1 - STATISTICS

CLASS : A

3 Starters

Fastest Lap History

NO	NAME	LAP TIME	TIME OF DAY	LAP	VEHICLE
22	Charlie PLAIN-JONES	2:27.691	12:18:05.607	1	Austin 7 Cowley Special
22	Charlie PLAIN-JONES	2:07.974	12:20:13.580	2	Austin 7 Cowley Special
22	Charlie PLAIN-JONES	2:05.381	12:24:28.526	4	Austin 7 Cowley Special

Leader History

NO	NAME	FROM LAP	LAPS LED	DISTANCE	VEHICLE
22	Charlie PLAIN-JONES	1	7	13.81 miles	Austin 7 Cowley Special

Raceparts Historic 750 Formula Series

RACE 1 - STATISTICS

CLASS : B

2 Starters

Fastest Lap History

NO	NAME	LAP TIME	TIME OF DAY	LAP	VEHICLE
8	Peter MARSH	2:13.959	12:17:51.900	1	Austin Pigsty - Supersnort
8	Peter MARSH	2:01.467	12:19:53.366	2	Austin Pigsty - Supersnort
8	Peter MARSH	1:58.823	12:21:52.188	3	Austin Pigsty - Supersnort
8	Peter MARSH	1:56.536	12:23:48.724	4	Austin Pigsty - Supersnort
8	Peter MARSH	1:55.875	12:27:42.352	6	Austin Pigsty - Supersnort

Leader History

NO	NAME	FROM LAP	LAPS LED	DISTANCE	VEHICLE
8	Peter MARSH	1	7	13.81 miles	Austin Pigsty - Supersnort

Raceparts Historic 750 Formula Series

RACE 1 - STATISTICS

CLASS : C

10 Starters

Fastest Lap History

NO	NAME	LAP TIME	TIME OF DAY	LAP	VEHICLE
29	John VILLAGE	2:00.091	12:17:38.000	1	Village V2
29	John VILLAGE	1:54.176	12:19:32.177	2	Village V2
29	John VILLAGE	1:51.476	12:21:23.659	3	Village V2

Leader History

NO	NAME	FROM LAP	LAPS LED	DISTANCE	VEHICLE
29	John VILLAGE	1	7	13.81 miles	Village V2

Raceparts Historic 750 Formula Series

RACE 1 - STATISTICS

CLASS : D

2 Starters

Fastest Lap History

NO	NAME	LAP TIME	TIME OF DAY	LAP	VEHICLE
31	Gregg CATTON	2:19.819	12:17:57.724	1	Dison Type 64
31	Gregg CATTON	1:57.996	12:19:55.721	2	Dison Type 64
31	Gregg CATTON	1:57.097	12:21:52.816	3	Dison Type 64
31	Gregg CATTON	1:56.401	12:23:49.216	4	Dison Type 64
31	Gregg CATTON	1:56.123	12:25:45.348	5	Dison Type 64
31	Gregg CATTON	1:54.642	12:27:39.982	6	Dison Type 64

Leader History

NO	NAME	FROM LAP	LAPS LED	DISTANCE	VEHICLE
31	Gregg CATTON	1	7	13.81 miles	Dison Type 64

Raceparts Historic 750 Formula Series

RACE 1 - STATISTICS

CLASS : INV

1 Starters

Fastest Lap History

NO	NAME	LAP TIME	TIME OF DAY	LAP	VEHICLE
2	Tim SAGE	2:02.765	12:17:40.680	1	Mallock U2
2	Tim SAGE	1:54.955	12:19:35.640	2	Mallock U2

Leader History


NO	NAME	FROM LAP	LAPS LED	DISTANCE	VEHICLE
2	Tim SAGE	1	7	13.81 miles	Mallock U2



Raceparts Historic 750 Formula Series

RACE 7 - GRID (15 minutes)



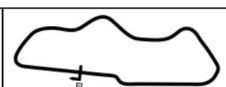
ROW 10	192:36.368 10DAVIES / CHANNON	
ROW 9	172:17.535 17Matt TOMKINS	182:19.724 12Roderick RENFREW
ROW 8	152:01.847 25Timothy BRADLEY	162:07.401 13Ben BOULT
ROW 7	131:52.808 22Charlie PLAIN-JONES	141:59.244 37John DONLEY
ROW 6	111:47.878 41Christopher JONES	121:52.428 3David ROSE
ROW 5	91:43.556 65Juerg SCHNEIDER	101:44.027 8Peter MARSH
ROW 4	71:42.784 59Josef ZOSSO	81:43.197 2Tim SAGE
ROW 3	51:42.463 7Graham WILSON	61:42.550 14Ben MYALL
ROW 2	31:41.869 6Richard VERHEYDEN	41:42.295 88Richard CARTER
ROW 1	11:35.300 31Gregg CATTON	21:36.944 29John VILLAGE
Pole		
		

These results are provisional until the conclusion of any judicial and technical matters.

Donington Park National: 1.9790 miles

Clerk Of Course: Lynne Spurr

Timekeeper: Stewart Burr





Raceparts Historic 750 Formula Series

RACE 7 - CLASSIFICATION

Race Distance: 7 Laps / 13.85 miles



POS	NO	CL	PIC	NAME	ENTRY	LAPS	TIME	GAP	DIFF	MPH	BEST	ON	GRD	↑↓
1	29	C	1	John VILLAGE	Village V2	7	16:46.806			49.39	1:49.897	4	2	1
2	31	D	1	Gregg CATTON	Dison Type 64	7	16:53.896	7.090	7.090	49.05	1:50.376	3	1	-1
3	88	B	1	Richard CARTER	Austin 7	7	17:20.792	33.986	26.896	47.78	1:55.302	5	4	1
4	2	INV	1	Tim SAGE	Mallock U2	7	17:22.004	35.198	1.212	47.73	1:55.259	5	8	4
5	6	C	2	Richard VERHEYDEN	Racekits Merlin Miss Money Penny	7	17:24.850	38.044	2.846	47.60	1:53.859	3	3	-2
6	7	C	3	Graham WILSON	Time 3B	7	17:25.718	38.912	0.868	47.56	1:54.874	5	5	-1
7	8	B	2	Peter MARSH	Austin Pigsty - Supersnort	7	17:28.265	41.459	2.547	47.44	1:52.997	6	10	3
8	59	C	4	Josef ZOSSO	DNC Mk3	7	17:49.217	1:02.411	20.952	46.51	1:59.336	5	7	-1
9	14	C	5	Ben MYALL	Gerrell Mk1	7	17:56.274	1:09.468	7.057	46.21	1:55.482	6	6	-3
10	22	A	1	Charlie PLAIN-JONES	Austin 7 Cowley Special	7	18:25.143	1:38.337	28.869	45.00	2:02.405	7	13	3
11	13	C	6	Ben BOULT	Centaur Mk16	7	18:26.117	1:39.311	0.974	44.96	1:57.654	7	16	5
12	3	D	2	David ROSE	Lotus 11	7	18:36.754	1:49.948	10.637	44.53	2:05.884	5	12	0
13	17	A	2	Matt TOMKINS	Austin 7 Tomkins Special	7	18:41.262	1:54.456	4.508	44.35	2:06.502	6	17	4
14	65	C	7	Juerg SCHNEIDER	Racekits Merlin	7	18:43.033	1:56.227	1.771	44.28	1:57.833	7	9	-5
15	25	C	8	Timothy BRADLEY	Centaur Mk16	6	17:35.810	1 Lap	1 Lap	40.35	2:12.507	2	15	0
16	12	A	3	Roderick RENFREW	Austin 7 Roaring Meg	6	17:38.198	1 Lap	2.388	40.26	2:14.762	4	18	2

NOT CLASSIFIED

DNF	41	C		Christopher JONES	DNC LHD	4	11:53.151	3 Laps	2 Laps	39.77	1:59.338	4	11	
-----	----	---	--	-------------------	---------	---	-----------	---------------	--------	-------	-----------------	---	----	--

NOT STARTED

NS	37	C		John DONLEY	Racekits Merlin								14	
NS	10	C		DAVIES / CHANNON	Austin Special Hamblin Cadet								19	

FASTEST LAP

29	C			John VILLAGE	Village V2	4	1:49.897		64.83 mph		104.33 kph			
31	D			Gregg CATTON	Dison Type 64	3	1:50.376		64.54 mph		103.88 kph			
8	B			Peter MARSH	Austin Pigsty - Supersnort	6	1:52.997		63.05 mph		101.47 kph			
2	INV			Tim SAGE	Mallock U2	5	1:55.259		61.81 mph		99.48 kph			
22	A			Charlie PLAIN-JONES	Austin 7 Cowley Special	7	2:02.405		58.20 mph		93.67 kph			

Weather / Track : Sunny / Drying

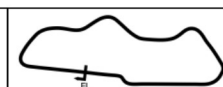
These results are provisional until the conclusion of any judicial and technical matters.

Date: 21/04/2025 Start: 16:30 Finish: 16:47

Donington Park National: 1.9790 miles

Clerk Of Course: Lynne Spurr

Timekeeper: Stewart Burr



Raceparts Historic 750 Formula Series

RACE 7 - LAP ANALYSIS

DIFF = Difference To Personal Best Lap, P = In Pit Lane, D = Time Disallowed

P1	29	John VILLAGE			
LAP	LAP TIME	MPH	DIFF	TIME OF DAY	
1 -	5:36.653	21.16	3:46.756	16:36:33.478	
2 -	1:51.475	63.91	1.578	16:38:24.953	
3 -	1:51.003 (2)	64.18	1.106	16:40:15.956	
4 -	1:49.897 (1)	64.83		16:42:05.853	
5 -	1:51.224 (3)	64.05	1.327	16:43:57.077	
6 -	1:53.709	62.65	3.812	16:45:50.786	
7 -	1:52.845	63.13	2.948	16:47:43.631	

P2	31	Gregg CATTON			
LAP	LAP TIME	MPH	DIFF	TIME OF DAY	
1 -	5:38.889	21.02	3:48.513	16:36:35.714	
2 -	1:50.941 (2)	64.22	0.565	16:38:26.655	
3 -	1:50.376 (1)	64.54		16:40:17.031	
4 -	1:51.993 (3)	63.61	1.617	16:42:09.024	
5 -	1:52.497	63.33	2.121	16:44:01.521	
6 -	1:56.338	61.24	5.962	16:45:57.859	
7 -	1:52.862	63.12	2.486	16:47:50.721	

P3	88	Richard CARTER			
LAP	LAP TIME	MPH	DIFF	TIME OF DAY	
1 -	5:40.422	20.92	3:45.120	16:36:37.247	
2 -	1:56.377 (3)	61.22	1.075	16:38:33.624	
3 -	1:57.885	60.43	2.583	16:40:31.509	
4 -	1:57.170	60.80	1.868	16:42:28.679	
5 -	1:55.302 (1)	61.79		16:44:23.981	
6 -	1:55.435 (2)	61.71	0.133	16:46:19.416	
7 -	1:58.201	60.27	2.899	16:48:17.617	

P4	2	Tim SAGE			
LAP	LAP TIME	MPH	DIFF	TIME OF DAY	
1 -	5:45.557	20.61	3:50.298	16:36:42.382	
2 -	1:56.366	61.22	1.107	16:38:38.748	
3 -	1:55.379 (2)	61.74	0.120	16:40:34.127	
4 -	1:55.970	61.43	0.711	16:42:30.097	
5 -	1:55.259 (1)	61.81		16:44:25.356	
6 -	1:55.420 (3)	61.72	0.161	16:46:20.776	
7 -	1:58.053	60.35	2.794	16:48:18.829	

P5	6	Richard VERHEYDEN			
LAP	LAP TIME	MPH	DIFF	TIME OF DAY	
1 -	5:46.579	20.55	3:52.720	16:36:43.404	
2 -	2:00.157	59.29	6.298	16:38:43.561	
3 -	1:53.859 (1)	62.57		16:40:37.420	
4 -	1:55.940	61.45	2.081	16:42:33.360	
5 -	1:55.341 (2)	61.77	1.482	16:44:28.701	
6 -	1:55.643 (3)	61.60	1.784	16:46:24.344	
7 -	1:57.331	60.72	3.472	16:48:21.675	

P6	7	Graham WILSON			
LAP	LAP TIME	MPH	DIFF	TIME OF DAY	
1 -	5:41.924	20.83	3:47.050	16:36:38.749	
2 -	1:57.922	60.41	3.048	16:38:36.671	
3 -	1:58.377	60.18	3.503	16:40:35.048	
4 -	1:57.734 (3)	60.51	2.860	16:42:32.782	
5 -	1:54.874 (1)	62.02		16:44:27.656	
6 -	1:56.915 (2)	60.93	2.041	16:46:24.571	
7 -	1:57.972	60.39	3.098	16:48:22.543	

DIFF = Difference To Personal Best Lap, P = In Pit Lane, D = Time Disallowed

P7	8	Peter MARSH			
LAP	LAP TIME	MPH	DIFF	TIME OF DAY	
1 -	5:46.623	20.55	3:53.626	16:36:43.448	
2 -	2:02.026	58.38	9.029	16:38:45.474	
3 -	2:00.365	59.19	7.368	16:40:45.839	
4 -	1:58.694	60.02	5.697	16:42:44.533	
5 -	1:54.332 (3)	62.31	1.335	16:44:38.865	
6 -	1:52.997 (1)	63.05		16:46:31.862	
7 -	1:53.228 (2)	62.92	0.231	16:48:25.090	

P8	59	Josef ZOSSO			
LAP	LAP TIME	MPH	DIFF	TIME OF DAY	
1 -	5:45.175	20.64	3:45.839	16:36:42.000	
2 -	2:00.428	59.16	1.092	16:38:42.428	
3 -	2:01.945	58.42	2.609	16:40:44.373	
4 -	2:02.269	58.27	2.933	16:42:46.642	
5 -	1:59.336 (1)	59.70		16:44:45.978	
6 -	1:59.707 (2)	59.51	0.371	16:46:45.685	
7 -	2:00.357 (3)	59.19	1.021	16:48:46.042	

P9	14	Ben MYALL			
LAP	LAP TIME	MPH	DIFF	TIME OF DAY	
1 -	5:40.951	20.89	3:45.469	16:36:37.776	
2 -	2:15.119	52.72	19.637	16:38:52.895	
3 -	1:58.712 (3)	60.01	3.230	16:40:51.607	
4 -	2:10.979	54.39	15.497	16:43:02.586	
5 -	1:58.740	60.00	3.258	16:45:01.326	
6 -	1:55.482 (1)	61.69		16:46:56.808	
7 -	1:56.291 (2)	61.26	0.809	16:48:53.099	

P10	22	Charlie PLAIN-JONES			
LAP	LAP TIME	MPH	DIFF	TIME OF DAY	
1 -	5:53.232	20.16	3:50.827	16:36:50.057	
2 -	2:11.601	54.13	9.196	16:39:01.658	
3 -	2:07.872	55.71	5.467	16:41:09.530	
4 -	2:03.802	57.54	1.397	16:43:13.332	
5 -	2:03.021 (2)	57.91	0.616	16:45:16.353	
6 -	2:03.210 (3)	57.82	0.805	16:47:19.563	
7 -	2:02.405 (1)	58.20		16:49:21.968	

P11	13	Ben BOULT			
LAP	LAP TIME	MPH	DIFF	TIME OF DAY	
1 -	5:49.523	20.38	3:51.869	16:36:46.348	
2 -	1:58.090 (2)	60.33	0.436	16:38:44.438	
3 -	2:22.715	49.92	25.061	16:41:07.153	
4 -	2:20.906	50.56	23.252	16:43:28.059	
5 -	1:58.941	59.90	1.287	16:45:27.000	
6 -	1:58.288 (3)	60.23	0.634	16:47:25.288	
7 -	1:57.654 (1)	60.55		16:49:22.942	

P12	3	David ROSE			
LAP	LAP TIME	MPH	DIFF	TIME OF DAY	
1 -	5:55.216	20.05	3:49.332	16:36:52.041	
2 -	2:07.790	55.75	1.906	16:38:59.831	
3 -	2:06.881	56.15	0.997	16:41:06.712	
4 -	2:08.011	55.65	2.127	16:43:14.723	
5 -	2:05.884 (1)	56.59		16:45:20.607	
6 -	2:06.305 (2)	56.40	0.421	16:47:26.912	
7 -	2:06.667 (3)	56.24	0.783	16:49:33.579	

Raceparts Historic 750 Formula Series

RACE 7 - LAP ANALYSIS

DIFF = Difference To Personal Best Lap, P = In Pit Lane, D = Time Disallowed

P13 17 Matt TOMKINS				
LAP	LAP TIME	MPH	DIFF	TIME OF DAY

1 -	5:58.320	19.88	3:51.818	16:36:55.145
2 -	2:08.403	55.48	1.901	16:39:03.548
3 -	2:07.287	55.97	0.785	16:41:10.835
4 -	2:06.774 (2)	56.19	0.272	16:43:17.609
5 -	2:07.048	56.07	0.546	16:45:24.657
6 -	2:06.502 (1)	56.32		16:47:31.159
7 -	2:06.928 (3)	56.13	0.426	16:49:38.087

P14 65 Juerg SCHNEIDER				
LAP	LAP TIME	MPH	DIFF	TIME OF DAY

1 -	5:47.995	20.47	3:50.162	16:36:44.820
2 -	2:00.425	59.16	2.592	16:38:45.245
3 -	2:46.261	42.85	48.428	16:41:31.506
4 -	2:10.598	54.55	12.765	16:43:42.104
5 -	2:00.072 (3)	59.33	2.239	16:45:42.176
6 -	1:59.849 (2)	59.44	2.016	16:47:42.025
7 -	1:57.833 (1)	60.46		16:49:39.858

P15 25 Timothy BRADLEY				
LAP	LAP TIME	MPH	DIFF	TIME OF DAY

1 -	6:02.227	19.66	3:49.720	16:36:59.052
2 -	2:12.507 (1)	53.76		16:39:11.559
3 -	2:17.541 (2)	51.80	5.034	16:41:29.100
4 -	2:20.402	50.74	7.895	16:43:49.502
5 -	2:19.507 (3)	51.07	7.000	16:46:09.009
6 -	2:23.626	49.60	11.119	16:48:32.635

P16 12 Roderick RENFREW				
LAP	LAP TIME	MPH	DIFF	TIME OF DAY

1 -	6:08.052	19.35	3:53.290	16:37:04.877
2 -	2:17.968 (3)	51.63	3.206	16:39:22.845
3 -	2:16.685 (2)	52.12	1.923	16:41:39.530
4 -	2:14.762 (1)	52.86		16:43:54.292
5 -	2:19.741	50.98	4.979	16:46:14.033
6 -	2:20.990	50.53	6.228	16:48:35.023

P17 41 Christopher JONES				
LAP	LAP TIME	MPH	DIFF	TIME OF DAY

1 -	5:48.987	20.41	3:49.649	16:36:45.812
2 -	2:04.537 (3)	57.20	5.199	16:38:50.349
3 -	2:00.289 (2)	59.22	0.951	16:40:50.638
4 -	1:59.338 (1)	59.70		16:42:49.976

Raceparts Historic 750 Formula Series

RACE 7 - LAP CHART

LAP 1 @ 16:36:33.478			LAP 2 @ 16:38:24.953			LAP 3 @ 16:40:15.956			LAP 4 @ 16:42:05.853			LAP 5 @ 16:43:57.077		
NO	BEHIND	LAP TIME	NO	BEHIND	LAP TIME	NO	BEHIND	LAP TIME	NO	BEHIND	LAP TIME	NO	BEHIND	LAP TIME
29		5:36.653	29		1:51.475	29		1:51.003	29		1:49.897	29		1:51.224
31	2.236	5:38.889	31	1.702	1:50.941	31	1.075	1:50.376	31	3.171	1:51.993	31	4.444	1:52.497
88	3.769	5:40.422	88	8.671	1:56.377	88	15.553	1:57.885	88	22.826	1:57.170	88	26.904	1:55.302
14	4.298	5:40.951	7	11.718	1:57.922	2	18.171	1:55.379	2	24.244	1:55.970	2	28.279	1:55.259
7	5.271	5:41.924	2	13.795	1:56.366	7	19.092	1:58.377	7	26.929	1:57.734	7	30.579	1:54.874
59	8.522	5:45.175	59	17.475	2:00.428	6	21.464	1:53.859	6	27.507	1:55.940	6	31.624	1:55.341
2	8.904	5:45.557	6	18.608	2:00.157	59	28.417	2:01.945	8	38.680	1:58.694	8	41.788	1:54.332
6	9.926	5:46.579	13	19.485	1:58.090	8	29.883	2:00.365	59	40.789	2:02.269	59	48.901	1:59.336
8	9.970	5:46.623	65	20.292	2:00.425	41	34.682	2:00.289	41	44.123	1:59.338	14	1:04.249	1:58.740
65	11.342	5:47.995	8	20.521	2:02.026	14	35.651	1:58.712	14	56.733	2:10.979	22	1:19.276	2:03.021
41	12.334	5:48.987	41	25.396	2:04.537	3	50.756	2:06.881	22	1:07.479	2:03.802	3	1:23.530	2:05.884
13	12.870	5:49.523	14	27.942	2:15.119	13	51.197	2:22.715	3	1:08.870	2:08.011	17	1:27.580	2:07.048
22	16.579	5:53.232	3	34.878	2:07.790	22	53.574	2:07.872	17	1:11.756	2:06.774	13	1:29.923	1:58.941
3	18.563	5:55.216	22	36.705	2:11.601	17	54.879	2:07.287	13	1:22.206	2:20.906	65	1:45.099	2:00.072
17	21.667	5:58.320	17	38.595	2:08.403	25	1:13.144	2:17.541	65	1:36.251	2:10.598			
25	25.574	6:02.227	25	46.606	2:12.507	65	1:15.550	2:46.261	25	1:43.649	2:20.402			
12	31.399	6:08.052	12	57.892	2:17.968	12	1:23.574	2:16.685	12	1:48.439	2:14.762			

Raceparts Historic 750 Formula Series

RACE 7 - LAP CHART

LAP 6 @ 16:45:50.786			LAP 7 @ 16:47:43.631		
NO	BEHIND	LAP TIME	NO	BEHIND	LAP TIME
29		1:53.709	29		1:52.845
31	7.073	1:56.338	31	7.090	1:52.862
25	1 Lap	2:19.507	88	33.986	1:58.201
12	1 Lap	2:19.741	2	35.198	1:58.053
88	28.630	1:55.435	6	38.044	1:57.331
2	29.990	1:55.420	7	38.912	1:57.972
6	33.558	1:55.643	8	41.459	1:53.228
7	33.785	1:56.915	25	1 Lap	2:23.626
8	41.076	1:52.997	12	1 Lap	2:20.990
59	54.899	1:59.707	59	1:02.411	2:00.357
14	1:06.022	1:55.482	14	1:09.468	1:56.291
22	1:28.777	2:03.210	22	1:38.337	2:02.405
13	1:34.502	1:58.288	13	1:39.311	1:57.654
3	1:36.126	2:06.305	3	1:49.948	2:06.667
17	1:40.373	2:06.502	17	1:54.456	2:06.928
65	1:51.239	1:59.849	65	1:56.227	1:57.833

Raceparts Historic 750 Formula Series

RACE 7 - POSITION CHART

No	Name	Lap	1	2	3	4	5	6	7
		Pos							
31	CATTON	1	29	29	29	29	29	29	29
29	VILLAGE	2	31	31	31	31	31	31	31
6	VERHEYDEN	3	88	88	88	88	88	88	88
88	CARTER	4	14	7	2	2	2	2	2
7	WILSON	5	7	2	7	7	7	6	6
14	MYALL	6	59	59	6	6	6	7	7
59	ZOSSO	7	2	6	59	8	8	8	8
2	SAGE	8	6	13	8	59	59	59	59
65	SCHNEIDER	9	8	65	41	41	14	14	14
8	MARSH	10	65	8	14	14	22	22	22
41	JONES	11	41	41	3	22	3	13	13
3	ROSE	12	13	14	13	3	17	3	3
22	PLAIN-JONES	13	22	3	22	17	13	17	17
37	DONLEY	14	3	22	17	13	65	65	65
25	BRADLEY	15	17	17	25	65	25	25	
13	BOULT	16	25	25	65	25	12	12	
17	TOMKINS	17	12	12	12	12			
12	RENFREW	18							
10	DAVIES / CHANNON	19							

Raceparts Historic 750 Formula Series

RACE 7 - STATISTICS

Competitors Started 17
Planned Start 2025-04-21 @ 16:05:00.000
Actual Start 2025-04-21 @ 16:30:56.824
Finish Time 2025-04-21 @ 16:47:42.222
Track Length 1.9790mi.
Total Laps 114
Total Distance Covered 225.6136mi.

Session Fastest Lap History

NO	CL	NAME	LAP TIME	TIME OF DAY	LAP	VEHICLE
29	C	John VILLAGE	5:36.653	16:36:33.497	1	Village V2
29	C	John VILLAGE	1:51.475	16:38:24.969	2	Village V2
31	D	Gregg CATTON	1:50.941	16:38:26.667	2	Dison Type 64
31	D	Gregg CATTON	1:50.376	16:40:17.043	3	Dison Type 64
29	C	John VILLAGE	1:49.897	16:42:05.867	4	Village V2

Session Leader History

NO	CL	NAME	FROM LAP	LAPS LED	DISTANCE	VEHICLE
29	C	John VILLAGE	1	7	13.81 miles	Village V2

Flag History

TYPE	TIME OF DAY
GREEN	16:30:56.824
FINISH	16:47:42.222

Flag Statistics

TYPE	COUNT	TOTAL LAPS	TOTAL TIME
Green	1	7	21:30.921
Red	0	0	0.000
Safety Car	0	0	0.000
FCY	0	0	0.000

Raceparts Historic 750 Formula Series

RACE 7 - STATISTICS

CLASS : A

3 Starters

Fastest Lap History

NO	NAME	LAP TIME	TIME OF DAY	LAP	VEHICLE
22	Charlie PLAIN-JONES	5:53.232	16:36:50.076	1	Austin 7 Cowley Special
22	Charlie PLAIN-JONES	2:11.601	16:39:01.677	2	Austin 7 Cowley Special
17	Matt TOMKINS	2:08.403	16:39:03.578	2	Austin 7 Tomkins Special
22	Charlie PLAIN-JONES	2:07.872	16:41:09.549	3	Austin 7 Cowley Special
17	Matt TOMKINS	2:07.287	16:41:10.866	3	Austin 7 Tomkins Special
22	Charlie PLAIN-JONES	2:03.802	16:43:13.351	4	Austin 7 Cowley Special
22	Charlie PLAIN-JONES	2:03.021	16:45:16.372	5	Austin 7 Cowley Special
22	Charlie PLAIN-JONES	2:02.405	16:49:21.988	7	Austin 7 Cowley Special

Leader History

NO	NAME	FROM LAP	LAPS LED	DISTANCE	VEHICLE
22	Charlie PLAIN-JONES	1	7	13.81 miles	Austin 7 Cowley Special

Raceparts Historic 750 Formula Series

RACE 7 - STATISTICS

CLASS : B

2 Starters

Fastest Lap History

NO	NAME	LAP TIME	TIME OF DAY	LAP	VEHICLE
88	Richard CARTER	5:40.422	16:36:37.251	1	Austin 7
88	Richard CARTER	1:56.377	16:38:33.628	2	Austin 7
88	Richard CARTER	1:55.302	16:44:23.985	5	Austin 7
8	Peter MARSH	1:54.332	16:44:38.909	5	Austin Pigsty - Supersnort
8	Peter MARSH	1:52.997	16:46:31.904	6	Austin Pigsty - Supersnort

Leader History

NO	NAME	FROM LAP	LAPS LED	DISTANCE	VEHICLE
88	Richard CARTER	1	7	13.81 miles	Austin 7

Raceparts Historic 750 Formula Series

RACE 7 - STATISTICS

CLASS : C

9 Starters

Fastest Lap History

NO	NAME	LAP TIME	TIME OF DAY	LAP	VEHICLE
29	John VILLAGE	5:36.653	16:36:33.497	1	Village V2
29	John VILLAGE	1:51.475	16:38:24.969	2	Village V2
29	John VILLAGE	1:51.003	16:40:15.969	3	Village V2
29	John VILLAGE	1:49.897	16:42:05.867	4	Village V2

Leader History

NO	NAME	FROM LAP	LAPS LED	DISTANCE	VEHICLE
29	John VILLAGE	1	7	13.81 miles	Village V2

Raceparts Historic 750 Formula Series

RACE 7 - STATISTICS

CLASS : D

2 Starters

Fastest Lap History

NO	NAME	LAP TIME	TIME OF DAY	LAP	VEHICLE
31	Gregg CATTON	5:38.889	16:36:35.724	1	Dison Type 64
31	Gregg CATTON	1:50.941	16:38:26.667	2	Dison Type 64
31	Gregg CATTON	1:50.376	16:40:17.043	3	Dison Type 64

Leader History

NO	NAME	FROM LAP	LAPS LED	DISTANCE	VEHICLE
31	Gregg CATTON	1	7	13.81 miles	Dison Type 64

Raceparts Historic 750 Formula Series

RACE 7 - STATISTICS

CLASS : INV

1 Starters

Fastest Lap History

NO	NAME	LAP TIME	TIME OF DAY	LAP	VEHICLE
2	Tim SAGE	5:45.557	16:36:42.398	1	Mallock U2
2	Tim SAGE	1:56.366	16:38:38.766	2	Mallock U2
2	Tim SAGE	1:55.379	16:40:34.150	3	Mallock U2
2	Tim SAGE	1:55.259	16:44:25.378	5	Mallock U2

Leader History

NO	NAME	FROM LAP	LAPS LED	DISTANCE	VEHICLE
2	Tim SAGE	1	7	13.81 miles	Mallock U2