



RADICAL BIKESPORTS CHAMPIONSHIP



750 Motor Club Race Meeting
Donington Park GP
12th October 2024

Radical Bikesports Championship

QUALIFYING - RACES 2 & 9 - CLASSIFICATION

POS	NO	CL	PIC	NAME	ENTRY	TIME	ON	LAPS	GAP	DIFF	MPH
1	89	A	1	Shane STONEY	Radical PR6	1:39.072	8	8			90.38
2	19	A	2	James KEEVILL	Radical SR3 RS	1:41.055	8	8	1.983	1.983	88.60
3	1	B	1	Leon MORRELL	Radical SR3 RSX	1:42.660	7	8	3.588	1.605	87.22
4	77	A	3	Charles HALL	ADR Bikesports	1:42.802	7	8	3.730	0.142	87.10
5	2	A	4	Ross BOARD	Radical SR3 XXR	1:44.344	7	7	5.272	1.542	85.81
6	11	B	2	Philip BROWN	Radical SR3 RSX	1:44.505	8	8	5.433	0.161	85.68
7	55	B	3	Daniel HEADLAM	Radical SR3 RSX	1:44.545	6	6	5.473	0.040	85.65
8	12	A	5	Andrew FIDO	Radical SR3 RS	1:45.363	7	7	6.291	0.818	84.98
9	161	B	4	Paul SEWARD	Radical SR3 XX	1:46.143	7	7	7.071	0.780	84.36
10	59*	B	5	Tom COCKERILL	Radical PR6	1:46.525	7	7	7.453	0.382	84.05
11	17	B	6	Miles DREW	Radical SR3 RSX	1:46.773	5	7	7.701	0.248	83.86
12	68	B	7	Alicia BARRETT	Radical SR3	1:48.753	7	7	9.681	1.980	82.33
13	94		1	Jon WOOLFITT	Spire GT3	1:49.955	6	7	10.883	1.202	81.43
14	5	A	6	Doug CARTER	Radical PR6	1:50.401	6	7	11.329	0.446	81.10
15	15	B	8	Dean HUDSON	Radical SR3 RS	1:50.567	6	7	11.495	0.166	80.98
16	27	B	9	Calvin OCONNOR	Radical SR3 RS	1:55.305	5	7	16.233	4.738	77.65
17	84		2	Matthew PRICE	Radical SR3	1:56.113	5	7	17.041	0.808	77.11
18	22		3	Andy BOYCE	Radical SR1	1:58.141	5	7	19.069	2.028	75.79
19	93	A	7	Steven LARKHAM	Radical PR6	1:59.976	1	1	20.904	1.835	74.63
20	24	A	8	Ian CHARLES	Radical PR6	2:02.779	4	6	23.707	2.803	72.93
21	166		4	Vikram SUDERA	Radical SR1	2:05.497	5	7	26.425	2.718	71.35

Comments:

*No. 59 - no working transponder, please rectify before your next session

Weather / Track : Cloudy / Damp

These results are provisional until the conclusion of any judicial and technical matters.

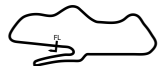
Date: 12/10/2024 Start: 09:29 Finish: 09:44

Donington Park GP: 2.4873 miles

Clerk Of Course: Lynne Spurr

Stewards:

Timekeeper: Stewart Burr



Radical Bikesports Championship

QUALIFYING - RACES 2 & 9 - 2ND FASTEST CLASSIFICATION



POS	NO	CL	PIC	NAME	ENTRY	TIME	ON	LAPS	GAP	DIFF	MPH
1	89	A	1	Shane STONEY	Radical PR6	1:39.222	6	8			90.24
2	19	A	2	James KEEVILL	Radical SR3 RS	1:42.435	7	8	3.213	3.213	87.41
3	1	B	1	Leon MORRELL	Radical SR3 RSX	1:42.688	6	8	3.466	0.253	87.20
4	77	A	3	Charles HALL	ADR Bikesports	1:42.930	6	8	3.708	0.242	86.99
5	11	B	2	Philip BROWN	Radical SR3 RSX	1:45.065	7	8	5.843	2.135	85.22
6	55	B	3	Daniel HEADLAM	Radical SR3 RSX	1:46.544	5	6	7.322	1.479	84.04
7	2	A	4	Ross BOARD	Radical SR3 XXR	1:46.615	5	7	7.393	0.071	83.98
8	161	B	4	Paul SEWARD	Radical SR3 XX	1:47.131	6	7	7.909	0.516	83.58
9	12	A	5	Andrew FIDO	Radical SR3 RS	1:47.468	5	7	8.246	0.337	83.32
10	17	B	5	Miles DREW	Radical SR3 RSX	1:47.750	6	7	8.528	0.282	83.10
11	59*	B	6	Tom COCKERILL	Radical PR6	1:48.278	6	7	9.056	0.528	82.69
12	68	B	7	Alicia BARRETT	Radical SR3	1:49.398	6	7	10.176	1.120	81.85
13	5	A	6	Doug CARTER	Radical PR6	1:50.614	7	7	11.392	1.216	80.95
14	94		1	Jon WOOLFITT	Spire GT3	1:50.755	7	7	11.533	0.141	80.84
15	15	B	8	Dean HUDSON	Radical SR3 RS	1:51.524	7	7	12.302	0.769	80.29
16	27	B	9	Calvin OCONNOR	Radical SR3 RS	1:55.392	6	7	16.170	3.868	77.60
17	84		2	Matthew PRICE	Radical SR3	1:56.731	6	7	17.509	1.339	76.71
18	22		3	Andy BOYCE	Radical SR1	2:01.243	7	7	22.021	4.512	73.85
19	24	A	7	Ian CHARLES	Radical PR6	2:03.145	5	6	23.923	1.902	72.71
20	166		4	Vikram SUDERA	Radical SR1	2:06.140	6	7	26.918	2.995	70.98
21	93	A	8	Steven LARKHAM	Radical PR6			1			

Comments:

*No. 59 - no working transponder, please rectify before your next session

Weather / Track : Cloudy / Damp

These results are provisional until the conclusion of any judicial and technical matters.

Date: 12/10/2024 Start: 09:29 Finish: 09:44

Donington Park GP: 2.4873 miles

Clerk Of Course: Lynne Spurr

Stewards:

Timekeeper: Stewart Burr



Radical Bikesports Championship

QUALIFYING - RACES 2 & 9 - LAP ANALYSIS

DIFF = Difference To Personal Best Lap

P1 89 Shane STONEY				
LAP	LAP TIME	DIFF	MPH	TIME OF DAY
1 -	1:45.798	6.726	84.63	09:32:50.870
2 -	1:47.905	8.833	82.98	09:34:38.775
3 -	2:53.765	1:14.693	51.53	09:37:32.540
4 -	1:42.738	3.666	87.15	09:39:15.278
5 -	1:41.376	2.304	88.32	09:40:56.654
6 -	1:39.222 (2)	0.150	90.24	09:42:35.876
7 -	1:39.665 (3)	0.593	89.84	09:44:15.541
8 -	1:39.072 (1)		90.38	09:45:54.613

P2 19 James KEEVILL				
LAP	LAP TIME	DIFF	MPH	TIME OF DAY
1 -	1:58.912	17.857	75.30	09:32:35.452
2 -	1:50.468	9.413	81.05	09:34:25.920
3 -	3:04.997	1:23.942	48.40	09:37:30.917
4 -	1:46.203	5.148	84.31	09:39:17.120
5 -	1:44.199	3.144	85.93	09:41:01.319
6 -	1:43.315 (3)	2.260	86.67	09:42:44.634
7 -	1:42.435 (2)	1.380	87.41	09:44:27.069
8 -	1:41.055 (1)		88.60	09:46:08.124

P3 1 Leon MORRELL				
LAP	LAP TIME	DIFF	MPH	TIME OF DAY
1 -	1:48.125	5.465	82.81	09:32:05.033
2 -	1:43.930 (3)	1.270	86.15	09:33:48.963
3 -	2:02.896	20.236	72.86	09:35:51.859
4 -	2:20.576	37.916	63.69	09:38:12.435
5 -	1:44.643	1.983	85.57	09:39:57.078
6 -	1:42.688 (2)	0.028	87.20	09:41:39.766
7 -	1:42.660 (1)		87.22	09:43:22.426
8 -	1:49.449 P	6.789	81.81	09:45:11.875

P4 77 Charles HALL				
LAP	LAP TIME	DIFF	MPH	TIME OF DAY
1 -	1:47.622	4.820	83.20	09:32:08.538
2 -	1:43.665 (3)	0.863	86.37	09:33:52.203
3 -	2:00.389	17.587	74.37	09:35:52.592
4 -	2:15.994	33.192	65.84	09:38:08.586
5 -	1:45.812	3.010	84.62	09:39:54.398
6 -	1:42.930 (2)	0.128	86.99	09:41:37.328
7 -	1:42.802 (1)		87.10	09:43:20.130
8 -	1:58.168 P	15.366	75.77	09:45:18.298

P5 2 Ross BOARD				
LAP	LAP TIME	DIFF	MPH	TIME OF DAY
1 -	2:00.298	15.954	74.43	09:33:07.177
2 -	2:13.599	29.255	67.02	09:35:20.776
3 -	2:19.445	35.101	64.21	09:37:40.221
4 -	1:48.133 (3)	3.789	82.80	09:39:28.354
5 -	1:46.615 (2)	2.271	83.98	09:41:14.969
6 -	1:51.674	7.330	80.18	09:43:06.643
7 -	1:44.344 (1)		85.81	09:44:50.987

P6 11 Philip BROWN				
LAP	LAP TIME	DIFF	MPH	TIME OF DAY
1 -	1:50.833	6.328	80.79	09:32:12.474
2 -	1:47.386	2.881	83.38	09:33:59.860
3 -	3:28.434	1:43.929	42.96	09:37:28.294
4 -	1:46.449	1.944	84.11	09:39:14.743

DIFF = Difference To Personal Best Lap

5 -	1:46.180	1.675	84.33	09:41:00.923
6 -	1:45.867 (3)	1.362	84.58	09:42:46.790
7 -	1:45.065 (2)	0.560	85.22	09:44:31.855
8 -	1:44.505 (1)		85.68	09:46:16.360

P7 55 Daniel HEADLAM				
LAP	LAP TIME	DIFF	MPH	TIME OF DAY
1 -	2:00.601 P	16.056	74.24	09:32:59.044
2 -	4:37.429	2:52.884	32.27	09:37:36.473
3 -	1:47.147 (3)	2.602	83.57	09:39:23.620
4 -	1:47.732	3.187	83.11	09:41:11.352
5 -	1:46.544 (2)	1.999	84.04	09:42:57.896
6 -	1:44.545 (1)		85.65	09:44:42.441

P8 12 Andrew FIDO				
LAP	LAP TIME	DIFF	MPH	TIME OF DAY
1 -	2:00.260	14.897	74.45	09:32:34.907
2 -	1:53.712	8.349	78.74	09:34:28.619
3 -	3:03.667	1:18.304	48.75	09:37:32.286
4 -	1:49.244 (3)	3.881	81.96	09:39:21.530
5 -	1:47.468 (2)	2.105	83.32	09:41:08.998
6 -	1:49.394	4.031	81.85	09:42:58.392
7 -	1:45.363 (1)		84.98	09:44:43.755

P9 161 Paul SEWARD				
LAP	LAP TIME	DIFF	MPH	TIME OF DAY
1 -	2:00.292	14.149	74.43	09:33:08.337
2 -	2:14.868	28.725	66.39	09:35:23.205
3 -	2:18.447	32.304	64.67	09:37:41.652
4 -	1:50.630	4.487	80.94	09:39:32.282
5 -	1:48.704 (3)	2.561	82.37	09:41:20.986
6 -	1:47.131 (2)	0.988	83.58	09:43:08.117
7 -	1:46.143 (1)		84.36	09:44:54.260

P10 59 Tom COCKERILL				
LAP	LAP TIME	DIFF	MPH	TIME OF DAY
1 -	1:55.288	8.763	77.67	09:32:22.337
2 -	1:51.918	5.393	80.00	09:34:14.255
3 -	3:16.351	1:29.826	45.60	09:37:30.606
4 -	1:52.153	5.628	79.84	09:39:22.759
5 -	1:49.665 (3)	3.140	81.65	09:41:12.424
6 -	1:48.278 (2)	1.753	82.69	09:43:00.702
7 -	1:46.525 (1)		84.05	09:44:47.227

P11 17 Miles DREW				
LAP	LAP TIME	DIFF	MPH	TIME OF DAY
1 -	2:04.105	17.332	72.15	09:33:02.384
2 -	2:16.030	29.257	65.82	09:35:18.414
3 -	2:20.579	33.806	63.69	09:37:38.993
4 -	1:48.032 (3)	1.259	82.88	09:39:27.025
5 -	1:46.773 (1)		83.86	09:41:13.798
6 -	1:47.750 (2)	0.977	83.10	09:43:01.548
7 -	2:01.799	15.026	73.51	09:45:03.347

P12 68 Alicia BARRETT				
LAP	LAP TIME	DIFF	MPH	TIME OF DAY
1 -	2:00.186	11.433	74.50	09:33:08.654
2 -	2:29.015	40.262	60.09	09:35:37.669
3 -	2:09.350	20.597	69.22	09:37:47.019
4 -	1:53.284	4.531	79.04	09:39:40.303

Radical Bikesports Championship

QUALIFYING - RACES 2 & 9 - LAP ANALYSIS

DIFF = Difference To Personal Best Lap

5 -	1:50.690 (3)	1.937	80.89	09:41:30.993
6 -	1:49.398 (2)	0.645	81.85	09:43:20.391
7 -	1:48.753 (1)		82.33	09:45:09.144

P13 94 Jon WOOLFITT				
LAP	LAP TIME	DIFF	MPH	TIME OF DAY
1 -	2:06.329	16.374	70.88	09:33:22.326
2 -	2:05.763	15.808	71.20	09:35:28.089
3 -	2:16.110	26.155	65.78	09:37:44.199
4 -	1:52.551	2.596	79.55	09:39:36.750
5 -	1:50.999 (3)	1.044	80.67	09:41:27.749
6 -	1:49.955 (1)		81.43	09:43:17.704
7 -	1:50.755 (2)	0.800	80.84	09:45:08.459

P14 5 Doug CARTER				
LAP	LAP TIME	DIFF	MPH	TIME OF DAY
1 -	2:02.500	12.099	73.09	09:33:08.087
2 -	2:13.887	23.486	66.88	09:35:21.974
3 -	2:19.377	28.976	64.24	09:37:41.351
4 -	1:53.901	3.500	78.61	09:39:35.252
5 -	1:51.457 (3)	1.056	80.34	09:41:26.709
6 -	1:50.401 (1)		81.10	09:43:17.110
7 -	1:50.614 (2)	0.213	80.95	09:45:07.724

P15 15 Dean HUDSON				
LAP	LAP TIME	DIFF	MPH	TIME OF DAY
1 -	2:06.235	15.668	70.93	09:33:00.486
2 -	2:19.265 P	28.698	64.29	09:35:19.751
3 -	2:47.361	56.794	53.50	09:38:07.112
4 -	2:03.646	13.079	72.42	09:40:10.758
5 -	1:54.488 (3)	3.921	78.21	09:42:05.246
6 -	1:50.567 (1)		80.98	09:43:55.813
7 -	1:51.524 (2)	0.957	80.29	09:45:47.337

P16 27 Calvin OCONNOR				
LAP	LAP TIME	DIFF	MPH	TIME OF DAY
1 -	2:07.898	12.593	70.01	09:32:57.564
2 -	2:19.598 P	24.293	64.14	09:35:17.162
3 -	2:47.561	52.256	53.43	09:38:04.723
4 -	1:58.055	2.750	75.84	09:40:02.778
5 -	1:55.305 (1)		77.65	09:41:58.083
6 -	1:55.392 (2)	0.087	77.60	09:43:53.475
7 -	1:56.412 (3)	1.107	76.92	09:45:49.887

P17 84 Matthew PRICE				
LAP	LAP TIME	DIFF	MPH	TIME OF DAY
1 -	2:09.173	13.060	69.32	09:33:28.956
2 -	2:13.788	17.675	66.93	09:35:42.744
3 -	2:16.939	20.826	65.39	09:37:59.683
4 -	1:58.165	2.052	75.77	09:39:57.848
5 -	1:56.113 (1)		77.11	09:41:53.961
6 -	1:56.731 (2)	0.618	76.71	09:43:50.692
7 -	1:58.101 (3)	1.988	75.82	09:45:48.793

P18 22 Andy BOYCE				
LAP	LAP TIME	DIFF	MPH	TIME OF DAY
1 -	2:15.552	17.411	66.05	09:33:34.756
2 -	2:15.587	17.446	66.04	09:35:50.343
3 -	2:35.857	37.716	57.45	09:38:26.200
4 -	2:04.278 (3)	6.137	72.05	09:40:30.478

DIFF = Difference To Personal Best Lap

5 -	1:58.141 (1)		75.79	09:42:28.619
6 -	2:05.377	7.236	71.42	09:44:33.996
7 -	2:01.243 (2)	3.102	73.85	09:46:35.239

P19 93 Steven LARKHAM				
LAP	LAP TIME	DIFF	MPH	TIME OF DAY
1 -	1:59.976 (1)		74.63	09:32:31.763

P20 24 Ian CHARLES				
LAP	LAP TIME	DIFF	MPH	TIME OF DAY
1 -	2:15.556	12.777	66.05	09:33:29.872
2 -	2:23.214 P	20.435	62.52	09:35:53.086
3 -	3:08.823	1:06.044	47.42	09:39:01.909
4 -	2:02.779 (1)		72.93	09:41:04.688
5 -	2:03.145 (2)	0.366	72.71	09:43:07.833
6 -	2:04.020 (3)	1.241	72.20	09:45:11.853

P21 166 Vikram SUDERA				
LAP	LAP TIME	DIFF	MPH	TIME OF DAY
1 -	2:13.590	8.093	67.02	09:32:53.118
2 -	2:20.124 P	14.627	63.90	09:35:13.242
3 -	2:59.457	53.960	49.89	09:38:12.699
4 -	2:07.301 (3)	1.804	70.34	09:40:20.000
5 -	2:05.497 (1)		71.35	09:42:25.497
6 -	2:06.140 (2)	0.643	70.98	09:44:31.637
7 -	2:07.901	2.404	70.01	09:46:39.538

Radical Bikesports Championship

QUALIFYING - RACES 2 & 9 - STATISTICS

Competitors Started 21
Planned Start 2024-10-12 @ 09:30:00.000
Actual Start 2024-10-12 @ 09:29:32.041
Finish Time 2024-10-12 @ 09:44:36.309
Track Length 2.4873mi.
Total Laps 144
Total Distance Covered 358.1782mi.

Session Fastest Lap History

NO	CL	NAME	LAP TIME	TIME OF DAY	LAP	VEHICLE
1	B	Leon MORRELL	1:48.125	09:32:05.056	1	Radical SR3 RSX
77	A	Charles HALL	1:47.622	09:32:08.550	1	ADR Bikesports
89	A	Shane STONEY	1:45.798	09:32:50.879	1	Radical PR6
1	B	Leon MORRELL	1:43.930	09:33:48.986	2	Radical SR3 RSX
77	A	Charles HALL	1:43.665	09:33:52.212	2	ADR Bikesports
89	A	Shane STONEY	1:42.738	09:39:15.288	4	Radical PR6
89	A	Shane STONEY	1:41.376	09:40:56.664	5	Radical PR6
89	A	Shane STONEY	1:39.222	09:42:35.886	6	Radical PR6
89	A	Shane STONEY	1:39.072	09:45:54.623	8	Radical PR6

Flag History

TYPE	TIME OF DAY
GREEN	09:29:32.041
SAFETY	09:34:00.980
GREEN	09:37:26.544
FINISH	09:44:36.309

Flag Statistics

TYPE	COUNT	TOTAL LAPS	TOTAL TIME
Green	2	7	13:55.325
Red	0	0	0.000
Safety Car	1	1	3:25.564
FCY	0	0	0.000

Radical Bikesports Championship

QUALIFYING - RACES 2 & 9 - STATISTICS

CLASS : A

8 Starters

Fastest Lap History

NO	NAME	LAP TIME	TIME OF DAY	LAP	VEHICLE
77	Charles HALL	1:47.622	09:32:08.550	1	ADR Bikesports
89	Shane STONEY	1:45.798	09:32:50.879	1	Radical PR6
77	Charles HALL	1:43.665	09:33:52.212	2	ADR Bikesports
89	Shane STONEY	1:42.738	09:39:15.288	4	Radical PR6
89	Shane STONEY	1:41.376	09:40:56.664	5	Radical PR6
89	Shane STONEY	1:39.222	09:42:35.886	6	Radical PR6
89	Shane STONEY	1:39.072	09:45:54.623	8	Radical PR6

Radical Bikesports Championship

QUALIFYING - RACES 2 & 9 - STATISTICS

CLASS : B

9 Starters

Fastest Lap History

NO	NAME	LAP TIME	TIME OF DAY	LAP	VEHICLE
1	Leon MORRELL	1:48.125	09:32:05.056	1	Radical SR3 RSX
1	Leon MORRELL	1:43.930	09:33:48.986	2	Radical SR3 RSX
1	Leon MORRELL	1:42.688	09:41:39.789	6	Radical SR3 RSX
1	Leon MORRELL	1:42.660	09:43:22.449	7	Radical SR3 RSX

Radical Bikesports Championship

QUALIFYING - RACES 2 & 9 - STATISTICS


CLASS :

4 Starters

Fastest Lap History

NO	NAME	LAP TIME	TIME OF DAY	LAP	VEHICLE
166	Vikram SUDERA	2:13.590	09:32:53.139	1	Radical SR1
94	Jon WOOLFITT	2:06.329	09:33:22.344	1	Spire GT3
94	Jon WOOLFITT	2:05.763	09:35:28.110	2	Spire GT3
94	Jon WOOLFITT	1:52.551	09:39:36.767	4	Spire GT3
94	Jon WOOLFITT	1:50.999	09:41:27.767	5	Spire GT3
94	Jon WOOLFITT	1:49.955	09:43:17.723	6	Spire GT3

Radical Bikesports Championship
RACE 2 - GRID (25 minutes)

ROW 10	19	2:02.779	24 Ian CHARLES	20	2:05.497	166 Vikram SUDERA
ROW 9	17	1:56.113	84 Matthew PRICE	18	1:58.141	22 Andy BOYCE
ROW 8	15	1:50.567	15 Dean HUDSON	16	1:55.305	27 Calvin OCONNOR
ROW 7	13	1:49.955	94 Jon WOOLFITT	14	1:50.401	5 Doug CARTER
ROW 6	11	1:46.773	17 Miles DREW	12	1:48.753	68 Alicia BARRETT
ROW 5	9	1:46.143	161 Paul SEWARD	10	1:46.525	59 Tom COCKERILL
ROW 4	7	1:41.055	19 James KEEVILL	8	1:39.072	89 Shane STONEY
ROW 3	5	1:42.802	77 Charles HALL	6	1:42.660	1 Leon MORRELL
ROW 2	3	1:44.505	11 Philip BROWN	4	1:44.344	2 Ross BOARD
ROW 1	1	1:45.363	12 Andrew FIDO	2	1:44.545	55 Daniel HEADLAM
Pole						
						

These results are provisional until the conclusion of any judicial and technical matters.

Donington Park GP: 2.4873 miles

Clerk Of Course: Lynne Spurr

Stewards:

Timekeeper: Stewart Burr



Radical Bikesports Championship

RACE 2 - CLASSIFICATION - AMENDED

Race Distance: 9 Laps / 22.38 miles

POS	NO	CL	PIC	NAME	ENTRY	LAPS	TIME	GAP	DIFF	MPH	BEST	ON	GRD	↑↓
1	19	A	1	James KEEVILL	Radical SR3 RS	9	20:38.050			64.98	1:43.734	9	7	6
2	77	A	2	Charles HALL	ADR Bikesports	9	20:38.422	0.372	0.372	64.96	1:43.979	5	5	3
3	1	B	1	Leon MORRELL	Radical SR3 RSX	9	20:41.108	3.058	2.686	64.82	1:44.608	4	6	3
4	55*	B	2	Daniel HEADLAM	Radical SR3 RSX	9	20:41.338	3.288	0.230	64.81	1:45.190	4	2	-2
5	11	B	3	Philip BROWN	Radical SR3 RSX	9	20:42.623	4.573	1.285	64.74	1:45.645	5	3	-2
6	68	B	4	Alicia BARRETT	Radical SR3	9	20:48.243	10.193	5.620	64.45	1:46.915	5	12	6
7	59	B	5	Tom COCKERILL	Radical PR6	9	20:49.164	11.114	0.921	64.40	1:47.463	5	10	3
8	12	A	3	Andrew FIDO	Radical SR3 RS	9	20:49.744	11.694	0.580	64.37	1:49.114	5	1	-7
9	15	B	6	Dean HUDSON	Radical SR3 RS	9	20:53.910	15.860	4.166	64.16	1:52.956	5	15	6
10	84		1	Matthew PRICE	Radical SR3	9	20:56.402	18.352	2.492	64.03	1:54.242	4	17	7
11	93	A	4	Steven LARKHAM	Radical PR6	9	20:56.651	18.601	0.249	64.02	1:51.451	5	21	10
12	27	B	7	Calvin OCONNOR	Radical SR3 RS	9	20:58.152	20.102	1.501	63.94	1:52.391	5	16	4
13	24	A	5	Ian CHARLES	Radical PR6	9	20:59.862	21.812	1.710	63.85	1:55.808	9	19	6
14	30	B	8	Mark GRASON	Radical SR3 RS	9	21:00.593	22.543	0.731	63.82	1:55.471	5		
15	17	B	9	Miles DREW	Radical SR3 RSX	9	21:06.537	28.487	5.944	63.52	1:50.391	4	11	-4
16	166		2	Vikram SUDERA	Radical SR1	9	21:11.502	33.452	4.965	63.27	2:03.755	9	20	4
17	2	A	6	Ross BOARD	Radical SR3 XXR	8	20:56.971	1 Lap	1 Lap	56.88	1:47.110	4	4	-13
18	5	A	7	Doug CARTER	Radical PR6	8	21:03.164	1 Lap	6.193	56.60	1:57.367	8	14	-4
19	22		3	Andy BOYCE	Radical SR1	7	21:10.680	2 Laps	1 Lap	49.22	1:58.377	3	18	-1

NOT CLASSIFIED

DNF	161	B		Paul SEWARD	Radical SR3 XX	8	18:56.940	1 Lap	0.000	62.88	1:46.994	5	9	
DNF	94			Jon WOOLFITT	Spire GT3	2	5:17.490	7 Laps	6 Laps	55.97	2:08.481	1	13	
DNF	89	A		Shane STONEY	Radical PR6	1	8:20.849	8 Laps	1 Lap	17.60			8	

FASTEST LAP

19	A			James KEEVILL	Radical SR3 RS	9	1:43.734			86.32 mph			138.92 kph	
1	B			Leon MORRELL	Radical SR3 RSX	4	1:44.608			85.60 mph			137.76 kph	
84				Matthew PRICE	Radical SR3	4	1:54.242			78.38 mph			126.14 kph	

Comments:

*No. 55 - 1 second time penalty applied for gaining an advantage, C2.3

Weather / Track : Showers / Damp

These results are provisional until the conclusion of any judicial and technical matters.

Date: 12/10/2024 Start: 12:37 Finish: 12:58

Donington Park GP: 2.4873 miles

Clerk Of Course: Lynne Spurr

Stewards:

Timekeeper: Stewart Burr



Radical Bikesports Championship

RACE 2 - LAP ANALYSIS

DIFF = Difference To Personal Best Lap

P1 19 James KEEVILL				
LAP	LAP TIME	DIFF	MPH	TIME OF DAY
1 -	1:58.654	14.920	75.46	12:39:33.819
2 -	3:14.858	1:31.124	45.95	12:42:48.677
3 -	1:46.520	2.786	84.06	12:44:35.197
4 -	1:44.058 (2)	0.324	86.05	12:46:19.255
5 -	1:44.279 (3)	0.545	85.87	12:48:03.534
6 -	1:45.751	2.017	84.67	12:49:49.285
7 -	3:29.673	1:45.939	42.70	12:53:18.958
8 -	3:10.523	1:26.789	46.99	12:56:29.481
9 -	1:43.734 (1)		86.32	12:58:13.215

P2 77 Charles HALL				
LAP	LAP TIME	DIFF	MPH	TIME OF DAY
1 -	1:56.350	12.371	76.96	12:39:31.515
2 -	3:15.878	1:31.899	45.71	12:42:47.393
3 -	1:45.747	1.768	84.67	12:44:33.140
4 -	1:44.905 (3)	0.926	85.35	12:46:18.045
5 -	1:43.979 (1)		86.11	12:48:02.024
6 -	1:45.796	1.817	84.63	12:49:47.820
7 -	3:30.222	1:46.243	42.59	12:53:18.042
8 -	3:10.838	1:26.859	46.92	12:56:28.880
9 -	1:44.707 (2)	0.728	85.51	12:58:13.587

P3 1 Leon MORRELL				
LAP	LAP TIME	DIFF	MPH	TIME OF DAY
1 -	1:57.132	12.524	76.44	12:39:32.297
2 -	3:15.742	1:31.134	45.74	12:42:48.039
3 -	1:46.037 (3)	1.429	84.44	12:44:34.076
4 -	1:44.608 (1)		85.60	12:46:18.684
5 -	1:45.205 (2)	0.597	85.11	12:48:03.889
6 -	1:46.305	1.697	84.23	12:49:50.194
7 -	3:29.614	1:45.006	42.71	12:53:19.808
8 -	3:09.989	1:25.381	47.13	12:56:29.797
9 -	1:46.476	1.868	84.09	12:58:16.273

P4 55 Daniel HEADLAM				
LAP	LAP TIME	DIFF	MPH	TIME OF DAY
1 -	1:55.489	10.299	77.53	12:39:30.654
2 -	3:16.519	1:31.329	45.56	12:42:47.173
3 -	1:45.437 (3)	0.247	84.92	12:44:32.610
4 -	1:45.190 (1)		85.12	12:46:17.800
5 -	1:47.577	2.387	83.23	12:48:05.377
6 -	1:46.436	1.246	84.12	12:49:51.813
7 -	3:28.804	1:43.614	42.88	12:53:20.617
8 -	3:09.559	1:24.369	47.23	12:56:30.176
9 -	1:45.327 (2)	0.137	85.01	12:58:15.503

P5 11 Philip BROWN				
LAP	LAP TIME	DIFF	MPH	TIME OF DAY
1 -	1:58.066	12.421	75.84	12:39:33.231
2 -	3:15.178	1:29.533	45.87	12:42:48.409
3 -	1:47.803	2.158	83.06	12:44:36.212
4 -	1:45.807 (2)	0.162	84.63	12:46:22.019
5 -	1:45.645 (1)		84.75	12:48:07.664
6 -	1:48.415	2.770	82.59	12:49:56.079
7 -	3:26.524	1:40.879	43.35	12:53:22.603
8 -	3:09.078	1:23.433	47.35	12:56:31.681
9 -	1:46.107 (3)	0.462	84.39	12:58:17.788

DIFF = Difference To Personal Best Lap

P6 68 Alicia BARRETT				
LAP	LAP TIME	DIFF	MPH	TIME OF DAY
1 -	2:05.617	18.702	71.28	12:39:40.782
2 -	3:11.184	1:24.269	46.83	12:42:51.966
3 -	1:53.014	6.099	79.23	12:44:44.980
4 -	1:49.270 (3)	2.355	81.94	12:46:34.250
5 -	1:46.915 (1)		83.75	12:48:21.165
6 -	1:48.440 (2)	1.525	82.57	12:50:09.605
7 -	3:15.128	1:28.213	45.89	12:53:24.733
8 -	3:08.010	1:21.095	47.62	12:56:32.743
9 -	1:50.665	3.750	80.91	12:58:23.408

P7 59 Tom COCKERILL				
LAP	LAP TIME	DIFF	MPH	TIME OF DAY
1 -	2:07.042	19.579	70.48	12:39:42.207
2 -	3:10.111	1:22.648	47.10	12:42:52.318
3 -	1:54.266	6.803	78.36	12:44:46.584
4 -	1:49.214 (2)	1.751	81.99	12:46:35.798
5 -	1:47.463 (1)		83.32	12:48:23.261
6 -	1:51.933	4.470	79.99	12:50:15.194
7 -	3:10.100	1:22.637	47.10	12:53:25.294
8 -	3:08.068	1:20.605	47.61	12:56:33.362
9 -	1:50.967 (3)	3.504	80.69	12:58:24.329

P8 12 Andrew FIDO				
LAP	LAP TIME	DIFF	MPH	TIME OF DAY
1 -	2:15.958	26.844	65.86	12:39:51.123
2 -	3:05.823	1:16.709	48.18	12:42:56.946
3 -	1:53.226	4.112	79.08	12:44:50.172
4 -	1:49.679 (2)	0.565	81.64	12:46:39.851
5 -	1:49.114 (1)		82.06	12:48:28.965
6 -	1:52.105	2.991	79.87	12:50:21.070
7 -	3:04.962	1:15.848	48.41	12:53:26.032
8 -	3:07.979	1:18.865	47.63	12:56:34.011
9 -	1:50.898 (3)	1.784	80.74	12:58:24.909

P9 15 Dean HUDSON				
LAP	LAP TIME	DIFF	MPH	TIME OF DAY
1 -	2:12.255	19.299	67.70	12:39:47.420
2 -	3:08.446	1:15.490	47.51	12:42:55.866
3 -	1:56.024	3.068	77.17	12:44:51.890
4 -	1:53.476 (3)	0.520	78.91	12:46:45.366
5 -	1:52.956 (1)		79.27	12:48:38.322
6 -	1:56.113	3.157	77.11	12:50:34.435
7 -	2:53.668	1:00.712	51.56	12:53:28.103
8 -	3:07.901	1:14.945	47.65	12:56:36.004
9 -	1:53.071 (2)	0.115	79.19	12:58:29.075

P10 84 Matthew PRICE				
LAP	LAP TIME	DIFF	MPH	TIME OF DAY
1 -	2:10.490	16.248	68.62	12:39:45.655
2 -	3:09.340	1:15.098	47.29	12:42:54.995
3 -	1:55.936	1.694	77.23	12:44:50.931
4 -	1:54.242 (1)		78.38	12:46:45.173
5 -	1:55.033 (2)	0.791	77.84	12:48:40.206
6 -	1:57.394	3.152	76.27	12:50:37.600
7 -	2:51.231	56.989	52.29	12:53:28.831
8 -	3:07.475	1:13.233	47.76	12:56:36.306
9 -	1:55.261 (3)	1.019	77.68	12:58:31.567

Radical Bikesports Championship

RACE 2 - LAP ANALYSIS

DIFF = Difference To Personal Best Lap

P11 93 Steven LARKHAM				
LAP	LAP TIME	DIFF	MPH	TIME OF DAY
1 -	2:24.629	33.178	61.91	12:39:59.794
2 -	3:02.674	1:11.223	49.01	12:43:02.468
3 -	1:55.530	4.079	77.50	12:44:57.998
4 -	1:54.139 (3)	2.688	78.45	12:46:52.137
5 -	1:51.451 (1)		80.34	12:48:43.588
6 -	1:57.065	5.614	76.49	12:50:40.653
7 -	2:50.533	59.082	52.50	12:53:31.186
8 -	3:06.615	1:15.164	47.98	12:56:37.801
9 -	1:54.015 (2)	2.564	78.53	12:58:31.816

P12 27 Calvin OCONNOR				
LAP	LAP TIME	DIFF	MPH	TIME OF DAY
1 -	2:18.333	25.942	64.73	12:39:53.498
2 -	3:05.734	1:13.343	48.21	12:42:59.232
3 -	1:57.502	5.111	76.20	12:44:56.734
4 -	1:53.487 (2)	1.096	78.90	12:46:50.221
5 -	1:52.391 (1)		79.67	12:48:42.612
6 -	1:57.769	5.378	76.03	12:50:40.381
7 -	2:49.477	57.086	52.83	12:53:29.858
8 -	3:07.536	1:15.145	47.74	12:56:37.394
9 -	1:55.923 (3)	3.532	77.24	12:58:33.317

P13 24 Ian CHARLES				
LAP	LAP TIME	DIFF	MPH	TIME OF DAY
1 -	2:22.785	26.977	62.71	12:39:57.950
2 -	3:02.582	1:06.774	49.04	12:43:00.532
3 -	1:58.631	2.823	75.48	12:44:59.163
4 -	1:57.077 (2)	1.269	76.48	12:46:56.240
5 -	1:57.253 (3)	1.445	76.36	12:48:53.493
6 -	2:02.510	6.702	73.09	12:50:56.003
7 -	2:37.245	41.437	56.94	12:53:33.248
8 -	3:05.971	1:10.163	48.14	12:56:39.219
9 -	1:55.808 (1)		77.32	12:58:35.027

P14 30 Mark GRASON				
LAP	LAP TIME	DIFF	MPH	TIME OF DAY
1 -	2:28.405	32.934	60.33	12:40:03.570
2 -	3:01.676	1:06.205	49.28	12:43:05.246
3 -	2:00.499	5.028	74.31	12:45:05.745
4 -	1:55.680 (3)	0.209	77.40	12:47:01.425
5 -	1:55.471 (1)		77.54	12:48:56.896
6 -	2:00.293	4.822	74.43	12:50:57.189
7 -	2:36.865	41.394	57.08	12:53:34.054
8 -	3:06.096	1:10.625	48.11	12:56:40.150
9 -	1:55.608 (2)	0.137	77.45	12:58:35.758

P15 17 Miles DREW				
LAP	LAP TIME	DIFF	MPH	TIME OF DAY
1 -	2:09.815	19.424	68.97	12:39:44.980
2 -	3:09.381	1:18.990	47.28	12:42:54.361
3 -	1:54.096 (3)	3.705	78.48	12:44:48.457
4 -	1:50.391 (1)		81.11	12:46:38.848
5 -	1:52.775 (2)	2.384	79.40	12:48:31.623
6 -	1:56.634	6.243	76.77	12:50:28.257
7 -	2:58.633	1:08.242	50.12	12:53:26.890
8 -	3:07.964	1:17.573	47.63	12:56:34.854
9 -	2:06.848	16.457	70.59	12:58:41.702

DIFF = Difference To Personal Best Lap

P16 166 Vikram SUDERA				
LAP	LAP TIME	DIFF	MPH	TIME OF DAY
1 -	2:27.732	23.977	60.61	12:40:02.897
2 -	3:01.349	57.594	49.37	12:43:04.246
3 -	2:18.280	14.525	64.75	12:45:22.526
4 -	2:07.923	4.168	69.99	12:47:30.449
5 -	2:07.666 (3)	3.911	70.13	12:49:38.115
6 -	2:10.802	7.047	68.45	12:51:48.917
7 -	2:05.662 (2)	1.907	71.25	12:53:54.579
8 -	2:48.333	44.578	53.19	12:56:42.912
9 -	2:03.755 (1)		72.35	12:58:46.667

P17 2 Ross BOARD				
LAP	LAP TIME	DIFF	MPH	TIME OF DAY
1 -	2:02.891 (3)	15.781	72.86	12:39:38.056
2 -	3:13.629	1:26.519	46.24	12:42:51.685
3 -	2:12.394	25.284	67.63	12:45:04.079
4 -	1:47.110 (1)		83.60	12:46:51.189
5 -	3:02.711	1:15.601	49.00	12:49:53.900
6 -	3:27.408	1:40.298	43.17	12:53:21.308
7 -	3:09.695	1:22.585	47.20	12:56:31.003
8 -	2:01.133 (2)	14.023	73.92	12:58:32.136

P18 5 Doug CARTER				
LAP	LAP TIME	DIFF	MPH	TIME OF DAY
1 -	5:46.487	3:49.120	25.84	12:43:21.652
2 -	2:02.918	5.551	72.84	12:45:24.570
3 -	1:58.857 (2)	1.490	75.33	12:47:23.427
4 -	2:00.963 (3)	3.596	74.02	12:49:24.390
5 -	2:04.420	7.053	71.96	12:51:28.810
6 -	2:05.615	8.248	71.28	12:53:34.425
7 -	3:06.537	1:09.170	48.00	12:56:40.962
8 -	1:57.367 (1)		76.29	12:58:38.329

P19 22 Andy BOYCE				
LAP	LAP TIME	DIFF	MPH	TIME OF DAY
1 -	2:23.818	25.441	62.26	12:39:58.983
2 -	3:03.276	1:04.899	48.85	12:43:02.259
3 -	1:58.377 (1)		75.64	12:45:00.636
4 -	1:58.404 (2)	0.027	75.62	12:46:59.040
5 -	7:40.414	5:42.037	19.44	12:54:39.454
6 -	2:05.247	6.870	71.49	12:56:44.701
7 -	2:01.144 (3)	2.767	73.91	12:58:45.845

P20 161 Paul SEWARD				
LAP	LAP TIME	DIFF	MPH	TIME OF DAY
1 -	1:59.848	12.854	74.71	12:39:35.013
2 -	3:14.313	1:27.319	46.08	12:42:49.326
3 -	1:51.571	4.577	80.25	12:44:40.897
4 -	1:49.776 (3)	2.782	81.57	12:46:30.673
5 -	1:46.994 (1)		83.69	12:48:17.667
6 -	1:47.617 (2)	0.623	83.20	12:50:05.284
7 -	3:18.766	1:31.772	45.05	12:53:24.050
8 -	3:08.055	1:21.061	47.61	12:56:32.105

P21 94 Jon WOOLFITT				
LAP	LAP TIME	DIFF	MPH	TIME OF DAY
1 -	2:08.481 (1)		69.69	12:39:43.646
2 -	3:09.009 (2)	1:00.527	47.37	12:42:52.655

Radical Bikesports Championship

RACE 2 - LAP ANALYSIS

DIFF = Difference To Personal Best Lap

P22 89 Shane STONEY				
LAP	LAP TIME	DIFF	MPH	TIME OF DAY
1 -	8:20.849	P	17.87	12:45:56.014

Radical Bikesports Championship

RACE 2 - LAP CHART

LAP 1 @ 12:39:30.654			LAP 2 @ 12:42:47.173			LAP 3 @ 12:44:32.610			LAP 4 @ 12:46:17.800			LAP 5 @ 12:48:02.024		
NO	BEHIND	LAP TIME	NO	BEHIND	LAP TIME	NO	BEHIND	LAP TIME	NO	BEHIND	LAP TIME	NO	BEHIND	LAP TIME
55		1:55.489	55		3:16.519	55		1:45.437	55		1:45.190	77		1:43.979
77	0.861	1:56.350	77	0.220	3:15.878	77	0.530	1:45.747	77	0.245	1:44.905	19	1.510	1:44.279
1	1.643	1:57.132	1	0.866	3:15.742	1	1.466	1:46.037	1	0.884	1:44.608	1	1.865	1:45.205
11	2.577	1:58.066	11	1.236	3:15.178	19	2.587	1:46.520	19	1.455	1:44.058	55	3.353	1:47.577
19	3.165	1:58.654	19	1.504	3:14.858	11	3.602	1:47.803	11	4.219	1:45.807	11	5.640	1:45.645
161	4.359	1:59.848	161	2.153	3:14.313	161	8.287	1:51.571	161	12.873	1:49.776	161	15.643	1:46.994
2	7.402	2:02.891	2	4.512	3:13.629	68	12.370	1:53.014	68	16.450	1:49.270	68	19.141	1:46.915
68	10.128	2:05.617	68	4.793	3:11.184	59	13.974	1:54.266	59	17.998	1:49.214	59	21.237	1:47.463
59	11.553	2:07.042	59	5.145	3:10.111	17	15.847	1:54.096	17	21.048	1:50.391	12	26.941	1:49.114
94	12.992	2:08.481	94	5.482	3:09.009	12	17.562	1:53.226	12	22.051	1:49.679	17	29.599	1:52.775
17	14.326	2:09.815	17	7.188	3:09.381	84	18.321	1:55.936	84	27.373	1:54.242	15	36.298	1:52.956
84	15.001	2:10.490	84	7.822	3:09.340	15	19.280	1:56.024	15	27.566	1:53.476	84	38.182	1:55.033
15	16.766	2:12.255	15	8.693	3:08.446	27	24.124	1:57.502	27	32.421	1:53.487	27	40.588	1:52.391
12	20.469	2:15.958	12	9.773	3:05.823	93	25.388	1:55.530	2	33.389	1:47.110	93	41.564	1:51.451
27	22.844	2:18.333	27	12.059	3:05.734	24	26.553	1:58.631	93	34.337	1:54.139	24	51.469	1:57.253
24	27.296	2:22.785	24	13.359	3:02.582	22	28.026	1:58.377	24	38.440	1:57.077	30	54.872	1:55.471
22	28.329	2:23.818	22	15.086	3:03.276	2	31.469	2:12.394	22	41.240	1:58.404	5	1 Lap	2:00.963
93	29.140	2:24.629	93	15.295	3:02.674	30	33.135	2:00.499	30	43.625	1:55.680	166	1:36.091	2:07.666
166	32.243	2:27.732	166	17.073	3:01.349	166	49.916	2:18.280	5	1 Lap	1:58.857			
30	32.916	2:28.405	30	18.073	3:01.676	5	1 Lap	2:02.918	166	1:12.649	2:07.923			
			5	1 Lap	5:46.487	89	2 Laps	8:20.849 P						

Radical Bikesports Championship

RACE 2 - LAP CHART

LAP 6 @ 12:49:47.820			LAP 7 @ 12:53:18.042			LAP 8 @ 12:56:28.880			LAP 9 @ 12:58:13.215		
NO	BEHIND	LAP TIME	NO	BEHIND	LAP TIME	NO	BEHIND	LAP TIME	NO	BEHIND	LAP TIME
77		1:45.796	77		3:30.222	77		3:10.838	19		1:43.734
19	1.465	1:45.751	19	0.916	3:29.673	19	0.601	3:10.523	77	0.372	1:44.707
1	2.374	1:46.305	1	1.766	3:29.614	1	0.917	3:09.989	55	2.288	1:45.327
55	3.993	1:46.436	55	2.575	3:28.804	SC	6 Laps	3:12.726 P	1	3.058	1:46.476
2	1 Lap	3:02.711	2	1 Lap	3:27.408	55	1.296	3:09.559	11	4.573	1:46.107
11	8.259	1:48.415	11	4.561	3:26.524	2	1 Lap	3:09.695	68	10.193	1:50.665
161	17.464	1:47.617	161	6.008	3:18.766	11	2.801	3:09.078	59	11.114	1:50.967
68	21.785	1:48.440	68	6.691	3:15.128	161	3.225	3:08.055	12	11.694	1:50.898
59	27.374	1:51.933	59	7.252	3:10.100	68	3.863	3:08.010	15	15.860	1:53.071
12	33.250	1:52.105	12	7.990	3:04.962	59	4.482	3:08.068	84	18.352	1:55.261
17	40.437	1:56.634	17	8.848	2:58.633	12	5.131	3:07.979	93	18.601	1:54.015
15	46.615	1:56.113	15	10.061	2:53.668	17	5.974	3:07.964	2	1 Lap	2:01.133
84	49.780	1:57.394	84	10.789	2:51.231	15	7.124	3:07.901	27	20.102	1:55.923
27	52.561	1:57.769	27	11.816	2:49.477	84	7.426	3:07.475	24	21.812	1:55.808
93	52.833	1:57.065	93	13.144	2:50.533	27	8.514	3:07.536	30	22.543	1:55.608
24	1:08.183	2:02.510	24	15.206	2:37.245	93	8.921	3:06.615	5	1 Lap	1:57.367
30	1:09.369	2:00.293	30	16.012	2:36.865	24	10.339	3:05.971	17	28.487	2:06.848
5	1 Lap	2:04.420	5	1 Lap	2:05.615	30	11.270	3:06.096	22	2 Laps	2:01.144
166	2:01.097	2:10.802	166	36.537	2:05.662	5	1 Lap	3:06.537	166	33.452	2:03.755
SC	5 Laps	10:28.322	22	2 Laps	7:40.414	166	14.032	2:48.333			
						22	2 Laps	2:05.247			

Radical Bikesports Championship

RACE 2 - POSITION CHART

No	Name	Lap Pos									
			1	2	3	4	5	6	7	8	9
12	FIDO	1	55	55	55	55	77	77	77	77	19
55	HEADLAM	2	77	77	77	77	19	19	19	19	77
11	BROWN	3	1	1	1	1	1	1	1	1	55
2	BOARD	4	11	11	19	19	55	55	55	55	1
77	HALL	5	19	19	11	11	11	11	11	11	11
1	MORRELL	6	161	161	161	161	161	161	161	161	68
19	KEEVILL	7	2	2	68	68	68	68	68	68	59
89	STONEY	8	68	68	59	59	59	59	59	59	12
161	SEWARD	9	59	59	17	17	12	12	12	12	15
59	COCKERILL	10	94	94	12	12	17	17	17	17	84
17	DREW	11	17	17	84	84	15	15	15	15	93
68	BARRETT	12	84	84	15	15	84	84	84	84	27
94	WOOLFITT	13	15	15	27	27	27	27	27	27	24
5	CARTER	14	12	12	93	2	93	93	93	93	30
15	HUDSON	15	27	27	24	93	24	24	24	24	17
27	OCONNOR	16	24	24	22	24	30	30	30	30	166
84	PRICE	17	22	22	2	22	166	166	166	166	
22	BOYCE	18	93	93	30	30	2	2	2	2	
24	CHARLES	19	166	166	166	166	5	5	5	5	
166	SUDERA	20	30	30	5	5	22	22	22	22	
93	LARKHAM	21	5	5							
30	GRASON	22	89								

Radical Bikesports Championship

RACE 2 - STATISTICS

Competitors Started 22
Planned Start 2024-10-12 @ 12:30:00.000
Actual Start 2024-10-12 @ 12:37:35.164
Finish Time 2024-10-12 @ 12:58:10.397
Track Length 2.4873mi.
Total Laps 180
Total Distance Covered 447.7227mi.

Session Fastest Lap History

NO	CL	NAME	LAP TIME	TIME OF DAY	LAP	VEHICLE
55	B	Daniel HEADLAM	1:55.489	12:39:30.678	1	Radical SR3 RSX
55	B	Daniel HEADLAM	1:45.437	12:44:32.631	3	Radical SR3 RSX
55	B	Daniel HEADLAM	1:45.190	12:46:17.820	4	Radical SR3 RSX
77	A	Charles HALL	1:44.905	12:46:18.055	4	ADR Bikesports
1	B	Leon MORRELL	1:44.608	12:46:18.705	4	Radical SR3 RSX
19	A	James KEEVILL	1:44.058	12:46:19.274	4	Radical SR3 RS
77	A	Charles HALL	1:43.979	12:48:02.036	5	ADR Bikesports
19	A	James KEEVILL	1:43.734	12:58:13.235	9	Radical SR3 RS

Session Leader History

NO	CL	NAME	FROM LAP	LAPS LED	DISTANCE	VEHICLE
55	B	Daniel HEADLAM	1	4	9.91 miles	Radical SR3 RSX
77	A	Charles HALL	5	4	9.94 miles	ADR Bikesports
19	A	James KEEVILL	9	1	2.48 miles	Radical SR3 RS

Flag History

TYPE	TIME OF DAY
GREEN	12:37:35.164
SAFETY	12:38:41.581
GREEN	12:42:45.754
SAFETY	12:49:30.158
GREEN	12:56:27.627
FINISH	12:58:10.397

Flag Statistics

TYPE	COUNT	TOTAL LAPS	TOTAL TIME
Green	3	6	10:46.824
Red	0	0	0.000
Safety Car	2	3	11:01.642
FCY	0	0	0.000

Radical Bikesports Championship

RACE 2 - STATISTICS

CLASS :

4 Starters

Fastest Lap History

NO	NAME	LAP TIME	TIME OF DAY	LAP	VEHICLE
94	Jon WOOLFITT	2:08.481	12:39:43.664	1	Spire GT3
84	Matthew PRICE	1:55.936	12:44:50.942	3	Radical SR3
84	Matthew PRICE	1:54.242	12:46:45.184	4	Radical SR3

Leader History

NO	NAME	FROM LAP	LAPS LED	DISTANCE	VEHICLE
94	Jon WOOLFITT	1	2	4.93 miles	Spire GT3
84	Matthew PRICE	3	7	17.41 miles	Radical SR3

Radical Bikesports Championship

RACE 2 - STATISTICS

CLASS : A

8 Starters

Fastest Lap History

NO	NAME	LAP TIME	TIME OF DAY	LAP	VEHICLE
77	Charles HALL	1:56.350	12:39:31.525	1	ADR Bikesports
77	Charles HALL	1:45.747	12:44:33.150	3	ADR Bikesports
77	Charles HALL	1:44.905	12:46:18.055	4	ADR Bikesports
19	James KEEVILL	1:44.058	12:46:19.274	4	Radical SR3 RS
77	Charles HALL	1:43.979	12:48:02.036	5	ADR Bikesports
19	James KEEVILL	1:43.734	12:58:13.235	9	Radical SR3 RS

Leader History

NO	NAME	FROM LAP	LAPS LED	DISTANCE	VEHICLE
77	Charles HALL	1	8	19.86 miles	ADR Bikesports
19	James KEEVILL	9	1	2.48 miles	Radical SR3 RS

Radical Bikesports Championship

RACE 2 - STATISTICS

CLASS : B

10 Starters

Fastest Lap History

NO	NAME	LAP TIME	TIME OF DAY	LAP	VEHICLE
55	Daniel HEADLAM	1:55.489	12:39:30.678	1	Radical SR3 RSX
55	Daniel HEADLAM	1:45.437	12:44:32.631	3	Radical SR3 RSX
55	Daniel HEADLAM	1:45.190	12:46:17.820	4	Radical SR3 RSX
1	Leon MORRELL	1:44.608	12:46:18.705	4	Radical SR3 RSX

Leader History

NO	NAME	FROM LAP	LAPS LED	DISTANCE	VEHICLE
55	Daniel HEADLAM	1	4	9.91 miles	Radical SR3 RSX
1	Leon MORRELL	5	4	9.94 miles	Radical SR3 RSX
55	Daniel HEADLAM	9	1	2.48 miles	Radical SR3 RSX

Radical Bikesports Championship
RACE 9 - GRID (25 minutes) - AMENDED

ROW 11	21	93 Steven LARKHAM	22	30 Mark GRASON
		2:03.145		2:06.140
ROW 10	19	24 Ian CHARLES	20	166 Vikram SUDERA
		1:56.731		2:01.243
ROW 9	17	84 Matthew PRICE	18	22 Andy BOYCE
		1:51.524		1:55.392
ROW 8	15	15 Dean HUDSON	16	27 Calvin OCONNOR
		1:50.614		1:50.755
ROW 7	13	5 Doug CARTER	14	94 Jon WOOLFITT
		1:48.278		1:49.398
ROW 6	11	59 Tom COCKERILL	12	68 Alicia BARRETT
		1:47.468		1:47.750
ROW 5	9	12 Andrew FIDO	10	17 Miles DREW
		1:46.615		1:47.131
ROW 4	7	2 Ross BOARD	8	161 Paul SEWARD
		1:45.065		1:46.544
ROW 3	5	11 Philip BROWN	6	55 Daniel HEADLAM
		1:42.688		1:42.930
ROW 2	3	1 Leon MORRELL	4	77 Charles HALL
		1:39.222		1:42.435
ROW 1	1	89 Shane STONEY	2	19 James KEEVILL
		Pole		

Comments:

*No. 93 - permitted to start from the back of the grid as qualified through experience

*No. 30 - permitted to start from the back of the grid as qualified out of session

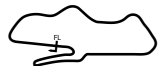
These results are provisional until the conclusion of any judicial and technical matters.

Donington Park GP: 2.4873 miles

Clerk Of Course: Lynne Spurr

Stewards:

Timekeeper: Stewart Burr



Radical Bikesports Championship

RACE 9 - CLASSIFICATION

Race Distance: 15 Laps / 37.31 miles

POS	NO	CL	PIC	NAME	ENTRY	LAPS	TIME	GAP	DIFF	MPH	BEST	ON	GRD	↑↓
1	89	A	1	Shane STONEY	Radical PR6	15	24:58.629			89.53	1:28.245	13	1	0
2	11	B	1	Philip BROWN	Radical SR3 RSX	15	25:29.519	30.890	30.890	87.72	1:31.132	13	5	3
3	1	B	2	Leon MORRELL	Radical SR3 RSX	15	25:40.091	41.462	10.572	87.12	1:31.961	10	3	0
4	55	B	3	Daniel HEADLAM	Radical SR3 RSX	15	25:42.551	43.922	2.460	86.98	1:31.688	8	6	2
5	19	A	2	James KEEVILL	Radical SR3 RS	15	25:58.571	59.942	16.020	86.09	1:31.592	13	2	-3
6	12	A	3	Andrew FIDO	Radical SR3 RS	15	26:09.377	1:10.748	10.806	85.49	1:32.946	13	9	3
7	17	B	4	Miles DREW	Radical SR3 RSX	15	26:09.686	1:11.057	0.309	85.48	1:33.890	13	10	3
8	161	B	5	Paul SEWARD	Radical SR3 XX	15	26:28.521	1:29.892	18.835	84.46	1:36.260	12	8	0
9	93	A	4	Steven LARKHAM	Radical PR6	15	26:30.632	1:32.003	2.111	84.35	1:35.869	15	21	12
10	59	B	6	Tom COCKERILL	Radical PR6	15	26:36.558	1:37.929	5.926	84.04	1:36.961	8	11	1
11	2	A	5	Ross BOARD	Radical SR3 XXR	14	25:26.217	1 Lap	1 Lap	82.04	1:35.462	11	7	-4
12	24	A	6	Ian CHARLES	Radical PR6	14	25:39.926	1 Lap	13.709	81.31	1:36.516	11	19	7
13	27	B	7	Calvin OCONNOR	Radical SR3 RS	14	25:48.813	1 Lap	8.887	80.85	1:39.580	12	16	3
14	68	B	8	Alicia BARRETT	Radical SR3	14	25:50.352	1 Lap	1.539	80.77	1:36.585	8	12	-2
15	5	A	7	Doug CARTER	Radical PR6	14	26:12.583	1 Lap	22.231	79.63	1:33.394	13	13	-2
16	22		1	Andy BOYCE	Radical SR1	14	26:20.784	1 Lap	8.201	79.21	1:42.977	5	18	2
17	166		2	Vikram SUDERA	Radical SR1	13	25:46.231	2 Laps	1 Lap	75.19	1:49.925	11	20	3

NOT CLASSIFIED

DNF	15	B		Dean HUDSON	Radical SR3 RS	10	20:11.174	5 Laps	3 Laps	73.81	1:37.606	6	15	
DNF	77	A		Charles HALL	ADR Bikesports	8	15:36.999	7 Laps	2 Laps	76.30	1:31.999	6	4	
DNF	84			Matthew PRICE	Radical SR3	4	10:20.070	11 Laps	4 Laps	57.54	1:41.941	2	17	
DNF	30	B		Mark GRASON	Radical SR3 RS	2	13:25.803	13 Laps	2 Laps	22.05	1:58.729	1	22	

NOT STARTED

NS	94			Jon WOOLFITT	Spire GT3								14	
----	----	--	--	--------------	-----------	--	--	--	--	--	--	--	----	--

FASTEST LAP

89	A			Shane STONEY	Radical PR6	13	1:28.245		101.47 mph		163.30 kph			
11	B			Philip BROWN	Radical SR3 RSX	13	1:31.132		98.25 mph		158.13 kph			
84				Matthew PRICE	Radical SR3	2	1:41.941		87.83 mph		141.36 kph			

Weather / Track : Bright / Dry

These results are provisional until the conclusion of any judicial and technical matters.

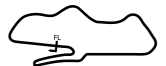
Date: 12/10/2024 Start: 17:22 Finish: 17:47

Donington Park GP: 2.4873 miles

Clerk Of Course: Lynne Spurr

Stewards:

Timekeeper: Stewart Burr



Radical Bikesports Championship

RACE 9 - LAP ANALYSIS

DIFF = Difference To Personal Best Lap

P1 89 Shane STONEY				
LAP	LAP TIME	DIFF	MPH	TIME OF DAY
1 -	1:38.694	10.449	90.72	17:23:55.194
2 -	1:32.810	4.565	96.48	17:25:28.004
3 -	1:48.593	20.348	82.45	17:27:16.597
4 -	2:37.848	1:09.603	56.72	17:29:54.445
5 -	1:30.893	2.648	98.51	17:31:25.338
6 -	1:30.211	1.966	99.26	17:32:55.549
7 -	1:32.216 P	3.971	97.10	17:34:27.765
8 -	2:22.565	54.320	62.80	17:36:50.330
9 -	1:28.832	0.587	100.80	17:38:19.162
10 -	1:28.653	0.408	101.00	17:39:47.815
11 -	1:28.297 (2)	0.052	101.41	17:41:16.112
12 -	1:28.319 (3)	0.074	101.38	17:42:44.431
13 -	1:28.245 (1)		101.47	17:44:12.676
14 -	1:32.876	4.631	96.41	17:45:45.552
15 -	1:29.577	1.332	99.96	17:47:15.129

P2 11 Philip BROWN				
LAP	LAP TIME	DIFF	MPH	TIME OF DAY
1 -	1:43.428	12.296	86.57	17:23:59.928
2 -	1:36.002	4.870	93.27	17:25:35.930
3 -	1:43.878	12.746	86.20	17:27:19.808
4 -	2:36.365	1:05.233	57.26	17:29:56.173
5 -	1:34.025	2.893	95.23	17:31:30.198
6 -	1:33.361	2.229	95.91	17:33:03.559
7 -	1:33.047	1.915	96.23	17:34:36.606
8 -	1:31.937 (3)	0.805	97.39	17:36:08.543
9 -	1:34.455 P	3.323	94.80	17:37:42.998
10 -	2:21.551	50.419	63.25	17:40:04.549
11 -	1:32.205	1.073	97.11	17:41:36.754
12 -	1:34.158	3.026	95.10	17:43:10.912
13 -	1:31.132 (1)		98.25	17:44:42.044
14 -	1:31.714 (2)	0.582	97.63	17:46:13.758
15 -	1:32.261	1.129	97.05	17:47:46.019

P3 1 Leon MORRELL				
LAP	LAP TIME	DIFF	MPH	TIME OF DAY
1 -	1:43.236	11.275	86.73	17:23:59.736
2 -	1:34.580	2.619	94.67	17:25:34.316
3 -	1:44.343	12.382	85.81	17:27:18.659
4 -	2:39.079 P	1:07.118	56.28	17:29:57.738
5 -	2:32.586	1:00.625	58.68	17:32:30.324
6 -	1:33.687	1.726	95.57	17:34:04.011
7 -	1:32.513	0.552	96.79	17:35:36.524
8 -	1:32.357 (3)	0.396	96.95	17:37:08.881
9 -	1:32.467	0.506	96.83	17:38:41.348
10 -	1:31.961 (1)		97.37	17:40:13.309
11 -	1:32.743	0.782	96.55	17:41:46.052
12 -	1:32.108 (2)	0.147	97.21	17:43:18.160
13 -	1:32.710	0.749	96.58	17:44:50.870
14 -	1:32.599	0.638	96.70	17:46:23.469
15 -	1:33.122	1.161	96.15	17:47:56.591

P4 55 Daniel HEADLAM				
LAP	LAP TIME	DIFF	MPH	TIME OF DAY
1 -	1:41.622	9.934	88.11	17:23:58.122
2 -	1:34.945	3.257	94.31	17:25:33.067
3 -	1:44.302	12.614	85.85	17:27:17.369
4 -	2:37.733	1:06.045	56.76	17:29:55.102
5 -	1:34.092	2.404	95.16	17:31:29.194
6 -	1:33.203	1.515	96.07	17:33:02.397

DIFF = Difference To Personal Best Lap

7 -	1:33.356	1.668	95.91	17:34:35.753
8 -	1:31.688 (1)		97.66	17:36:07.441
9 -	1:33.157	1.469	96.12	17:37:40.598
10 -	1:35.328 P	3.640	93.93	17:39:15.926
11 -	2:28.129	56.441	60.45	17:41:44.055
12 -	1:32.609 (3)	0.921	96.69	17:43:16.664
13 -	1:34.749	3.061	94.50	17:44:51.413
14 -	1:32.300 (2)	0.612	97.01	17:46:23.713
15 -	1:35.338	3.650	93.92	17:47:59.051

P5 19 James KEEVILL				
LAP	LAP TIME	DIFF	MPH	TIME OF DAY
1 -	1:56.547	24.955	76.83	17:24:13.047
2 -	1:39.030	7.438	90.42	17:25:52.077
3 -	1:51.783	20.191	80.10	17:27:43.860
4 -	2:17.572	45.980	65.08	17:30:01.432
5 -	1:35.374	3.782	93.88	17:31:36.806
6 -	1:34.102	2.510	95.15	17:33:10.908
7 -	1:38.205 P	6.613	91.18	17:34:49.113
8 -	2:34.091	1:02.499	58.11	17:37:23.204
9 -	1:36.623	5.031	92.67	17:38:59.827
10 -	1:33.178	1.586	96.10	17:40:33.005
11 -	1:33.985	2.393	95.27	17:42:06.990
12 -	1:32.422	0.830	96.88	17:43:39.412
13 -	1:31.592 (1)		97.76	17:45:11.004
14 -	1:32.224 (3)	0.632	97.09	17:46:43.228
15 -	1:31.843 (2)	0.251	97.49	17:48:15.071

P6 12 Andrew FIDO				
LAP	LAP TIME	DIFF	MPH	TIME OF DAY
1 -	1:47.108	14.162	83.60	17:24:03.608
2 -	1:39.998	7.052	89.54	17:25:43.606
3 -	1:45.476	12.530	84.89	17:27:29.082
4 -	2:29.675	56.729	59.82	17:29:58.757
5 -	1:41.559 P	8.613	88.16	17:31:40.316
6 -	2:28.700	55.754	60.21	17:34:09.016
7 -	1:37.094	4.148	92.22	17:35:46.110
8 -	1:35.710	2.764	93.55	17:37:21.820
9 -	1:37.031	4.085	92.28	17:38:58.851
10 -	1:35.707	2.761	93.56	17:40:34.558
11 -	1:34.800	1.854	94.45	17:42:09.358
12 -	1:33.763 (2)	0.817	95.50	17:43:43.121
13 -	1:32.946 (1)		96.34	17:45:16.067
14 -	1:35.388	2.442	93.87	17:46:51.455
15 -	1:34.422 (3)	1.476	94.83	17:48:25.877

P7 17 Miles DREW				
LAP	LAP TIME	DIFF	MPH	TIME OF DAY
1 -	1:47.695	13.805	83.14	17:24:04.195
2 -	1:39.595	5.705	89.90	17:25:43.790
3 -	1:46.107	12.217	84.39	17:27:29.897
4 -	2:31.549 P	57.659	59.08	17:30:01.446
5 -	2:32.725	58.835	58.63	17:32:34.171
6 -	1:36.633	2.743	92.66	17:34:10.804
7 -	1:35.575	1.685	93.69	17:35:46.379
8 -	1:35.737	1.847	93.53	17:37:22.116
9 -	1:37.539	3.649	91.80	17:38:59.655
10 -	1:35.347	1.457	93.91	17:40:35.002
11 -	1:34.693	0.803	94.56	17:42:09.695
12 -	1:33.896 (2)	0.006	95.36	17:43:43.591
13 -	1:33.890 (1)		95.37	17:45:17.481
14 -	1:34.796	0.906	94.46	17:46:52.277
15 -	1:33.909 (3)	0.019	95.35	17:48:26.186

Radical Bikesports Championship

RACE 9 - LAP ANALYSIS

DIFF = Difference To Personal Best Lap

P8 161 Paul SEWARD				
LAP	LAP TIME	DIFF	MPH	TIME OF DAY
1 -	1:45.103	8.843	85.19	17:24:01.603
2 -	1:39.645	3.385	89.86	17:25:41.248
3 -	1:43.575	7.315	86.45	17:27:24.823
4 -	2:33.241	56.981	58.43	17:29:58.064
5 -	1:37.833	1.573	91.52	17:31:35.897
6 -	1:36.983	0.723	92.33	17:33:12.880
7 -	1:37.424	1.164	91.91	17:34:50.304
8 -	1:40.093 P	3.833	89.46	17:36:30.397
9 -	2:31.749	55.489	59.00	17:39:02.146
10 -	1:38.124	1.864	91.25	17:40:40.270
11 -	1:36.710 (2)	0.450	92.59	17:42:16.980
12 -	1:36.260 (1)		93.02	17:43:53.240
13 -	1:36.806 (3)	0.546	92.49	17:45:30.046
14 -	1:36.974	0.714	92.33	17:47:07.020
15 -	1:38.001	1.741	91.37	17:48:45.021

P9 93 Steven LARKHAM				
LAP	LAP TIME	DIFF	MPH	TIME OF DAY
1 -	1:52.813	16.944	79.37	17:24:09.313
2 -	1:41.499	5.630	88.22	17:25:50.812
3 -	1:52.755	16.886	79.41	17:27:43.567
4 -	2:17.780	41.911	64.99	17:30:01.347
5 -	1:40.303 P	4.434	89.27	17:31:41.650
6 -	2:32.050	56.181	58.89	17:34:13.700
7 -	1:37.012	1.143	92.30	17:35:50.712
8 -	1:36.190	0.321	93.09	17:37:26.902
9 -	1:35.973 (2)	0.104	93.30	17:39:02.875
10 -	1:36.394	0.525	92.89	17:40:39.269
11 -	1:36.579	0.710	92.71	17:42:15.848
12 -	1:42.690	6.821	87.19	17:43:58.538
13 -	1:36.175 (3)	0.306	93.10	17:45:34.713
14 -	1:36.550	0.681	92.74	17:47:11.263
15 -	1:35.869 (1)		93.40	17:48:47.132

P10 59 Tom COCKERILL				
LAP	LAP TIME	DIFF	MPH	TIME OF DAY
1 -	1:46.544	9.583	84.04	17:24:03.044
2 -	1:38.998	2.037	90.45	17:25:42.042
3 -	1:46.763	9.802	83.87	17:27:28.805
4 -	2:29.444	52.483	59.91	17:29:58.249
5 -	1:37.145 (2)	0.184	92.17	17:31:35.394
6 -	1:37.719 P	0.758	91.63	17:33:13.113
7 -	2:30.463	53.502	59.51	17:35:43.576
8 -	1:36.961 (1)		92.35	17:37:20.537
9 -	1:38.912	1.951	90.52	17:38:59.449
10 -	1:40.629	3.668	88.98	17:40:40.078
11 -	1:38.383	1.422	91.01	17:42:18.461
12 -	1:38.322	1.361	91.07	17:43:56.783
13 -	1:39.850	2.889	89.67	17:45:36.633
14 -	1:38.270	1.309	91.12	17:47:14.903
15 -	1:38.155 (3)	1.194	91.22	17:48:53.058

P11 2 Ross BOARD				
LAP	LAP TIME	DIFF	MPH	TIME OF DAY
1 -	1:44.483	9.021	85.70	17:24:00.983
2 -	1:39.153	3.691	90.30	17:25:40.136
3 -	1:43.305	7.843	86.67	17:27:23.441
4 -	2:35.842 P	1:00.380	57.45	17:29:59.283
5 -	3:06.652	1:31.190	47.97	17:33:05.935
6 -	1:38.770	3.308	90.65	17:34:44.705

DIFF = Difference To Personal Best Lap

7 -	1:37.061	1.599	92.25	17:36:21.766
8 -	1:41.178	5.716	88.50	17:38:02.944
9 -	1:36.220 (3)	0.758	93.06	17:39:39.164
10 -	1:37.157	1.695	92.16	17:41:16.321
11 -	1:35.462 (1)		93.80	17:42:51.783
12 -	1:35.682 (2)	0.220	93.58	17:44:27.465
13 -	1:38.809	3.347	90.62	17:46:06.274
14 -	1:36.443	0.981	92.84	17:47:42.717

P12 24 Ian CHARLES				
LAP	LAP TIME	DIFF	MPH	TIME OF DAY
1 -	1:56.192	19.676	77.06	17:24:12.692
2 -	1:45.174	8.658	85.13	17:25:57.866
3 -	1:49.370	12.854	81.87	17:27:47.236
4 -	2:20.013 P	43.497	63.95	17:30:07.249
5 -	2:47.117	1:10.601	53.58	17:32:54.366
6 -	1:43.906	7.390	86.17	17:34:38.272
7 -	1:42.950	6.434	86.97	17:36:21.222
8 -	1:39.139 (3)	2.623	90.32	17:38:00.361
9 -	1:39.260	2.744	90.21	17:39:39.621
10 -	1:37.981 (2)	1.465	91.38	17:41:17.602
11 -	1:36.516 (1)		92.77	17:42:54.118
12 -	1:39.568	3.052	89.93	17:44:33.686
13 -	1:42.046	5.530	87.74	17:46:15.732
14 -	1:40.694	4.178	88.92	17:47:56.426

P13 27 Calvin OCONNOR				
LAP	LAP TIME	DIFF	MPH	TIME OF DAY
1 -	1:58.488	18.908	75.57	17:24:14.988
2 -	1:44.599	5.019	85.60	17:25:59.587
3 -	1:48.786	9.206	82.31	17:27:48.373
4 -	2:15.583	36.003	66.04	17:30:03.956
5 -	1:44.717 P	5.137	85.51	17:31:48.673
6 -	2:32.494	52.914	58.72	17:34:21.167
7 -	1:41.136	1.556	88.53	17:36:02.303
8 -	1:41.213	1.633	88.47	17:37:43.516
9 -	1:39.719 (2)	0.139	89.79	17:39:23.235
10 -	1:41.568	1.988	88.16	17:41:04.803
11 -	1:39.825 (3)	0.245	89.70	17:42:44.628
12 -	1:39.580 (1)		89.92	17:44:24.208
13 -	1:56.778	17.198	76.67	17:46:20.986
14 -	1:44.327	4.747	85.83	17:48:05.313

P14 68 Alicia BARRETT				
LAP	LAP TIME	DIFF	MPH	TIME OF DAY
1 -	1:49.304	12.719	81.92	17:24:05.804
2 -	1:40.396	3.811	89.19	17:25:46.200
3 -	1:45.117	8.532	85.18	17:27:31.317
4 -	2:31.970 P	55.385	58.92	17:30:03.287
5 -	3:20.165	1:43.580	44.73	17:33:23.452
6 -	1:38.975	2.390	90.47	17:35:02.427
7 -	1:39.358	2.773	90.12	17:36:41.785
8 -	1:36.585 (1)		92.71	17:38:18.370
9 -	1:39.026	2.441	90.42	17:39:57.396
10 -	1:38.445	1.860	90.95	17:41:35.841
11 -	1:38.057	1.472	91.31	17:43:13.898
12 -	1:38.673	2.088	90.74	17:44:52.571
13 -	1:37.183 (3)	0.598	92.14	17:46:29.754
14 -	1:37.098 (2)	0.513	92.22	17:48:06.852

Radical Bikesports Championship

RACE 9 - LAP ANALYSIS

DIFF = Difference To Personal Best Lap

P15 5 Doug CARTER				
LAP	LAP TIME	DIFF	MPH	TIME OF DAY
1 -	1:50.317	16.923	81.16	17:24:06.817
2 -	1:41.209	7.815	88.47	17:25:48.026
3 -	1:47.986 P	14.592	82.92	17:27:36.012
4 -	4:48.317	3:14.923	31.05	17:32:24.329
5 -	1:41.000	7.606	88.65	17:34:05.329
6 -	1:38.536	5.142	90.87	17:35:43.865
7 -	1:37.767	4.373	91.58	17:37:21.632
8 -	1:38.831	5.437	90.60	17:39:00.463
9 -	1:37.954	4.560	91.41	17:40:38.417
10 -	1:35.510	2.116	93.75	17:42:13.927
11 -	1:33.958 (3)	0.564	95.30	17:43:47.885
12 -	1:33.444 (2)	0.050	95.82	17:45:21.329
13 -	1:33.394 (1)		95.87	17:46:54.723
14 -	1:34.360	0.966	94.89	17:48:29.083

P16 22 Andy BOYCE				
LAP	LAP TIME	DIFF	MPH	TIME OF DAY
1 -	1:58.031	15.054	75.86	17:24:14.531
2 -	1:45.723	2.746	84.69	17:26:00.254
3 -	1:48.898	5.921	82.22	17:27:49.152
4 -	2:15.277	32.300	66.19	17:30:04.429
5 -	1:42.977 (1)		86.95	17:31:47.406
6 -	1:45.134 P	2.157	85.17	17:33:32.540
7 -	2:49.727	1:06.750	52.75	17:36:22.267
8 -	1:51.546	8.569	80.27	17:38:13.813
9 -	1:44.753	1.776	85.48	17:39:58.566
10 -	1:43.929	0.952	86.15	17:41:42.495
11 -	1:44.512	1.535	85.67	17:43:27.007
12 -	1:43.922	0.945	86.16	17:45:10.929
13 -	1:43.155 (2)	0.178	86.80	17:46:54.084
14 -	1:43.200 (3)	0.223	86.76	17:48:37.284

P17 166 Vikram SUDERA				
LAP	LAP TIME	DIFF	MPH	TIME OF DAY
1 -	2:02.320	12.395	73.20	17:24:18.820
2 -	1:55.599	5.674	77.46	17:26:14.419
3 -	1:56.566	6.641	76.81	17:28:10.985
4 -	1:55.401	5.476	77.59	17:30:06.386
5 -	1:57.592 P	7.667	76.14	17:32:03.978
6 -	2:54.281	1:04.356	51.37	17:34:58.259
7 -	1:51.277 (3)	1.352	80.46	17:36:49.536
8 -	1:51.584	1.659	80.24	17:38:41.120
9 -	1:50.567 (2)	0.642	80.98	17:40:31.687
10 -	1:55.969	6.044	77.21	17:42:27.656
11 -	1:49.925 (1)		81.45	17:44:17.581
12 -	1:52.426	2.501	79.64	17:46:10.007
13 -	1:52.724	2.799	79.43	17:48:02.731

P18 15 Dean HUDSON				
LAP	LAP TIME	DIFF	MPH	TIME OF DAY
1 -	1:50.655	13.049	80.92	17:24:07.155
2 -	1:43.450	5.844	86.55	17:25:50.605
3 -	1:51.115	13.509	80.58	17:27:41.720
4 -	2:19.244	41.638	64.30	17:30:00.964
5 -	1:39.765 (3)	2.159	89.75	17:31:40.729
6 -	1:37.606 (1)		91.74	17:33:18.335
7 -	1:38.691 (2)	1.085	90.73	17:34:57.026
8 -	1:41.825 P	4.219	87.93	17:36:38.851
9 -	2:57.043 P	1:19.437	50.57	17:39:35.894
10 -	2:51.780 P	1:14.174	52.12	17:42:27.674

DIFF = Difference To Personal Best Lap

P19 77 Charles HALL				
LAP	LAP TIME	DIFF	MPH	TIME OF DAY
1 -	1:38.355	6.356	91.04	17:23:54.855
2 -	1:32.759 (3)	0.760	96.53	17:25:27.614
3 -	1:48.393	16.394	82.61	17:27:16.007
4 -	2:38.039	1:06.040	56.65	17:29:54.046
5 -	1:32.350 (2)	0.351	96.96	17:31:26.396
6 -	1:31.999 (1)		97.33	17:32:58.395
7 -	1:47.774 P	15.775	83.08	17:34:46.169
8 -	3:07.330 P	1:35.331	47.80	17:37:53.499

P20 84 Matthew PRICE				
LAP	LAP TIME	DIFF	MPH	TIME OF DAY
1 -	1:51.665 (2)	9.724	80.18	17:24:08.165
2 -	1:41.941 (1)		87.83	17:25:50.106
3 -	2:07.514 P	25.573	70.22	17:27:57.620
4 -	4:38.950 P	2:57.009	32.10	17:32:36.570

P21 30 Mark GRASON				
LAP	LAP TIME	DIFF	MPH	TIME OF DAY
1 -	1:58.729 (1)		75.41	17:24:15.229
2 -	11:27.074 (2)	9:28.344	13.03	17:35:42.303

Radical Bikesports Championship

RACE 9 - LAP CHART

LAP 1 @ 17:23:54.855			LAP 2 @ 17:25:27.614			LAP 3 @ 17:27:16.007			LAP 4 @ 17:29:54.046			LAP 5 @ 17:31:25.338		
NO	BEHIND	LAP TIME	NO	BEHIND	LAP TIME	NO	BEHIND	LAP TIME	NO	BEHIND	LAP TIME	NO	BEHIND	LAP TIME
77		1:38.355	77		1:32.759	77		1:48.393	77		2:38.039	89		1:30.893
89	0.339	1:38.694	89	0.390	1:32.810	89	0.590	1:48.593	89	0.399	2:37.848	77	1.058	1:32.350
55	3.267	1:41.622	55	5.453	1:34.945	55	1.362	1:44.302	55	1.056	2:37.733	55	3.856	1:34.092
1	4.881	1:43.236	1	6.702	1:34.580	1	2.652	1:44.343	11	2.127	2:36.365	11	4.860	1:34.025
11	5.073	1:43.428	11	8.316	1:36.002	11	3.801	1:43.878	1	3.692	2:39.079 P	59	10.056	1:37.145
2	6.128	1:44.483	2	12.522	1:39.153	2	7.434	1:43.305	161	4.018	2:33.241	161	10.559	1:37.833
161	6.748	1:45.103	161	13.634	1:39.645	161	8.816	1:43.575	59	4.203	2:29.444	19	11.468	1:35.374
59	8.189	1:46.544	59	14.428	1:38.998	59	12.798	1:46.763	12	4.711	2:29.675	12	14.978	1:41.559 P
12	8.753	1:47.108	12	15.992	1:39.998	12	13.075	1:45.476	2	5.237	2:35.842 P	15	15.391	1:39.765
17	9.340	1:47.695	17	16.176	1:39.595	17	13.890	1:46.107	15	6.918	2:19.244	93	16.312	1:40.303 P
68	10.949	1:49.304	68	18.586	1:40.396	68	15.310	1:45.117	93	7.301	2:17.780	22	22.068	1:42.977
5	11.962	1:50.317	5	20.412	1:41.209	5	20.005	1:47.986 P	19	7.386	2:17.572	27	23.335	1:44.717 P
15	12.300	1:50.655	84	22.492	1:41.941	15	25.713	1:51.115	17	7.400	2:31.549 P	166	38.640	1:57.592 P
84	13.310	1:51.665	15	22.991	1:43.450	93	27.560	1:52.755	68	9.241	2:31.970 P	5	1 Lap	4:48.317
93	14.458	1:52.813	93	23.198	1:41.499	19	27.853	1:51.783	27	9.910	2:15.583	1	1:04.986	2:32.586
24	17.837	1:56.192	19	24.463	1:39.030	24	31.229	1:49.370	22	10.383	2:15.277	17	1:08.833	2:32.725
19	18.192	1:56.547	24	30.252	1:45.174	27	32.366	1:48.786	166	12.340	1:55.401	84	1 Lap	4:38.950 P
22	19.676	1:58.031	27	31.973	1:44.599	22	33.145	1:48.898	24	13.203	2:20.013 P	24	1:29.028	2:47.117
27	20.133	1:58.488	22	32.640	1:45.723	84	41.613	2:07.514 P						
30	20.374	1:58.729	166	46.805	1:55.599	166	54.978	1:56.566						
166	23.965	2:02.320												

Radical Bikesports Championship

RACE 9 - LAP CHART

LAP 6 @ 17:32:55.549			LAP 7 @ 17:34:27.765			LAP 8 @ 17:36:07.441			LAP 9 @ 17:37:40.598			LAP 10 @ 17:39:15.926		
NO	BEHIND	LAP TIME	NO	BEHIND	LAP TIME	NO	BEHIND	LAP TIME	NO	BEHIND	LAP TIME	NO	BEHIND	LAP TIME
89		1:30.211	89		1:32.216 P	55		1:31.688	55		1:33.157	55		1:35.328 P
77	2.846	1:31.999	55	7.988	1:33.356	11	1.102	1:31.937	11	2.400	1:34.455 P	27	1 Lap	1:39.719
55	6.848	1:33.203	11	8.841	1:33.047	24	1 Lap	1:42.950	27	1 Lap	1:41.213	15	1 Lap	2:57.043 P
11	8.010	1:33.361	24	1 Lap	1:43.906	2	1 Lap	1:37.061	77	1 Lap	3:07.330 P	2	1 Lap	1:36.220
2	1 Lap	3:06.652	2	1 Lap	1:38.770	22	1 Lap	2:49.727	24	1 Lap	1:39.139	24	1 Lap	1:39.260
19	15.359	1:34.102	77	18.404	1:47.774 P	161	22.956	1:40.093 P	2	1 Lap	1:41.178	89	31.889	1:28.653
161	17.331	1:36.983	19	21.348	1:38.205 P	15	31.410	1:41.825 P	22	1 Lap	1:51.546	68	1 Lap	1:39.026
59	17.564	1:37.719 P	161	22.539	1:37.424	68	1 Lap	1:39.358	68	1 Lap	1:36.585	22	1 Lap	1:44.753
15	22.786	1:37.606	15	29.261	1:38.691	166	1 Lap	1:51.277	89	38.564	1:28.832	11	48.623	2:21.551
68	1 Lap	3:20.165	166	1 Lap	2:54.281	89	42.889	2:22.565	166	1 Lap	1:51.584	1	57.383	1:31.961
22	36.991	1:45.134 P	68	1 Lap	1:38.975	1	1:01.440	1:32.357	1	1:00.750	1:32.467	166	1 Lap	1:50.567
1	1:08.462	1:33.687	1	1:08.759	1:32.513	59	1:13.096	1:36.961	12	1:18.253	1:37.031	19	1:17.079	1:33.178
5	1 Lap	1:41.000	30	5 Laps	11:27.074	5	1 Lap	1:37.767	59	1:18.851	1:38.912	12	1:18.632	1:35.707
12	1:13.467	2:28.700	59	1:15.811	2:30.463	12	1:14.379	1:35.710	17	1:19.057	1:37.539	17	1:19.076	1:35.347
17	1:15.255	1:36.633	5	1 Lap	1:38.536	17	1:14.675	1:35.737	19	1:19.229	1:36.623	5	1 Lap	1:37.954
93	1:18.151	2:32.050	12	1:18.345	1:37.094	19	1:15.763	2:34.091	5	1 Lap	1:38.831	93	1:23.343	1:36.394
27	1:25.618	2:32.494	17	1:18.614	1:35.575	93	1:19.461	1:36.190	161	1:21.548	2:31.749	59	1:24.152	1:40.629
			93	1:22.947	1:37.012				93	1:22.277	1:35.973	161	1:24.344	1:38.124
			27	1:34.538	1:41.136							27	1:48.877	1:41.568

Radical Bikesports Championship

RACE 9 - LAP CHART

LAP 11 @ 17:41:16.112			LAP 12 @ 17:42:44.431			LAP 13 @ 17:44:12.676			LAP 14 @ 17:45:45.552			LAP 15 @ 17:47:15.129		
NO	BEHIND	LAP TIME	NO	BEHIND	LAP TIME	NO	BEHIND	LAP TIME	NO	BEHIND	LAP TIME	NO	BEHIND	LAP TIME
89		1:28.297	89		1:28.319	89		1:28.245	89		1:32.876	89		1:29.577
2	1 Lap	1:37.157	27	1 Lap	1:39.825	166	2 Laps	1:49.925	2	1 Lap	1:38.809	2	1 Lap	1:36.443
24	1 Lap	1:37.981	2	1 Lap	1:35.462	27	1 Lap	1:39.580	166	2 Laps	1:52.426	11	30.890	1:32.261
68	1 Lap	1:38.445	24	1 Lap	1:36.516	2	1 Lap	1:35.682	11	28.206	1:31.714	24	1 Lap	1:40.694
11	20.642	1:32.205	11	26.481	1:34.158	24	1 Lap	1:39.568	24	1 Lap	1:42.046	1	41.462	1:33.122
22	1 Lap	1:43.929	68	1 Lap	1:38.057	11	29.368	1:31.132	27	1 Lap	1:56.778	55	43.922	1:35.338
55	27.943	2:28.129	55	32.233	1:32.609	1	38.194	1:32.710	1	37.917	1:32.599	166	2 Laps	1:52.724
1	29.940	1:32.743	1	33.729	1:32.108	55	38.737	1:34.749	55	38.161	1:32.300	27	1 Lap	1:44.327
19	50.878	1:33.985	22	1 Lap	1:44.512	68	1 Lap	1:38.673	68	1 Lap	1:37.183	68	1 Lap	1:37.098
12	53.246	1:34.800	19	54.981	1:32.422	22	1 Lap	1:43.922	19	57.676	1:32.224	19	59.942	1:31.843
17	53.583	1:34.693	12	58.690	1:33.763	19	58.328	1:31.592	12	1:05.903	1:35.388	12	1:10.748	1:34.422
5	1 Lap	1:35.510	17	59.160	1:33.896	12	1:03.391	1:32.946	17	1:06.725	1:34.796	17	1:11.057	1:33.909
93	59.736	1:36.579	5	1 Lap	1:33.958	17	1:04.805	1:33.890	22	1 Lap	1:43.155	5	1 Lap	1:34.360
161	1:00.868	1:36.710	161	1:08.809	1:36.260	5	1 Lap	1:33.444	5	1 Lap	1:33.394	22	1 Lap	1:43.200
59	1:02.349	1:38.383	59	1:12.352	1:38.322	161	1:17.370	1:36.806	161	1:21.468	1:36.974	161	1:29.892	1:38.001
166	1 Lap	1:55.969	93	1:14.107	1:42.690	93	1:22.037	1:36.175	93	1:25.711	1:36.550	93	1:32.003	1:35.869
15	1 Lap	2:51.780 P				59	1:23.957	1:39.850	59	1:29.351	1:38.270	59	1:37.929	1:38.155

Radical Bikesports Championship

RACE 9 - PIT STOP ANALYSIS

P1 89 Shane STONEY				
STOP	IN TIME	STOP TIME	TOTAL TIME	OUT TIME
1 -	17:34:27.765	55.351	55.351	17:35:23.116

P2 11 Philip BROWN				
STOP	IN TIME	STOP TIME	TOTAL TIME	OUT TIME
1 -	17:37:42.998	51.452	51.452	17:38:34.450

P3 1 Leon MORRELL				
STOP	IN TIME	STOP TIME	TOTAL TIME	OUT TIME
1 -	17:29:57.738	1:00.987	1:00.987	17:30:58.725

P4 55 Daniel HEADLAM				
STOP	IN TIME	STOP TIME	TOTAL TIME	OUT TIME
1 -	17:39:15.926	57.495	57.495	17:40:13.421

P5 19 James KEEVILL				
STOP	IN TIME	STOP TIME	TOTAL TIME	OUT TIME
1 -	17:34:49.113	1:02.655	1:02.655	17:35:51.768

P6 12 Andrew FIDO				
STOP	IN TIME	STOP TIME	TOTAL TIME	OUT TIME
1 -	17:31:40.316	53.868	53.868	17:32:34.184

P7 17 Miles DREW				
STOP	IN TIME	STOP TIME	TOTAL TIME	OUT TIME
1 -	17:30:01.446	57.923	57.923	17:30:59.369

P8 161 Paul SEWARD				
STOP	IN TIME	STOP TIME	TOTAL TIME	OUT TIME
1 -	17:36:30.397	58.410	58.410	17:37:28.807

P9 93 Steven LARKHAM				
STOP	IN TIME	STOP TIME	TOTAL TIME	OUT TIME
1 -	17:31:41.650	56.622	56.622	17:32:38.272

P10 59 Tom COCKERILL				
STOP	IN TIME	STOP TIME	TOTAL TIME	OUT TIME
1 -	17:33:13.113	54.858	54.858	17:34:07.971

P11 2 Ross BOARD				
STOP	IN TIME	STOP TIME	TOTAL TIME	OUT TIME
1 -	17:29:59.283	1:24.031	1:24.031	17:31:23.314

P12 24 Ian CHARLES				
STOP	IN TIME	STOP TIME	TOTAL TIME	OUT TIME
1 -	17:30:07.249	1:01.272	1:01.272	17:31:08.521

P13 27 Calvin OCONNOR				
STOP	IN TIME	STOP TIME	TOTAL TIME	OUT TIME
1 -	17:31:48.673	52.928	52.928	17:32:41.601

P14 68 Alicia BARRETT				
STOP	IN TIME	STOP TIME	TOTAL TIME	OUT TIME
1 -	17:30:03.287	1:40.118	1:40.118	17:31:43.405

P15 5 Doug CARTER				
STOP	IN TIME	STOP TIME	TOTAL TIME	OUT TIME
1 -	17:27:36.012	3:03.388	3:03.388	17:30:39.400

P16 22 Andy BOYCE				
STOP	IN TIME	STOP TIME	TOTAL TIME	OUT TIME
1 -	17:33:32.540	1:06.647	1:06.647	17:34:39.187

P17 166 Vikram SUDERA				
STOP	IN TIME	STOP TIME	TOTAL TIME	OUT TIME
1 -	17:32:03.978	1:00.673	1:00.673	17:33:04.651

P18 15 Dean HUDSON				
STOP	IN TIME	STOP TIME	TOTAL TIME	OUT TIME
1 -	17:36:38.851	1:05.456	1:05.456	17:37:44.307
2 -	17:39:35.894	55.366	2:00.822	17:40:31.260
3 -	17:42:27.674			

P19 77 Charles HALL				
STOP	IN TIME	STOP TIME	TOTAL TIME	OUT TIME
1 -	17:34:46.169	1:09.174	1:09.174	17:35:55.343
2 -	17:37:53.499			

P20 84 Matthew PRICE				
STOP	IN TIME	STOP TIME	TOTAL TIME	OUT TIME
1 -	17:27:57.620	2:40.008	2:40.008	17:30:37.628
2 -	17:32:36.570			

Radical Bikesports Championship

RACE 9 - POSITION CHART

No	Name	Lap															
		Pos	1	2	3	4	5	6	7	8	9	10	11	12	13	14	15
89	STONEY	1	77	77	77	77	89	89	89	55	55	55	89	89	89	89	89
19	KEEVILL	2	89	89	89	89	77	77	55	11	11	89	11	11	11	11	11
1	MORRELL	3	55	55	55	55	55	55	11	161	89	11	55	55	1	1	1
77	HALL	4	1	1	1	11	11	11	77	15	1	1	1	1	55	55	55
11	BROWN	5	11	11	11	1	59	19	19	89	12	19	19	19	19	19	19
55	HEADLAM	6	2	2	2	161	161	161	161	1	59	12	12	12	12	12	12
2	BOARD	7	161	161	161	59	19	59	15	59	17	17	17	17	17	17	17
161	SEWARD	8	59	59	59	12	12	15	1	12	19	93	93	161	161	161	161
12	FIDO	9	12	12	12	2	15	22	59	17	161	59	161	59	93	93	93
17	DREW	10	17	17	17	15	93	1	12	19	93	161	59	93	59	59	59
59	COCKERILL	11	68	68	68	93	22	12	17	93	27	27	27	27	2	2	2
68	BARRETT	12	5	5	5	19	27	17	93	27	15	2	2	2	24	24	24
5	CARTER	13	15	84	15	17	166	93	27	77	2	24	24	24	27	27	27
94	WOOLFITT	14	84	15	93	68	1	27	24	24	24	68	68	68	68	68	68
15	HUDSON	15	93	93	19	27	17	24	2	2	68	22	22	22	22	22	5
27	OCONNOR	16	24	19	24	22	24	2	22	22	22	22	5	5	5	5	22
84	PRICE	17	19	24	27	166	2	166	68	68	166	166	166	166	166	166	166
22	BOYCE	18	22	27	22	24	68	68	166	166	5	15					
24	CHARLES	19	27	22	84	5	5	5	5	5							
166	SUDERA	20	30	166	166	84											
93	LARKHAM	21	166	30													
30	GRASON	22															

Radical Bikesports Championship

RACE 9 - STATISTICS

Competitors Started	21
Planned Start	2024-10-12 @ 17:15:00.000
Actual Start	2024-10-12 @ 17:22:16.499
Finish Time	2024-10-12 @ 17:47:15.101
Track Length	2.4873mi.
Total Laps	271
Total Distance Covered	674.0715mi.

Session Fastest Lap History

NO	CL	NAME	LAP TIME	TIME OF DAY	LAP	VEHICLE
77	A	Charles HALL	1:38.355	17:23:54.864	1	ADR Bikesports
77	A	Charles HALL	1:32.759	17:25:27.624	2	ADR Bikesports
89	A	Shane STONEY	1:30.893	17:31:25.349	5	Radical PR6
89	A	Shane STONEY	1:30.211	17:32:55.561	6	Radical PR6
89	A	Shane STONEY	1:28.832	17:38:19.172	9	Radical PR6
89	A	Shane STONEY	1:28.653	17:39:47.825	10	Radical PR6
89	A	Shane STONEY	1:28.297	17:41:16.122	11	Radical PR6
89	A	Shane STONEY	1:28.245	17:44:12.686	13	Radical PR6

Session Leader History

NO	CL	NAME	FROM LAP	LAPS LED	DISTANCE	VEHICLE
77	A	Charles HALL	1	4	9.91 miles	ADR Bikesports
89	A	Shane STONEY	5	3	7.46 miles	Radical PR6
55	B	Daniel HEADLAM	8	3	7.46 miles	Radical SR3 RSX
89	A	Shane STONEY	11	5	12.43 miles	Radical PR6

Flag History

TYPE	TIME OF DAY
GREEN	17:22:16.499
SAFETY	17:25:41.293
GREEN	17:29:52.944
FINISH	17:47:15.101

Flag Statistics

TYPE	COUNT	TOTAL LAPS	TOTAL TIME
Green	2	14	22:31.623
Red	0	0	0.000
Safety Car	1	1	4:11.651
FCY	0	0	0.000

Radical Bikesports Championship

RACE 9 - STATISTICS

CLASS :

3 Starters

Fastest Lap History

NO	NAME	LAP TIME	TIME OF DAY	LAP	VEHICLE
84	Matthew PRICE	1:51.665	17:24:08.174	1	Radical SR3
84	Matthew PRICE	1:41.941	17:25:50.114	2	Radical SR3

Leader History

NO	NAME	FROM LAP	LAPS LED	DISTANCE	VEHICLE
84	Matthew PRICE	1	2	4.93 miles	Radical SR3
22	Andy BOYCE	3	12	29.84 miles	Radical SR1

Radical Bikesports Championship

RACE 9 - STATISTICS

CLASS : A

8 Starters

Fastest Lap History

NO	NAME	LAP TIME	TIME OF DAY	LAP	VEHICLE
77	Charles HALL	1:38.355	17:23:54.864	1	ADR Bikesports
77	Charles HALL	1:32.759	17:25:27.624	2	ADR Bikesports
89	Shane STONEY	1:30.893	17:31:25.349	5	Radical PR6
89	Shane STONEY	1:30.211	17:32:55.561	6	Radical PR6
89	Shane STONEY	1:28.832	17:38:19.172	9	Radical PR6
89	Shane STONEY	1:28.653	17:39:47.825	10	Radical PR6
89	Shane STONEY	1:28.297	17:41:16.122	11	Radical PR6
89	Shane STONEY	1:28.245	17:44:12.686	13	Radical PR6

Leader History

NO	NAME	FROM LAP	LAPS LED	DISTANCE	VEHICLE
77	Charles HALL	1	4	9.91 miles	ADR Bikesports
89	Shane STONEY	5	11	27.36 miles	Radical PR6

Radical Bikesports Championship

RACE 9 - STATISTICS

CLASS : B

10 Starters

Fastest Lap History

NO	NAME	LAP TIME	TIME OF DAY	LAP	VEHICLE
55	Daniel HEADLAM	1:41.622	17:23:58.142	1	Radical SR3 RSX
55	Daniel HEADLAM	1:34.945	17:25:33.088	2	Radical SR3 RSX
1	Leon MORRELL	1:34.580	17:25:34.337	2	Radical SR3 RSX
55	Daniel HEADLAM	1:34.092	17:31:29.214	5	Radical SR3 RSX
11	Philip BROWN	1:34.025	17:31:30.217	5	Radical SR3 RSX
55	Daniel HEADLAM	1:33.203	17:33:02.418	6	Radical SR3 RSX
11	Philip BROWN	1:33.047	17:34:36.625	7	Radical SR3 RSX
1	Leon MORRELL	1:32.513	17:35:36.546	7	Radical SR3 RSX
55	Daniel HEADLAM	1:31.688	17:36:07.462	8	Radical SR3 RSX
11	Philip BROWN	1:31.132	17:44:42.065	13	Radical SR3 RSX

Leader History

NO	NAME	FROM LAP	LAPS LED	DISTANCE	VEHICLE
55	Daniel HEADLAM	1	10	24.83 miles	Radical SR3 RSX
11	Philip BROWN	11	5	12.43 miles	Radical SR3 RSX