



Provisional Results - Qualifying 7

Pl	No	Cl	Name	Car	Laps	Time on Lap	Behind	MPH
1	4	B	Simon WALKER-HANSELL	Radical SR3	15	45.80	11	94.95
2	87	B	Jack LEESE	Radical SR3 RS	17	45.81	7	94.93
3	1	B	Leon MORRELL	Radical SR3	19	45.83	11	94.89
4	88	A	Richard WISE	Mittell MC 41R	17	46.41	10	93.70
5	8	B	Joe LOCK	Radical SR3	19	46.41	12	93.70
6	73	A	Alastair SMART	Radical PR6	15	46.51	10	93.50
7	16	B	Ashley HICKLIN	Radical SR3	16	46.52	15	93.48
8	12	A	Andrew FIDO	Radical SR3	17	46.78	15	92.96
9	117	B	Miles DREW	Radical SR3 RSX	18	46.98	17	92.57
10	7	A	Julian GRIFFITHS	Radical PR6	17	47.06	6	92.41
11	5	A	Doug CARTER	Radical PR6	17	47.17	8	92.19
12	77	A	Charles HALL	ADR	16	47.54	16	91.48
13	27	A	Scott MITTELL	Mittell MC41RR	5	48.50	2	89.67
14	23	A	Dominic LANGDON-DOWN	Radical SR3 RS	16	54.00	13	80.53

Not-Seen

60 B Andrew GOORD Radical SR3 RSXX

Weather / Track:

Start Time : 11:26

Brands Hatch Indy

02 Jul 22 11:59

Clerk of Course :	Time Issued :	Chief Timekeeper : Terry Stevens
-------------------	---------------	----------------------------------

THESE RESULTS REMAIN PROVISIONAL FOR A MINIMUM OF 30 MINUTES FROM THE TIME OF ISSUE AND UNTIL ALL JUDICIAL AND TECHNICAL MATTERS HAVE BEEN SETTLED.



RLM Racing Bikesports Championship

LAP TIMES - Qualifying 7

1	Leon MORRELL									
Lap	1	2	3	4	5	6	7	8	9	10
1	1:05.83	47.84	47.46	46.38	46.51	47.93	46.20	46.08	46.14	47.59
11	45.83	49.46	46.20	46.23	46.36	46.12	46.37	46.75	48.74	
4	Simon WALKER-HANSELL									
Lap	1	2	3	4	5	6	7	8	9	10
1	1:03.31	50.38	46.50	46.15	46.03	52.76	45.91	2:24.02	52.38	45.82
11	45.80	50.58	46.00	55.51	45.83					
5	Doug CARTER									
Lap	1	2	3	4	5	6	7	8	9	10
1	1:07.04	51.15	48.84	50.29	47.39	47.57	49.61	47.17	48.12	1:35.90
11	51.39	47.18	47.33	47.44	47.58	48.54	50.05			
7	Julian GRIFFITHS									
Lap	1	2	3	4	5	6	7	8	9	10
1	1:04.00	53.09	47.98	47.23	50.26	47.06	48.02	49.48	47.17	48.09
11	47.74	48.26	47.37	1:00.14	47.52	47.45	47.62			
8	Joe LOCK									
Lap	1	2	3	4	5	6	7	8	9	10
1	54.06	54.06	48.62	47.79	47.74	47.47	47.80	47.37	46.87	47.44
11	48.35	46.41	46.46	47.04	46.94	47.09	46.65	46.70	46.60	
12	Andrew FIDO									
Lap	1	2	3	4	5	6	7	8	9	10
1	1:06.45	51.94	49.37	48.66	48.18	48.23	47.96	47.47	47.83	47.44
11	1:52.89	50.87	47.21	47.07	46.78	48.21	49.14			
16	Ashley HICKLIN									
Lap	1	2	3	4	5	6	7	8	9	10
1	1:02.22	51.05	49.05	48.75	48.46	47.83	48.73	48.17	47.74	47.56
11	2:31.49	51.04	47.53	47.45	46.52	51.58				
23	Dominic LANGDON-DOWN									
Lap	1	2	3	4	5	6	7	8	9	10
1	1:07.15	56.32	54.52	54.22	56.11	56.79	55.67	55.82	54.18	54.71
11	54.17	55.76	54.00	55.82	55.31	55.37				
27	Scott MITTELL									
Lap	1	2	3	4	5	6	7	8	9	10
1	1:06.95	48.50	50.47	52.09	1:57.74					
73	Alastair SMART									
Lap	1	2	3	4	5	6	7	8	9	10
1	1:07.47	49.61	47.53	3:47.88	1:01.16	47.79	46.64	47.39	46.93	46.51
11	47.37	47.99	46.67	46.56	46.61					

77 Charles HALL

Lap	1	2	3	4	5	6	7	8	9	10
1	1:04.93	51.33	49.10	48.57	48.25	48.29	49.22	48.04	48.30	49.18
11	47.87	54.20	52.35	52.55	47.75	47.54				

87 Jack LEESE

Lap	1	2	3	4	5	6	7	8	9	10
1	1:04.18	48.03	47.14	46.60	46.44	46.09	45.81	46.10	45.98	50.65
11	47.91	46.98	49.12	46.68	46.23	45.95	46.51			

88 Richard WISE


Lap	1	2	3	4	5	6	7	8	9	10
1	1:05.75	50.40	47.81	47.21	50.07	46.46	47.52	53.36	46.67	46.41
11	46.88	58.88	51.85	46.88	46.42	1:01.54	50.81			

117 Miles DREW

Lap	1	2	3	4	5	6	7	8	9	10
1	1:04.71	51.56	48.71	48.42	48.64	47.46	47.58	50.08	47.53	47.62
11	47.31	47.89	47.11	48.07	48.60	48.37	46.98	48.37		

RLM Racing Bikesports Championship

Race 7

ROW 8		
ROW 7	27 00:48.500 Scott MITTELL	23 00:54.000 Dominic LANGDON-DOW
ROW 6	5 00:47.170 Doug CARTER	77 00:47.540 Charles HALL
ROW 5	117 00:46.980 Miles DREW	7 00:47.060 Julian GRIFFITHS
ROW 4	16 00:46.520 Ashley HICKLIN	12 00:46.780 Andrew FIDO
ROW 3	8 00:46.410 Joe LOCK	73 00:46.510 Alastair SMART
ROW 2	1 00:45.830 Leon MORRELL	88 00:46.410 Richard WISE
ROW 1	4 00:45.800 Simon WALKER-HANSEL	87 00:45.810 Jack LEESE
POLE		
		



Provisional Results - Race 7

Pl	No	Cl	Name	Car	Laps	Time	Behind	MPH	Best Lap on	MPH
1	1	B	Leon MORRELL	Radical SR3	23	18:05.65		92.13	46.56	7 93.40
2	4	B	Simon WALKER-HANSELL	Radical SR3	23	18:06.23	0.58	92.08	46.62	20 93.28
3	12	A	Andrew FIDO	Radical SR3	23	18:10.79	5.14	91.70	46.63	20 93.26
4	73	A	Alastair SMART	Radical PR6	23	18:17.96	12.31	91.10	46.65	15 93.22
5	87	B	Jack LEESE	Radical SR3 RS	23	18:18.65	13.00	91.04	46.49	11 93.54
6	16	B	Ashley HICKLIN	Radical SR3	23	18:22.12	16.47	90.75	46.78	12 92.96
7	8	B	Joe LOCK	Radical SR3	23	18:24.47	18.82	90.56	47.02	13 92.49
8	7	A	Julian GRIFFITHS	Radical PR6	23	18:25.85	20.20	90.45	47.22	12 92.10
9	5	A	Doug CARTER	Radical PR6	23	18:25.96	20.31	90.44	46.77	18 92.98
10	117	B	Miles DREW	Radical SR3 RSX	23	18:40.27	34.62	89.28	47.41	12 91.73
11	23	A	Dominic LANGDON-DOWN	Radical SR3 RS	21	18:47.91	2 Laps	80.97	52.17	12 83.36
Not-Classified										
	88	A	Richard WISE	Mittell MC 41R	22	17:25.65	DNF	91.50	46.77	8 92.98
	27	A	Scott MITTELL	Mittell MC41RR	9	7:35.91	DNF	85.85	46.11	7 94.31
	77	A	Charles HALL	ADR	7	5:43.33	DNF	88.67	47.53	7 91.50
Fastest Lap										
	27	A	Scott MITTELL	Mittell MC41RR					46.11	7 94.31
	87	B	Jack LEESE	Radical SR3 RS					46.49	11 93.54 Rec

Weather / Track:

Start Time : 16:41

Brands Hatch Indy

02 Jul 22 17:10

Clerk of Course :	Time Issued :	Chief Timekeeper : Terry Stevens
-------------------	---------------	----------------------------------

THESE RESULTS REMAIN PROVISIONAL FOR A MINIMUM OF 30 MINUTES FROM THE TIME OF ISSUE AND UNTIL ALL JUDICIAL AND TECHNICAL MATTERS HAVE BEEN SETTLED.



Lap Chart

RLM Racing Bikesports Championship - Race 7

Lap 1		Lap 2		Lap 3		Lap 4		Lap 5		Lap 6		Lap 7		Lap 8		Lap 9		Lap 10	
No	Time	No	Time	No	Time	No	Time	No	Time	No	Time	No	Time	No	Time	No	Time	No	Time
4	51.07	4	1:38.80	4	2:26.02	4	3:13.05	4	3:59.84	4	4:46.80	4	5:33.57	4	6:20.37	4	7:07.63	4	7:54.58
1	51.75	1	1:39.16	1	2:26.56	1	3:13.64	1	4:00.90	1	4:47.69	1	5:34.25	1	6:20.93	1	7:08.25	1	7:54.92
88	52.41	88	1:39.50	88	2:27.04	88	3:13.96	88	4:01.08	88	4:48.39	88	5:35.36	88	6:22.13	88	7:09.95	88	7:56.95
12	53.24	12	1:40.29	12	2:27.66	12	3:14.69	12	4:01.56	12	4:49.12	12	5:36.75	12	6:23.69	12	7:11.46	12	7:58.67
73	54.04	73	1:42.36	73	2:29.47	73	3:16.43	73	4:03.88	73	4:51.51	73	5:38.83	73	6:25.50	23	7:12.50 *1	73	8:00.24
8	54.71	8	1:43.03	8	2:30.78	8	3:18.70	8	4:06.50	27	4:53.22	27	5:39.33	27	6:25.76	73	7:12.84	87	8:02.74
16	55.00	16	1:43.54	16	2:31.78	16	3:19.91	27	4:06.69	87	4:55.10	87	5:41.83	87	6:28.58	87	7:15.58	8	8:06.42
77	55.44	87	1:44.15	87	2:32.04	27	3:20.09	87	4:08.12	8	4:55.22	8	5:43.15	8	6:31.48	8	7:19.24	23	8:06.44 *1
7	55.77	27	1:44.53	27	2:32.13	87	3:20.40	16	4:08.20	16	4:56.34	77	5:43.33	16	6:31.82	16	7:19.52	16	8:06.93
87	56.30	7	1:44.56	77	2:33.02 *1	77	3:20.86 *1	77	4:08.51 *1	7	4:56.39	16	5:43.74	7	6:31.90	7	7:19.99	7	8:07.38
27	56.86	117	1:45.97	7	2:33.63	7	3:21.40	7	4:09.07	117	4:57.83	7	5:44.28	117	6:32.92	117	7:21.41	117	8:09.19
117	56.96	5	1:46.56	117	2:34.44	117	3:22.55	117	4:10.32	5	4:58.63	117	5:45.36	5	6:33.40	5	7:21.50	5	8:09.47
5	57.64	23	1:53.44	5	2:34.69	5	3:22.99	5	4:10.88	23	5:25.43	5	5:45.98			27	7:35.91		
23	1:00.82			23	2:45.67	23	3:38.98	23	4:32.50			23	6:17.88						

Lap Chart

RLM Racing Bikesports Championship - Race 7

Lap 11		Lap 12		Lap 13		Lap 14		Lap 15		Lap 16		Lap 17		Lap 18		Lap 19		Lap 20	
No	Time	No	Time	No	Time	No	Time	No	Time	No	Time	No	Time	No	Time	No	Time	No	Time
4	8:41.52	4	9:28.29	4	10:15.16	4	11:02.31	4	11:49.48	4	12:36.52	1	13:24.27	1	14:11.46	1	14:58.04	1	15:44.67
1	8:41.99	1	9:28.73	1	10:15.65	1	11:02.71	1	11:49.90	1	12:37.07	4	13:24.36	4	14:11.87	4	14:58.88	4	15:45.50
88	8:43.90	88	9:30.89	88	10:17.96	88	11:05.03	88	11:52.14	88	12:39.29	23	13:25.65 *2	88	14:14.02	88	15:00.97	88	15:47.88
12	8:45.76	12	9:33.16	12	10:20.11	12	11:06.98	12	11:53.99	12	12:40.85	88	13:26.09	12	14:15.24	12	15:02.38	12	15:49.01
73	8:47.51	73	9:34.35	73	10:21.49	73	11:08.29	73	11:54.94	73	12:42.06	12	13:28.05	73	14:18.14	73	15:06.44	73	15:54.11
87	8:49.23	87	9:35.80	87	10:22.45	87	11:09.24	87	11:55.99	87	12:43.04	73	13:29.10	87	14:18.20	87	15:07.03	87	15:54.99
8	8:53.62	8	9:40.70	8	10:27.72	16	11:15.35	16	12:02.80	16	12:50.17	87	13:29.93	23	14:20.78 *2	16	15:12.41	16	16:00.05
16	8:54.26	16	9:41.04	16	10:27.90	8	11:16.09	8	12:03.65	8	12:51.56	16	13:37.56	16	14:24.86	23	15:13.54 *2	8	16:01.56
7	8:54.76	7	9:41.98	7	10:29.24	7	11:16.61	7	12:04.70	7	12:52.34	8	13:38.88	8	14:26.49	8	15:13.85	7	16:03.18
117	8:57.12	117	9:44.53	5	10:33.16	5	11:20.77	5	12:07.93	5	12:55.08	7	13:40.15	7	14:27.86	7	15:15.44	5	16:03.64
5	8:57.27	5	9:44.71	117	10:33.40	117	11:22.21	117	12:10.37	117	12:59.04	5	13:42.17	5	14:28.94	5	15:15.94	23	16:07.93 *2
23	9:01.42 *1	23	9:54.04 *1	23	10:46.21 *1	23	11:38.76 *1	23	12:32.11 *1			117	13:47.95	117	14:36.57	117	15:25.13	117	16:13.62

Lap Chart

RLM Racing Bikesports Championship - Race 7

Lap 21		Lap 22		Lap 23		Lap 24		Lap 25		Lap 26		Lap 27		Lap 28		Lap 29		Lap 30	
No	Time	No	Time	No	Time	No	Time	No	Time	No	Time	No	Time	No	Time	No	Time	No	Time
1	16:31.89	1	17:18.69	1	18:05.65														
4	16:32.35	4	17:19.24	4	18:06.23														
88	16:34.94	12	17:23.02	12	18:10.79														
12	16:36.21	88	17:25.65	73	18:17.96														
73	16:41.94	73	17:29.89	87	18:18.65														
87	16:42.94	87	17:30.81	16	18:22.12														
16	16:47.46	16	17:34.59	8	18:24.47														
8	16:49.08	8	17:36.39	7	18:25.85														
5	16:50.70	7	17:38.01	5	18:25.96														
5	16:51.18	5	17:38.28	117	18:40.27														
23	17:01.37 *2	117	17:51.28	23	18:47.91 *2														
117	17:02.15	23	17:54.00 *2																

RLM Racing Bikesports Championship

LAP TIMES - Race 7

1 Leon MORRELL

Lap	1	2	3	4	5	6	7	8	9	10
1	49.24	47.41	47.40	47.08	47.26	46.79	46.56	46.68	47.32	46.67
11	47.07	46.74	46.92	47.06	47.19	47.17	47.20	47.19	46.58	46.63
21	47.22	46.80	46.96							

4 Simon WALKER-HANSELL

Lap	1	2	3	4	5	6	7	8	9	10
1	48.81	47.73	47.22	47.03	46.79	46.96	46.77	46.80	47.26	46.95
11	46.94	46.77	46.87	47.15	47.17	47.04	47.84	47.51	47.01	46.62
21	46.85	46.89	46.99							

5 Doug CARTER

Lap	1	2	3	4	5	6	7	8	9	10
1	54.02	48.92	48.13	48.30	47.89	47.75	47.35	47.42	48.10	47.97
11	47.80	47.44	48.45	47.61	47.16	47.15	47.09	46.77	47.00	47.70
21	47.54	47.10	47.68							

7 Julian GRIFFITHS

Lap	1	2	3	4	5	6	7	8	9	10
1	52.60	48.79	49.07	47.77	47.67	47.32	47.89	47.62	48.09	47.39
11	47.38	47.22	47.26	47.37	48.09	47.64	47.81	47.71	47.58	47.74
21	47.52	47.31	47.84							

8 Joe LOCK

Lap	1	2	3	4	5	6	7	8	9	10
1	51.87	48.32	47.75	47.92	47.80	48.72	47.93	48.33	47.76	47.18
11	47.20	47.08	47.02	48.37	47.56	47.91	47.32	47.61	47.36	47.71
21	47.52	47.31	48.08							

12 Andrew FIDO

Lap	1	2	3	4	5	6	7	8	9	10
1	50.20	47.05	47.37	47.03	46.87	47.56	47.63	46.94	47.77	47.21
11	47.09	47.40	46.95	46.87	47.01	46.86	47.20	47.19	47.14	46.63
21	47.20	46.81	47.77							

16 Ashley HICKLIN

Lap	1	2	3	4	5	6	7	8	9	10
1	51.97	48.54	48.24	48.13	48.29	48.14	47.40	48.08	47.70	47.41
11	47.33	46.78	46.86	47.45	47.45	47.37	47.39	47.30	47.55	47.64
21	47.41	47.13	47.53							

23 Dominic LANGDON-DOWN

Lap	1	2	3	4	5	6	7	8	9	10
1	56.59	52.62	52.23	53.31	53.52	52.93	52.45	54.62	53.94	54.98
11	52.62	52.17	52.55	53.35	53.54	55.13	52.76	54.39	53.44	52.63
21	53.91									

27	Scott MITTELL									
Lap	1	2	3	4	5	6	7	8	9	10
1	53.14	47.67	47.60	47.96	46.60	46.53	46.11	46.43	1:10.15	
73	Alastair SMART									
Lap	1	2	3	4	5	6	7	8	9	10
1	51.19	48.32	47.11	46.96	47.45	47.63	47.32	46.67	47.34	47.40
11	47.27	46.84	47.14	46.80	46.65	47.12	47.04	49.04	48.30	47.67
21	47.83	47.95	48.07							
77	Charles HALL									
Lap	1	2	3	4	5	6	7	8	9	10
1	52.04	1:37.58	47.84	47.65			47.53			
87	Jack LEESE									
Lap	1	2	3	4	5	6	7	8	9	10
1	54.00	47.85	47.89	48.36	47.72	46.98	46.73	46.75	47.00	47.16
11	46.49	46.57	46.65	46.79	46.75	47.05	46.89	48.27	48.83	47.96
21	47.95	47.87	47.84							
88	Richard WISE									
Lap	1	2	3	4	5	6	7	8	9	10
1	49.84	47.09	47.54	46.92	47.12	47.31	46.97	46.77	47.82	47.00
11	46.95	46.99	47.07	47.07	47.11	47.15	46.80	47.93	46.95	46.91
21	47.06	50.71								
117	Miles DREW									
Lap	1	2	3	4	5	6	7	8	9	10
1	53.57	49.01	48.47	48.11	47.77	47.51	47.53	47.56	48.49	47.78
11	47.93	47.41	48.87	48.81	48.16	48.67	48.91	48.62	48.56	48.49
21	48.53	49.13	48.99							



Provisional Results - Qualifying 7

Second Best Times

Pl	No	Cl	Name	Car	Laps	2nd Best on Lap
1	4	B	Simon WALKER-HANSELL	Radical SR3	15	45.82 10
2	87	B	Jack LEESE	Radical SR3 RS	17	45.95 16
3	1	B	Leon MORRELL	Radical SR3	19	46.08 8
4	88	A	Richard WISE	Mittell MC 41R	17	46.42 15
5	8	B	Joe LOCK	Radical SR3	19	46.46 13
6	73	A	Alastair SMART	Radical PR6	15	46.56 14
7	12	A	Andrew FIDO	Radical SR3	17	47.07 14
8	117	B	Miles DREW	Radical SR3 RSX	18	47.11 13
9	7	A	Julian GRIFFITHS	Radical PR6	17	47.17 9
10	5	A	Doug CARTER	Radical PR6	17	47.18 12
11	16	B	Ashley HICKLIN	Radical SR3	16	47.45 14
12	77	A	Charles HALL	ADR	16	47.75 15
13	27	A	Scott MITTELL	Mittell MC41RR	5	50.47 3
14	23	A	Dominic LANGDON-DOWN	Radical SR3 RS	16	54.17 11

Not-Seen

60 B Andrew GOORD Radical SR3 RSXX

Weather / Track:

Start Time : 11:26

Brands Hatch Indy

02 Jul 22 12:02


Clerk of Course :	Time Issued :	Chief Timekeeper : Terry Stevens
-------------------	---------------	----------------------------------

THESE RESULTS REMAIN PROVISIONAL FOR A MINIMUM OF 30 MINUTES FROM THE TIME OF ISSUE AND UNTIL ALL JUDICIAL AND TECHNICAL MATTERS HAVE BEEN SETTLED.



RLM Racing Bikesports Championship

Race 14

ROW 8		
ROW 7	27 00:50.470 Scott MITTELL	23 00:54.170 Dominic LANGDON-DOW
ROW 6	16 00:47.450 Ashley HICKLIN	77 00:47.750 Charles HALL
ROW 5	7 00:47.170 Julian GRIFFITHS	5 00:47.180 Doug CARTER
ROW 4	12 00:47.070 Andrew FIDO	117 00:47.110 Miles DREW
ROW 3	8 00:46.460 Joe LOCK	73 00:46.560 Alastair SMART
ROW 2	1 00:46.080 Leon MORRELL	88 00:46.420 Richard WISE
ROW 1	4 00:45.820 Simon WALKER-HANSEL	87 00:45.950 Jack LEESE
POLE		
		



Amended Results - Race 14

Pl	No	Cl	Name	Car	Laps	Time	Behind	MPH	Best Lap on	MPH
1	4	B	Simon WALKER-HANSELL	Radical SR3	26	20:13.84		93.15	46.25	14 94.03
2	87	B	Jack LEESE	Radical SR3 RS	26	20:15.94	2.10	92.99	46.25	15 94.03
3	1	B	Leon MORRELL	Radical SR3	26	20:21.39	7.55	92.57	46.10	7 94.33
4	12	A	Andrew FIDO	Radical SR3	26	20:30.88	17.04	91.86	46.57	9 93.38
5	8	B	Joe LOCK	Radical SR3	26	20:39.68	25.84	91.21	46.81	8 92.90
6	73	A	Alastair SMART	Radical PR6	26	20:47.39	33.55	90.64	46.77	9 92.98
7	16	B	Ashley HICKLIN	Radical SR3	26	21:10.46	56.62	89.00	46.36	26 93.81
8	7	A	Julian GRIFFITHS	Radical PR6	25	20:15.28	1 Lap	89.46	47.27	6 92.00
9	117	B	Miles DREW	Radical SR3 RSX	25	20:18.65	1 Lap	89.21	47.38	20 91.79
10	23	A	Dominic LANGDON-DOWN	Radical SR3 RS	23	20:21.50	3 Laps	81.88	50.89	15 85.45
Not-Classified										
	5	A	Doug CARTER	Radical PR6	24	19:17.75	DNF	90.15	46.76	10 93.00
	27	A	Scott MITTELL	Mittell MC41RR	12	10:38.23	DNF	81.77	45.55	6 95.47
Non-Starters										
	77	A	Charles HALL	ADR						
	88	A	Richard WISE	Mittell MC 41R						
Fastest Lap										
	27	A	Scott MITTELL	Mittell MC41RR					45.55	6 95.47 Rec
	1	B	Leon MORRELL	Radical SR3					46.10	7 94.33 Rec

No 16 +15s track limits. No 1 re-instated following 'right to review'.

Weather / Track:

Start Time : 11:51

Brands Hatch Indy

08 Aug 22 16:29

Clerk of Course :	Time Issued :	Chief Timekeeper : Terry Stevens
-------------------	---------------	----------------------------------

THESE RESULTS REMAIN PROVISIONAL FOR A MINIMUM OF 30 MINUTES FROM THE TIME OF ISSUE AND UNTIL ALL JUDICIAL AND TECHNICAL MATTERS HAVE BEEN SETTLED.



Lap Chart

RLM Racing Bikesports Championship - Race 14

Lap 1		Lap 2		Lap 3		Lap 4		Lap 5		Lap 6		Lap 7		Lap 8		Lap 9		Lap 10	
No	Time	No	Time	No	Time	No	Time	No	Time	No	Time	No	Time	No	Time	No	Time	No	Time
4	50.17	4	1:37.10	4	2:23.78	4	3:10.22	4	3:56.74	4	4:43.05	4	5:29.49	4	6:15.87	4	7:03.00	4	7:49.49
87	52.03	87	1:39.03	87	2:25.75	87	3:12.04	87	3:58.44	87	4:44.74	87	5:31.00	87	6:17.34	87	7:03.91	87	7:50.40
1	52.60	1	1:39.79	1	2:26.76	1	3:13.42	1	3:59.82	1	4:46.19	1	5:32.29	1	6:18.81	1	7:05.77	27	7:51.63
8	53.32	8	1:41.15	8	2:28.83	8	3:16.00	8	4:02.82	27	4:48.45	27	5:34.10	27	6:19.81	27	7:05.83	1	7:52.76
12	53.52	12	1:42.09	12	2:29.36	12	3:16.54	27	4:02.90	8	4:50.13	8	5:37.35	8	6:24.16	23	7:08.63 *1	12	7:58.36
117	54.21	27	1:43.11	27	2:30.01	27	3:16.64	12	4:04.21	12	4:51.11	12	5:37.71	12	6:24.29	12	7:10.86	8	7:59.76
7	54.29	117	1:43.30	117	2:31.47	117	3:19.58	117	4:07.45	7	4:54.83	7	5:42.64	7	6:29.95	8	7:11.99	23	8:02.75 *1
73	54.54	7	1:43.64	7	2:32.05	7	3:19.88	7	4:07.56	117	4:56.05	117	5:43.45	117	6:31.06	7	7:17.55	7	8:05.28
27	54.65	73	1:43.88	16	2:32.83	16	3:20.36	16	4:08.10	16	4:56.28	16	5:43.82	73	6:31.27	73	7:18.04	73	8:05.43
16	55.42	16	1:44.37	73	2:33.01	73	3:20.46	73	4:08.20	73	4:56.37	73	5:43.87	16	6:31.76	5	7:21.69	5	8:08.45
5	55.54	5	1:44.48	5	2:33.46	5	3:21.22	5	4:08.75	5	4:57.11	5	5:44.52	5	6:32.13	117	7:31.32	117	8:20.08
23	59.61	23	1:52.17	23	2:45.16	23	3:38.11	23	4:30.55	23	5:22.44	23	6:14.30			16	7:34.77	16	8:22.29

Lap Chart

RLM Racing Bikesports Championship - Race 14

Lap 11		Lap 12		Lap 13		Lap 14		Lap 15		Lap 16		Lap 17		Lap 18		Lap 19		Lap 20	
No	Time	No	Time	No	Time	No	Time	No	Time	No	Time	No	Time	No	Time	No	Time	No	Time
4	8:36.05	4	9:22.43	4	10:08.85	4	10:55.10	4	11:41.59	4	12:27.99	4	13:14.49	4	14:01.47	4	14:47.90	4	15:34.37
87	8:36.76	87	9:23.26	87	10:09.66	87	10:56.12	87	11:42.37	87	12:28.90	87	13:15.46	87	14:02.18	87	14:48.66	87	15:35.03
1	8:39.43	1	9:26.36	1	10:13.15	1	10:59.67	1	11:46.35	1	12:33.02	1	13:19.71	23	14:05.73 *2	1	14:53.50	1	15:40.32
27	8:40.58	12	9:32.97	12	10:19.54	12	11:06.46	12	11:53.33	12	12:40.08	12	13:27.11	1	14:06.47	23	14:59.09 *2	12	15:47.80
12	8:45.30	8	9:33.61	8	10:20.56	8	11:07.70	8	11:54.84	8	12:41.85	8	13:28.77	12	14:13.90	12	15:00.70	8	15:50.50
8	8:46.66	73	9:40.57	73	10:27.48	73	11:14.37	73	12:01.23	73	12:48.36	73	13:35.64	8	14:15.72	8	15:02.81	23	15:52.82 *2
73	8:53.37	7	9:41.47	7	10:29.29	7	11:17.50	7	12:05.75	7	12:53.34	7	13:41.12	73	14:23.16	73	15:12.07	73	15:59.87
7	8:54.10	5	9:42.71	5	10:29.72	5	11:17.72	5	12:06.14	5	12:53.64	5	13:41.57	7	14:28.87	7	15:16.42	7	16:03.83
23	8:55.29 *1	23	9:47.55 *1	27	10:38.23 *1	23	11:30.37 *1	117	12:20.59	117	13:08.04	16	13:55.51	5	14:29.21	5	15:16.73	5	16:04.16
5	8:55.43	117	9:56.71	23	10:39.09 *1	117	11:32.45	16	12:20.70	16	13:08.18	117	13:56.34	16	14:42.32	16	15:29.23	16	16:16.13
117	9:09.06	16	9:57.05	117	10:44.58	16	11:32.79	23	12:22.72 *1	23	13:13.61 *1			117	14:43.80	117	15:32.92	117	16:20.30
16	9:09.32			16	10:44.79														

Lap Chart

RLM Racing Bikesports Championship - Race 14

Lap 21		Lap 22		Lap 23		Lap 24		Lap 25		Lap 26		Lap 27		Lap 28		Lap 29		Lap 30	
No	Time	No	Time	No	Time	No	Time	No	Time	No	Time	No	Time	No	Time	No	Time	No	Time
4	16:20.94	4	17:07.57	4	17:54.04	4	18:40.59	4	19:27.19	4	20:13.84								
87	16:21.54	87	17:08.60	87	17:55.33	87	18:42.06	23	19:27.36 *3	7	20:15.28 *1								
1	16:27.14	117	17:08.84 *1	117	17:56.32 *1	117	18:43.79 *1	87	19:28.83	87	20:15.94								
12	16:34.42	1	17:14.08	1	18:00.84	1	18:47.76	117	19:31.18 *1	117	20:18.65 *1								
8	16:39.10	12	17:21.41	12	18:08.70	12	18:55.81	1	19:34.39	1	20:21.39								
23	16:45.52 *2	8	17:27.00	8	18:14.50	8	19:02.78	12	19:43.60	23	20:21.50 *3								
73	16:47.59	73	17:35.00	73	18:22.40	73	19:10.65	8	19:51.27	12	20:30.88								
7	16:52.66	23	17:38.97 *2	7	18:28.81	5	19:17.75	73	19:58.66	8	20:39.68								
5	16:52.86	7	17:40.83	5	18:28.96	16	19:22.64	16	20:09.10	73	20:47.39								
16	17:02.85	5	17:40.98	23	18:33.03 *2	7	19:26.14			16	21:10.46								
		16	17:49.35	16	18:35.93														

RLM Racing Bikesports Championship

LAP TIMES - Race 14

1 Leon MORRELL

Lap	1	2	3	4	5	6	7	8	9	10
1	50.63	47.19	46.97	46.66	46.40	46.37	46.10	46.52	46.96	46.99
11	46.67	46.93	46.79	46.52	46.68	46.67	46.69	46.76	47.03	46.82
21	46.82	46.94	46.76	46.92	46.63	47.00				

4 Simon WALKER-HANSELL

Lap	1	2	3	4	5	6	7	8	9	10
1	48.41	46.93	46.68	46.44	46.52	46.31	46.44	46.38	47.13	46.49
11	46.56	46.38	46.42	46.25	46.49	46.40	46.50	46.98	46.43	46.47
21	46.57	46.63	46.47	46.55	46.60	46.65				

5 Doug CARTER

Lap	1	2	3	4	5	6	7	8	9	10
1	52.80	48.94	48.98	47.76	47.53	48.36	47.41	47.61	49.56	46.76
11	46.98	47.28	47.01	48.00	48.42	47.50	47.93	47.64	47.52	47.43
21	48.70	48.12	47.98	48.79						

7 Julian GRIFFITHS

Lap	1	2	3	4	5	6	7	8	9	10
1	51.64	49.35	48.41	47.83	47.68	47.27	47.81	47.31	47.60	47.73
11	48.82	47.37	47.82	48.21	48.25	47.59	47.78	47.75	47.55	47.41
21	48.83	48.17	47.98	57.33	49.14					

8 Joe LOCK

Lap	1	2	3	4	5	6	7	8	9	10
1	51.17	47.83	47.68	47.17	46.82	47.31	47.22	46.81	47.83	47.77
11	46.90	46.95	46.95	47.14	47.14	47.01	46.92	46.95	47.09	47.69
21	48.60	47.90	47.50	48.28	48.49	48.41				

12 Andrew FIDO

Lap	1	2	3	4	5	6	7	8	9	10
1	51.08	48.57	47.27	47.18	47.67	46.90	46.60	46.58	46.57	47.50
11	46.94	47.67	46.57	46.92	46.87	46.75	47.03	46.79	46.80	47.10
21	46.62	46.99	47.29	47.11	47.79	47.28				

16 Ashley HICKLIN

Lap	1	2	3	4	5	6	7	8	9	10
1	52.46	48.95	48.46	47.53	47.74	48.18	47.54	47.94	1:03.01	47.52
11	47.03	47.73	47.74	48.00	47.91	47.48	47.33	46.81	46.91	46.90
21	46.72	46.50	46.58	46.71	46.46	46.36				

23 Dominic LANGDON-DOWN

Lap	1	2	3	4	5	6	7	8	9	10
1	56.34	52.56	52.99	52.95	52.44	51.89	51.86	54.33	54.12	52.54
11	52.26	51.54	51.28	52.35	50.89	52.12	53.36	53.73	52.70	53.45
21	54.06	54.33	54.14							

27 Scott MITTELL

Lap	1	2	3	4	5	6	7	8	9	10
1	51.60	48.46	46.90	46.63	46.26	45.55	45.65	45.71	46.02	45.80
11	48.95	1:57.65								

73 Alastair SMART

Lap	1	2	3	4	5	6	7	8	9	10
1	52.37	49.34	49.13	47.45	47.74	48.17	47.50	47.40	46.77	47.39
11	47.94	47.20	46.91	46.89	46.86	47.13	47.28	47.52	48.91	47.80
21	47.72	47.41	47.40	48.25	48.01	48.73				

87 Jack LEESE

Lap	1	2	3	4	5	6	7	8	9	10
1	50.26	47.00	46.72	46.29	46.40	46.30	46.26	46.34	46.57	46.49
11	46.36	46.50	46.40	46.46	46.25	46.53	46.56	46.72	46.48	46.37
21	46.51	47.06	46.73	46.73	46.77	47.11				

117 Miles DREW

Lap	1	2	3	4	5	6	7	8	9	10
1	51.64	49.09	48.17	48.11	47.87	48.60	47.40	47.61	1:00.26	48.76
11	48.98	47.65	47.87	47.87	48.14	47.45	48.30	47.46	49.12	47.38
21	48.54	47.48	47.47	47.39	47.47					

RLM Racing Bikesports Championship

Race 21

ROW 8

ROW 7

88 Richard WISE

1 Leon MORRELL

ROW 6

27 Scott MITTELL

77 Charles HALL

ROW 5

23 Dominic LANGDON-DOW

5 Doug CARTER

ROW 4

7 Julian GRIFFITHS

117 Miles DREW

ROW 3

73 Alastair SMART

16 Ashley HICKLIN

ROW 2

12 Andrew FIDO


8 Joe LOCK

ROW 1

4 Simon WALKER-HANSEL

87 Jack LEESE

POLE





Provisional Results - Race 21

PI	No	CI	Name	Car	Laps	Time	Behind	MPH	Best Lap	Part MPH
1	87	B	Jack LEESE	Radical SR3 RS	9	7:06.04		91.87	46.49	2 93.54
2	1	B	Leon MORRELL	Radical SR3	9	7:06.56	0.52	91.76	46.46	2 93.60
3	4	B	Simon WALKER-HANSELL	Radical SR3	9	7:12.21	6.17	90.56	46.80	1 92.92
4	8	B	Joe LOCK	Radical SR3	9	7:15.85	9.81	89.80	47.33	1 91.88
5	12	A	Andrew FIDO	Radical SR3	9	7:16.60	10.56	89.65	46.90	1 92.72
6	117	B	Miles DREW	Radical SR3 RSX	9	7:17.10	11.06	89.54	47.31	1 91.92
7	7	A	Julian GRIFFITHS	Radical PR6	9	7:17.92	11.88	89.38	47.39	2 91.77
8	5	A	Doug CARTER	Radical PR6	9	7:18.35	12.31	89.29	47.17	1 92.19
9	23	A	Dominic LANGDON-DOWN	Radical SR3 RS	8	7:26.72	1 Lap	77.88	53.51	1 81.27
<u>Not-Classified</u>										
	16	B	Ashley HICKLIN	Radical SR3	0		Starter		47.02	1 92.49
	73	A	Alastair SMART	Radical PR6	0		Starter		47.12	1 92.29
<u>Non-Starters</u>										
	27	A	Scott MITTELL	Mittell MC41RR						
	77	A	Charles HALL	ADR						
	88	A	Richard WISE	Mittell MC 41R						
<u>Fastest Lap</u>										
	1	B	Leon MORRELL	Radical SR3					46.46	2 93.60
	12	A	Andrew FIDO	Radical SR3					46.90	1 92.72

2-part race, 16 & 73 did not restart

Weather / Track:

Start Time : 16:27

Brands Hatch Indy

03 Jul 22 16:35

Clerk of Course :	Time Issued :	Chief Timekeeper : Terry Stevens
-------------------	---------------	----------------------------------

THESE RESULTS REMAIN PROVISIONAL FOR A MINIMUM OF 30 MINUTES FROM THE TIME OF ISSUE AND UNTIL ALL JUDICIAL AND TECHNICAL MATTERS HAVE BEEN SETTLED.



Lap Chart

RLM Racing Bikesports Championship - Race 21

Lap 1		Lap 2		Lap 3		Lap 4		Lap 5		Lap 6		Lap 7		Lap 8		Lap 9		Lap 10	
No	Time	No	Time	No	Time	No	Time	No	Time	No	Time	No	Time	No	Time	No	Time	No	Time
4	51.16	4	1:38.48	4	2:25.82	4	3:13.23	4	4:00.82	4	4:47.99	4	5:34.95	4	6:21.76	4	7:09.38	4	7:56.50
87	52.96	87	1:40.49	87	2:27.83	87	3:14.73	87	4:01.39	87	4:48.45	87	5:35.36	87	6:22.44	87	7:09.82	87	7:56.88
8	52.99	8	1:41.39	8	2:29.02	8	3:16.55	8	4:04.13	8	4:51.61	8	5:39.07	23	6:25.14 *1	8	7:14.53	8	8:02.07
73	53.24	73	1:41.56	73	2:29.39	73	3:16.80	73	4:05.00	73	4:52.54	73	5:39.70	8	6:26.61	73	7:14.78	73	8:02.42
12	53.87	12	1:42.23	12	2:30.24	12	3:17.58	12	4:05.52	12	4:53.11	12	5:40.40	73	6:26.82	12	7:15.30	12	8:02.78
16	54.17	16	1:42.71	16	2:30.74	16	3:18.28	16	4:06.10	16	4:53.57	16	5:40.97	12	6:27.30	1	7:16.01	1	8:03.06
1	54.82	1	1:43.25	1	2:31.21	1	3:18.70	1	4:06.71	1	4:54.01	1	5:41.30	16	6:27.99	16	7:16.33	16	8:03.49
117	55.56	117	1:44.19	117	2:32.58	117	3:21.05	117	4:08.95	117	4:56.56	117	5:44.05	1	6:28.49	117	7:19.40	117	8:06.97
5	55.75	5	1:44.32	5	2:32.77	5	3:21.17	5	4:09.23	5	4:57.03	5	5:44.55	117	6:31.43	5	7:19.88	5	8:07.33
23	1:00.57	7	1:51.03	7	2:39.55	7	3:27.66	7	4:15.30	7	5:03.39	7	5:51.10	5	6:31.83	23	7:22.84 *1	7	8:15.03
7	1:01.08	23	1:54.85	23	2:48.36	23	3:42.51	23	4:36.28	23	5:29.86			7	6:38.86	7	7:26.52	23	8:17.92 *1

Lap Chart

RLM Racing Bikesports Championship - Race 21

Lap 11		Lap 12		Lap 13		Lap 14		Lap 15		Lap 16		Lap 17		Lap 18		Lap 19		Lap 20	
No	Time	No	Time	No	Time	No	Time	No	Time	No	Time	No	Time	No	Time	No	Time	No	Time
4	8:43.30	4	9:30.21	4	10:17.28	87	11:05.89												
87	8:43.72	87	9:30.74	87	10:17.52	4	11:07.52												
8	8:49.40	8	9:36.87	8	10:24.26	8	11:12.03												
73	8:49.82	73	9:37.13	1	10:24.64	1	11:12.38												
1	8:50.69	1	9:37.57	73	10:26.09	12	11:16.87												
16	8:50.99	16	9:38.07	16	10:26.65	117	11:22.48												
12	8:51.14	12	9:38.84	12	10:26.86	5	11:24.26												
117	8:54.28	117	9:41.64	117	10:28.99	7	11:31.89												
5	8:54.79	5	9:41.96	5	10:29.58	23	12:17.36 *1												
7	9:03.39	7	9:51.33	7	10:39.63														
23	9:12.53 *1	23	10:07.34 *1	23	11:02.33 *1														

Lap Chart

RLM Racing Bikesports Championship - Race 21

Lap 1		Lap 2		Lap 3		Lap 4		Lap 5		Lap 6		Lap 7		Lap 8		Lap 9		Lap 10		
No	Time	No	Time	No	Time	No	Time	No	Time	No	Time	No	Time	No	Time	No	Time	No	Time	
87	51.51	87	1:38.93	87	2:25.94	87	3:12.43	87	3:58.96	87	4:45.74	87	5:32.53	87	6:19.24	87	7:06.04			
1	51.89	1	1:39.27	1	2:26.45	1	3:13.28	1	3:59.96	1	4:46.82	23	5:33.30 *1	1	6:20.10	1	7:06.56			
4	52.40	4	1:39.88	4	2:27.97	4	3:15.25	4	4:02.30	4	4:49.52	1	5:33.61	4	6:24.50	4	7:12.21			
8	52.75	8	1:40.59	8	2:28.03	8	3:15.96	8	4:03.56	8	4:51.54	4	5:36.74	8	6:27.57	8	7:15.85			
12	53.38	12	1:41.45	12	2:29.25	12	3:16.87	12	4:04.46	12	4:52.18	8	5:39.22	12	6:28.23	12	7:16.60			
117	54.08	117	1:42.24	117	2:29.89	117	3:17.66	117	4:05.40	117	4:52.76	12	5:39.54	117	6:28.99	117	7:17.10			
7	54.91	7	1:43.04	7	2:30.89	7	3:18.68	7	4:06.85	7	4:54.70	117	5:40.07	7	6:30.26	7	7:17.92			
5	55.07	5	1:43.29	5	2:31.16	5	3:19.03	5	4:07.13	5	4:54.99	7	5:42.09	5	6:30.52	5	7:18.35			
23	1:01.23	23	1:55.87	23	2:50.16	23	3:44.27	23	4:38.88			5	5:42.60	23	6:31.66 *1	23	7:26.72 *1			

RLM Racing Bikesports Championship

LAP TIMES - Race 21

1	Leon MORRELL									
Lap	1	2	3	4	5	6	7	8	9	10
1	50.28	48.43	47.96	47.49	48.01	47.30	47.29	47.19	47.52	47.05
11	47.63	46.88	47.07	47.74						
4	Simon WALKER-HANSELL									
Lap	1	2	3	4	5	6	7	8	9	10
1	48.68	47.32	47.34	47.41	47.59	47.17	46.96	46.81	47.62	47.12
11	46.80	46.91	47.07	50.24						
5	Doug CARTER									
Lap	1	2	3	4	5	6	7	8	9	10
1	51.77	48.57	48.45	48.40	48.06	47.80	47.52	47.28	48.05	47.45
11	47.46	47.17	47.62	54.68						
7	Julian GRIFFITHS									
Lap	1	2	3	4	5	6	7	8	9	10
1	58.01	49.95	48.52	48.11	47.64	48.09	47.71	47.76	47.66	48.51
11	48.36	47.94	48.30	52.26						
8	Joe LOCK									
Lap	1	2	3	4	5	6	7	8	9	10
1	50.30	48.40	47.63	47.53	47.58	47.48	47.46	47.54	47.92	47.54
11	47.33	47.47	47.39	47.77						
12	Andrew FIDO									
Lap	1	2	3	4	5	6	7	8	9	10
1	51.24	48.36	48.01	47.34	47.94	47.59	47.29	46.90	48.00	47.48
11	48.36	47.70	48.02	50.01						
16	Ashley HICKLIN									
Lap	1	2	3	4	5	6	7	8	9	10
1	51.03	48.54	48.03	47.54	47.82	47.47	47.40	47.02	48.34	47.16
11	47.50	47.08	48.58							
23	Dominic LANGDON-DOWN									
Lap	1	2	3	4	5	6	7	8	9	10
1	56.61	54.28	53.51	54.15	53.77	53.58	55.28	57.70	55.08	54.61
11	54.81	54.99	1:15.03							
73	Alastair SMART									
Lap	1	2	3	4	5	6	7	8	9	10
1	50.39	48.32	47.83	47.41	48.20	47.54	47.16	47.12	47.96	47.64
11	47.40	47.31	48.96							
87	Jack LEESE									
Lap	1	2	3	4	5	6	7	8	9	10
1	50.51	47.53	47.34	46.90	46.66	47.06	46.91	47.08	47.38	47.06
11	46.84	47.02	46.78	48.37						

117 Miles DREW

Lap	1	2	3	4	5	6	7	8	9	10
1	52.12	48.63	48.39	48.47	47.90	47.61	47.49	47.38	47.97	47.57
11	47.31	47.36	47.35	53.49						

RLM Racing Bikesports Championship

LAP TIMES - Race 21

1	Leon MORRELL										
	Lap	1	2	3	4	5	6	7	8	9	10
	1	48.80	47.38	47.18	46.83	46.68	46.86	46.79	46.49	46.46	
4	Simon WALKER-HANSELL										
	Lap	1	2	3	4	5	6	7	8	9	10
	1	49.70	47.48	48.09	47.28	47.05	47.22	47.22	47.76	47.71	
5	Doug CARTER										
	Lap	1	2	3	4	5	6	7	8	9	10
	1	51.52	48.22	47.87	47.87	48.10	47.86	47.61	47.92	47.83	
7	Julian GRIFFITHS										
	Lap	1	2	3	4	5	6	7	8	9	10
	1	51.16	48.13	47.85	47.79	48.17	47.85	47.39	48.17	47.66	
8	Joe LOCK										
	Lap	1	2	3	4	5	6	7	8	9	10
	1	49.75	47.84	47.44	47.93	47.60	47.98	47.68	48.35	48.28	
12	Andrew FIDO										
	Lap	1	2	3	4	5	6	7	8	9	10
	1	50.02	48.07	47.80	47.62	47.59	47.72	47.36	48.69	48.37	
23	Dominic LANGDON-DOWN										
	Lap	1	2	3	4	5	6	7	8	9	10
	1	56.84	54.64	54.29	54.11	54.61	54.42	58.36	55.06		
87	Jack LEESE										
	Lap	1	2	3	4	5	6	7	8	9	10
	1	48.88	47.42	47.01	46.49	46.53	46.78	46.79	46.71	46.80	
117	Miles DREW										
	Lap	1	2	3	4	5	6	7	8	9	10
	1	50.56	48.16	47.65	47.77	47.74	47.36	47.31	48.92	48.11	