

# Spire SportsCars

## 750MC Bikesports Championship

### Qualifying 11

Pl	No	Cl	Name	Car	Laps	Time on Lap	Behind	MPH
1	96	B	Tim GRAY	Spire GT-3	4	1:23.22	4	94.61
2	25	B	James BREAKELL	Radical PR6	5	1:25.39	4 2.17	92.20
3	66	A	Steven GORE	Radical SR3	4	1:30.61	4 7.39	86.89
4	95	B	Richard STABLES	Radical PR6	4	1:31.36	4 8.14	86.18
5	88	A	Richard WISE	Spire GT3	4	1:31.40	4 8.18	86.14
6	71	B	Mike DAVIS/NO TXP - SEE NOTE	Radical PR6	4	1:33.52	4 10.30	84.19
7	9	A	Gary PATERSON	Radical SR3	4	1:33.69	4 10.47	84.03
8	3	A	Tim PORTER	Radical SR3	4	1:34.95	3 11.73	82.92
9	1	A	Adrian REYNARD	Radical SR3/Reynard	4	1:34.97	3 11.75	82.90
10	23	D	Peter LAGUE	Spire GT3	4	1:36.99	4 13.77	81.18
11	33	A	Richard HARDIE	Radical SR3	4	1:38.19	4 14.97	80.18
12	74	C	Gaetan ROMBOUTS-HOWITT	Radical Prosport	4	1:40.50	4 17.28	78.34
13	22	B	John PRICKETT	Radical PR6	4	1:42.02	2 18.80	77.17

#### Not-Seen

16 A Bob SCANLON Radical SR3

No 71 - please improve transponder location

Weather / Track:

Start Time : 09:44

Cadwell Park

21 Jun 15 09:58

Clerk of Course :

Time Issued :

Chief Timekeeper : Terry Stevens

THESE RESULTS REMAIN PROVISIONAL FOR A MINIMUM OF 30 MINUTES FROM THE TIME OF ISSUE AND UNTIL ALL JUDICIAL AND TECHNICAL MATTERS HAVE BEEN SETTLED.

Results produced on HS Sports Timing and Results Systems. Results online at [www.750MC.co.uk](http://www.750MC.co.uk)

# Spire Sportscars Bikesports

## LAP TIMES - Qualifying 11

---

<b>1</b>	<b>Adrian REYNARD</b>									
<b>Lap</b>	<b>1</b>	<b>2</b>	<b>3</b>	<b>4</b>	<b>5</b>	<b>6</b>	<b>7</b>	<b>8</b>	<b>9</b>	<b>10</b>
1	1:49.86	1:39.44	1:34.97	1:35.55						

---

<b>3</b>	<b>Tim PORTER</b>									
<b>Lap</b>	<b>1</b>	<b>2</b>	<b>3</b>	<b>4</b>	<b>5</b>	<b>6</b>	<b>7</b>	<b>8</b>	<b>9</b>	<b>10</b>
1	1:54.26	1:39.00	1:34.95	1:35.85						

---

<b>9</b>	<b>Gary PATERSON</b>									
<b>Lap</b>	<b>1</b>	<b>2</b>	<b>3</b>	<b>4</b>	<b>5</b>	<b>6</b>	<b>7</b>	<b>8</b>	<b>9</b>	<b>10</b>
1	1:51.56	1:39.30	1:35.05	1:33.69						

---

<b>22</b>	<b>John PRICKETT</b>									
<b>Lap</b>	<b>1</b>	<b>2</b>	<b>3</b>	<b>4</b>	<b>5</b>	<b>6</b>	<b>7</b>	<b>8</b>	<b>9</b>	<b>10</b>
1	1:54.80	1:42.02	1:43.80	1:43.39						

---

<b>23</b>	<b>Peter LAGUE</b>									
<b>Lap</b>	<b>1</b>	<b>2</b>	<b>3</b>	<b>4</b>	<b>5</b>	<b>6</b>	<b>7</b>	<b>8</b>	<b>9</b>	<b>10</b>
1	1:55.58	1:40.22	1:42.03	1:36.99						

---

<b>25</b>	<b>James BREAKELL</b>									
<b>Lap</b>	<b>1</b>	<b>2</b>	<b>3</b>	<b>4</b>	<b>5</b>	<b>6</b>	<b>7</b>	<b>8</b>	<b>9</b>	<b>10</b>
1	1:39.43	1:29.22	1:26.66	1:25.39	1:34.73					

---

<b>33</b>	<b>Richard HARDIE</b>									
<b>Lap</b>	<b>1</b>	<b>2</b>	<b>3</b>	<b>4</b>	<b>5</b>	<b>6</b>	<b>7</b>	<b>8</b>	<b>9</b>	<b>10</b>
1	1:51.31	1:42.58	1:40.79	1:38.19						

---

<b>66</b>	<b>Steven GORE</b>									
<b>Lap</b>	<b>1</b>	<b>2</b>	<b>3</b>	<b>4</b>	<b>5</b>	<b>6</b>	<b>7</b>	<b>8</b>	<b>9</b>	<b>10</b>
1	1:56.16	1:42.28	1:36.29	1:30.61						

---

<b>71</b>	<b>Mike DAVIS</b>									
<b>Lap</b>	<b>1</b>	<b>2</b>	<b>3</b>	<b>4</b>	<b>5</b>	<b>6</b>	<b>7</b>	<b>8</b>	<b>9</b>	<b>10</b>
1	1:54.37	1:42.83	1:39.61	1:33.52						

---

<b>74</b>	<b>Gaetan ROMBOUTS-HOWITT</b>									
<b>Lap</b>	<b>1</b>	<b>2</b>	<b>3</b>	<b>4</b>	<b>5</b>	<b>6</b>	<b>7</b>	<b>8</b>	<b>9</b>	<b>10</b>
1	1:56.52	1:40.66	1:44.54	1:40.50						

---

<b>88</b>	<b>Richard WISE</b>									
<b>Lap</b>	<b>1</b>	<b>2</b>	<b>3</b>	<b>4</b>	<b>5</b>	<b>6</b>	<b>7</b>	<b>8</b>	<b>9</b>	<b>10</b>
1	1:51.71	1:36.03	1:39.41	1:31.40						

---

<b>95</b>	<b>Richard STABLES</b>									
<b>Lap</b>	<b>1</b>	<b>2</b>	<b>3</b>	<b>4</b>	<b>5</b>	<b>6</b>	<b>7</b>	<b>8</b>	<b>9</b>	<b>10</b>
1	1:51.32	1:42.01	1:37.99	1:31.36						

---

<b>96</b>	<b>Tim GRAY</b>									
<b>Lap</b>	<b>1</b>	<b>2</b>	<b>3</b>	<b>4</b>	<b>5</b>	<b>6</b>	<b>7</b>	<b>8</b>	<b>9</b>	<b>10</b>
1	2:18.05	1:45.60	1:24.80	1:23.22						

---


# RACE GRID

## Spire Sportscars Bikesports

### Race 15

ROW 8		
ROW 7		<b>22</b> 01:42.020 John PRICKETT
ROW 6	<b>74</b> 01:40.500 Gaetan ROMBOUTS-HO	<b>33</b> 01:38.190 Richard HARDIE
ROW 5	<b>23</b> 01:36.990 Peter LAGUE	<b>1</b> 01:34.970 Adrian REYNARD
ROW 4	<b>3</b> 01:34.950 Tim PORTER	<b>9</b> 01:33.690 Gary PATERSON
ROW 3	<b>71</b> 01:33.520 Mike DAVIS	<b>66</b> 01:30.610 Steven GORE
ROW 2	<b>88</b> 01:31.400 Richard WISE	<b>95</b> 01:31.360 Richard STABLES
ROW 1	<b>25</b> 01:25.390 James BREAKELL	<b>96</b> 01:23.220 Tim GRAY

**POLE**



No 66 - 2 position penalty from previous race

# Spire SportsCars

## 750MC Bikesports Championship

### Provisional Results - Race 15

Pl	No	Cl	Name	Car	Laps	Time	Behind	MPH	Best Lap on	MPH
1	96	B	Tim GRAY	Spire GT-3	9	12:58.88		90.98	1:22.82	3 95.06
2	95	B	Richard STABLES	Radical PR6	9	13:38.74	39.86	86.55	1:28.83	3 88.63
3	1	A	Adrian REYNARD	Radical SR3/Reynard	9	13:38.99	40.11	86.52	1:28.00	4 89.47
4	66	A	Steven GORE	Radical SR3	9	13:40.34	41.46	86.38	1:29.21	3 88.25
5	3	A	Tim PORTER	Radical SR3	9	14:01.40	1:02.52	84.22	1:29.88	9 87.60
6	9	A	Gary PATERSON	Radical SR3	9	14:05.28	1:06.40	83.83	1:32.25	5 85.35
7	22	B	John PRICKETT	Radical PR6	9	14:05.51	1:06.63	83.81	1:29.76	7 87.71
8	71	B	Mike DAVIS/SEE NOTE	Radical PR6	9	14:06.51	1:07.63	83.71	1:32.21	3 85.38
9	33	A	Richard HARDIE	Radical SR3	9	14:30.99	1:32.11	81.35	1:34.34	9 83.46
10	23	D	Peter LAGUE	Spire GT3	9	14:31.37	1:32.49	81.32	1:34.37	9 83.43
11	74	C	Gaetan ROMBOUTS-HOWITT	Radical Prosport	8	13:22.01	1 Lap	78.53	1:34.48	5 83.33
<b><u>Not-Classified</u></b>										
	88	A	Richard WISE	Spire GT3	5	7:33.32	DNF	86.84	1:28.07	5 89.40
<b><u>Non-Starters</u></b>										
	25	B	James BREAKELL	Radical PR6						
<b><u>Fastest Lap</u></b>										
	96	B	Tim GRAY	Spire GT-3					1:22.82	3 95.06 Rec
	1	A	Adrian REYNARD	Radical SR3/Reynard					1:28.00	4 89.47
	23	D	Peter LAGUE	Spire GT3					1:34.37	9 83.43
	74	C	Gaetan ROMBOUTS-HOWITT	Radical Prosport					1:34.48	5 83.33

No 71 - Transponder location still needs improving

Weather / Track:

Start Time : 12:32

Cadwell Park

21 Jun 15 12:50

Clerk of Course :	Time Issued :	Chief Timekeeper : Terry Stevens
-------------------	---------------	----------------------------------

THESE RESULTS REMAIN PROVISIONAL FOR A MINIMUM OF 30 MINUTES FROM THE TIME OF ISSUE AND UNTIL ALL JUDICIAL AND TECHNICAL MATTERS HAVE BEEN SETTLED.

Results produced on HS Sports Timing and Results Systems

# Lap Chart


## Spire Sportscars Bikesports - Race 15

Lap 1		Lap 2		Lap 3		Lap 4		Lap 5		Lap 6		Lap 7		Lap 8		Lap 9		Lap 10	
No	Time	No	Time	No	Time	No	Time	No	Time	No	Time	No	Time	No	Time	No	Time	No	Time
96	1:29.31	96	2:52.88	96	4:15.70	96	5:42.03	96	7:09.30	96	8:35.77	96	10:02.52	96	11:30.17	96	12:58.88		
95	1:36.72	95	3:06.73	95	4:35.56	95	6:04.91	88	7:33.32	95	9:06.27	74	10:11.94 *1	74	11:46.82 *1	74	13:22.01 *1		
66	1:37.14	66	3:07.20	66	4:36.41	88	6:05.25	95	7:35.39	1	9:06.34	95	10:39.68	95	12:09.25	95	13:38.74		
9	1:38.40	88	3:07.48	88	4:36.81	1	6:06.18	1	7:35.65	66	9:10.29	1	10:40.05	1	12:09.39	1	13:38.99		
88	1:38.88	1	3:09.34	1	4:38.18	66	6:09.42	66	7:39.85	9	9:23.43	66	10:41.13	66	12:10.50	66	13:40.34		
1	1:39.31	9	3:12.07	9	4:44.75	9	6:17.43	9	7:49.68	3	9:23.77	9	10:56.89	9	12:31.28	3	14:01.40		
71	1:40.76	3	3:12.52	3	4:45.24	3	6:17.86	3	7:50.20	71	9:24.82	3	10:57.34	3	12:31.52	9	14:05.28		
3	1:40.98	71	3:14.08	71	4:46.29	71	6:18.75	71	7:51.49	22	9:28.87	71	10:57.95	22	12:32.06	22	14:05.51		
33	1:45.85	33	3:22.33	33	4:57.40	22	6:28.48	22	7:59.08	33	9:45.91	22	10:58.63	71	12:33.15	71	14:06.51		
22	1:45.95	22	3:22.44	22	4:57.52	33	6:33.68	33	8:10.14	23	9:46.76	33	11:21.63	33	12:56.65	33	14:30.99		
23	1:47.14	23	3:25.21	23	5:00.40	23	6:36.28	23	8:10.98			23	11:22.02	23	12:57.00	23	14:31.37		
74	2:06.76	74	3:45.53	74	5:21.90	74	6:57.11	74	8:31.59										


# Spire Sportscars Bikesports

## LAP TIMES - Race 15

<b>1</b>	<b>Adrian REYNARD</b>									
<b>Lap</b>	<b>1</b>	<b>2</b>	<b>3</b>	<b>4</b>	<b>5</b>	<b>6</b>	<b>7</b>	<b>8</b>	<b>9</b>	<b>10</b>
1	1:34.78	1:30.03	1:28.84	1:28.00	1:29.47	1:30.69	1:33.71	1:29.34	1:29.60	
<b>3</b>	<b>Tim PORTER</b>									
<b>Lap</b>	<b>1</b>	<b>2</b>	<b>3</b>	<b>4</b>	<b>5</b>	<b>6</b>	<b>7</b>	<b>8</b>	<b>9</b>	<b>10</b>
1	1:36.58	1:31.54	1:32.72	1:32.62	1:32.34	1:33.57	1:33.57	1:34.18	1:29.88	
<b>9</b>	<b>Gary PATERSON</b>									
<b>Lap</b>	<b>1</b>	<b>2</b>	<b>3</b>	<b>4</b>	<b>5</b>	<b>6</b>	<b>7</b>	<b>8</b>	<b>9</b>	<b>10</b>
1	1:34.16	1:33.67	1:32.68	1:32.68	1:32.25	1:33.75	1:33.46	1:34.39	1:34.00	
<b>22</b>	<b>John PRICKETT</b>									
<b>Lap</b>	<b>1</b>	<b>2</b>	<b>3</b>	<b>4</b>	<b>5</b>	<b>6</b>	<b>7</b>	<b>8</b>	<b>9</b>	<b>10</b>
1	1:39.80	1:36.49	1:35.08	1:30.96	1:30.60	1:29.79	1:29.76	1:33.43	1:33.45	
<b>23</b>	<b>Peter LAGUE</b>									
<b>Lap</b>	<b>1</b>	<b>2</b>	<b>3</b>	<b>4</b>	<b>5</b>	<b>6</b>	<b>7</b>	<b>8</b>	<b>9</b>	<b>10</b>
1	1:41.69	1:38.07	1:35.19	1:35.88	1:34.70	1:35.78	1:35.26	1:34.98	1:34.37	
<b>33</b>	<b>Richard HARDIE</b>									
<b>Lap</b>	<b>1</b>	<b>2</b>	<b>3</b>	<b>4</b>	<b>5</b>	<b>6</b>	<b>7</b>	<b>8</b>	<b>9</b>	<b>10</b>
1	1:40.08	1:36.48	1:35.07	1:36.28	1:36.46	1:35.77	1:35.72	1:35.02	1:34.34	
<b>66</b>	<b>Steven GORE</b>									
<b>Lap</b>	<b>1</b>	<b>2</b>	<b>3</b>	<b>4</b>	<b>5</b>	<b>6</b>	<b>7</b>	<b>8</b>	<b>9</b>	<b>10</b>
1	1:33.26	1:30.06	1:29.21	1:33.01	1:30.43	1:30.44	1:30.84	1:29.37	1:29.84	
<b>71</b>	<b>Mike DAVIS</b>									
<b>Lap</b>	<b>1</b>	<b>2</b>	<b>3</b>	<b>4</b>	<b>5</b>	<b>6</b>	<b>7</b>	<b>8</b>	<b>9</b>	<b>10</b>
1	1:40.76	1:33.32	1:32.21	1:32.46	1:32.74	1:33.33	1:33.13	1:35.20	1:33.36	
<b>74</b>	<b>Gaetan ROMBOUS-HOWITT</b>									
<b>Lap</b>	<b>1</b>	<b>2</b>	<b>3</b>	<b>4</b>	<b>5</b>	<b>6</b>	<b>7</b>	<b>8</b>	<b>9</b>	<b>10</b>
1	1:50.22	1:38.77	1:36.37	1:35.21	1:34.48	1:40.35	1:34.88	1:35.19		
<b>88</b>	<b>Richard WISE</b>									
<b>Lap</b>	<b>1</b>	<b>2</b>	<b>3</b>	<b>4</b>	<b>5</b>	<b>6</b>	<b>7</b>	<b>8</b>	<b>9</b>	<b>10</b>
1	1:35.38	1:28.60	1:29.33	1:28.44	1:28.07					
<b>95</b>	<b>Richard STABLES</b>									
<b>Lap</b>	<b>1</b>	<b>2</b>	<b>3</b>	<b>4</b>	<b>5</b>	<b>6</b>	<b>7</b>	<b>8</b>	<b>9</b>	<b>10</b>
1	1:33.71	1:30.01	1:28.83	1:29.35	1:30.48	1:30.88	1:33.41	1:29.57	1:29.49	
<b>96</b>	<b>Tim GRAY</b>									
<b>Lap</b>	<b>1</b>	<b>2</b>	<b>3</b>	<b>4</b>	<b>5</b>	<b>6</b>	<b>7</b>	<b>8</b>	<b>9</b>	<b>10</b>
1	1:27.22	1:23.57	1:22.82	1:26.33	1:27.27	1:26.47	1:26.75	1:27.65	1:28.71	




# RACE GRID



## Spire Sportscars Bikesports

### Race 22

ROW 8		
ROW 7		<b>25</b> James BREAKELL
ROW 6	<b>88</b> Richard WISE	<b>74</b> Gaetan ROMBOUS-HO
ROW 5	<b>23</b> Peter LAGUE	<b>33</b> Richard HARDIE
ROW 4	<b>96</b> Tim GRAY	<b>95</b> Richard STABLES
ROW 3	<b>1</b> Adrian REYNARD	<b>66</b> Steven GORE
ROW 2	<b>3</b> Tim PORTER	<b>9</b> Gary PATERSON
ROW 1	<b>22</b> John PRICKETT	<b>71</b> Mike DAVIS
<b>POLE</b>		
		

# Spire SportsCars

## 750MC Bikesports Championship

### Provisional Results - Race 22

Pl	No	Cl	Name	Car	Laps	Time	Behind	MPH	Best Lap on	MPH
1	96	B	Tim GRAY	Spire GT-3	14	20:14.35		90.77	1:22.98	4 94.88
2	1	A	Adrian REYNARD	Radical SR3/Reynard	14	21:06.15	51.80	87.06	1:27.92	12 89.55
3	66	A	Steven GORE	Radical SR3	14	21:14.36	1:00.01	86.49	1:28.42	10 89.04
4	95	B	Richard STABLES	Radical PR6	14	21:20.72	1:06.37	86.06	1:28.23	12 89.23
5	71	B	Mike DAVIS	Radical PR6	14	21:33.86	1:19.51	85.19	1:30.54	11 86.96
6	22	B	John PRICKETT	Radical PR6	14	21:34.85	1:20.50	85.13	1:30.82	13 86.69
7	9	A	Gary PATERSON	Radical SR3	14	21:43.33	1:28.98	84.57	1:30.25	11 87.24
8	74	C	Gaetan ROMBOUTS-HOWITT	Radical Prosport	13	20:42.12	1 Lap	82.40	1:32.65	9 84.98
9	33	A	Richard HARDIE	Radical SR3	13	20:43.81	1 Lap	82.29	1:32.91	7 84.74
10	23	D	Peter LAGUE	Spire GT3	13	21:12.69	1 Lap	80.42	1:32.46	10 85.15

#### Not-Classified

3	A	Tim PORTER	Radical SR3	13	19:37.40	DNF	86.93	1:27.26	13 90.23
---	---	------------	-------------	----	----------	-----	-------	---------	----------

#### Non-Starters

25	B	James BREAKELL	Radical PR6
88	A	Richard WISE	Spire GT3

#### Fastest Lap

96	B	Tim GRAY	Spire GT-3	1:22.98	4 94.88
3	A	Tim PORTER	Radical SR3	1:27.26	13 90.23
23	D	Peter LAGUE	Spire GT3	1:32.46	10 85.15 Rec
74	C	Gaetan ROMBOUTS-HOWITT	Radical Prosport	1:32.65	9 84.98

No 9 - Includes 10 second jump start penalty

Weather / Track:

Start Time : 16:42

Cadwell Park

21 Jun 15 17:05

Clerk of Course :	Time Issued :	Chief Timekeeper : Terry Stevens
-------------------	---------------	----------------------------------

THESE RESULTS REMAIN PROVISIONAL FOR A MINIMUM OF 30 MINUTES FROM THE TIME OF ISSUE AND UNTIL ALL JUDICIAL AND TECHNICAL MATTERS HAVE BEEN SETTLED.

Results produced on HS Sports Timing and Results Systems



# Lap Chart

## Spire Sportscars Bikesports - Race 22

Lap 1		Lap 2		Lap 3		Lap 4		Lap 5		Lap 6		Lap 7		Lap 8		Lap 9		Lap 10	
No	Time	No	Time	No	Time	No	Time	No	Time	No	Time	No	Time	No	Time	No	Time	No	Time
9	1:39.50	96	3:07.97	96	4:31.57	96	5:54.55	96	7:17.60	96	8:40.79	96	10:07.18	96	11:33.43	96	13:00.23	96	14:26.24
71	1:40.07	9	3:11.66	9	4:43.35	1	6:12.68	1	7:42.58	1	9:12.31	1	10:41.81	1	12:11.81	1	13:40.37	1	15:08.93
1	1:40.95	71	3:12.66	1	4:43.93	9	6:15.43	9	7:47.64	66	9:17.76	66	10:46.90	66	12:15.40	66	13:44.19	66	15:12.61
96	1:41.16	1	3:13.29	71	4:45.06	66	6:15.85	66	7:48.16	3	9:18.15	3	10:47.36	3	12:15.82	3	13:44.50	3	15:12.91
66	1:41.63	66	3:13.54	66	4:45.22	3	6:17.64	3	7:48.74	9	9:20.82	9	10:51.34	9	12:23.98	9	13:55.35	95	15:25.80
3	1:42.29	3	3:14.16	3	4:45.68	95	6:18.08	95	7:48.89	95	9:21.47	95	10:51.75	95	12:24.23	95	13:55.70	9	15:28.08
22	1:43.22	95	3:15.61	95	4:46.18	71	6:18.10	71	7:50.08	71	9:22.07	71	10:53.42	71	12:24.96	71	13:56.36	71	15:28.64
95	1:43.92	22	3:16.24	22	4:47.22	22	6:18.63	22	7:51.55	22	9:22.56	22	10:53.93	22	12:25.42	22	13:56.92	22	15:28.95
33	1:44.99	33	3:19.11	33	4:53.83	33	6:27.67	33	8:01.34	33	9:35.46	33	11:08.37	33	12:41.76	33	14:15.73	23	15:48.58
23	1:46.00	23	3:19.60	23	4:54.41	23	6:28.82	23	8:02.26	23	9:36.45	23	11:09.04	23	12:42.24	23	14:16.12		
74	1:49.01	74	3:26.40	74	5:01.17	74	6:34.40	74	8:07.90	74	9:41.02	74	11:14.16	74	12:48.17	74	14:20.82		

# Lap Chart

## Spire Sportscars Bikesports - Race 22

Lap 11		Lap 12		Lap 13		Lap 14		Lap 15		Lap 16		Lap 17		Lap 18		Lap 19		Lap 20	
No	Time	No	Time	No	Time	No	Time	No	Time	No	Time	No	Time	No	Time	No	Time	No	Time
96	15:54.70	96	17:21.50	96	18:47.71	96	20:14.35												
33	15:54.97 *1	23	17:21.56 *1	74	19:08.06 *1	74	20:42.12 *1												
74	15:55.82 *1	33	17:32.51 *1	33	19:09.92 *1	33	20:43.81 *1												
1	16:36.90	74	17:34.20 *1	23	19:25.21 *1	1	21:06.15												
66	16:41.37	1	18:04.82	1	19:32.97	23	21:12.69 *1												
3	16:41.55	3	18:10.14	3	19:37.40	66	21:14.36												
95	16:54.27	66	18:11.86	66	19:42.24	95	21:20.72												
9	16:58.33	95	18:22.50	95	19:51.29	71	21:33.86												
71	16:59.18	9	18:29.88	9	20:00.59	22	21:34.85												
22	16:59.91	71	18:30.45	71	20:01.16	9	21:43.33												
		22	18:31.09	22	20:01.91														

# Spire Sportscars Bikesports

## LAP TIMES - Race 22

---

**1 Adrian REYNARD**

Lap	1	2	3	4	5	6	7	8	9	10
1	1:37.11	1:32.34	1:30.64	1:28.75	1:29.90	1:29.73	1:29.50	1:30.00	1:28.56	1:28.56
11	1:27.97	1:27.92	1:28.15	1:33.18						

---

**3 Tim PORTER**

Lap	1	2	3	4	5	6	7	8	9	10
1	1:38.98	1:31.87	1:31.52	1:31.96	1:31.10	1:29.41	1:29.21	1:28.46	1:28.68	1:28.41
11	1:28.64	1:28.59	1:27.26							

---

**9 Gary PATERSON**

Lap	1	2	3	4	5	6	7	8	9	10
1	1:36.79	1:32.16	1:31.69	1:32.08	1:32.21	1:33.18	1:30.52	1:32.64	1:31.37	1:32.73
11	1:30.25	1:31.55	1:30.71	1:32.74						

---

**22 John PRICKETT**

Lap	1	2	3	4	5	6	7	8	9	10
1	1:40.20	1:33.02	1:30.98	1:31.41	1:32.92	1:31.01	1:31.37	1:31.49	1:31.50	1:32.03
11	1:30.96	1:31.18	1:30.82	1:32.94						

---

**23 Peter LAGUE**

Lap	1	2	3	4	5	6	7	8	9	10
1	1:40.82	1:33.60	1:34.81	1:34.41	1:33.44	1:34.19	1:32.59	1:33.20	1:33.88	1:32.46
11	1:32.98	2:03.65	1:47.48							

---

**33 Richard HARDIE**

Lap	1	2	3	4	5	6	7	8	9	10
1	1:39.79	1:34.12	1:34.72	1:33.84	1:33.67	1:34.12	1:32.91	1:33.39	1:33.97	1:39.24
11	1:37.54	1:37.41	1:33.89							

---

**66 Steven GORE**

Lap	1	2	3	4	5	6	7	8	9	10
1	1:37.39	1:31.91	1:31.68	1:30.63	1:32.31	1:29.60	1:29.14	1:28.50	1:28.79	1:28.42
11	1:28.76	1:30.49	1:30.38	1:32.12						

---

**71 Mike DAVIS**

Lap	1	2	3	4	5	6	7	8	9	10
1	1:37.53	1:32.59	1:32.40	1:33.04	1:31.98	1:31.99	1:31.35	1:31.54	1:31.40	1:32.28
11	1:30.54	1:31.27	1:30.71	1:32.70						

---

**74 Gaetan ROMBOUTS-HOWITT**

Lap	1	2	3	4	5	6	7	8	9	10
1	1:43.05	1:37.39	1:34.77	1:33.23	1:33.50	1:33.12	1:33.14	1:34.01	1:32.65	1:35.00
11	1:38.38	1:33.86	1:34.06							

---

**95 Richard STABLES**

Lap	1	2	3	4	5	6	7	8	9	10
1	1:39.49	1:31.69	1:30.57	1:31.90	1:30.81	1:32.58	1:30.28	1:32.48	1:31.47	1:30.10
11	1:28.47	1:28.23	1:28.79	1:29.43						

---

**96 Tim GRAY**

<b>Lap</b>	<b>1</b>	<b>2</b>	<b>3</b>	<b>4</b>	<b>5</b>	<b>6</b>	<b>7</b>	<b>8</b>	<b>9</b>	<b>10</b>
1	1:36.95	1:26.81	1:23.60	1:22.98	1:23.05	1:23.19	1:26.39	1:26.25	1:26.80	1:26.01
11	1:28.46	1:26.80	1:26.21	1:26.64						