



P10 - Provisional Qualifying Times for Races 10 & 16

Demon Tweeks / Yokohama Classic Stock Hatch Championship

Pl	No	Cl	Name	Car	Laps	Time on Lap	Behind	MPH	
1	36		Matt ROZIER	Peugeot 205 GTi	9	1:08.08	6	63.40	
2	66		Damian COTTRELL	Vauxhall Nova GTE	6	1:09.26	3	1.18	62.32
3	40		Paul THORPE	Ford Fiesta XR2i	9	1:09.32	5	1.24	62.27
4	42		Lee SCOTT	Ford Fiesta XR2i	11	1:09.43	11	1.35	62.17
5	95		Edward COOPER	Vauxhall Nova GTE	10	1:09.78	8	1.70	61.86
6	79		Andrew LIGHTFOOT	Ford Fiesta XR2	9	1:09.89	4	1.81	61.76
7	90		Martyn FOWDREY	Ford Fiesta XR2	8	1:10.16	8	2.08	61.52
8	58		Derek ROZIER	Peugeot 205 GTi	8	1:10.32	6	2.24	61.38
9	89		Martin CAYZER	Ford Fiesta XR2	10	1:10.39	4	2.31	61.32
10	23		Mark WEBSTER	Ford Fiesta XR2i	9	1:10.40	9	2.32	61.31
11	78		Thomas LANGFORD	Peugeot 205 GTi	9	1:10.53	5	2.45	61.20
12	59		Daniel GIBSON	Ford Fiesta XR2	10	1:11.33	7	3.25	60.51
13	45		Andy PHILPOTTS	Ford Fiesta XR2i	7	1:11.46	3	3.38	60.40
14	47		Michael WILLIAMSON	Ford Fiesta XR2	10	1:11.98	10	3.90	59.97
15	82		Jamie HOWELLS	Ford Fiesta XR2	8	1:12.08	3	4.00	59.88
16	37		Keith MORGAN	Suzuki Swift GTi	10	1:12.78	5	4.70	59.31
17	24		Richard HERBERT	Ford Fiesta XR2	10	1:13.73	9	5.65	58.54
18	41		Alan DULY	Ford Fiesta XR2i	9	1:14.05	9	5.97	58.29
19	96		Andrew KNIGHT/NO TRANSPONDER	Peugeot 205 GTi	8	1:15.94	8	7.86	56.84
20	97		John HILL	Peugeot 205 GTi	5	1:17.02	5	8.94	56.04
21	22		Ryan LOWRY	Ford Fiesta XR2i	8	1:20.31	8	12.23	53.75

Exclusions

20 SRD Robert BENNETT

MEV Rocket

Qualified out of session for races 3 & 21

No 96 - Please inform timekeepers of transponder number

Weather / Track:

Start Time : 12:08

Brands Hatch Indy

28 Apr 12 12:29

Clerk of Course :	Time Issued :	Chief Timekeeper : Terry Stevens
-------------------	---------------	----------------------------------

THESE RESULTS REMAIN PROVISIONAL FOR A MINIMUM OF 30 MINUTES FROM THE TIME OF ISSUE AND UNTIL ALL JUDICIAL AND TECHNICAL MATTERS HAVE BEEN SETTLED.


Results produced on HS Sports Timing and Results Systems. Results online at www.750MC.co.uk

Demon Tweeks / Yokohama Classic Stock Hatch Championship

LAP TIMES - P10 - Provisional Qualifying Times for Races 10 & 16

20	Robert BENNETT										
Lap	1	2	3	4	5	6	7	8	9	10	
1	2:19.97	1:19.44	1:13.66	3:32.46	1:21.37	5:20.48	1:21.16	1:14.94			
22	Ryan LOWRY										
Lap	1	2	3	4	5	6	7	8	9	10	
1	2:17.38	1:29.64	1:24.46	1:25.96	1:23.43	1:20.66	6:49.03	1:20.31			
23	Mark WEBSTER										
Lap	1	2	3	4	5	6	7	8	9	10	
1	2:04.73	1:15.99	1:13.64	1:12.02	1:11.90	1:11.41	1:10.90	6:13.60	1:10.40		
24	Richard HERBERT										
Lap	1	2	3	4	5	6	7	8	9	10	
1	2:16.84	1:18.60	1:15.43	1:14.20	1:15.00	1:14.54	1:16.90	5:21.19	1:13.73	1:16.14	
36	Matt ROZIER										
Lap	1	2	3	4	5	6	7	8	9	10	
1	2:18.49	1:13.08	1:10.35	1:09.52	1:08.89	1:08.08	1:09.33	7:13.35	1:18.79		
37	Keith MORGAN										
Lap	1	2	3	4	5	6	7	8	9	10	
1	2:18.08	1:20.44	1:15.94	1:16.78	1:12.78	1:16.19	1:12.90	5:20.46	1:13.38	1:14.14	
40	Paul THORPE										
Lap	1	2	3	4	5	6	7	8	9	10	
1	2:00.13	1:12.10	1:10.21	1:11.28	1:09.32	1:09.82	1:23.43	7:07.15	1:10.00		
41	Alan DULY										
Lap	1	2	3	4	5	6	7	8	9	10	
1	2:18.65	1:27.50	1:16.41	1:16.55	1:16.90	1:16.63	1:18.86	5:38.58	1:14.05		
42	Lee SCOTT										
Lap	1	2	3	4	5	6	7	8	9	10	
1	1:45.15	1:12.06	1:10.80	1:10.48	1:11.24	1:10.08	1:09.44	1:12.03	5:08.36	1:09.97	
11	1:09.43										
45	Andy PHILPOTTS										
Lap	1	2	3	4	5	6	7	8	9	10	
1	2:05.30	1:27.71	1:11.46	1:36.56	1:13.56	1:14.50	7:12.61				
47	Michael WILLIAMSON										
Lap	1	2	3	4	5	6	7	8	9	10	
1	2:22.32	1:19.63	1:15.21	1:15.61	1:12.75	1:13.89	1:12.37	5:17.98	1:15.07	1:11.98	
58	Derek ROZIER										
Lap	1	2	3	4	5	6	7	8	9	10	
1	2:19.02	1:13.18	1:10.79	2:20.33	1:20.54	1:10.32	6:26.85	1:11.94			
59	Daniel GIBSON										
Lap	1	2	3	4	5	6	7	8	9	10	
1	1:49.22	1:16.59	1:12.34	1:12.17	1:11.79	1:13.02	1:11.33	1:12.21	5:28.63	1:11.67	

66	Damian COTTRELL									
Lap	1	2	3	4	5	6	7	8	9	10
1	7:15.57	1:10.37	1:09.26	5:30.39	1:14.60	1:10.20				
78	Thomas LANGFORD									
Lap	1	2	3	4	5	6	7	8	9	10
1	2:01.60	1:15.77	1:13.08	1:11.49	1:10.53	1:10.53	1:12.71	6:39.97	1:16.08	
79	Andrew LIGHTFOOT									
Lap	1	2	3	4	5	6	7	8	9	10
1	1:41.04	1:12.41	1:11.01	1:09.89	1:12.80	1:15.56	1:47.98	6:40.34	1:10.48	
82	Jamie HOWELLS									
Lap	1	2	3	4	5	6	7	8	9	10
1	1:49.59	1:19.80	1:12.08	1:12.08	1:13.47	1:13.04	1:51.80	5:47.13		
89	Martin CAYZER									
Lap	1	2	3	4	5	6	7	8	9	10
1	1:39.26	1:12.17	1:11.53	1:10.39	1:12.84	1:10.59	1:10.41	1:14.43	5:35.32	1:21.26
90	Martyn FOWDREY									
Lap	1	2	3	4	5	6	7	8	9	10
1	1:43.99	1:21.15	1:10.71	1:10.45	1:11.07	1:11.14	8:12.10	1:10.16		
95	Edward COOPER									
Lap	1	2	3	4	5	6	7	8	9	10
1	1:47.07	1:14.08	1:11.37	1:10.60	1:11.91	1:10.29	1:11.23	1:09.78	5:19.32	1:10.87
96	Andrew KNIGHT									
Lap	1	2	3	4	5	6	7	8	9	10
1	2:05.64	1:23.96	1:21.48	1:25.30	1:22.34	1:22.34	6:52.00	1:15.94		
97	John HILL									
Lap	1	2	3	4	5	6	7	8	9	10
1	7:23.02	1:21.08	1:20.04	6:22.35	1:17.02					




RACE GRID



Demon Tweeks / Yokohama Classic Stock Hatch Championship

Race 10

ROW 12					
		23		24	
ROW 11	22 01:20.310 Ryan LOWRY				
	21		22		
ROW 10		96 01:15.940 Andrew KNIGHT		97 01:17.020 John HILL	
		19		20	
ROW 9	24 01:13.730 Richard HERBERT		41 01:14.050 Alan DULY		
	17		18		
ROW 8		82 01:12.080 Jamie HOWELLS		37 01:12.780 Keith MORGAN	
		15		16	
ROW 7	45 01:11.460 Andy PHILPOTTS		47 01:11.980 Michael WILLIAMSON		
	13		14		
ROW 6		78 01:10.530 Thomas LANGFORD		59 01:11.330 Daniel GIBSON	
		11		12	
ROW 5	89 01:10.390 Martin CAYZER		23 01:10.400 Mark WEBSTER		
	9		10		
ROW 4		90 01:10.160 Martyn FOWDREY		58 01:10.320 Derek ROZIER	
		7		8	
ROW 3	95 01:09.780 Edward COOPER		79 01:09.890 Andrew LIGHTFOOT		
	5		6		
ROW 2		40 01:09.320 Paul THORPE		42 01:09.430 Lee SCOTT	
		3		4	
ROW 1	36 01:08.080 Matt ROZIER		66 01:09.260 Damian COTTRELL		
	1		2		
	POLE				





Provisional Results - Race 10

Demon Tweeks / Yokohama Classic Stock Hatch Championship

Pl	No	Cl	Name	Car	Laps	Time	Behind	MPH	Best Lap on	MPH
1	42		Lee SCOTT	Ford Fiesta XR2i	10	11:56.70		60.23	1:09.48	10 62.12
2	66		Damian COTTRELL	Vauxhall Nova GTE	10	11:58.47	1.77	60.08	1:09.59	9 62.03
3	79		Andrew LIGHTFOOT	Ford Fiesta XR2	10	11:59.14	2.44	60.02	1:09.48	9 62.12
4	95		Edward COOPER	Vauxhall Nova GTE	10	11:59.97	3.27	59.95	1:09.64	10 61.98
5	40		Paul THORPE	Ford Fiesta XR2i	10	12:00.29	3.59	59.93	1:09.77	10 61.87
6	45		Andy PHILPOTTS	Ford Fiesta XR2i	10	12:01.75	5.05	59.80	1:09.37	7 62.22
7	58		Derek ROZIER	Peugeot 205 GTi	10	12:03.08	6.38	59.69	1:10.63	6 61.11
8	89		Martin CAYZER	Ford Fiesta XR2	10	12:04.40	7.70	59.59	1:09.97	7 61.69
9	78		Thomas LANGFORD	Peugeot 205 GTi	10	12:06.50	9.80	59.41	1:10.21	5 61.48
10	36		Matt ROZIER	Peugeot 205 GTi	10	12:08.21	11.51	59.27	1:09.04	10 62.52
11	37		Keith MORGAN	Suzuki Swift GTi	10	12:28.24	31.54	57.69	1:11.96	3 59.98
12	59		Daniel GIBSON	Ford Fiesta XR2	10	12:31.80	35.10	57.41	1:12.14	5 59.83
13	47		Michael WILLIAMSON	Ford Fiesta XR2	10	12:48.58	51.88	56.16	1:14.03	8 58.31
14	41		Alan DULY	Ford Fiesta XR2i	10	13:00.13	1:03.43	55.33	1:15.09	8 57.48
15	23		Mark WEBSTER	Ford Fiesta XR2i	10	13:07.60	1:10.90	54.80	1:13.24	2 58.94
16	22		Ryan LOWRY	Ford Fiesta XR2i	9	12:22.99	1 Lap	52.29	1:18.12	4 55.25
17	82		Jamie HOWELLS	Ford Fiesta XR2	9	12:23.22	1 Lap	52.27	1:12.96	7 59.16

Not-Classified

96	Andrew KNIGHT	Peugeot 205 GTi	6	8:07.30	DNF	53.15	1:15.21	6 57.39
97	John HILL	Peugeot 205 GTi	4	5:32.48	DNF	51.93	1:17.74	2 55.52
90	Martyn FOWDREY	Ford Fiesta XR2	2	2:37.88	DNF	54.68	1:13.18	2 58.98
24	Richard HERBERT	Ford Fiesta XR2	2	2:42.97	DNF	52.97	1:13.84	2 58.46

Fastest Lap

36	Matt ROZIER	Peugeot 205 GTi					1:09.04	10 62.52
----	-------------	-----------------	--	--	--	--	---------	----------

Weather / Track: Raining / Wet

Start Time : 17:27

Brands Hatch Indy

28 Apr 12 17:41

Clerk of Course :	Time Issued :	Chief Timekeeper : Terry Stevens
-------------------	---------------	----------------------------------

THESE RESULTS REMAIN PROVISIONAL FOR A MINIMUM OF 30 MINUTES FROM THE TIME OF ISSUE AND UNTIL ALL JUDICIAL AND TECHNICAL MATTERS HAVE BEEN SETTLED.

Results produced on HS Sports Timing and Results Systems

Lap Chart

Demon Tweeks / Yokohama Classic Stock Hatch Championship - Race 10

Lap 1		Lap 2		Lap 3		Lap 4		Lap 5		Lap 6		Lap 7		Lap 8		Lap 9		Lap 10	
No	Time	No	Time	No	Time	No	Time	No	Time	No	Time	No	Time	No	Time	No	Time	No	Time
36	1:18.89	36	2:29.72	36	3:39.93	36	4:50.30	66	6:04.76	66	7:15.66	66	8:27.11	42	9:37.40	42	10:47.22	42	11:56.70
66	1:19.56	66	2:31.23	66	3:42.53	66	4:54.24	42	6:05.22	36	7:16.12	36	8:27.19	66	9:38.94	66	10:48.53	66	11:58.47
42	1:20.12	42	2:31.74	42	3:42.95	42	4:54.27	40	6:05.44	42	7:16.17	42	8:27.21	95	9:39.71	79	10:49.65	79	11:59.14
40	1:20.60	40	2:32.37	40	3:43.29	40	4:54.69	36	6:05.74	40	7:16.69	40	8:27.42	79	9:40.17	95	10:50.33	95	11:59.97
58	1:21.12	58	2:33.59	58	3:44.53	95	4:56.27	95	6:07.08	95	7:17.48	95	8:28.39	40	9:40.40	40	10:50.52	40	12:00.29
95	1:22.47	95	2:34.10	95	3:45.17	58	4:56.84	58	6:07.70	58	7:18.33	58	8:29.02	58	9:41.45	45	10:52.05	45	12:01.75
90	1:24.70	89	2:36.75	89	3:48.00	89	4:58.78	89	6:08.90	79	7:19.84	79	8:29.38	89	9:41.82	58	10:52.14	58	12:03.08
89	1:24.88	90	2:37.88	79	3:49.72	79	5:00.11	79	6:09.79	89	7:20.57	89	8:30.54	45	9:42.01	89	10:53.61	89	12:04.40
78	1:25.76	78	2:38.20	78	3:50.05	78	5:01.07	78	6:11.28	78	7:21.70	45	8:31.19	78	9:44.59	78	10:56.07	78	12:06.50
45	1:26.43	45	2:38.87	45	3:50.71	45	5:01.68	45	6:12.08	45	7:21.82	78	8:33.76	82	9:48.87 *1	36	10:59.17	36	12:08.21
79	1:27.05	79	2:39.00	37	3:53.16	37	5:05.72	37	6:18.64	37	7:31.84	82	8:35.91 *1	36	9:49.47	22	11:00.76 *1	22	12:22.99 *1
23	1:27.35	23	2:40.59	59	3:55.52	59	5:07.92	59	6:20.06	59	7:32.54	37	8:44.67	37	10:01.80	82	11:06.41 *1	82	12:23.22 *1
37	1:27.96	37	2:41.20	47	4:05.55	47	5:19.93	47	6:34.24	47	7:49.48	59	8:45.40	59	10:05.27	37	11:15.00	37	12:28.24
59	1:28.56	59	2:42.54	41	4:08.31	41	5:25.70	41	6:41.20	41	7:57.25	47	9:04.20	47	10:18.23	59	11:17.63	59	12:31.80
24	1:29.13	24	2:42.97	97	4:12.31	22	5:32.04	22	6:51.78	96	8:07.30	41	9:14.03	41	10:29.12	47	11:32.81	47	12:48.58
47	1:32.06	47	2:46.39	22	4:13.92	97	5:32.48	96	6:52.09	23	8:09.13	23	9:24.24	23	10:38.71	41	11:44.93	41	13:00.13
82	1:32.12	41	2:50.32	96	4:15.05	96	5:32.94	23	6:54.47	22	8:12.41	22	9:33.55			23	11:53.85	23	13:07.60
22	1:32.46	97	2:53.14	82	4:21.29	82	5:38.53	82	7:09.84										
41	1:33.11	22	2:53.68	23	4:24.03	23	5:39.56												
97	1:35.40	96	2:55.06																
96	1:36.21	82	3:05.10																

Demon Tweeks / Yokohama Classic Stock Hatch Championship

LAP TIMES - Race 10

22	Ryan LOWRY										
	Lap	1	2	3	4	5	6	7	8	9	10
	1	1:23.45	1:21.22	1:20.24	1:18.12	1:19.74	1:20.63	1:21.14	1:27.21	1:22.23	
23	Mark WEBSTER										
	Lap	1	2	3	4	5	6	7	8	9	10
	1	1:21.39	1:13.24	1:43.44	1:15.53	1:14.91	1:14.66	1:15.11	1:14.47	1:15.14	1:13.75
24	Richard HERBERT										
	Lap	1	2	3	4	5	6	7	8	9	10
	1	1:21.05	1:13.84								
36	Matt ROZIER										
	Lap	1	2	3	4	5	6	7	8	9	10
	1	1:15.10	1:10.83	1:10.21	1:10.37	1:15.44	1:10.38	1:11.07	1:22.28	1:09.70	1:09.04
37	Keith MORGAN										
	Lap	1	2	3	4	5	6	7	8	9	10
	1	1:20.29	1:13.24	1:11.96	1:12.56	1:12.92	1:13.20	1:12.83	1:17.13	1:13.20	1:13.24
40	Paul THORPE										
	Lap	1	2	3	4	5	6	7	8	9	10
	1	1:16.12	1:11.77	1:10.92	1:11.40	1:10.75	1:11.25	1:10.73	1:12.98	1:10.12	1:09.77
41	Alan DULY										
	Lap	1	2	3	4	5	6	7	8	9	10
	1	1:25.16	1:17.21	1:17.99	1:17.39	1:15.50	1:16.05	1:16.78	1:15.09	1:15.81	1:15.20
42	Lee SCOTT										
	Lap	1	2	3	4	5	6	7	8	9	10
	1	1:15.55	1:11.62	1:11.21	1:11.32	1:10.95	1:10.95	1:11.04	1:10.19	1:09.82	1:09.48
45	Andy PHILPOTTS										
	Lap	1	2	3	4	5	6	7	8	9	10
	1	1:19.45	1:12.44	1:11.84	1:10.97	1:10.40	1:09.74	1:09.37	1:10.82	1:10.04	1:09.70
47	Michael WILLIAMSON										
	Lap	1	2	3	4	5	6	7	8	9	10
	1	1:24.82	1:14.33	1:19.16	1:14.38	1:14.31	1:15.24	1:14.72	1:14.03	1:14.58	1:15.77
58	Derek ROZIER										
	Lap	1	2	3	4	5	6	7	8	9	10
	1	1:15.55	1:12.47	1:10.94	1:12.31	1:10.86	1:10.63	1:10.69	1:12.43	1:10.69	1:10.94
59	Daniel GIBSON										
	Lap	1	2	3	4	5	6	7	8	9	10
	1	1:22.14	1:13.98	1:12.98	1:12.40	1:12.14	1:12.48	1:12.86	1:19.87	1:12.36	1:14.17
66	Damian COTTRELL										
	Lap	1	2	3	4	5	6	7	8	9	10
	1	1:15.45	1:11.67	1:11.30	1:11.71	1:10.52	1:10.90	1:11.45	1:11.83	1:09.59	1:09.94

78	Thomas LANGFORD									
Lap	1	2	3	4	5	6	7	8	9	10
1	1:19.24	1:12.44	1:11.85	1:11.02	1:10.21	1:10.42	1:12.06	1:10.83	1:11.48	1:10.43
79	Andrew LIGHTFOOT									
Lap	1	2	3	4	5	6	7	8	9	10
1	1:22.07	1:11.95	1:10.72	1:10.39	1:09.68	1:10.05	1:09.54	1:10.79	1:09.48	1:09.49
82	Jamie HOWELLS									
Lap	1	2	3	4	5	6	7	8	9	10
1	1:24.76	1:32.98	1:16.19	1:17.24	1:31.31	1:26.07	1:12.96	1:17.54	1:16.81	
89	Martin CAYZER									
Lap	1	2	3	4	5	6	7	8	9	10
1	1:18.66	1:11.87	1:11.25	1:10.78	1:10.12	1:11.67	1:09.97	1:11.28	1:11.79	1:10.79
90	Martyn FOWDREY									
Lap	1	2	3	4	5	6	7	8	9	10
1	1:19.27	1:13.18								
95	Edward COOPER									
Lap	1	2	3	4	5	6	7	8	9	10
1	1:17.40	1:11.63	1:11.07	1:11.10	1:10.81	1:10.40	1:10.91	1:11.32	1:10.62	1:09.64
96	Andrew KNIGHT									
Lap	1	2	3	4	5	6	7	8	9	10
1	1:27.47	1:18.85	1:19.99	1:17.89	1:19.15	1:15.21				
97	John HILL									
Lap	1	2	3	4	5	6	7	8	9	10
1	1:26.17	1:17.74	1:19.17	1:20.17						



P10 - Provisional Qualifying Times for Races 10 & 16

Demon Tweeks / Yokohama Classic Stock Hatch Championship

2nd Best Times

Pl	No	Cl	Name	Car	Laps	2nd Best on Lap
1	36		Matt ROZIER	Peugeot 205 GTi	9	1:08.89 5
2	42		Lee SCOTT	Ford Fiesta XR2i	11	1:09.44 7
3	40		Paul THORPE	Ford Fiesta XR2i	9	1:09.82 6
4	66		Damian COTTRELL	Vauxhall Nova GTE	6	1:10.20 6
5	95		Edward COOPER	Vauxhall Nova GTE	10	1:10.29 6
6	89		Martin CAYZER	Ford Fiesta XR2	10	1:10.41 7
7	90		Martyn FOWDREY	Ford Fiesta XR2	8	1:10.45 4
8	79		Andrew LIGHTFOOT	Ford Fiesta XR2	9	1:10.48 9
9	78		Thomas LANGFORD	Peugeot 205 GTi	9	1:10.53 5
10	58		Derek ROZIER	Peugeot 205 GTi	8	1:10.79 3
11	23		Mark WEBSTER	Ford Fiesta XR2i	9	1:10.90 7
12	59		Daniel GIBSON	Ford Fiesta XR2	10	1:11.67 10
13	82		Jamie HOWELLS	Ford Fiesta XR2	8	1:12.08 4
14	47		Michael WILLIAMSON	Ford Fiesta XR2	10	1:12.37 7
15	37		Keith MORGAN	Suzuki Swift GTi	10	1:12.90 7
16	45		Andy PHILPOTTS	Ford Fiesta XR2i	7	1:13.56 5
17	24		Richard HERBERT	Ford Fiesta XR2	10	1:14.20 4
18	41		Alan DULY	Ford Fiesta XR2i	9	1:16.41 3
19	97		John HILL	Peugeot 205 GTi	5	1:20.04 3
20	22		Ryan LOWRY	Ford Fiesta XR2i	8	1:20.66 6
21	96		Andrew KNIGHT/NO TRANSPONDER	Peugeot 205 GTi	8	1:21.48 3

Exclusions

20 SRD Robert BENNETT

MEV Rocket

Qualified out of session for races 3 & 21

No 96 - No transponder signal detected

Weather / Track:

Start Time : 12:08


Brands Hatch Indy

28 Apr 12 12:26


Clerk of Course :	Time Issued :	Chief Timekeeper : Terry Stevens
-------------------	---------------	----------------------------------

THESE RESULTS REMAIN PROVISIONAL FOR A MINIMUM OF 30 MINUTES FROM THE TIME OF ISSUE AND UNTIL ALL JUDICIAL AND TECHNICAL MATTERS HAVE BEEN SETTLED.

Results produced on HS Sports Timing and Results Systems. Results online at www.750MC.co.uk



RACE GRID



Demon Tweeks / Yokohama Classic Stock Hatch Championship

Race 16

ROW 12					
		23		24	
ROW 11	96	01:21.480 Andrew KNIGHT			
	21		22		
ROW 10		97	01:20.040 John HILL	22	01:20.660 Ryan LOWRY
		19		20	
ROW 9	24	01:14.200 Richard HERBERT		41	01:16.410 Alan DULY
	17		18		
ROW 8		37	01:12.900 Keith MORGAN	45	01:13.560 Andy PHILPOTTS
		15		16	
ROW 7	82	01:12.080 Jamie HOWELLS		47	01:12.370 Michael WILLIAMSON
	13		14		
ROW 6		23	01:10.900 Mark WEBSTER	59	01:11.670 Daniel GIBSON
		11		12	
ROW 5	78	01:10.530 Thomas LANGFORD		58	01:10.790 Derek ROZIER
	9		10		
ROW 4		90	01:10.450 Martyn FOWDREY	79	01:10.480 Andrew LIGHTFOOT
		7		8	
ROW 3	95	01:10.290 Edward COOPER		89	01:10.410 Martin CAYZER
	5		6		
ROW 2		40	01:09.820 Paul THORPE	66	01:10.200 Damian COTTRELL
		3		4	
ROW 1	36	01:08.890 Matt ROZIER		42	01:09.440 Lee SCOTT
	1		2		
	POLE				



Provisional Results - Race 16

Demon Tweeks / Yokohama Classic Stock Hatch Championship

Pl	No	Cl	Name	Car	Laps	Time	Behind	MPH	Best Lap on	MPH
1	40		Paul THORPE	Ford Fiesta XR2i	6	7:00.39		61.61	1:08.14	6 63.35
2	36		Matt ROZIER	Peugeot 205 GTi	6	7:00.72	0.33	61.56	1:08.43	6 63.08
3	79		Andrew LIGHTFOOT	Ford Fiesta XR2	6	7:03.49	3.10	61.15	1:08.72	4 62.81
4	45		Andy PHILPOTTS	Ford Fiesta XR2i	6	7:04.54	4.15	61.00	1:08.17	6 63.32
5	95		Edward COOPER	Vauxhall Nova GTE	6	7:05.93	5.54	60.80	1:09.05	3 62.51
6	42		Lee SCOTT	Ford Fiesta XR2i	6	7:06.34	5.95	60.75	1:08.99	5 62.57
7	78		Thomas LANGFORD	Peugeot 205 GTi	6	7:10.94	10.55	60.10	1:08.68	5 62.85
8	59		Daniel GIBSON	Ford Fiesta XR2	6	7:13.14	12.75	59.79	1:09.59	6 62.03
9	58		Derek ROZIER	Peugeot 205 GTi	6	7:14.32	13.93	59.63	1:09.26	5 62.32
10	89		Martin CAYZER	Ford Fiesta XR2	6	7:18.96	18.57	59.00	1:09.59	5 62.03
11	23		Mark WEBSTER	Ford Fiesta XR2i	6	7:18.98	18.59	59.00	1:10.95	3 60.84
12	37		Keith MORGAN	Suzuki Swift GTi	6	7:33.34	32.95	57.13	1:11.25	4 60.58
13	47		Michael WILLIAMSON	Ford Fiesta XR2	6	7:35.01	34.62	56.92	1:12.52	4 59.52
14	90		Martyn FOWDREY	Ford Fiesta XR2	6	7:38.53	38.14	56.48	1:10.29	5 61.41
15	41		Alan DULY	Ford Fiesta XR2i	6	7:39.36	38.97	56.38	1:13.59	4 58.65
16	22		Ryan LOWRY	Ford Fiesta XR2i	6	7:50.60	50.21	55.03	1:16.05	6 56.76
Not-Classified										
	24		Richard HERBERT	Ford Fiesta XR2	1	1:28.33	DNF	48.87	1:18.42	3 55.04
	66		Damian COTTRELL	Vauxhall Nova GTE	0		Starter			
	82		Jamie HOWELLS	Ford Fiesta XR2	0		Starter			
Non-Starters										
	96		Andrew KNIGHT	Peugeot 205 GTi						
	97		John HILL	Peugeot 205 GTi						
Fastest Lap										
	40		Paul THORPE	Ford Fiesta XR2i					1:08.14	6 63.35

Weather / Track:

Start Time : 12:40

Brands Hatch Indy

29 Apr 12 12:51

Clerk of Course :	Time Issued :	Chief Timekeeper : Terry Stevens
-------------------	---------------	----------------------------------

THESE RESULTS REMAIN PROVISIONAL FOR A MINIMUM OF 30 MINUTES FROM THE TIME OF ISSUE AND UNTIL ALL JUDICIAL AND TECHNICAL MATTERS HAVE BEEN SETTLED.

Lap Chart

Demon Tweeks / Yokohama Classic Stock Hatch Championship - Race 16

Lap 1		Lap 2		Lap 3		Lap 4		Lap 5		Lap 6		Lap 7		Lap 8		Lap 9		Lap 10	
No	Time	No	Time	No	Time	No	Time	No	Time	No	Time	No	Time	No	Time	No	Time	No	Time
36	1:16.22	36	2:25.46	36	3:34.53	36	4:43.30	40	5:52.25	40	7:00.39								
40	1:17.13	40	2:25.81	40	3:34.99	40	4:43.48	36	5:52.29	36	7:00.72								
79	1:17.66	79	2:26.45	79	3:35.39	79	4:44.11	79	5:52.95	79	7:03.49								
95	1:18.51	95	2:28.15	95	3:37.20	95	4:46.99	45	5:56.37	45	7:04.54								
45	1:19.28	45	2:28.90	45	3:37.79	45	4:47.21	95	5:56.81	95	7:05.93								
42	1:19.70	42	2:29.61	42	3:39.13	42	4:48.22	42	5:57.21	42	7:06.34								
89	1:20.13	23	2:32.82	59	3:43.15	78	4:52.75	78	6:01.43	78	7:10.94								
58	1:20.61	59	2:33.07	78	3:43.34	59	4:53.84	59	6:03.55	59	7:13.14								
23	1:21.43	78	2:33.20	23	3:43.77	23	4:55.28	58	6:04.80	58	7:14.32								
59	1:22.27	37	2:34.59	58	3:45.66	58	4:55.54	23	6:07.11	89	7:18.96								
78	1:22.57	58	2:35.47	37	3:45.94	37	4:57.19	89	6:08.53	23	7:18.98								
37	1:22.92	90	2:36.16	89	3:49.16	89	4:58.94	47	6:20.70	37	7:33.34								
90	1:24.31	89	2:37.04	47	3:53.88	47	5:06.40	37	6:21.45	47	7:35.01								
22	1:26.30	47	2:40.97	41	3:58.03	41	5:11.62	41	6:25.74	90	7:38.53								
47	1:27.06	41	2:43.77	22	4:00.49	22	5:17.34	90	6:28.18	41	7:39.36								
41	1:27.82	22	2:44.18	90	4:06.85	90	5:17.89	22	6:34.55	22	7:50.60								
24	1:28.33																		

Demon Tweeks / Yokohama Classic Stock Hatch Championship

LAP TIMES - Race 16

22	Ryan LOWRY										
	Lap	1	2	3	4	5	6	7	8	9	10
	1	1:18.69	1:17.88	1:16.31	1:16.85	1:17.21	1:16.05				
23	Mark WEBSTER										
	Lap	1	2	3	4	5	6	7	8	9	10
	1	1:15.74	1:11.39	1:10.95	1:11.51	1:11.83	1:11.87				
24	Richard HERBERT										
	Lap	1	2	3	4	5	6	7	8	9	10
	1	1:20.18									
36	Matt ROZIER										
	Lap	1	2	3	4	5	6	7	8	9	10
	1	1:12.77	1:09.24	1:09.07	1:08.77	1:08.99	1:08.43				
37	Keith MORGAN										
	Lap	1	2	3	4	5	6	7	8	9	10
	1	1:15.58	1:11.67	1:11.35	1:11.25	1:24.26	1:11.89				
40	Paul THORPE										
	Lap	1	2	3	4	5	6	7	8	9	10
	1	1:13.45	1:08.68	1:09.18	1:08.49	1:08.77	1:08.14				
41	Alan DULY										
	Lap	1	2	3	4	5	6	7	8	9	10
	1	1:20.81	1:15.95	1:14.26	1:13.59	1:14.12	1:13.62				
42	Lee SCOTT										
	Lap	1	2	3	4	5	6	7	8	9	10
	1	1:14.65	1:09.91	1:09.52	1:09.09	1:08.99	1:09.13				
45	Andy PHILPOTTS										
	Lap	1	2	3	4	5	6	7	8	9	10
	1	1:14.24	1:09.62	1:08.89	1:09.42	1:09.16	1:08.17				
47	Michael WILLIAMSON										
	Lap	1	2	3	4	5	6	7	8	9	10
	1	1:19.76	1:13.91	1:12.91	1:12.52	1:14.30	1:14.31				
58	Derek ROZIER										
	Lap	1	2	3	4	5	6	7	8	9	10
	1	1:15.09	1:14.86	1:10.19	1:09.88	1:09.26	1:09.52				
59	Daniel GIBSON										
	Lap	1	2	3	4	5	6	7	8	9	10
	1	1:16.19	1:10.80	1:10.08	1:10.69	1:09.71	1:09.59				
78	Thomas LANGFORD										
	Lap	1	2	3	4	5	6	7	8	9	10
	1	1:16.58	1:10.63	1:10.14	1:09.41	1:08.68	1:09.51				

79	Andrew LIGHTFOOT										
	Lap	1	2	3	4	5	6	7	8	9	10
	1	1:13.67	1:08.79	1:08.94	1:08.72	1:08.84	1:10.54				

89	Martin CAYZER										
	Lap	1	2	3	4	5	6	7	8	9	10
	1	1:15.13	1:16.91	1:12.12	1:09.78	1:09.59	1:10.43				

90	Martyn FOWDREY										
	Lap	1	2	3	4	5	6	7	8	9	10
	1	1:16.54	1:11.85	1:30.69	1:11.04	1:10.29	1:10.35				

95	Edward COOPER										
	Lap	1	2	3	4	5	6	7	8	9	10
	1	1:13.83	1:09.64	1:09.05	1:09.79	1:09.82	1:09.12				