



Classic Stock Hatch Championship

Brands Hatch Indy Circuit

26-27th April 2014



www.750mc.co.uk

Classic Stock Hatch Championship

P6

Pl	No	Cl	Name	Car	Laps	Time on Lap	Behind	MPH	
1	1		Lee SCOTT	Ford Fiesta XR2i	7	1:03.14	6	68.88	
2	79		Andrew LIGHTSTEAD	Ford Fiesta XR2	7	1:03.95	6	0.81	68.00
3	4		Andy PHILPOTTS	Ford Fiesta XR2i	7	1:04.46	7	1.32	67.47
4	14		Andrew THORPE	Citroen AX GTi	7	1:04.47	5	1.33	67.45
5	2		Matt ROZIER	Peugeot 205 GTi	7	1:05.55	5	2.41	66.34
6	90		Martyn FOWDREY	Ford Fiesta XR2	7	1:05.64	7	2.50	66.25
7	88		Martin CAYZER	Ford Fiesta XR2i	7	1:05.91	7	2.77	65.98
8	82		Stuart WINDOW	Citroen AX GTi	7	1:06.11	5	2.97	65.78
9	46		Jon PEERLESS	Peugeot 205 GTi	6	1:06.30	6	3.16	65.59
10	95		Edward COOPER	Vauxhall Nova GSi	7	1:07.05	5	3.91	64.86
11	67		Matthew STUBBINGTON	Peugeot 205 GTi	7	1:07.86	6	4.72	64.08
12	7		Derek ROZIER	Peugeot 205 GTi	7	1:07.92	5	4.78	64.03
13	32		Mervyn BECKETT	Vauxhall Nova GTE	7	1:08.16	7	5.02	63.80
14	13		Michael WILLIAMSON	Ford Fiesta XR2	7	1:08.30	5	5.16	63.67
15	47		Gordon MACMILLAN	Peugeot 205 GTi	7	1:09.58	7	6.44	62.50
16	35		Mark WEBSTER	Ford Fiesta XR2i	7	1:10.05	7	6.91	62.08
17	41		Alan DULY	Ford Fiesta XR2i	7	1:10.36	6	7.22	61.81
18	37		Keith MORGAN	Suzuki Swift GTi	6	1:10.56	5	7.42	61.63
19	56		Ryan CLARKE	Peugeot 205GTi	7	1:11.44	5	8.30	60.87
20	22		John HILL	Peugeot 205 GTi	6	1:11.48	5	8.34	60.84
21	34		Ben WARD	Ford Fiesta XR2	7	1:11.68	6	8.54	60.67
22	29		Gregory DOWIE	Ford Fiesta XR2	6	1:11.92	6	8.78	60.47
23	11		Ryan LOWRY	Ford Fiesta XR2i	6	1:12.47	5	9.33	60.01
24	64		Bill PARIERA	Citroen AX GTi	5	1:13.92	4	10.78	58.83
25	21		Paul ROZIER	Ford Fiesta XR2	6	1:14.73	5	11.59	58.19
26	87		Stewart PLACE	Peugeot 205 GTi	6	1:17.74	6	14.60	55.94
27	99		Gavin JOHNSON	Ford Fiesta XR2i	6	1:19.00	5	15.86	55.05
28	91		Chris JONES	Ford Fiesta XR2i	5	1:29.43	5	26.29	48.63

Weather / Track: Cloudy / Damp

Start Time : 11:26

Brands Hatch Indy

26 Apr 14 11:43

Clerk of Course :	Time Issued :	Chief Timekeeper : Terry Stevens
-------------------	---------------	----------------------------------

THESE RESULTS REMAIN PROVISIONAL FOR A MINIMUM OF 30 MINUTES FROM THE TIME OF ISSUE AND UNTIL ALL JUDICIAL AND TECHNICAL MATTERS HAVE BEEN SETTLED.

Demon Tweeks / Yokohama Classic Stock Hatch Championship

LAP TIMES - P6

1	Lee SCOTT										
	Lap	1	2	3	4	5	6	7	8	9	10
	1	1:15.77	1:06.85	1:08.00	1:04.86	1:05.13	1:03.14	1:03.98			
2	Matt ROZIER										
	Lap	1	2	3	4	5	6	7	8	9	10
	1	1:15.61	1:10.40	1:08.50	1:07.18	1:05.55	1:07.97	1:08.39			
4	Andy PHILPOTTS										
	Lap	1	2	3	4	5	6	7	8	9	10
	1	1:13.28	1:09.48	1:06.78	1:12.24	1:06.47	1:05.12	1:04.46			
7	Derek ROZIER										
	Lap	1	2	3	4	5	6	7	8	9	10
	1	1:17.85	1:14.67	1:10.49	1:09.57	1:07.92	1:07.97	1:07.94			
11	Ryan LOWRY										
	Lap	1	2	3	4	5	6	7	8	9	10
	1	1:21.26	1:16.01	1:14.29	1:12.49	1:12.47	1:13.33				
13	Michael WILLIAMSON										
	Lap	1	2	3	4	5	6	7	8	9	10
	1	1:20.32	1:14.90	1:10.45	1:11.58	1:08.30	1:09.06	1:08.44			
14	Andrew THORPE										
	Lap	1	2	3	4	5	6	7	8	9	10
	1	1:13.83	1:09.47	1:07.33	1:06.20	1:04.47	1:05.85	1:07.43			
21	Paul ROZIER										
	Lap	1	2	3	4	5	6	7	8	9	10
	1	1:24.79	1:17.92	1:16.01	1:14.92	1:14.73	1:15.38				
22	John HILL										
	Lap	1	2	3	4	5	6	7	8	9	10
	1	1:16.48	1:17.31	1:18.06	1:16.27	1:11.48	1:16.01				
29	Gregory DOWIE										
	Lap	1	2	3	4	5	6	7	8	9	10
	1	1:25.15	1:16.05	1:13.54	1:13.07	1:13.76	1:11.92				
32	Mervyn BECKETT										
	Lap	1	2	3	4	5	6	7	8	9	10
	1	1:20.37	1:12.14	1:46.06	1:10.60	1:12.11	1:09.81	1:08.16			
34	Ben WARD										
	Lap	1	2	3	4	5	6	7	8	9	10
	1	1:23.58	1:17.89	1:14.68	1:15.61	1:12.07	1:11.68	1:11.88			
35	Mark WEBSTER										
	Lap	1	2	3	4	5	6	7	8	9	10
	1	1:19.74	1:12.13	1:11.49	1:24.89	1:11.66	1:10.85	1:10.05			

37	Keith MORGAN										
	Lap	1	2	3	4	5	6	7	8	9	10
	1	1:15.63	1:14.78	1:27.97	1:13.55	1:10.56	1:11.40				
41	Alan DULY										
	Lap	1	2	3	4	5	6	7	8	9	10
	1	1:22.63	1:14.27	1:12.64	1:16.17	1:11.67	1:10.36	1:14.46			
46	Jon PEERLESS										
	Lap	1	2	3	4	5	6	7	8	9	10
	1	1:16.93	1:10.82	1:11.68	1:09.22	1:09.46	1:06.30				
47	Gordon MACMILLAN										
	Lap	1	2	3	4	5	6	7	8	9	10
	1	1:15.82	1:11.75	1:24.38	1:12.27	1:10.62	1:10.82	1:09.58			
56	Ryan CLARKE										
	Lap	1	2	3	4	5	6	7	8	9	10
	1	1:22.20	1:16.54	1:15.68	1:15.12	1:11.44	1:11.44	1:12.98			
64	Bill PARIERA										
	Lap	1	2	3	4	5	6	7	8	9	10
	1	1:25.64	1:18.95	1:21.35	1:13.92	2:04.66					
67	Matthew STUBBINGTON										
	Lap	1	2	3	4	5	6	7	8	9	10
	1	1:17.35	1:12.18	1:11.02	1:10.84	1:08.54	1:07.86	1:08.67			
79	Andrew LIGHTSTEAD										
	Lap	1	2	3	4	5	6	7	8	9	10
	1	1:18.34	1:10.76	1:06.81	1:05.02	1:06.97	1:03.95	1:04.77			
82	Stuart WINDOW										
	Lap	1	2	3	4	5	6	7	8	9	10
	1	1:21.19	1:16.21	1:11.55	1:08.59	1:06.11	1:06.29	1:09.07			
87	Stewart PLACE										
	Lap	1	2	3	4	5	6	7	8	9	10
	1	1:33.37	1:23.39	1:22.12	1:21.34	1:21.31	1:17.74				
88	Martin CAYZER										
	Lap	1	2	3	4	5	6	7	8	9	10
	1	1:14.51	1:08.24	1:06.81	1:18.91	1:07.14	1:06.78	1:05.91			
90	Martyn FOWDREY										
	Lap	1	2	3	4	5	6	7	8	9	10
	1	1:16.39	1:10.13	1:08.18	1:10.15	1:08.32	1:06.19	1:05.64			
91	Chris JONES										
	Lap	1	2	3	4	5	6	7	8	9	10
	1	1:30.26	1:29.99	1:31.61	1:32.45	1:29.43					
95	Edward COOPER										
	Lap	1	2	3	4	5	6	7	8	9	10
	1	1:19.46	1:11.78	1:10.85	1:09.02	1:07.05	1:08.38	1:07.25			

99 Gavin JOHNSON

Lap	1	2	3	4	5	6	7	8	9	10
1	1:25.51	1:22.23	1:20.73	1:20.82	1:19.00	1:32.16				


RACE GRID

Demon Tweeks / Yokohama Classic Stock Hatch Championship

Race 8

ROW 14	99 01:19.000 Gavin JOHNSON 27	91 01:29.430 Chris JONES 28
ROW 13	21 01:14.730 Paul ROZIER 25	87 01:17.740 Stewart PLACE 26
ROW 12	11 01:12.470 Ryan LOWRY 23	64 01:13.920 Bill PARIERA 24
ROW 11	34 01:11.680 Ben WARD 21	29 01:11.920 Gregory DOWIE 22
ROW 10	56 01:11.440 Ryan CLARKE 19	22 01:11.480 John HILL 20
ROW 9	41 01:10.360 Alan DULY 17	37 01:10.560 Keith MORGAN 18
ROW 8	47 01:09.580 Gordon MACMILLAN 15	35 01:10.050 Mark WEBSTER 16
ROW 7	32 01:08.160 Mervyn BECKETT 13	13 01:08.300 Michael WILLIAMSON 14
ROW 6	67 01:07.860 Matthew STUBBINGTON 11	7 01:07.920 Derek ROZIER 12
ROW 5	46 01:06.300 Jon PEERLESS 9	95 01:07.050 Edward COOPER 10
ROW 4	88 01:05.910 Martin CAYZER 7	82 01:06.110 Stuart WINDOW 8
ROW 3	2 01:05.550 Matt ROZIER 5	90 01:05.640 Martyn FOWDREY 6
ROW 2	4 01:04.460 Andy PHILPOTTS 3	14 01:04.470 Andrew THORPE 4
ROW 1	1 01:03.140 Lee SCOTT 1	79 01:03.950 Andrew LIGHTSTEAD 2

POLE



Classic Stock Hatch Championship

Provisional Results - Race 8

Pl	No	Cl	Name	Car	Laps	Time	Behind	MPH	Best Lap on	MPH	
1	1		Lee SCOTT	Ford Fiesta XR2i	14	13:58.42		72.62	58.64	10	74.16
2	4		Andy PHILPOTTS	Ford Fiesta XR2i	14	14:01.52	3.10	72.35	58.75	14	74.02
3	14		Andrew THORPE	Citroen AX GTi	14	14:02.14	3.72	72.30	58.77	14	74.00
4	2		Matt ROZIER	Peugeot 205 GTi	14	14:02.40	3.98	72.27	58.71	4	74.07
5	67		Matthew STUBBINGTON	Peugeot 205 GTi	14	14:14.85	16.43	71.22	59.67	5	72.88
6	88		Martin CAYZER	Ford Fiesta XR2i	14	14:16.55	18.13	71.08	59.22	5	73.43
7	7		Derek ROZIER	Peugeot 205 GTi	14	14:17.62	19.20	70.99	59.61	14	72.95
8	79		Andrew LIGHTSTEAD	Ford Fiesta XR2	14	14:18.26	19.84	70.94	59.17	8	73.50
9	95		Edward COOPER	Vauxhall Nova GSi	14	14:19.49	21.07	70.84	59.58	6	72.99
10	13		Michael WILLIAMSON	Ford Fiesta XR2	14	14:23.84	25.42	70.48	1:00.18	7	72.26
11	82		Stuart WINDOW	Citroen AX GTi	14	14:28.15	29.73	70.13	59.51	7	73.08
12	46		Jon PEERLESS	Peugeot 205 GTi	14	14:28.53	30.11	70.10	1:00.13	7	72.32
13	90		Martyn FOWDREY	Ford Fiesta XR2	14	14:30.67	32.25	69.93	59.46	10	73.14
14	32		Mervyn BECKETT	Vauxhall Nova GTE	14	14:31.11	32.69	69.89	59.88	14	72.63
15	47		Gordon MACMILLAN	Peugeot 205 GTi	14	14:38.28	39.86	69.32	1:00.89	14	71.42
16	11		Ryan LOWRY	Ford Fiesta XR2i	14	14:38.68	40.26	69.29	1:00.33	9	72.08
17	35		Mark WEBSTER	Ford Fiesta XR2i	14	14:44.96	46.54	68.80	1:00.95	9	71.35
18	37		Keith MORGAN	Suzuki Swift GTi	14	14:53.01	54.59	68.18	1:01.71	7	70.47
19	34		Ben WARD	Ford Fiesta XR2	14	14:53.09	54.67	68.17	1:01.74	13	70.44
20	64		Bill PARIERA	Citroen AX GTi	14	14:58.91	1:00.49	67.73	1:02.00	13	70.14
21	22		John HILL	Peugeot 205 GTi	13	14:08.66	1 Lap	66.62	1:02.54	10	69.54
22	41		Alan DULY	Ford Fiesta XR2i	13	14:22.95	1 Lap	65.51	1:01.10	6	71.18
23	87		Stewart PLACE	Peugeot 205 GTi	13	14:33.97	1 Lap	64.69	1:04.01	12	67.94
24	21		Paul ROZIER	Ford Fiesta XR2	13	14:46.90	1 Lap	63.74	1:04.35	7	67.58
25	56		Ryan CLARKE	Peugeot 205GTi	13	14:56.91	1 Lap	63.03	1:05.95	7	65.94
26	29		Gregory DOWIE	Ford Fiesta XR2	12	15:13.14	2 Laps	57.15	1:02.32	5	69.78

Not-Classified

99	Gavin JOHNSON	Ford Fiesta XR2i	9	13:15.52	DNF	49.20	1:18.59	2	55.34
91	Chris JONES	Ford Fiesta XR2i	6	11:40.29	DNF	37.26	1:12.72	3	59.80

Fastest Lap

1	Lee SCOTT	Ford Fiesta XR2i					58.64	10	74.16
---	-----------	------------------	--	--	--	--	-------	----	-------

No 79 - 10 seconds added to race time, C1.1.5 - Contact

Weather / Track: Cloudy / Dry

Start Time : 16:20

Brands Hatch Indy

26 Apr 14 17:05

Clerk of Course :	Time Issued :	Chief Timekeeper : Terry Stevens
-------------------	---------------	----------------------------------

THESE RESULTS REMAIN PROVISIONAL FOR A MINIMUM OF 30 MINUTES FROM THE TIME OF ISSUE AND UNTIL ALL JUDICIAL AND TECHNICAL MATTERS HAVE BEEN SETTLED.

Lap Chart

Demon Tweeks / Yokohama Classic Stock Hatch Championship - Race 8

Lap 1		Lap 2		Lap 3		Lap 4		Lap 5		Lap 6		Lap 7		Lap 8		Lap 9		Lap 10	
No	Time	No	Time	No	Time	No	Time	No	Time	No	Time	No	Time	No	Time	No	Time	No	Time
4	1:07.36	4	2:06.97	4	3:06.71	4	4:06.23	4	5:05.41	4	6:04.82	1	7:05.02	1	8:04.15	1	9:03.77	1	10:02.41
1	1:08.49	1	2:07.66	1	3:06.81	1	4:06.35	1	5:05.50	1	6:04.84	4	7:05.65	14	8:06.07	87	9:04.01 *1	4	10:05.26
14	1:08.59	14	2:07.89	14	3:07.02	14	4:06.85	14	5:05.98	14	6:05.20	14	7:05.87	4	8:06.10	4	9:05.90	14	10:05.51
2	1:09.71	2	2:09.56	2	3:08.77	2	4:07.48	2	5:06.38	2	6:05.68	2	7:06.54	2	8:06.23	14	9:06.22	2	10:05.85
79	1:09.72	79	2:09.59	79	3:09.68	88	4:10.40	88	5:09.62	88	6:09.10	88	7:09.27	88	8:08.66	2	9:06.75	88	10:08.40
88	1:10.64	88	2:10.44	88	3:10.26	79	4:11.00	79	5:11.11	79	6:10.47	79	7:10.76	79	8:09.93	88	9:08.57	79	10:08.87
82	1:10.88	7	2:11.54	82	3:13.37	67	4:14.27	67	5:13.94	67	6:14.08	67	7:14.00	67	8:13.95	79	9:09.23	87	10:11.03 *1
7	1:11.38	82	2:11.89	67	3:14.01	82	4:14.46	95	5:14.71	95	6:14.29	95	7:14.54	82	8:15.15	21	9:12.14 *1	67	10:14.41
67	1:12.10	67	2:12.89	95	3:14.02	95	4:14.80	82	5:15.19	82	6:15.18	82	7:14.69	95	8:16.02	56	9:12.90 *1	82	10:17.62
95	1:12.32	95	2:13.09	13	3:14.45	13	4:15.24	7	5:15.50	7	6:15.55	7	7:15.22	7	8:16.22	67	9:14.00	7	10:17.84
13	1:12.83	13	2:13.52	7	3:15.05	7	4:15.37	13	5:16.07	13	6:16.29	91	7:16.45 *3	13	8:17.46	82	9:15.46	95	10:17.87
46	1:13.54	46	2:15.20	46	3:18.06	99	4:18.03 *1	46	5:20.68	46	6:21.58	13	7:16.47	46	8:23.00	95	9:15.83	13	10:19.62
47	1:14.47	47	2:17.40	47	3:21.08	46	4:19.88	47	5:24.95	32	6:26.14	99	7:17.72 *2	32	8:27.58	7	9:16.35	56	10:20.48 *1
11	1:16.21	32	2:19.57	32	3:21.55	47	4:23.12	32	5:25.22	47	6:26.75	46	7:21.71	47	8:30.77	29	9:16.60 *1	21	10:20.73 *1
32	1:16.55	11	2:19.85	11	3:22.87	32	4:23.38	11	5:27.33	11	6:28.80	32	7:26.33	90	8:31.22	13	9:17.99	46	10:24.42
37	1:17.39	35	2:20.58	35	3:23.40	11	4:25.32	35	5:28.21	35	6:29.25	47	7:28.32	11	8:32.20	46	9:23.70	32	10:30.09
35	1:17.99	29	2:21.65	29	3:24.10	35	4:26.19	29	5:29.08	90	6:31.46	11	7:30.34	35	8:33.89	32	9:28.57	90	10:30.42
29	1:18.24	37	2:22.17	37	3:25.78	29	4:26.76	37	5:31.29	29	6:33.06	90	7:31.16	91	8:34.89 *3	90	9:30.96	47	10:32.92
22	1:18.25	34	2:22.98	91	3:25.85 *2	37	4:28.49	90	5:31.68	37	6:33.95	35	7:31.66	37	8:38.09	47	9:32.00	11	10:33.54
34	1:18.53	22	2:23.92	34	3:26.48	34	4:29.12	34	5:31.93	34	6:34.46	37	7:35.66	99	8:38.34 *2	11	9:32.53	35	10:36.89
56	1:18.54	64	2:24.33	64	3:27.37	64	4:30.48	64	5:33.76	64	6:35.95	34	7:36.38	34	8:38.49	35	9:34.84	37	10:42.99
64	1:19.98	41	2:26.74	22	3:28.32	90	4:30.69	41	5:36.23	41	6:37.33	64	7:38.85	41	8:41.02	37	9:39.92	34	10:43.48
87	1:21.90	90	2:30.09	41	3:29.69	22	4:32.35	22	5:36.96	22	6:40.14	41	7:39.18	64	8:41.55	34	9:40.84	29	10:48.32 *1
41	1:23.88	87	2:31.01	90	3:30.24	41	4:33.10	99	5:37.51 *1	87	6:54.63	22	7:43.68	22	8:46.30	64	9:46.38	64	10:48.90
21	1:24.17	56	2:31.11	56	3:37.16	91	4:43.43 *2	87	5:49.56	21	6:56.28	29	7:51.93			22	9:49.78	22	10:52.32
90	1:28.21	21	2:31.36	87	3:38.61	56	4:43.44	56	5:50.07	56	6:56.70	87	7:59.03			41	9:53.94	41	10:55.69
99	1:37.04	99	2:55.63	21	3:39.24	87	4:44.20	21	5:50.71	21	5:50.71	21	8:00.63			99	10:01.16 *2		
						21	4:45.25	91	5:56.15 *2			56	8:02.65						

Lap Chart

Demon Tweeks / Yokohama Classic Stock Hatch Championship - Race 8

Lap 11		Lap 12		Lap 13		Lap 14		Lap 15		Lap 16		Lap 17		Lap 18		Lap 19		Lap 20	
No	Time	No	Time	No	Time	No	Time	No	Time	No	Time	No	Time	No	Time	No	Time	No	Time
1	11:01.46	1	12:00.53	1	12:59.43	1	13:58.42												
4	11:04.20	4	12:03.44	22	13:01.51 *1	4	14:01.52												
14	11:04.76	14	12:04.16	4	13:02.77	14	14:02.14												
2	11:05.06	2	12:04.35	14	13:03.37	2	14:02.40												
79	11:09.21	79	12:09.44	2	13:03.63	79	14:08.26												
67	11:15.51	41	12:10.59 *1	79	13:08.80	22	14:08.66 *1												
88	11:16.76	67	12:15.19	67	13:14.90	67	14:14.85												
87	11:16.93 *1	88	12:16.36	99	13:15.52 *4	88	14:16.55												
7	11:18.31	29	12:17.60 *2	88	13:15.98	7	14:17.62												
82	11:18.59	7	12:17.96	41	13:16.29 *1	95	14:19.49												
95	11:19.09	82	12:18.63	7	13:18.01	41	14:22.95 *1												
13	11:20.59	95	12:19.05	82	13:18.32	13	14:23.84												
99	11:21.31 *3	13	12:21.62	95	13:18.78	82	14:28.15												
21	11:25.13 *1	87	12:22.56 *1	13	13:22.60	46	14:28.53												
46	11:25.91	46	12:26.52	87	13:26.57 *1	90	14:30.67												
56	11:27.56 *1	90	12:30.57	46	13:27.63	32	14:31.11												
90	11:30.22	32	12:31.33	90	13:30.67	87	14:33.97 *1												
32	11:30.48	21	12:34.63 *1	32	13:31.23	47	14:38.28												
47	11:34.20	47	12:36.03	47	13:37.39	11	14:38.68												
11	11:34.35	11	12:36.17	11	13:37.83	35	14:44.96												
35	11:38.39	35	12:40.54	21	13:41.14 *1	21	14:46.90 *1												
91	11:40.29 *5	56	12:44.19 *1	35	13:42.98	37	14:53.01												
37	11:45.33	37	12:48.07	29	13:48.22 *2	34	14:53.09												
34	11:45.76	34	12:48.56	37	13:49.99	56	14:56.91 *1												
64	11:50.95	64	12:53.98	34	13:50.30	64	14:58.91												
22	11:58.43			56	13:50.42 *1	29	15:13.14 *2												
				64	13:55.98														

Demon Tweeks / Yokohama Classic Stock Hatch Championship

LAP TIMES - Race 8

1	Lee SCOTT										
	Lap	1	2	3	4	5	6	7	8	9	10
	1	1:05.05	59.17	59.15	59.54	59.15	59.34	1:00.18	59.13	59.62	58.64
	11	59.05	59.07	58.90	58.99						
2	Matt ROZIER										
	Lap	1	2	3	4	5	6	7	8	9	10
	1	1:05.33	59.85	59.21	58.71	58.90	59.30	1:00.86	59.69	1:00.52	59.10
	11	59.21	59.29	59.28	58.77						
4	Andy PHILPOTTS										
	Lap	1	2	3	4	5	6	7	8	9	10
	1	1:03.78	59.61	59.74	59.52	59.18	59.41	1:00.83	1:00.45	59.80	59.36
	11	58.94	59.24	59.33	58.75						
7	Derek ROZIER										
	Lap	1	2	3	4	5	6	7	8	9	10
	1	1:05.97	1:00.16	1:03.51	1:00.32	1:00.13	1:00.05	59.67	1:01.00	1:00.13	1:01.49
	11	1:00.47	59.65	1:00.05	59.61						
11	Ryan LOWRY										
	Lap	1	2	3	4	5	6	7	8	9	10
	1	1:08.52	1:03.64	1:03.02	1:02.45	1:02.01	1:01.47	1:01.54	1:01.86	1:00.33	1:01.01
	11	1:00.81	1:01.82	1:01.66	1:00.85						
13	Michael WILLIAMSON										
	Lap	1	2	3	4	5	6	7	8	9	10
	1	1:07.00	1:00.69	1:00.93	1:00.79	1:00.83	1:00.22	1:00.18	1:00.99	1:00.53	1:01.63
	11	1:00.97	1:01.03	1:00.98	1:01.24						
14	Andrew THORPE										
	Lap	1	2	3	4	5	6	7	8	9	10
	1	1:04.84	59.30	59.13	59.83	59.13	59.22	1:00.67	1:00.20	1:00.15	59.29
	11	59.25	59.40	59.21	58.77						
21	Paul ROZIER										
	Lap	1	2	3	4	5	6	7	8	9	10
	1	1:15.17	1:07.19	1:07.88	1:06.01	1:05.46	1:05.57	1:04.35	1:11.51	1:08.59	1:04.40
	11	1:09.50	1:06.51	1:05.76							
22	John HILL										
	Lap	1	2	3	4	5	6	7	8	9	10
	1	1:10.56	1:05.67	1:04.40	1:04.03	1:04.61	1:03.18	1:03.54	1:02.62	1:03.48	1:02.54
	11	1:06.11	1:03.08	1:07.15							
29	Gregory DOWIE										
	Lap	1	2	3	4	5	6	7	8	9	10
	1	1:10.96	1:03.41	1:02.45	1:02.66	1:02.32	1:03.98	1:18.87	1:24.67	1:31.72	1:29.28
	11	1:30.62	1:24.92								

32	Mervyn BECKETT									
Lap	1	2	3	4	5	6	7	8	9	10
1	1:10.30	1:03.02	1:01.98	1:01.83	1:01.84	1:00.92	1:00.19	1:01.25	1:00.99	1:01.52
11	1:00.39	1:00.85	59.90	59.88						
34	Ben WARD									
Lap	1	2	3	4	5	6	7	8	9	10
1	1:10.76	1:04.45	1:03.50	1:02.64	1:02.81	1:02.53	1:01.92	1:02.11	1:02.35	1:02.64
11	1:02.28	1:02.80	1:01.74	1:02.79						
35	Mark WEBSTER									
Lap	1	2	3	4	5	6	7	8	9	10
1	1:11.28	1:02.59	1:02.82	1:02.79	1:02.02	1:01.04	1:02.41	1:02.23	1:00.95	1:02.05
11	1:01.50	1:02.15	1:02.44	1:01.98						
37	Keith MORGAN									
Lap	1	2	3	4	5	6	7	8	9	10
1	1:10.83	1:04.78	1:03.61	1:02.71	1:02.80	1:02.66	1:01.71	1:02.43	1:01.83	1:03.07
11	1:02.34	1:02.74	1:01.92	1:03.02						
41	Alan DULY									
Lap	1	2	3	4	5	6	7	8	9	10
1	1:16.69	1:02.86	1:02.95	1:03.41	1:03.13	1:01.10	1:01.85	1:01.84	1:12.92	1:01.75
11	1:14.90	1:05.70	1:06.66							
46	Jon PEERLESS									
Lap	1	2	3	4	5	6	7	8	9	10
1	1:07.94	1:01.66	1:02.86	1:01.82	1:00.80	1:00.90	1:00.13	1:01.29	1:00.70	1:00.72
11	1:01.49	1:00.61	1:01.11	1:00.90						
47	Gordon MACMILLAN									
Lap	1	2	3	4	5	6	7	8	9	10
1	1:08.11	1:02.93	1:03.68	1:02.04	1:01.83	1:01.80	1:01.57	1:02.45	1:01.23	1:00.92
11	1:01.28	1:01.83	1:01.36	1:00.89						
56	Ryan CLARKE									
Lap	1	2	3	4	5	6	7	8	9	10
1	1:10.27	1:12.57	1:06.05	1:06.28	1:06.63	1:06.63	1:05.95	1:10.25	1:07.58	1:07.08
11	1:16.63	1:06.23	1:06.49							
64	Bill PARIERA									
Lap	1	2	3	4	5	6	7	8	9	10
1	1:11.88	1:04.35	1:03.04	1:03.11	1:03.28	1:02.19	1:02.90	1:02.70	1:04.83	1:02.52
11	1:02.05	1:03.03	1:02.00	1:02.93						
67	Matthew STUBBINGTON									
Lap	1	2	3	4	5	6	7	8	9	10
1	1:06.60	1:00.79	1:01.12	1:00.26	59.67	1:00.14	59.92	59.95	1:00.05	1:00.41
11	1:01.10	59.68	59.71	59.95						
79	Andrew LIGHTSTEAD									
Lap	1	2	3	4	5	6	7	8	9	10
1	1:06.46	59.87	1:00.09	1:01.32	1:00.11	59.36	1:00.29	59.17	59.30	59.64
11	1:00.34	1:00.23	59.36	59.46						

82	Stuart WINDOW									
Lap	1	2	3	4	5	6	7	8	9	10
1	1:06.06	1:01.01	1:01.48	1:01.09	1:00.73	59.99	59.51	1:00.46	1:00.31	1:02.16
11	1:00.97	1:00.04	59.69	1:09.83						
87	Stewart PLACE									
Lap	1	2	3	4	5	6	7	8	9	10
1	1:13.43	1:09.11	1:07.60	1:05.59	1:05.36	1:05.07	1:04.40	1:04.98	1:07.02	1:05.90
11	1:05.63	1:04.01	1:07.40							
88	Martin CAYZER									
Lap	1	2	3	4	5	6	7	8	9	10
1	1:05.60	59.80	59.82	1:00.14	59.22	59.48	1:00.17	59.39	59.91	59.83
11	1:08.36	59.60	59.62	1:00.57						
90	Martyn FOWDREY									
Lap	1	2	3	4	5	6	7	8	9	10
1	1:23.94	1:01.88	1:00.15	1:00.45	1:00.99	59.78	59.70	1:00.06	59.74	59.46
11	59.80	1:00.35	1:00.10	1:00.00						
91	Chris JONES									
Lap	1	2	3	4	5	6	7	8	9	10
1	1:24.99	1:17.58	1:12.72	1:20.30	1:18.44	3:05.40				
95	Edward COOPER									
Lap	1	2	3	4	5	6	7	8	9	10
1	1:07.16	1:00.77	1:00.93	1:00.78	59.91	59.58	1:00.25	1:01.48	59.81	1:02.04
11	1:01.22	59.96	59.73	1:00.71						
99	Gavin JOHNSON									
Lap	1	2	3	4	5	6	7	8	9	10
1	1:27.41	1:18.59	1:22.40	1:19.48	1:40.21	1:20.62	1:22.82	1:20.15	1:54.21	

Classic Stock Hatch Championship

P6

2nd Best Times

Pl	No	Cl	Name	Car	Laps	2nd Best on Lap
1	1		Lee SCOTT	Ford Fiesta XR2i	7	1:03.98 7
2	79		Andrew LIGHTSTEAD	Ford Fiesta XR2	7	1:04.77 7
3	4		Andy PHILPOTTS	Ford Fiesta XR2i	7	1:05.12 6
4	14		Andrew THORPE	Citroen AX GTi	7	1:05.85 6
5	90		Martyn FOWDREY	Ford Fiesta XR2	7	1:06.19 6
6	82		Stuart WINDOW	Citroen AX GTi	7	1:06.29 6
7	88		Martin CAYZER	Ford Fiesta XR2i	7	1:06.78 6
8	2		Matt ROZIER	Peugeot 205 GTi	7	1:07.18 4
9	95		Edward COOPER	Vauxhall Nova GSi	7	1:07.25 7
10	7		Derek ROZIER	Peugeot 205 GTi	7	1:07.94 7
11	13		Michael WILLIAMSON	Ford Fiesta XR2	7	1:08.44 7
12	67		Matthew STUBBINGTON	Peugeot 205 GTi	7	1:08.54 5
13	46		Jon PEERLESS	Peugeot 205 GTi	6	1:09.22 4
14	32		Mervyn BECKETT	Vauxhall Nova GTE	7	1:09.81 6
15	47		Gordon MACMILLAN	Peugeot 205 GTi	7	1:10.62 5
16	35		Mark WEBSTER	Ford Fiesta XR2i	7	1:10.85 6
17	37		Keith MORGAN	Suzuki Swift GTi	6	1:11.40 6
18	56		Ryan CLARKE	Peugeot 205GTi	7	1:11.44 6
19	41		Alan DULY	Ford Fiesta XR2i	7	1:11.67 5
20	34		Ben WARD	Ford Fiesta XR2	7	1:11.88 7
21	11		Ryan LOWRY	Ford Fiesta XR2i	6	1:12.49 4
22	29		Gregory DOWIE	Ford Fiesta XR2	6	1:13.07 4
23	21		Paul ROZIER	Ford Fiesta XR2	6	1:14.92 4
24	22		John HILL	Peugeot 205 GTi	6	1:16.01 6
25	64		Bill PARIERA	Citroen AX GTi	5	1:18.95 2
26	99		Gavin JOHNSON	Ford Fiesta XR2i	6	1:20.73 3
27	87		Stewart PLACE	Peugeot 205 GTi	6	1:21.31 5
28	91		Chris JONES	Ford Fiesta XR2i	5	1:29.99 2

Weather / Track: Cloudy / Damp

Start Time : 11:26


Brands Hatch Indy

26 Apr 14 11:54


Clerk of Course :	Time Issued :	Chief Timekeeper : Terry Stevens
-------------------	---------------	----------------------------------

THESE RESULTS REMAIN PROVISIONAL FOR A MINIMUM OF 30 MINUTES FROM THE TIME OF ISSUE AND UNTIL ALL JUDICIAL AND TECHNICAL MATTERS HAVE BEEN SETTLED.

Results produced on HS Sports Timing and Results Systems. Results online at www.750MC.co.uk




RACE GRID



Demon Tweeks / Yokohama Classic Stock Hatch Championship

Race 16

ROW 14		87 01:21.310 Stewart PLACE 27		91 01:29.990 Chris JONES 28
ROW 13	64 01:18.950 Bill PARIERA 25		99 01:20.730 Gavin JOHNSON 26	
ROW 12		21 01:14.920 Paul ROZIER 23		22 01:16.010 John HILL 24
ROW 11	11 01:12.490 Ryan LOWRY 21		29 01:13.070 Gregory DOWIE 22	
ROW 10		41 01:11.670 Alan DULY 19		34 01:11.880 Ben WARD 20
ROW 9	37 01:11.400 Keith MORGAN 17		56 01:11.440 Ryan CLARKE 18	
ROW 8		47 01:10.620 Gordon MACMILLAN 15		35 01:10.850 Mark WEBSTER 16
ROW 7	46 01:09.220 Jon PEERLESS 13		32 01:09.810 Mervyn BECKETT 14	
ROW 6		13 01:08.440 Michael WILLIAMSON 11		67 01:08.540 Matthew STUBBINGTON 12
ROW 5	95 01:07.250 Edward COOPER 9		7 01:07.940 Derek ROZIER 10	
ROW 4		88 01:06.780 Martin CAYZER 7		2 01:07.180 Matt ROZIER 8
ROW 3	90 01:06.190 Martyn FOWDREY 5		82 01:06.290 Stuart WINDOW 6	
ROW 2		4 01:05.120 Andy PHILPOTTS 3		14 01:05.850 Andrew THORPE 4
ROW 1	1 01:03.980 Lee SCOTT 1		79 01:04.770 Andrew LIGHTSTEAD 2	
POLE				



Classic Stock Hatch Championship

Provisional Results - Race 16

Pl	No	Cl	Name	Car	Laps	Time	Behind	MPH	Best Lap on	MPH
1	1		Lee SCOTT	Ford Fiesta XR2i	14	13:53.91		73.01	58.40	13 74.47
2	14		Andrew THORPE	Citroen AX GTi	14	13:54.08	0.17	72.99	58.40	13 74.47
3	4		Andy PHILPOTTS	Ford Fiesta XR2i	14	14:01.53	7.62	72.35	59.01	12 73.70
4	79		Andrew LIGHTSTEAD	Ford Fiesta XR2	14	14:05.56	11.65	72.00	59.14	3 73.53
5	90		Martyn FOWDREY	Ford Fiesta XR2	14	14:08.17	14.26	71.78	59.09	13 73.60
6	88		Martin CAYZER	Ford Fiesta XR2i	14	14:11.54	17.63	71.50	59.64	6 72.92
7	7		Derek ROZIER	Peugeot 205 GTi	14	14:12.55	18.64	71.41	59.34	5 73.29
8	67		Matthew STUBBINGTON	Peugeot 205 GTi	14	14:14.28	20.37	71.27	59.59	12 72.98
9	32		Mervyn BECKETT	Vauxhall Nova GTE	14	14:14.52	20.61	71.25	59.62	11 72.94
10	46		Jon PEERLESS	Peugeot 205 GTi	14	14:15.40	21.49	71.18	59.41	5 73.20
11	95		Edward COOPER	Vauxhall Nova GSi	14	14:16.92	23.01	71.05	59.62	12 72.94
12	13		Michael WILLIAMSON	Ford Fiesta XR2	14	14:18.95	25.04	70.88	59.94	5 72.55
13	11		Ryan LOWRY	Ford Fiesta XR2i	14	14:30.28	36.37	69.96	1:00.18	13 72.26
14	35		Mark WEBSTER	Ford Fiesta XR2i	14	14:30.87	36.96	69.91	1:00.37	9 72.04
15	47		Gordon MACMILLAN	Peugeot 205 GTi	14	14:35.08	41.17	69.57	59.91	14 72.59
16	37		Keith MORGAN	Suzuki Swift GTi	14	14:48.43	54.52	68.53	1:01.72	9 70.46
17	41		Alan DULY	Ford Fiesta XR2i	13	13:55.14	1 Lap	67.69	1:01.87	12 70.29
18	22		John HILL	Peugeot 205 GTi	13	13:55.70	1 Lap	67.65	1:02.25	12 69.86
19	64		Bill PARIERA	Citroen AX GTi	13	14:08.60	1 Lap	66.62	1:02.44	11 69.65
20	56		Ryan CLARKE	Peugeot 205GTi	13	14:10.36	1 Lap	66.48	1:02.73	11 69.33
21	87		Stewart PLACE	Peugeot 205 GTi	13	14:19.40	1 Lap	65.78	1:03.60	5 68.38
22	21		Paul ROZIER	Peugeot 205 GTi	13	14:20.90	1 Lap	65.67	1:03.76	13 68.21
23	99		Gavin JOHNSON	Ford Fiesta XR2i	11	14:02.91	3 Laps	56.75	1:13.66	10 59.04

Not-Classified

2	Matt ROZIER	Peugeot 205 GTi	5	5:03.58	DNF	71.63	58.70	5	74.09
82	Stuart WINDOW	Citroen AX GTi	3	3:09.51	DNF	68.84	1:00.15	2	72.30
34	Ben WARD	Ford Fiesta XR2	1	1:15.09	DNF	57.91	1:08.06	1	63.90

Non-Starters

29	Gregory DOWIE	Ford Fiesta XR2
91	Chris JONES	Ford Fiesta XR2i

Fastest Lap

14	Andrew THORPE	Citroen AX GTi					58.40	13	74.47
1	Lee SCOTT	Ford Fiesta XR2i					58.40	13	74.47

Weather / Track: Bright / Dry

Start Time : 14:07

Brands Hatch Indy

27 Apr 14 14:23

Clerk of Course :	Time Issued :	Chief Timekeeper : Terry Stevens
-------------------	---------------	----------------------------------

THESE RESULTS REMAIN PROVISIONAL FOR A MINIMUM OF 30 MINUTES FROM THE TIME OF ISSUE AND UNTIL ALL JUDICIAL AND TECHNICAL MATTERS HAVE BEEN SETTLED.

Lap Chart

Demon Tweeks / Yokohama Classic Stock Hatch Championship - Race 16

Lap 1		Lap 2		Lap 3		Lap 4		Lap 5		Lap 6		Lap 7		Lap 8		Lap 9		Lap 10	
No	Time	No	Time	No	Time	No	Time	No	Time	No	Time	No	Time	No	Time	No	Time	No	Time
14	1:06.63	14	2:05.58	14	3:04.20	14	4:03.16	14	5:01.89	14	6:00.95	14	7:00.21	14	7:59.39	14	8:58.46	14	9:57.46
1	1:07.39	1	2:06.37	1	3:05.12	1	4:03.91	1	5:03.01	1	6:01.61	1	7:00.94	1	8:00.13	1	8:59.08	1	9:58.22
2	1:07.87	2	2:06.95	2	3:05.93	2	4:04.88	2	5:03.58	4	6:06.29	4	7:05.92	4	8:05.45	99	9:04.61 *2	21	10:01.13 *1
79	1:08.56	79	2:08.41	79	3:07.55	79	4:07.49	4	5:07.26	79	6:07.39	79	7:07.05	79	8:06.60	4	9:04.85	4	10:04.17
4	1:08.73	4	2:08.53	4	3:07.90	4	4:07.63	79	5:07.66	90	6:08.81	90	7:09.01	90	8:09.49	79	9:06.05	79	10:05.37
90	1:09.06	90	2:08.97	90	3:09.51	90	4:09.93	90	5:09.44	7	6:09.59	7	7:09.43	7	8:09.77	90	9:09.66	90	10:10.19
82	1:09.06	82	2:09.21	82	3:09.51	7	4:10.50	7	5:09.84	88	6:10.57	88	7:10.33	88	8:10.49	7	9:09.80	7	10:10.51
7	1:09.32	7	2:09.56	7	3:09.73	88	4:11.11	99	5:10.46 *1	67	6:13.33	67	7:13.75	32	8:13.79	88	9:10.59	88	10:11.10
88	1:10.22	88	2:10.30	88	3:10.35	67	4:12.87	88	5:10.93	32	6:13.71	32	7:13.88	67	8:13.83	32	9:13.80	32	10:14.11
67	1:10.89	67	2:11.87	67	3:12.31	13	4:13.48	67	5:13.00	13	6:14.19	13	7:14.40	13	8:14.88	67	9:14.47	67	10:14.99
13	1:11.24	13	2:12.23	13	3:12.68	32	4:13.96	13	5:13.42	46	6:14.70	46	7:14.65	46	8:15.00	13	9:15.52	13	10:16.22
32	1:11.55	32	2:12.75	32	3:12.94	95	4:14.33	32	5:13.65	95	6:14.88	95	7:14.98	95	8:15.19	46	9:15.56	46	10:16.31
95	1:11.99	95	2:13.14	95	3:13.14	46	4:14.73	95	5:13.98	11	6:22.76	11	7:23.82	11	8:24.64	95	9:15.82	95	10:16.90
46	1:12.20	46	2:13.31	46	3:13.38	47	4:18.56	46	5:14.14	35	6:23.58	35	7:24.95	35	8:25.51	11	9:25.33	99	10:20.73 *2
47	1:12.90	47	2:14.70	47	3:17.06	35	4:19.30	47	5:19.58	47	6:27.09	47	7:29.55	47	8:31.51	35	9:25.88	35	10:26.81
35	1:14.25	35	2:15.48	35	3:17.57	11	4:19.57	11	5:20.76	37	6:28.85	37	7:31.68	37	8:34.49	47	9:33.26	11	10:27.00
37	1:14.88	37	2:17.52	11	3:18.63	37	4:22.90	35	5:21.31	99	6:29.38 *1	41	7:37.39	41	8:40.82	37	9:36.21	47	10:33.99
34	1:15.09	11	2:17.58	37	3:20.76	41	4:27.66	37	5:24.97	41	6:32.84	22	7:38.05	22	8:41.31	41	9:43.81	37	10:38.02
11	1:15.48	41	2:19.71	41	3:24.62	22	4:28.34	41	5:29.77	22	6:34.69	56	7:45.73	56	8:51.32	22	9:44.77	41	10:46.54
41	1:15.74	22	2:21.26	22	3:24.83	56	4:31.92	22	5:30.64	56	6:39.63	64	7:46.09	64	8:51.58	64	9:55.13	22	10:47.27
22	1:16.69	56	2:24.14	56	3:28.42	64	4:33.29	56	5:35.49	64	6:39.69	87	7:46.97	87	8:52.12	56	9:55.27		
56	1:17.98	21	2:24.79	64	3:29.69	87	4:34.42	64	5:36.45	87	6:42.46	99	7:47.35 *1	21	8:54.73	87	9:56.27		
21	1:18.35	64	2:25.41	21	3:29.99	21	4:35.24	87	5:38.02	21	6:43.85	21	7:48.66						
64	1:19.35	87	2:25.76	87	3:30.30			21	5:39.08										
87	1:19.52	99	2:38.94	99	3:53.23														
99	1:24.33																		

Lap Chart

Demon Tweeks / Yokohama Classic Stock Hatch Championship - Race 16

Lap 11		Lap 12		Lap 13		Lap 14		Lap 15		Lap 16		Lap 17		Lap 18		Lap 19		Lap 20	
No	Time	No	Time	No	Time	No	Time	No	Time	No	Time	No	Time	No	Time	No	Time	No	Time
14	10:57.49	14	11:56.35	14	12:54.75	1	13:53.91												
1	10:58.39	1	11:57.02	1	12:55.42	14	13:54.08												
64	10:58.58 *1	64	12:01.02 *1	4	13:02.05	41	13:55.14 *1												
56	11:00.01 *1	4	12:02.70	64	13:04.60 *1	22	13:55.70 *1												
87	11:01.09 *1	56	12:02.74 *1	79	13:05.26	4	14:01.53												
4	11:03.69	79	12:05.18	56	13:06.70 *1	99	14:02.91 *3												
79	11:05.45	87	12:06.94 *1	90	13:08.51	79	14:05.56												
21	11:06.39 *1	90	12:09.42	88	13:10.68	90	14:08.17												
90	11:09.51	21	12:10.43 *1	7	13:12.69	64	14:08.60 *1												
88	11:10.86	88	12:10.55	32	13:13.27	56	14:10.36 *1												
7	11:12.73	7	12:12.90	67	13:13.98	88	14:11.54												
32	11:13.73	32	12:13.49	87	13:14.42 *1	7	14:12.55												
67	11:14.66	67	12:14.25	46	13:15.22	67	14:14.28												
46	11:15.98	46	12:15.49	95	13:16.90	32	14:14.52												
95	11:17.18	95	12:16.80	21	13:17.14 *1	46	14:15.40												
13	11:17.72	13	12:17.83	13	13:18.54	95	14:16.92												
11	11:27.68	11	12:29.64	11	13:29.82	13	14:18.95												
35	11:27.70	35	12:29.75	35	13:30.45	87	14:19.40 *1												
47	11:34.41	47	12:34.85	47	13:35.17	21	14:20.90 *1												
99	11:34.88 *2	37	12:43.58	37	13:45.94	11	14:30.28												
37	11:40.83	99	12:48.54 *2			35	14:30.87												
41	11:48.97	41	12:50.84			47	14:35.08												
22	11:49.84	22	12:52.09			37	14:48.43												

Demon Tweeks / Yokohama Classic Stock Hatch Championship

LAP TIMES - Race 16

1	Lee SCOTT									
Lap	1	2	3	4	5	6	7	8	9	10
1	1:04.15	58.98	58.75	58.79	59.10	58.60	59.33	59.19	58.95	59.14
11	1:00.17	58.63	58.40	58.49						

2	Matt ROZIER									
Lap	1	2	3	4	5	6	7	8	9	10
1	1:03.37	59.08	58.98	58.95	58.70					

4	Andy PHILPOTTS									
Lap	1	2	3	4	5	6	7	8	9	10
1	1:05.03	59.80	59.37	59.73	59.63	59.03	59.63	59.53	59.40	59.32
11	59.52	59.01	59.35	59.48						

7	Derek ROZIER									
Lap	1	2	3	4	5	6	7	8	9	10
1	1:04.23	1:00.24	1:00.17	1:00.77	59.34	59.75	59.84	1:00.34	1:00.03	1:00.71
11	1:02.22	1:00.17	59.79	59.86						

11	Ryan LOWRY									
Lap	1	2	3	4	5	6	7	8	9	10
1	1:06.98	1:02.10	1:01.05	1:00.94	1:01.19	1:02.00	1:01.06	1:00.82	1:00.69	1:01.67
11	1:00.68	1:01.96	1:00.18	1:00.46						

13	Michael WILLIAMSON									
Lap	1	2	3	4	5	6	7	8	9	10
1	1:05.66	1:00.99	1:00.45	1:00.80	59.94	1:00.77	1:00.21	1:00.48	1:00.64	1:00.70
11	1:01.50	1:00.11	1:00.71	1:00.41						

14	Andrew THORPE									
Lap	1	2	3	4	5	6	7	8	9	10
1	1:03.01	58.95	58.62	58.96	58.73	59.06	59.26	59.18	59.07	59.00
11	1:00.03	58.86	58.40	59.33						

21	Paul ROZIER									
Lap	1	2	3	4	5	6	7	8	9	10
1	1:09.88	1:06.44	1:05.20	1:05.25	1:03.84	1:04.77	1:04.81	1:06.07	1:06.40	1:05.26
11	1:04.04	1:06.71	1:03.76							

22	John HILL									
Lap	1	2	3	4	5	6	7	8	9	10
1	1:08.71	1:04.57	1:03.57	1:03.51	1:02.30	1:04.05	1:03.36	1:03.26	1:03.46	1:02.50
11	1:02.57	1:02.25	1:03.61							

32	Mervyn BECKETT									
Lap	1	2	3	4	5	6	7	8	9	10
1	1:05.54	1:01.20	1:00.19	1:01.02	59.69	1:00.06	1:00.17	59.91	1:00.01	1:00.31
11	59.62	59.76	59.78	1:01.25						

34	Ben WARD										
Lap	1	2	3	4	5	6	7	8	9	10	
1	1:08.06										
35	Mark WEBSTER										
Lap	1	2	3	4	5	6	7	8	9	10	
1	1:07.96	1:01.23	1:02.09	1:01.73	1:02.01	1:02.27	1:01.37	1:00.56	1:00.37	1:00.93	
11	1:00.89	1:02.05	1:00.70	1:00.42							
37	Keith MORGAN										
Lap	1	2	3	4	5	6	7	8	9	10	
1	1:08.08	1:02.64	1:03.24	1:02.14	1:02.07	1:03.88	1:02.83	1:02.81	1:01.72	1:01.81	
11	1:02.81	1:02.75	1:02.36	1:02.49							
41	Alan DULY										
Lap	1	2	3	4	5	6	7	8	9	10	
1	1:08.56	1:03.97	1:04.91	1:03.04	1:02.11	1:03.07	1:04.55	1:03.43	1:02.99	1:02.73	
11	1:02.43	1:01.87	1:04.30								
46	Jon PEERLESS										
Lap	1	2	3	4	5	6	7	8	9	10	
1	1:06.11	1:01.11	1:00.07	1:01.35	59.41	1:00.56	59.95	1:00.35	1:00.56	1:00.75	
11	59.67	59.51	59.73	1:00.18							
47	Gordon MACMILLAN										
Lap	1	2	3	4	5	6	7	8	9	10	
1	1:06.68	1:01.80	1:02.36	1:01.50	1:01.02	1:07.51	1:02.46	1:01.96	1:01.75	1:00.73	
11	1:00.42	1:00.44	1:00.32	59.91							
56	Ryan CLARKE										
Lap	1	2	3	4	5	6	7	8	9	10	
1	1:10.57	1:06.16	1:04.28	1:03.50	1:03.57	1:04.14	1:06.10	1:05.59	1:03.95	1:04.74	
11	1:02.73	1:03.96	1:03.66								
64	Bill PARIERA										
Lap	1	2	3	4	5	6	7	8	9	10	
1	1:10.44	1:06.06	1:04.28	1:03.60	1:03.16	1:03.24	1:06.40	1:05.49	1:03.55	1:03.45	
11	1:02.44	1:03.58	1:04.00								
67	Matthew STUBBINGTON										
Lap	1	2	3	4	5	6	7	8	9	10	
1	1:05.32	1:00.98	1:00.44	1:00.56	1:00.13	1:00.33	1:00.42	1:00.08	1:00.64	1:00.52	
11	59.67	59.59	59.73	1:00.30							
79	Andrew LIGHTSTEAD										
Lap	1	2	3	4	5	6	7	8	9	10	
1	1:05.41	59.85	59.14	59.94	1:00.17	59.73	59.66	59.55	59.45	59.32	
11	1:00.08	59.73	1:00.08	1:00.30							
82	Stuart WINDOW										
Lap	1	2	3	4	5	6	7	8	9	10	
1	1:04.65	1:00.15	1:00.30								

87 Stewart PLACE

Lap	1	2	3	4	5	6	7	8	9	10
1	1:10.42	1:06.24	1:04.54	1:04.12	1:03.60	1:04.44	1:04.51	1:05.15	1:04.15	1:04.82
11	1:05.85	1:07.48	1:04.98							

88 Martin CAYZER

Lap	1	2	3	4	5	6	7	8	9	10
1	1:05.40	1:00.08	1:00.05	1:00.76	59.82	59.64	59.76	1:00.16	1:00.10	1:00.51
11	59.76	59.69	1:00.13	1:00.86						

90 Martyn FOWDREY

Lap	1	2	3	4	5	6	7	8	9	10
1	1:04.95	59.91	1:00.54	1:00.42	59.51	59.37	1:00.20	1:00.48	1:00.17	1:00.53
11	59.32	59.91	59.09	59.66						

95 Edward COOPER

Lap	1	2	3	4	5	6	7	8	9	10
1	1:06.67	1:01.15	1:00.00	1:01.19	59.65	1:00.90	1:00.10	1:00.21	1:00.63	1:01.08
11	1:00.28	59.62	1:00.10	1:00.02						

99 Gavin JOHNSON

Lap	1	2	3	4	5	6	7	8	9	10
1	1:15.41	1:14.61	1:14.29	1:17.23	1:18.92	1:17.97	1:17.26	1:16.12	1:14.15	1:13.66
11	1:14.37									