

## Classic Stock Hatch Championship

### Qualifying 4

Pl	No	Cl	Name	Car	Laps	Time on Lap	Behind	MPH	
1	1		Matt ROZIER	Peugeot 205 GTi	9	1:49.43	8	67.44	
2	3		Matthew STUBINGTON	Peugeot 205 GTi	8	1:49.70	6	0.27	67.27
3	4		Andrew THORPE	Citroen AX GTi	9	1:50.00	8	0.57	67.09
4	72		Lee SCOTT	Ford Fiesta XR2i	8	1:50.44	8	1.01	66.82
5	81		Ryan CLARKE	Peugeot 205 GTi	8	1:50.58	8	1.15	66.74
6	5		Edward COOPER	Vauxhall Nova GSi	8	1:50.60	7	1.17	66.73
7	11		Andy PHILPOTTS	Ford Fiesta XR2i	8	1:50.78	7	1.35	66.62
8	69		Scott WOODHEAD	Peugeot 205 GTi	8	1:51.55	4	2.12	66.16
9	6		Martyn FOWDREY	Ford Fiesta XR2	8	1:51.58	5	2.15	66.14
10	87		Stewart PLACE	Peugeot 205 GTi	8	1:51.70	6	2.27	66.07
11	88		Martin CAYZER	Ford Fiesta XR2i	8	1:52.02	6	2.59	65.88
12	28		Daniel FILLINGHAM	Peugeot 205 GTi	8	1:52.03	8	2.60	65.88
13	26		Paul BROCK	Ford Fiesta XR2i	8	1:52.64	6	3.21	65.52
14	41		Jason WOOD	Vauxhall Nova GTE	8	1:53.30	8	3.87	65.14
15	7		Derek ROZIER	Ford Fiesta XR2i	8	1:53.95	6	4.52	64.77
16	91		Steve GROOM	Ford Fiesta XR2	8	1:54.68	5	5.25	64.35
17	77		Craig EMMERSON	Ford Fiesta XR2	8	1:55.46	5	6.03	63.92
18	24		Richard HERBERT	Ford Fiesta XR2	6	1:56.80	4	7.37	63.18
19	16		Paul ROZIER	Peugeot 205 GTi	8	1:56.82	8	7.39	63.17

Weather / Track:

Start Time : 11:16

Rockingham ISSL

09 Sep 17 11:34

Clerk of Course :

Time Issued :

Chief Timekeeper : Terry Stevens

THESE RESULTS REMAIN PROVISIONAL FOR A MINIMUM OF 30 MINUTES FROM THE TIME OF ISSUE AND UNTIL ALL JUDICIAL AND TECHNICAL MATTERS HAVE BEEN SETTLED.

# Demon Tweeks / Yokohama Classic Stock Hatch Championship


## LAP TIMES - Qualifying 4

<b>1</b>	<b>Matt ROZIER</b>										
	<b>Lap</b>	<b>1</b>	<b>2</b>	<b>3</b>	<b>4</b>	<b>5</b>	<b>6</b>	<b>7</b>	<b>8</b>	<b>9</b>	<b>10</b>
	1	2:04.64	1:51.19	1:50.37	1:51.50	1:49.99	1:49.95	1:49.93	1:49.43	1:51.21	
<b>3</b>	<b>Matthew STUBINGTON</b>										
	<b>Lap</b>	<b>1</b>	<b>2</b>	<b>3</b>	<b>4</b>	<b>5</b>	<b>6</b>	<b>7</b>	<b>8</b>	<b>9</b>	<b>10</b>
	1	2:10.57	1:51.01	1:50.14	1:49.83	1:52.06	1:49.70	1:50.13	1:50.21		
<b>4</b>	<b>Andrew THORPE</b>										
	<b>Lap</b>	<b>1</b>	<b>2</b>	<b>3</b>	<b>4</b>	<b>5</b>	<b>6</b>	<b>7</b>	<b>8</b>	<b>9</b>	<b>10</b>
	1	2:00.93	1:51.07	1:50.48	1:51.18	1:50.58	1:50.73	1:51.13	1:50.00	1:53.12	
<b>5</b>	<b>Edward COOPER</b>										
	<b>Lap</b>	<b>1</b>	<b>2</b>	<b>3</b>	<b>4</b>	<b>5</b>	<b>6</b>	<b>7</b>	<b>8</b>	<b>9</b>	<b>10</b>
	1	2:16.25	1:51.70	1:51.95	1:51.53	1:51.51	1:50.69	1:50.60	1:50.99		
<b>6</b>	<b>Martyn FOWDREY</b>										
	<b>Lap</b>	<b>1</b>	<b>2</b>	<b>3</b>	<b>4</b>	<b>5</b>	<b>6</b>	<b>7</b>	<b>8</b>	<b>9</b>	<b>10</b>
	1	2:09.39	1:53.71	1:52.82	1:58.12	1:51.58	1:52.21	1:52.65	1:51.75		
<b>7</b>	<b>Derek ROZIER</b>										
	<b>Lap</b>	<b>1</b>	<b>2</b>	<b>3</b>	<b>4</b>	<b>5</b>	<b>6</b>	<b>7</b>	<b>8</b>	<b>9</b>	<b>10</b>
	1	2:31.55	1:56.27	1:57.72	1:54.60	1:54.78	1:53.95	1:54.05	1:55.29		
<b>11</b>	<b>Andy PHILPOTTS</b>										
	<b>Lap</b>	<b>1</b>	<b>2</b>	<b>3</b>	<b>4</b>	<b>5</b>	<b>6</b>	<b>7</b>	<b>8</b>	<b>9</b>	<b>10</b>
	1	2:12.10	1:52.07	1:51.94	1:52.33	1:50.80	1:51.19	1:50.78	1:51.58		
<b>16</b>	<b>Paul ROZIER</b>										
	<b>Lap</b>	<b>1</b>	<b>2</b>	<b>3</b>	<b>4</b>	<b>5</b>	<b>6</b>	<b>7</b>	<b>8</b>	<b>9</b>	<b>10</b>
	1	2:19.49	2:04.28	1:58.33	2:01.11	1:57.81	1:57.95	1:58.18	1:56.82		
<b>24</b>	<b>Richard HERBERT</b>										
	<b>Lap</b>	<b>1</b>	<b>2</b>	<b>3</b>	<b>4</b>	<b>5</b>	<b>6</b>	<b>7</b>	<b>8</b>	<b>9</b>	<b>10</b>
	1	2:26.22	2:01.33	1:58.25	1:56.80	1:57.03	1:59.29				
<b>26</b>	<b>Paul BROCK</b>										
	<b>Lap</b>	<b>1</b>	<b>2</b>	<b>3</b>	<b>4</b>	<b>5</b>	<b>6</b>	<b>7</b>	<b>8</b>	<b>9</b>	<b>10</b>
	1	2:13.61	1:54.25	1:55.17	1:55.17	1:55.91	1:52.64	1:54.66	1:53.99		
<b>28</b>	<b>Daniel FILLINGHAM</b>										
	<b>Lap</b>	<b>1</b>	<b>2</b>	<b>3</b>	<b>4</b>	<b>5</b>	<b>6</b>	<b>7</b>	<b>8</b>	<b>9</b>	<b>10</b>
	1	2:17.95	1:52.53	1:53.09	1:52.35	1:52.19	1:52.07	1:52.22	1:52.03		
<b>41</b>	<b>Jason WOOD</b>										
	<b>Lap</b>	<b>1</b>	<b>2</b>	<b>3</b>	<b>4</b>	<b>5</b>	<b>6</b>	<b>7</b>	<b>8</b>	<b>9</b>	<b>10</b>
	1	2:15.12	1:53.92	1:54.86	1:55.60	1:56.06	1:54.59	1:53.90	1:53.30		
<b>69</b>	<b>Scott WOODHEAD</b>										
	<b>Lap</b>	<b>1</b>	<b>2</b>	<b>3</b>	<b>4</b>	<b>5</b>	<b>6</b>	<b>7</b>	<b>8</b>	<b>9</b>	<b>10</b>
	1	2:21.19	1:56.13	1:52.29	1:51.55	1:55.08	1:52.26	2:02.31	3:02.77		

<b>72</b>	<b>Lee SCOTT</b>									
<b>Lap</b>	<b>1</b>	<b>2</b>	<b>3</b>	<b>4</b>	<b>5</b>	<b>6</b>	<b>7</b>	<b>8</b>	<b>9</b>	<b>10</b>
1	2:03.92	1:51.45	1:50.60	2:04.52	1:50.87	1:50.76	1:50.62	1:50.44		
<b>77</b>	<b>Craig EMMERSON</b>									
<b>Lap</b>	<b>1</b>	<b>2</b>	<b>3</b>	<b>4</b>	<b>5</b>	<b>6</b>	<b>7</b>	<b>8</b>	<b>9</b>	<b>10</b>
1	2:33.17	2:00.49	1:57.68	1:55.78	1:55.46	1:59.42	1:57.28	1:58.83		
<b>81</b>	<b>Ryan CLARKE</b>									
<b>Lap</b>	<b>1</b>	<b>2</b>	<b>3</b>	<b>4</b>	<b>5</b>	<b>6</b>	<b>7</b>	<b>8</b>	<b>9</b>	<b>10</b>
1	2:20.03	1:55.20	1:51.89	1:52.48	1:52.68	1:51.87	1:51.90	1:50.58		
<b>87</b>	<b>Stewart PLACE</b>									
<b>Lap</b>	<b>1</b>	<b>2</b>	<b>3</b>	<b>4</b>	<b>5</b>	<b>6</b>	<b>7</b>	<b>8</b>	<b>9</b>	<b>10</b>
1	2:18.24	1:52.68	1:53.41	1:54.05	1:57.40	1:51.70	1:52.46	1:52.23		
<b>88</b>	<b>Martin CAYZER</b>									
<b>Lap</b>	<b>1</b>	<b>2</b>	<b>3</b>	<b>4</b>	<b>5</b>	<b>6</b>	<b>7</b>	<b>8</b>	<b>9</b>	<b>10</b>
1	2:01.90	1:53.32	1:52.74	1:52.65	1:52.86	1:52.02	1:52.30	1:52.67		
<b>91</b>	<b>Steve GROOM</b>									
<b>Lap</b>	<b>1</b>	<b>2</b>	<b>3</b>	<b>4</b>	<b>5</b>	<b>6</b>	<b>7</b>	<b>8</b>	<b>9</b>	<b>10</b>
1	2:27.74	1:57.27	1:56.82	1:55.67	1:54.68	1:55.35	1:54.71	1:56.77		



# RACE GRID




## Demon Tweeks / Yokohama Classic Stock Hatch Championship

### Race 3

ROW 10		<b>16</b> 01:56.820 Paul ROZIER	
ROW 9	<b>24</b> 01:56.800 Richard HERBERT		<b>77</b> 01:55.460 Craig EMMERSON
ROW 8	<b>91</b> 01:54.680 Steve GROOM	<b>7</b> 01:53.950 Derek ROZIER	
ROW 7	<b>41</b> 01:53.300 Jason WOOD		<b>26</b> 01:52.640 Paul BROCK
ROW 6	<b>28</b> 01:52.030 Daniel FILLINGHAM	<b>88</b> 01:52.020 Martin CAYZER	
ROW 5	<b>87</b> 01:51.700 Stewart PLACE		<b>6</b> 01:51.580 Martyn FOWDREY
ROW 4	<b>69</b> 01:51.550 Scott WOODHEAD	<b>11</b> 01:50.780 Andy PHILPOTTS	
ROW 3	<b>5</b> 01:50.600 Edward COOPER		<b>81</b> 01:50.580 Ryan CLARKE
ROW 2	<b>72</b> 01:50.440 Lee SCOTT	<b>4</b> 01:50.000 Andrew THORPE	
ROW 1	<b>3</b> 01:49.700 Matthew STUBINGTON		<b>1</b> 01:49.430 Matt ROZIER

**POLE**



# Classic Stock Hatch Championship

## Provisional Results - Race 3

Pl	No	Cl	Name	Car	Laps	Time	Behind	MPH	Best Lap on	MPH
1	72		Lee SCOTT	Ford Fiesta XR2i	3	6:20.73		58.15	2:03.69	3 59.67
2	3		Matthew STUBINGTON	Peugeot 205 GTi	3	6:22.69	1.96	57.85	2:03.99	3 59.52
3	11		Andy PHILPOTTS	Ford Fiesta XR2i	3	6:24.09	3.36	57.64	2:04.33	2 59.36
4	5		Edward COOPER	Vauxhall Nova GSi	3	6:25.69	4.96	57.40	2:03.93	2 59.55
5	4		Andrew THORPE	Citroen AX GTi	3	6:26.16	5.43	57.33	2:04.25	2 59.40
6	6		Martyn FOWDREY	Ford Fiesta XR2	3	6:27.88	7.15	57.08	2:04.64	3 59.21
7	28		Daniel FILLINGHAM	Peugeot 205 GTi	3	6:38.36	17.63	55.58	2:08.45	2 57.45
8	81		Ryan CLARKE	Peugeot 205 GTi	3	6:39.21	18.48	55.46	2:08.45	2 57.45
9	87		Stewart PLACE	Peugeot 205 GTi	3	6:39.47	18.74	55.42	2:08.12	3 57.60
10	88		Martin CAYZER	Ford Fiesta XR2i	3	6:43.05	22.32	54.93	2:10.31	3 56.63
11	91		Steve GROOM	Ford Fiesta XR2	3	6:44.06	23.33	54.79	2:10.22	3 56.67
12	41		Jason WOOD	Vauxhall Nova GTE	3	6:46.53	25.80	54.46	2:09.90	2 56.81
13	69		Scott WOODHEAD	Peugeot 205 GTi	3	6:49.59	28.86	54.05	2:07.75	2 57.77
14	7		Derek ROZIER	Ford Fiesta XR2i	3	6:52.93	32.20	53.62	2:10.78	3 56.43
15	16		Paul ROZIER	Peugeot 205 GTi	3	6:54.97	34.24	53.35	2:13.92	2 55.11
16	24		Richard HERBERT	Ford Fiesta XR2	3	6:55.85	35.12	53.24	2:13.19	2 55.41
17	77		Craig EMMERSON	Ford Fiesta XR2	3	6:56.70	35.97	53.13	2:13.81	2 55.15
18	1		Matt ROZIER	Peugeot 205 GTi	3	8:39.75	2:19.02	42.60	2:27.89	1 49.90

### Not-Classified

26	Paul BROCK	Ford Fiesta XR2i	0	Starter
----	------------	------------------	---	---------

### Fastest Lap

72	Lee SCOTT	Ford Fiesta XR2i		2:03.69	3 59.67
----	-----------	------------------	--	---------	---------

Weather / Track: Changeable

Start Time : 15:07

Rockingham ISSL

09 Sep 17 15:18

Clerk of Course :	Time Issued :	Chief Timekeeper : Terry Stevens
-------------------	---------------	----------------------------------

THESE RESULTS REMAIN PROVISIONAL FOR A MINIMUM OF 30 MINUTES FROM THE TIME OF ISSUE AND UNTIL ALL JUDICIAL AND TECHNICAL MATTERS HAVE BEEN SETTLED.

# Lap Chart

## Demon Tweeks / Yokohama Classic Stock Hatch Championship - Race 3

Lap 1		Lap 2		Lap 3		Lap 4		Lap 5		Lap 6		Lap 7		Lap 8		Lap 9		Lap 10	
No	Time	No	Time	No	Time	No	Time	No	Time	No	Time	No	Time	No	Time	No	Time	No	Time
72	2:13.03	72	4:17.04	72	6:20.73														
3	2:14.33	3	4:18.70	3	6:22.69														
11	2:15.34	11	4:19.67	11	6:24.09														
5	2:17.10	5	4:21.03	5	6:25.69														
4	2:17.61	4	4:21.86	4	6:26.16														
6	2:18.34	6	4:23.24	6	6:27.88														
88	2:19.58	69	4:28.33	28	6:38.36														
69	2:20.58	81	4:29.27	81	6:39.21														
81	2:20.82	28	4:29.85	87	6:39.47														
28	2:21.40	87	4:31.35	88	6:43.05														
87	2:22.27	88	4:32.74	91	6:44.06														
91	2:23.08	91	4:33.84	41	6:46.53														
41	2:24.81	41	4:34.71	69	6:49.59														
16	2:25.13	16	4:39.05	7	6:52.93														
24	2:26.75	24	4:39.94	16	6:54.97														
77	2:28.37	7	4:42.15	24	6:55.85														
7	2:30.95	77	4:42.18	77	6:56.70														
1	2:42.34	1	5:41.53	1	8:39.75														

# Demon Tweaks / Yokohama Classic Stock Hatch Championship

## LAP TIMES - Race 3

<b>1</b>	<b>Matt ROZIER</b>										
	<b>Lap</b>	<b>1</b>	<b>2</b>	<b>3</b>	<b>4</b>	<b>5</b>	<b>6</b>	<b>7</b>	<b>8</b>	<b>9</b>	<b>10</b>
	1	2:33.47	2:59.19	2:58.22							
<b>3</b>	<b>Matthew STUBINGTON</b>										
	<b>Lap</b>	<b>1</b>	<b>2</b>	<b>3</b>	<b>4</b>	<b>5</b>	<b>6</b>	<b>7</b>	<b>8</b>	<b>9</b>	<b>10</b>
	1	2:11.10	2:04.37	2:03.99							
<b>4</b>	<b>Andrew THORPE</b>										
	<b>Lap</b>	<b>1</b>	<b>2</b>	<b>3</b>	<b>4</b>	<b>5</b>	<b>6</b>	<b>7</b>	<b>8</b>	<b>9</b>	<b>10</b>
	1	2:12.66	2:04.25	2:04.30							
<b>5</b>	<b>Edward COOPER</b>										
	<b>Lap</b>	<b>1</b>	<b>2</b>	<b>3</b>	<b>4</b>	<b>5</b>	<b>6</b>	<b>7</b>	<b>8</b>	<b>9</b>	<b>10</b>
	1	2:12.24	2:03.93	2:04.66							
<b>6</b>	<b>Martyn FOWDREY</b>										
	<b>Lap</b>	<b>1</b>	<b>2</b>	<b>3</b>	<b>4</b>	<b>5</b>	<b>6</b>	<b>7</b>	<b>8</b>	<b>9</b>	<b>10</b>
	1	2:13.24	2:04.90	2:04.64							
<b>7</b>	<b>Derek ROZIER</b>										
	<b>Lap</b>	<b>1</b>	<b>2</b>	<b>3</b>	<b>4</b>	<b>5</b>	<b>6</b>	<b>7</b>	<b>8</b>	<b>9</b>	<b>10</b>
	1	2:27.23	2:11.20	2:10.78							
<b>11</b>	<b>Andy PHILPOTTS</b>										
	<b>Lap</b>	<b>1</b>	<b>2</b>	<b>3</b>	<b>4</b>	<b>5</b>	<b>6</b>	<b>7</b>	<b>8</b>	<b>9</b>	<b>10</b>
	1	2:11.31	2:04.33	2:04.42							
<b>16</b>	<b>Paul ROZIER</b>										
	<b>Lap</b>	<b>1</b>	<b>2</b>	<b>3</b>	<b>4</b>	<b>5</b>	<b>6</b>	<b>7</b>	<b>8</b>	<b>9</b>	<b>10</b>
	1	2:17.83	2:13.92	2:15.92							
<b>24</b>	<b>Richard HERBERT</b>										
	<b>Lap</b>	<b>1</b>	<b>2</b>	<b>3</b>	<b>4</b>	<b>5</b>	<b>6</b>	<b>7</b>	<b>8</b>	<b>9</b>	<b>10</b>
	1	2:19.51	2:13.19	2:15.91							
<b>28</b>	<b>Daniel FILLINGHAM</b>										
	<b>Lap</b>	<b>1</b>	<b>2</b>	<b>3</b>	<b>4</b>	<b>5</b>	<b>6</b>	<b>7</b>	<b>8</b>	<b>9</b>	<b>10</b>
	1	2:14.08	2:08.45	2:08.51							
<b>41</b>	<b>Jason WOOD</b>										
	<b>Lap</b>	<b>1</b>	<b>2</b>	<b>3</b>	<b>4</b>	<b>5</b>	<b>6</b>	<b>7</b>	<b>8</b>	<b>9</b>	<b>10</b>
	1	2:18.20	2:09.90	2:11.82							
<b>69</b>	<b>Scott WOODHEAD</b>										
	<b>Lap</b>	<b>1</b>	<b>2</b>	<b>3</b>	<b>4</b>	<b>5</b>	<b>6</b>	<b>7</b>	<b>8</b>	<b>9</b>	<b>10</b>
	1	2:16.49	2:07.75	2:21.26							
<b>72</b>	<b>Lee SCOTT</b>										
	<b>Lap</b>	<b>1</b>	<b>2</b>	<b>3</b>	<b>4</b>	<b>5</b>	<b>6</b>	<b>7</b>	<b>8</b>	<b>9</b>	<b>10</b>
	1	2:09.98	2:04.01	2:03.69							

---

<b>77</b>	<b>Craig EMMERSON</b>										
	<b>Lap</b>	<b>1</b>	<b>2</b>	<b>3</b>	<b>4</b>	<b>5</b>	<b>6</b>	<b>7</b>	<b>8</b>	<b>9</b>	<b>10</b>
	1	2:19.91	2:13.81	2:14.52							

---

<b>81</b>	<b>Ryan CLARKE</b>										
	<b>Lap</b>	<b>1</b>	<b>2</b>	<b>3</b>	<b>4</b>	<b>5</b>	<b>6</b>	<b>7</b>	<b>8</b>	<b>9</b>	<b>10</b>
	1	2:16.23	2:08.45	2:09.94							

---

<b>87</b>	<b>Stewart PLACE</b>										
	<b>Lap</b>	<b>1</b>	<b>2</b>	<b>3</b>	<b>4</b>	<b>5</b>	<b>6</b>	<b>7</b>	<b>8</b>	<b>9</b>	<b>10</b>
	1	2:16.26	2:09.08	2:08.12							

---

<b>88</b>	<b>Martin CAYZER</b>										
	<b>Lap</b>	<b>1</b>	<b>2</b>	<b>3</b>	<b>4</b>	<b>5</b>	<b>6</b>	<b>7</b>	<b>8</b>	<b>9</b>	<b>10</b>
	1	2:14.06	2:13.16	2:10.31							

---

<b>91</b>	<b>Steve GROOM</b>										
	<b>Lap</b>	<b>1</b>	<b>2</b>	<b>3</b>	<b>4</b>	<b>5</b>	<b>6</b>	<b>7</b>	<b>8</b>	<b>9</b>	<b>10</b>
	1	2:16.57	2:10.76	2:10.22							

---



## Classic Stock Hatch Championship

### Qualifying 4

#### 2nd Best Times

Pl	No	Cl	Name	Car	Laps	2nd Best on Lap
1	3		Matthew STUBINGTON	Peugeot 205 GTi	8	1:49.83 4
2	1		Matt ROZIER	Peugeot 205 GTi	9	1:49.93 7
3	4		Andrew THORPE	Citroen AX GTi	9	1:50.48 3
4	72		Lee SCOTT	Ford Fiesta XR2i	8	1:50.60 3
5	5		Edward COOPER	Vauxhall Nova GSi	8	1:50.69 6
6	11		Andy PHILPOTTS	Ford Fiesta XR2i	8	1:50.80 5
7	6		Martyn FOWDREY	Ford Fiesta XR2	8	1:51.75 8
8	81		Ryan CLARKE	Peugeot 205 GTi	8	1:51.87 6
9	28		Daniel FILLINGHAM	Peugeot 205 GTi	8	1:52.07 6
10	87		Stewart PLACE	Peugeot 205 GTi	8	1:52.23 8
11	69		Scott WOODHEAD	Peugeot 205 GTi	8	1:52.26 6
12	88		Martin CAYZER	Ford Fiesta XR2i	8	1:52.30 7
13	41		Jason WOOD	Vauxhall Nova GTE	8	1:53.90 7
14	26		Paul BROCK	Ford Fiesta XR2i	8	1:53.99 8
15	7		Derek ROZIER	Ford Fiesta XR2i	8	1:54.05 7
16	91		Steve GROOM	Ford Fiesta XR2	8	1:54.71 7
17	77		Craig EMMERSON	Ford Fiesta XR2	8	1:55.78 4
18	24		Richard HERBERT	Ford Fiesta XR2	6	1:57.03 5
19	16		Paul ROZIER	Peugeot 205 GTi	8	1:57.81 5

Weather / Track:

Start Time : 11:16

Rockingham ISSL

09 Sep 17 11:36


Clerk of Course :	Time Issued :	Chief Timekeeper : Terry Stevens
-------------------	---------------	----------------------------------

THESE RESULTS REMAIN PROVISIONAL FOR A MINIMUM OF 30 MINUTES FROM THE TIME OF ISSUE AND UNTIL ALL JUDICIAL AND TECHNICAL MATTERS HAVE BEEN SETTLED.

Results produced on HS Sports Timing and Results Systems. Results online at [www.750MC.co.uk](http://www.750MC.co.uk)



# RACE GRID




## Demon Tweeks / Yokohama Classic Stock Hatch Championship

### Race 9

ROW 10		<b>16</b> 01:57.810 Paul ROZIER	
ROW 9	<b>24</b> 01:57.030 Richard HERBERT		<b>77</b> 01:55.780 Craig EMMERSON
ROW 8	<b>91</b> 01:54.710 Steve GROOM	<b>7</b> 01:54.050 Derek ROZIER	
ROW 7	<b>26</b> 01:53.990 Paul BROCK		<b>41</b> 01:53.900 Jason WOOD
ROW 6	<b>88</b> 01:52.300 Martin CAYZER	<b>69</b> 01:52.260 Scott WOODHEAD	
ROW 5	<b>87</b> 01:52.230 Stewart PLACE		<b>28</b> 01:52.070 Daniel FILLINGHAM
ROW 4	<b>81</b> 01:51.870 Ryan CLARKE	<b>6</b> 01:51.750 Martyn FOWDREY	
ROW 3	<b>11</b> 01:50.800 Andy PHILPOTTS		<b>5</b> 01:50.690 Edward COOPER
ROW 2	<b>72</b> 01:50.600 Lee SCOTT	<b>4</b> 01:50.480 Andrew THORPE	
ROW 1	<b>1</b> 01:49.930 Matt ROZIER		<b>3</b> 01:49.830 Matthew STUBINGTON

**POLE**



# Classic Stock Hatch Championship

## Provisional Results - Race 9

Pl	No	Cl	Name	Car	Laps	Time	Behind	MPH	Best Lap on	MPH
1	4		Andrew THORPE	Citroen AX GTi	7	12:59.53		66.27	1:49.98	5 67.10
2	3		Matthew STUBINGTON	Peugeot 205 GTi	7	13:02.24	2.71	66.04	1:50.28	7 66.92
3	72		Lee SCOTT	Ford Fiesta XR2i	7	13:06.98	7.45	65.64	1:50.71	4 66.66
4	5		Edward COOPER	Vauxhall Nova GSi	7	13:08.45	8.92	65.52	1:50.97	7 66.50
5	87		Stewart PLACE	Peugeot 205 GTi	7	13:15.56	16.03	64.94	1:51.74	6 66.05
6	11		Andy PHILPOTTS	Ford Fiesta XR2i	7	13:16.25	16.72	64.88	1:50.96	4 66.51
7	6		Martyn FOWDREY	Ford Fiesta XR2	7	13:18.51	18.98	64.70	1:51.18	4 66.38
8	81		Ryan CLARKE	Peugeot 205 GTi	7	13:20.43	20.90	64.54	1:51.17	3 66.38
9	7		Derek ROZIER	Ford Fiesta XR2i	7	13:27.15	27.62	64.00	1:52.68	5 65.50
10	88		Martin CAYZER	Ford Fiesta XR2i	7	13:29.53	30.00	63.81	1:53.45	5 65.05
11	26		Paul BROCK	Ford Fiesta XR2i	7	13:33.53	34.00	63.50	1:52.73	3 65.47
12	41		Jason WOOD	Vauxhall Nova GTE	7	13:39.00	39.47	63.08	1:53.61	4 64.96
13	16		Paul ROZIER	Peugeot 205 GTi	7	13:50.43	50.90	62.21	1:55.64	3 63.82
14	91		Steve GROOM	Ford Fiesta XR2	7	13:51.06	51.53	62.16	1:56.25	7 63.48
15	69		Scott WOODHEAD	Peugeot 205 GTi	7	13:51.68	52.15	62.12	1:54.61	5 64.39
16	77		Craig EMMERSON	Ford Fiesta XR2	7	13:59.97	1:00.44	61.50	1:55.40	7 63.95
17	24		Richard HERBERT	Ford Fiesta XR2	7	14:00.83	1:01.30	61.44	1:54.92	7 64.22

### Not-Classified

28			Daniel FILLINGHAM	Peugeot 205 GTi	5	9:51.44	DNF	62.39	1:52.38	5 65.67
1			Matt ROZIER	Peugeot 205 GTi	1	1:58.33	DNF	62.37	1:55.62	1 63.83

### Fastest Lap

4			Andrew THORPE	Citroen AX GTi					1:49.98	5 67.10
---	--	--	---------------	----------------	--	--	--	--	---------	---------

Weather / Track:

Start Time : 10:51

Rockingham ISSL

10 Sep 17 11:07

Clerk of Course :	Time Issued :	Chief Timekeeper : Terry Stevens
-------------------	---------------	----------------------------------

THESE RESULTS REMAIN PROVISIONAL FOR A MINIMUM OF 30 MINUTES FROM THE TIME OF ISSUE AND UNTIL ALL JUDICIAL AND TECHNICAL MATTERS HAVE BEEN SETTLED.

# Lap Chart

## Demon Tweeks / Yokohama Classic Stock Hatch Championship - Race 9

Lap 1		Lap 2		Lap 3		Lap 4		Lap 5		Lap 6		Lap 7		Lap 8		Lap 9		Lap 10	
No	Time	No	Time	No	Time	No	Time	No	Time	No	Time	No	Time	No	Time	No	Time	No	Time
4	1:57.13	4	3:47.88	4	5:38.09	4	7:28.41	4	9:18.39	4	11:08.91	4	12:59.53						
1	1:58.33	3	3:50.12	3	5:40.54	3	7:30.98	3	9:21.47	3	11:11.96	3	13:02.24						
3	1:59.17	72	3:51.19	72	5:43.16	72	7:33.87	72	9:25.00	72	11:15.73	72	13:06.98						
72	1:59.94	5	3:52.62	5	5:44.18	5	7:35.16	5	9:26.17	5	11:17.48	5	13:08.45						
5	2:00.44	11	3:53.13	11	5:44.47	11	7:35.43	11	9:27.42	11	11:19.21	87	13:15.56						
11	2:01.39	81	3:54.23	81	5:45.40	81	7:36.63	81	9:28.00	81	11:19.29	11	13:16.25						
81	2:01.85	87	3:55.16	87	5:47.18	87	7:39.79	87	9:31.88	87	11:23.62	6	13:18.51						
87	2:02.97	88	3:58.34	6	5:51.11	6	7:42.29	6	9:34.29	6	11:26.30	81	13:20.43						
28	2:03.67	6	3:58.89	7	5:52.36	7	7:45.75	7	9:38.43	7	11:32.55	7	13:27.15						
88	2:04.21	7	3:59.44	88	5:52.36	88	7:46.37	88	9:39.82	88	11:34.15	88	13:29.53						
7	2:04.74	69	4:03.75	69	5:58.87	26	7:53.36	26	9:46.29	26	11:39.92	26	13:33.53						
6	2:05.34	26	4:06.49	26	5:59.22	69	7:55.43	69	9:50.04	41	11:44.71	41	13:39.00						
69	2:07.81	91	4:06.52	41	6:02.48	41	7:56.09	41	9:50.87	16	11:54.29	16	13:50.43						
91	2:09.52	41	4:07.66	91	6:03.44	28	7:59.06	28	9:51.44	91	11:54.81	91	13:51.06						
41	2:09.66	16	4:09.38	16	6:05.02	91	8:01.12	16	9:57.33	69	11:56.75	69	13:51.68						
16	2:10.38	28	4:11.75	28	6:05.38	16	8:01.41	91	9:57.99	77	12:04.57	77	13:59.97						
26	2:10.63	24	4:13.98	24	6:12.45	24	8:10.52	77	10:08.26	24	12:05.91	24	14:00.83						
24	2:13.40	77	4:15.79	77	6:12.80	77	8:10.78	24	10:08.99										
77	2:14.81																		

# Demon Tweeks / Yokohama Classic Stock Hatch Championship

## LAP TIMES - Race 9

<b>1</b>	<b>Matt ROZIER</b>										
<b>Lap</b>	<b>1</b>	<b>2</b>	<b>3</b>	<b>4</b>	<b>5</b>	<b>6</b>	<b>7</b>	<b>8</b>	<b>9</b>	<b>10</b>	
1	1:55.62										
<b>3</b>	<b>Matthew STUBINGTON</b>										
<b>Lap</b>	<b>1</b>	<b>2</b>	<b>3</b>	<b>4</b>	<b>5</b>	<b>6</b>	<b>7</b>	<b>8</b>	<b>9</b>	<b>10</b>	
1	1:56.39	1:50.95	1:50.42	1:50.44	1:50.49	1:50.49	1:50.28				
<b>4</b>	<b>Andrew THORPE</b>										
<b>Lap</b>	<b>1</b>	<b>2</b>	<b>3</b>	<b>4</b>	<b>5</b>	<b>6</b>	<b>7</b>	<b>8</b>	<b>9</b>	<b>10</b>	
1	1:53.71	1:50.75	1:50.21	1:50.32	1:49.98	1:50.52	1:50.62				
<b>5</b>	<b>Edward COOPER</b>										
<b>Lap</b>	<b>1</b>	<b>2</b>	<b>3</b>	<b>4</b>	<b>5</b>	<b>6</b>	<b>7</b>	<b>8</b>	<b>9</b>	<b>10</b>	
1	1:56.54	1:52.18	1:51.56	1:50.98	1:51.01	1:51.31	1:50.97				
<b>6</b>	<b>Martyn FOWDREY</b>										
<b>Lap</b>	<b>1</b>	<b>2</b>	<b>3</b>	<b>4</b>	<b>5</b>	<b>6</b>	<b>7</b>	<b>8</b>	<b>9</b>	<b>10</b>	
1	2:00.53	1:53.55	1:52.22	1:51.18	1:52.00	1:52.01	1:52.21				
<b>7</b>	<b>Derek ROZIER</b>										
<b>Lap</b>	<b>1</b>	<b>2</b>	<b>3</b>	<b>4</b>	<b>5</b>	<b>6</b>	<b>7</b>	<b>8</b>	<b>9</b>	<b>10</b>	
1	1:58.73	1:54.70	1:52.92	1:53.39	1:52.68	1:54.12	1:54.60				
<b>11</b>	<b>Andy PHILPOTTS</b>										
<b>Lap</b>	<b>1</b>	<b>2</b>	<b>3</b>	<b>4</b>	<b>5</b>	<b>6</b>	<b>7</b>	<b>8</b>	<b>9</b>	<b>10</b>	
1	1:57.49	1:51.74	1:51.34	1:50.96	1:51.99	1:51.79	1:57.04				
<b>16</b>	<b>Paul ROZIER</b>										
<b>Lap</b>	<b>1</b>	<b>2</b>	<b>3</b>	<b>4</b>	<b>5</b>	<b>6</b>	<b>7</b>	<b>8</b>	<b>9</b>	<b>10</b>	
1	2:03.67	1:59.00	1:55.64	1:56.39	1:55.92	1:56.96	1:56.14				
<b>24</b>	<b>Richard HERBERT</b>										
<b>Lap</b>	<b>1</b>	<b>2</b>	<b>3</b>	<b>4</b>	<b>5</b>	<b>6</b>	<b>7</b>	<b>8</b>	<b>9</b>	<b>10</b>	
1	2:06.68	2:00.58	1:58.47	1:58.07	1:58.47	1:56.92	1:54.92				
<b>26</b>	<b>Paul BROCK</b>										
<b>Lap</b>	<b>1</b>	<b>2</b>	<b>3</b>	<b>4</b>	<b>5</b>	<b>6</b>	<b>7</b>	<b>8</b>	<b>9</b>	<b>10</b>	
1	2:04.78	1:55.86	1:52.73	1:54.14	1:52.93	1:53.63	1:53.61				
<b>28</b>	<b>Daniel FILLINGHAM</b>										
<b>Lap</b>	<b>1</b>	<b>2</b>	<b>3</b>	<b>4</b>	<b>5</b>	<b>6</b>	<b>7</b>	<b>8</b>	<b>9</b>	<b>10</b>	
1	1:58.59	2:08.08	1:53.63	1:53.68	1:52.38						
<b>41</b>	<b>Jason WOOD</b>										
<b>Lap</b>	<b>1</b>	<b>2</b>	<b>3</b>	<b>4</b>	<b>5</b>	<b>6</b>	<b>7</b>	<b>8</b>	<b>9</b>	<b>10</b>	
1	2:03.57	1:58.00	1:54.82	1:53.61	1:54.78	1:53.84	1:54.29				
<b>69</b>	<b>Scott WOODHEAD</b>										
<b>Lap</b>	<b>1</b>	<b>2</b>	<b>3</b>	<b>4</b>	<b>5</b>	<b>6</b>	<b>7</b>	<b>8</b>	<b>9</b>	<b>10</b>	
1	2:02.09	1:55.94	1:55.12	1:56.56	1:54.61	2:06.71	1:54.93				

<b>72</b>	<b>Lee SCOTT</b>									
<b>Lap</b>	<b>1</b>	<b>2</b>	<b>3</b>	<b>4</b>	<b>5</b>	<b>6</b>	<b>7</b>	<b>8</b>	<b>9</b>	<b>10</b>
1	1:56.63	1:51.25	1:51.97	1:50.71	1:51.13	1:50.73	1:51.25			
<b>77</b>	<b>Craig EMMERSON</b>									
<b>Lap</b>	<b>1</b>	<b>2</b>	<b>3</b>	<b>4</b>	<b>5</b>	<b>6</b>	<b>7</b>	<b>8</b>	<b>9</b>	<b>10</b>
1	2:07.74	2:00.98	1:57.01	1:57.98	1:57.48	1:56.31	1:55.40			
<b>81</b>	<b>Ryan CLARKE</b>									
<b>Lap</b>	<b>1</b>	<b>2</b>	<b>3</b>	<b>4</b>	<b>5</b>	<b>6</b>	<b>7</b>	<b>8</b>	<b>9</b>	<b>10</b>
1	1:57.16	1:52.38	1:51.17	1:51.23	1:51.37	1:51.29	2:01.14			
<b>87</b>	<b>Stewart PLACE</b>									
<b>Lap</b>	<b>1</b>	<b>2</b>	<b>3</b>	<b>4</b>	<b>5</b>	<b>6</b>	<b>7</b>	<b>8</b>	<b>9</b>	<b>10</b>
1	1:58.23	1:52.19	1:52.02	1:52.61	1:52.09	1:51.74	1:51.94			
<b>88</b>	<b>Martin CAYZER</b>									
<b>Lap</b>	<b>1</b>	<b>2</b>	<b>3</b>	<b>4</b>	<b>5</b>	<b>6</b>	<b>7</b>	<b>8</b>	<b>9</b>	<b>10</b>
1	1:58.56	1:54.13	1:54.02	1:54.01	1:53.45	1:54.33	1:55.38			
<b>91</b>	<b>Steve GROOM</b>									
<b>Lap</b>	<b>1</b>	<b>2</b>	<b>3</b>	<b>4</b>	<b>5</b>	<b>6</b>	<b>7</b>	<b>8</b>	<b>9</b>	<b>10</b>
1	2:03.55	1:57.00	1:56.92	1:57.68	1:56.87	1:56.82	1:56.25			