



demon tweeks

YOKOHAMA

Qualifying 7

Pl	No	Cl	Name	Car	Laps	Time on Lap	Behind	MPH
1	46		Chris DEAR	Peugeot 205 GTi	13	58.42	12	74.44
2	2		Ryan MORGAN	Ford Fiesta XR2	15	58.89	10	73.85
3	87		Stewart PLACE	Peugeot 205 GTi	15	59.17	10	73.50
4	53		Pete MORGAN	Ford Fiesta XR2	15	59.52	7	73.06
5	41		Jason WOOD	Vauxhall Nova GTE	15	59.56	10	73.02
6	6		Andy PHILPOTTS	Ford Fiesta XR2i	15	59.60	12	72.97
7	88		Martin CAYZER	Ford Fiesta XR2i	15	59.65	5	72.91
8	91		Steve GROOM	Ford Fiesta XR2	15	59.69	12	72.86
9	67		Matthew STUBINGTON	Peugeot 205 GTi	15	59.71	10	72.83
10	89		Richard KELSALL	Ford Fiesta XR2i	15	59.92	15	72.58
11	39		Martin RODGERS	Peugeot 205 GTi	15	1:00.04	6	72.43
12	12		James HASLEHURST	Peugeot 205 GTi	15	1:00.04	8	72.43
13	30		William HUMPHRIES	Peugeot 205 GTi	15	1:00.35	15	72.06
14	60		Gary COBOURN	Ford Fiesta XR2	15	1:00.44	4	71.95
15	24		James HANCOCK	Peugeot 205GTi	15	1:00.50	8	71.88
16	58		Peter OSGERBY	Vauxhall Nova GTE	15	1:00.66	15	71.69
17	26		Paul BROCK	Ford Fiesta XR2i	15	1:00.67	15	71.68
18	18		Darren BASSINGTHWAIGHTE	Peugeot 205 GTi	14	1:00.80	9	71.53
19	92		Rick GROOM	Ford Fiesta XR2	10	1:02.33	6	69.77
20	62		Alan DULY	Ford Fiesta XR2i	14	1:03.39	12	68.60

Not-Seen

27 Jack REYNOLDS Peugeot 205 GTi

No 60 - best lap disallowed - track limits

Weather / Track: Bright / Dry

Start Time : 11:41

Brands Hatch Indy

12 Jun 21 12:00

Clerk of Course :	Time Issued :	Chief Timekeeper : Terry Stevens
-------------------	---------------	----------------------------------

THESE RESULTS REMAIN PROVISIONAL FOR A MINIMUM OF 30 MINUTES FROM THE TIME OF ISSUE AND UNTIL ALL JUDICIAL AND TECHNICAL MATTERS HAVE BEEN SETTLED.



Demon Tweeks / Yokohama Classic Stock Hatch Championship

LAP TIMES - Qualifying 7

2 Ryan MORGAN

Lap	1	2	3	4	5	6	7	8	9	10
1	1:09.11	1:01.58	1:00.20	59.19	59.80	59.18	59.15	59.16	59.01	58.89
11	59.36	59.04	1:00.36	59.76	59.02					

6 Andy PHILPOTTS

Lap	1	2	3	4	5	6	7	8	9	10
1	1:08.47	1:01.17	59.81	1:00.53	1:00.23	59.64	59.65	1:00.07	59.75	59.82
11	59.62	59.60	1:00.07	1:00.27	59.70					

12 James HASLEHURST

Lap	1	2	3	4	5	6	7	8	9	10
1	1:09.52	1:03.01	1:03.06	1:00.90	1:00.74	1:00.81	1:00.28	1:00.04	1:00.64	1:00.39
11	1:00.35	1:00.46	1:06.37	1:00.84	1:00.36					

18 Darren BASSINGTHWAIGHTE

Lap	1	2	3	4	5	6	7	8	9	10
1	1:14.95	1:05.00	1:02.41	1:03.70	1:01.51	1:01.12	1:02.49	1:01.11	1:00.80	1:10.37
11	1:03.90	1:01.56	1:06.66	1:01.53						

24 James HANCOCK

Lap	1	2	3	4	5	6	7	8	9	10
1	1:05.59	1:03.72	1:02.36	1:01.72	1:03.73	1:02.11	1:01.45	1:00.50	1:00.74	1:01.19
11	1:02.25	1:01.15	1:02.12	1:01.43	1:00.97					

26 Paul BROCK

Lap	1	2	3	4	5	6	7	8	9	10
1	1:09.09	1:02.01	1:01.33	1:00.84	1:00.74	1:01.07	1:00.71	1:00.92	1:01.44	1:00.74
11	1:00.73	1:01.11	1:01.25	1:00.92	1:00.67					

30 William HUMPHRIES

Lap	1	2	3	4	5	6	7	8	9	10
1	1:05.90	1:01.71	1:00.88	1:00.83	1:00.84	1:01.06	1:00.99	1:01.58	1:00.62	1:01.27
11	1:00.80	1:00.66	1:00.40	1:00.92	1:00.35					

39 Martin RODGERS

Lap	1	2	3	4	5	6	7	8	9	10
1	1:07.16	1:02.67	1:01.54	1:00.58	1:00.15	1:00.04	1:00.18	1:00.22	1:00.55	1:00.40
11	1:01.04	1:00.41	1:00.38	1:00.76	1:00.49					

41 Jason WOOD

Lap	1	2	3	4	5	6	7	8	9	10
1	1:06.21	1:00.88	1:00.40	1:00.02	59.78	1:00.28	59.88	59.79	59.80	59.56
11	59.88	1:00.74	1:00.49	59.91	59.75					

46 Chris DEAR

Lap	1	2	3	4	5	6	7	8	9	10
1	1:04.37	1:00.20	59.59	59.11	59.06	58.88	58.75	58.80	58.92	59.21
11	58.50	58.42	1:02.33							


53	Pete MORGAN									
Lap	1	2	3	4	5	6	7	8	9	10
1	1:05.01	1:00.84	1:00.24	59.76	59.96	1:00.32	59.52	59.83	59.86	1:00.68
11	1:11.28	1:01.28	1:00.68	1:00.49	1:00.14					
58	Peter OSGERBY									
Lap	1	2	3	4	5	6	7	8	9	10
1	1:10.36	1:04.38	1:01.73	1:01.25	1:02.47	1:00.90	1:02.18	1:01.12	1:01.00	1:01.40
11	1:00.98	1:02.28	1:01.06	1:00.97	1:00.66					
60	Gary COBURN									
Lap	1	2	3	4	5	6	7	8	9	10
1	1:09.28	1:02.59	1:02.07	1:00.44	1:00.90	-	1:00.75	1:01.09	1:00.64	1:01.27
11	1:01.26	1:00.82	1:01.00	1:00.78	1:01.42					
62	Alan DULY									
Lap	1	2	3	4	5	6	7	8	9	10
1	1:16.45	1:06.80	1:08.43	1:04.19	1:03.78	1:03.98	1:03.53	1:03.68	1:08.98	1:07.28
11	1:06.77	1:03.39	1:04.68	1:04.11						
67	Matthew STUBINGTON									
Lap	1	2	3	4	5	6	7	8	9	10
1	1:05.81	1:01.99	1:00.70	1:00.80	1:00.52	1:00.29	1:00.18	1:00.05	1:00.03	59.71
11	1:00.22	1:00.22	1:00.30	1:00.38	1:00.30					
87	Stewart PLACE									
Lap	1	2	3	4	5	6	7	8	9	10
1	1:19.40	1:01.62	1:00.23	59.84	59.57	59.82	59.69	59.76	59.42	59.17
11	59.66	59.59	59.49	59.75	59.88					
88	Martin CAYZER									
Lap	1	2	3	4	5	6	7	8	9	10
1	1:05.31	1:00.88	59.92	59.90	59.65	59.66	1:00.82	59.89	1:00.62	1:00.40
11	1:01.71	1:00.47	1:00.30	1:00.18	1:00.91					
89	Richard KELSALL									
Lap	1	2	3	4	5	6	7	8	9	10
1	1:08.52	1:01.61	1:01.87	1:01.14	1:00.53	1:00.50	1:00.41	1:00.25	59.95	59.94
11	1:00.70	1:00.34	1:00.02	1:00.13	59.92					
91	Steve GROOM									
Lap	1	2	3	4	5	6	7	8	9	10
1	1:07.62	1:01.62	1:00.80	1:00.12	59.76	1:00.04	59.92	1:02.86	59.88	59.88
11	1:00.35	59.69	1:00.00	1:00.08	1:00.57					
92	Rick GROOM									
Lap	1	2	3	4	5	6	7	8	9	10
1	1:13.05	1:06.51	1:05.62	1:04.15	1:02.92	1:02.33	1:03.03	1:04.07	1:02.51	1:02.86

RACE GRID

Race 7

Demon Tweeks / Yokohama Classic Stock Hatch Championship

ROW 10	92 01:02.330 Rick GROOM 19	62 01:03.390 Alan DULY 20
ROW 9	26 01:00.670 Paul BROCK 17	18 01:00.800 Darren BASSINGTHWAIG 18
ROW 8	24 01:00.500 James HANCOCK 15	58 01:00.660 Peter OSGERBY 16
ROW 7	30 01:00.350 William HUMPHRIES 13	60 01:00.440 Gary COBURN 14
ROW 6	39 01:00.040 Martin RODGERS 11	12 01:00.040 James HASLEHURST 12
ROW 5	67 00:59.710 Matthew STUBINGTON 9	89 00:59.920 Richard KELSALL 10
ROW 4	88 00:59.650 Martin CAYZER 7	91 00:59.690 Steve GROOM 8
ROW 3	41 00:59.560 Jason WOOD 5	6 00:59.600 Andy PHILPOTTS 6
ROW 2	87 00:59.170 Stewart PLACE 3	53 00:59.520 Pete MORGAN 4
ROW 1	46 00:58.420 Chris DEAR 1	2 00:58.890 Ryan MORGAN 2
POLE		





Provisional Results - Race 7

PI	No	Cl	Name	Car	Laps	Time	Behind	MPH	Best Lap on	MPH
1	2		Ryan MORGAN	Ford Fiesta XR2	15	15:08.23		71.82	59.51	15 73.08
2	6		Andy PHILPOTTS	Ford Fiesta XR2i	15	15:11.36	3.13	71.58	59.81	5 72.71
3	67		Matthew STUBINGTON	Peugeot 205 GTi	15	15:11.76	3.53	71.55	59.51	10 73.08
4	88		Martin CAYZER	Ford Fiesta XR2i	15	15:12.44	4.21	71.49	59.56	7 73.02
5	46		Chris DEAR	Peugeot 205 GTi	15	15:12.80	4.57	71.46	58.83	7 73.92
6	41		Jason WOOD	Vauxhall Nova GTE	15	15:13.03	4.80	71.45	59.57	11 73.00
7	91		Steve GROOM	Ford Fiesta XR2	15	15:13.27	5.04	71.43	59.08	9 73.61
8	39		Martin RODGERS	Peugeot 205 GTi	15	15:15.25	7.02	71.27	59.74	10 72.80
9	24		James HANCOCK	Peugeot 205GTi	15	15:22.76	14.53	70.69	1:00.36	7 72.05
10	89		Richard KELSALL	Ford Fiesta XR2i	15	15:28.98	20.75	70.22	59.59	6 72.98
11	18		Darren BASSINGTHWAIGHTE	Peugeot 205 GTi	15	15:35.70	27.47	69.71	1:00.26	12 72.17
12	12		James HASLEHURST	Peugeot 205 GTi	15	15:38.70	30.47	69.49	1:00.03	14 72.44
13	30		William HUMPHRIES	Peugeot 205 GTi	15	15:41.24	33.01	69.30	59.96	14 72.53
14	26		Paul BROCK	Ford Fiesta XR2i	15	15:44.33	36.10	69.08	1:00.73	10 71.61
15	92		Rick GROOM	Ford Fiesta XR2	15	15:44.84	36.61	69.04	1:00.41	5 71.99
16	62		Alan DULY	Ford Fiesta XR2i	14	15:29.69	1 Lap	65.49	1:03.63	4 68.35
Not-Classified										
	58		Peter OSGERBY	Vauxhall Nova GTE	8	8:33.70	DNF	67.73	1:00.69	7 71.66
	53		Pete MORGAN	Ford Fiesta XR2	7	7:11.22	DNF	70.59	59.62	7 72.94
	87		Stewart PLACE	Peugeot 205 GTi	4	4:11.94	DNF	69.05	1:00.22	3 72.22
	60		Gary COBOURN	Ford Fiesta XR2	1	1:15.92	DNF	57.28	1:09.52	1 62.55
Fastest Lap										
	46		Chris DEAR	Peugeot 205 GTi					58.83	7 73.92

89 - +5s & +10s penalties - track limits

Weather / Track:

Start Time : 16:04

Brands Hatch Indy

12 Jun 21 16:22

Clerk of Course :	Time Issued :	Chief Timekeeper : Terry Stevens
-------------------	---------------	----------------------------------

THESE RESULTS REMAIN PROVISIONAL FOR A MINIMUM OF 30 MINUTES FROM THE TIME OF ISSUE AND UNTIL ALL JUDICIAL AND TECHNICAL MATTERS HAVE BEEN SETTLED.



Lap Chart

Demon Tweeks / Yokohama Classic Stock Hatch Championship - Race 7

Lap 1		Lap 2		Lap 3		Lap 4		Lap 5		Lap 6		Lap 7		Lap 8		Lap 9		Lap 10	
No	Time	No	Time	No	Time	No	Time	No	Time	No	Time	No	Time	No	Time	No	Time	No	Time
2	1:08.48	2	2:08.72	2	3:08.71	2	4:08.57	2	5:08.71	2	6:08.81	2	7:08.65	2	8:08.62	2	9:08.68	2	10:08.84
53	1:09.24	53	2:09.83	6	3:10.16	6	4:10.38	6	5:10.19	6	6:10.33	6	7:10.19	6	8:10.16	6	9:10.21	6	10:10.74
6	1:09.49	6	2:09.88	88	3:10.37	88	4:10.62	88	5:10.90	88	6:11.30	88	7:10.86	88	8:10.63	88	9:10.66	88	10:11.09
88	1:09.74	88	2:10.11	53	3:11.05	53	4:11.11	53	5:11.33	53	6:11.60	53	7:11.22	91	8:12.31	91	9:11.39	91	10:11.25
67	1:10.27	87	2:11.41	87	3:11.63	87	4:11.94	67	5:12.80	91	6:12.86	91	7:12.55	67	8:12.80	67	9:12.59	67	10:12.10
87	1:10.31	67	2:11.51	67	3:12.06	67	4:12.59	91	5:13.06	67	6:12.87	67	7:13.02	41	8:13.15	41	9:12.90	41	10:12.72
41	1:10.48	41	2:11.89	91	3:12.63	91	4:12.60	41	5:13.48	41	6:13.27	41	7:13.20	46	8:13.39	46	9:13.07	46	10:12.87
91	1:10.73	91	2:11.93	41	3:12.78	41	4:12.87	39	5:13.97	39	6:13.79	39	7:13.69	39	8:14.41	39	9:14.41	39	10:14.15
39	1:11.09	39	2:12.21	39	3:13.49	39	4:13.35	89	5:14.86	89	6:14.45	89	7:14.37	89	8:14.85	89	9:14.77	89	10:14.67
89	1:11.43	24	2:13.14	24	3:13.92	24	4:14.38	24	5:15.41	46	6:15.54	46	7:14.37	24	8:16.67	24	9:17.32	24	10:18.32
24	1:12.13	89	2:13.30	89	3:14.03	89	4:14.86	46	5:16.52	24	6:15.91	24	7:16.27	26	8:21.44	26	9:22.34	26	10:23.07
26	1:13.75	26	2:15.24	26	3:16.84	46	4:17.22	26	5:18.87	26	6:19.86	26	7:20.66	30	8:25.71	30	9:26.55	30	10:27.31
60	1:15.92	46	2:18.36	46	3:17.62	26	4:17.92	30	5:23.06	30	6:23.93	30	7:24.88	18	8:27.93	18	9:28.30	18	10:29.20
30	1:16.09	30	2:19.84	30	3:21.32	30	4:22.16	18	5:23.83	18	6:25.49	18	7:26.77	12	8:32.94	12	9:33.71	12	10:34.91
46	1:18.23	18	2:21.35	18	3:22.40	18	4:22.73	12	5:27.00	12	6:29.42	12	7:30.82	58	8:33.70	92	9:38.66	92	10:39.39
18	1:18.25	12	2:22.58	12	3:23.94	12	4:25.91	58	5:27.80	58	6:30.64	58	7:31.33	92	8:38.22	62	10:00.41	62	11:05.20
12	1:18.81	58	2:23.45	58	3:25.38	58	4:26.82	92	5:35.77	92	6:36.75	92	7:37.74	62	8:56.23				
58	1:19.03	62	2:25.12	62	3:29.25	62	4:32.88	62	5:42.74	62	6:47.98	62	7:52.01						
62	1:20.15	92	2:33.86	92	3:34.89	92	4:35.36												
92	1:32.13																		

Lap Chart

Demon Tweeks / Yokohama Classic Stock Hatch Championship - Race 7

Lap 11		Lap 12		Lap 13		Lap 14		Lap 15		Lap 16		Lap 17		Lap 18		Lap 19		Lap 20	
No	Time	No	Time	No	Time	No	Time	No	Time	No	Time	No	Time	No	Time	No	Time	No	Time
2	11:08.87	2	12:09.33	2	13:09.19	2	14:08.72	2	15:08.23										
6	11:11.00	6	12:11.01	6	13:11.18	6	14:11.24	6	15:11.36										
88	11:11.71	88	12:11.92	67	13:12.20	67	14:12.07	67	15:11.76										
67	11:11.97	67	12:12.04	88	13:12.66	88	14:12.51	88	15:12.44										
41	11:12.29	41	12:12.35	41	13:12.79	41	14:12.94	46	15:12.80										
46	11:12.95	46	12:12.54	46	13:12.96	46	14:13.08	41	15:13.03										
91	11:13.54	91	12:13.40	91	13:13.55	91	14:13.53	91	15:13.27										
39	11:14.13	62	12:13.87 *1	39	13:13.90	89	14:14.35	39	15:15.25										
89	11:14.59	39	12:13.99	89	13:14.31	39	14:15.27	24	15:22.76										
24	11:19.56	89	12:14.42	62	13:19.21 *1	24	14:21.96	89	15:28.98										
26	11:24.08	24	12:20.31	24	13:21.36	62	14:24.86 *1	62	15:29.69 *1										
30	11:27.80	26	12:25.20	26	13:26.75	26	14:27.69	18	15:35.70										
18	11:30.32	30	12:28.35	30	13:28.69	30	14:28.65	12	15:38.70										
12	11:35.64	18	12:30.58	18	13:31.24	18	14:31.67	30	15:41.24										
92	11:39.94	12	12:36.33	12	13:36.60	12	14:36.63	26	15:44.33										
		92	12:40.55	92	13:41.96	92	14:43.35	92	15:44.84										

Demon Tweeks / Yokohama Classic Stock Hatch Championship

LAP TIMES - Race 7

2 Ryan MORGAN

Lap	1	2	3	4	5	6	7	8	9	10
1	1:05.71	1:00.24	59.99	59.86	1:00.14	1:00.10	59.84	59.97	1:00.06	1:00.16
11	1:00.03	1:00.46	59.86	59.53	59.51					

6 Andy PHILPOTTS

Lap	1	2	3	4	5	6	7	8	9	10
1	1:06.02	1:00.39	1:00.28	1:00.22	59.81	1:00.14	59.86	59.97	1:00.05	1:00.53
11	1:00.26	1:00.01	1:00.17	1:00.06	1:00.12					

12 James HASLEHURST

Lap	1	2	3	4	5	6	7	8	9	10
1	1:13.97	1:03.77	1:01.36	1:01.97	1:01.09	1:02.42	1:01.40	1:02.12	1:00.77	1:01.20
11	1:00.73	1:00.69	1:00.27	1:00.03	1:02.07					

18 Darren BASSINGTHWAIGHTE

Lap	1	2	3	4	5	6	7	8	9	10
1	1:11.38	1:03.10	1:01.05	1:00.33	1:01.10	1:01.66	1:01.28	1:01.16	1:00.37	1:00.90
11	1:01.12	1:00.26	1:00.66	1:00.43	1:04.03					

24 James HANCOCK

Lap	1	2	3	4	5	6	7	8	9	10
1	1:06.19	1:01.01	1:00.78	1:00.46	1:01.03	1:00.50	1:00.36	1:00.40	1:00.65	1:01.00
11	1:01.24	1:00.75	1:01.05	1:00.60	1:00.80					

26 Paul BROCK

Lap	1	2	3	4	5	6	7	8	9	10
1	1:07.38	1:01.49	1:01.60	1:01.08	1:00.95	1:00.99	1:00.80	1:00.78	1:00.90	1:00.73
11	1:01.01	1:01.12	1:01.55	1:00.94	1:16.64					

30 William HUMPHRIES

Lap	1	2	3	4	5	6	7	8	9	10
1	1:09.96	1:03.75	1:01.48	1:00.84	1:00.90	1:00.87	1:00.95	1:00.83	1:00.84	1:00.76
11	1:00.49	1:00.55	1:00.34	59.96	1:12.59					

39 Martin RODGERS

Lap	1	2	3	4	5	6	7	8	9	10
1	1:06.37	1:01.12	1:01.28	59.86	1:00.62	59.82	59.90	1:00.72	1:00.00	59.74
11	59.98	59.86	59.91	1:01.37	59.98					

41 Jason WOOD

Lap	1	2	3	4	5	6	7	8	9	10
1	1:06.57	1:01.41	1:00.89	1:00.09	1:00.61	59.79	59.93	59.95	59.75	59.82
11	59.57	1:00.06	1:00.44	1:00.15	1:00.09					

46 Chris DEAR

Lap	1	2	3	4	5	6	7	8	9	10
1	1:08.08	1:00.13	59.26	59.60	59.30	59.02	58.83	59.02	59.68	59.80
11	1:00.08	59.59	1:00.42	1:00.12	59.72					

53	Pete MORGAN									
Lap	1	2	3	4	5	6	7	8	9	10
1	1:05.85	1:00.59	1:01.22	1:00.06	1:00.22	1:00.27	59.62			
58	Peter OSGERBY									
Lap	1	2	3	4	5	6	7	8	9	10
1	1:12.50	1:04.42	1:01.93	1:01.44	1:00.98	1:02.84	1:00.69	1:02.37		
60	Gary COBURN									
Lap	1	2	3	4	5	6	7	8	9	10
1	1:09.52									
62	Alan DULY									
Lap	1	2	3	4	5	6	7	8	9	10
1	1:13.14	1:04.97	1:04.13	1:03.63	1:09.86	1:05.24	1:04.03	1:04.22	1:04.18	1:04.79
11	1:08.67	1:05.34	1:05.65	1:04.83						
67	Matthew STUBINGTON									
Lap	1	2	3	4	5	6	7	8	9	10
1	1:05.84	1:01.24	1:00.55	1:00.53	1:00.21	1:00.07	1:00.15	59.78	59.79	59.51
11	59.87	1:00.07	1:00.16	59.87	59.69					
87	Stewart PLACE									
Lap	1	2	3	4	5	6	7	8	9	10
1	1:07.39	1:01.10	1:00.22	1:00.31						
88	Martin CAYZER									
Lap	1	2	3	4	5	6	7	8	9	10
1	1:05.61	1:00.37	1:00.26	1:00.25	1:00.28	1:00.40	59.56	59.77	1:00.03	1:00.43
11	1:00.62	1:00.21	1:00.74	59.85	59.93					
89	Richard KELSALL									
Lap	1	2	3	4	5	6	7	8	9	10
1	1:06.87	1:01.87	1:00.73	1:00.83	1:00.00	59.59	59.92	1:00.48	59.92	59.90
11	59.92	59.83	59.89	1:00.04	59.63					
91	Steve GROOM									
Lap	1	2	3	4	5	6	7	8	9	10
1	1:06.74	1:01.20	1:00.70	59.97	1:00.46	59.80	59.69	59.76	59.08	59.86
11	1:02.29	59.86	1:00.15	59.98	59.74					
92	Rick GROOM									
Lap	1	2	3	4	5	6	7	8	9	10
1	1:25.97	1:01.73	1:01.03	1:00.47	1:00.41	1:00.98	1:00.99	1:00.48	1:00.44	1:00.73
11	1:00.55	1:00.61	1:01.41	1:01.39	1:01.49					



demon tweeks

YOKOHAMA

Qualifying 7

2nd Best Times

PI	No	CI	Name	Car	Laps	2nd Best on Lap
1	46		Chris DEAR	Peugeot 205 GTi	13	58.50 11
2	2		Ryan MORGAN	Ford Fiesta XR2	15	59.01 9
3	87		Stewart PLACE	Peugeot 205 GTi	15	59.42 9
4	6		Andy PHILPOTTS	Ford Fiesta XR2i	15	59.62 11
5	88		Martin CAYZER	Ford Fiesta XR2i	15	59.66 6
6	41		Jason WOOD	Vauxhall Nova GTE	15	59.75 15
7	53		Pete MORGAN	Ford Fiesta XR2	15	59.76 4
8	91		Steve GROOM	Ford Fiesta XR2	15	59.76 5
9	89		Richard KELSALL	Ford Fiesta XR2i	15	59.94 10
10	67		Matthew STUBINGTON	Peugeot 205 GTi	15	1:00.03 9
11	39		Martin RODGERS	Peugeot 205 GTi	15	1:00.15 5
12	12		James HASLEHURST	Peugeot 205 GTi	15	1:00.28 7
13	30		William HUMPHRIES	Peugeot 205 GTi	15	1:00.40 13
14	60		Gary COBOURN	Ford Fiesta XR2	15	1:00.64 9
15	26		Paul BROCK	Ford Fiesta XR2i	15	1:00.71 7
16	24		James HANCOCK	Peugeot 205GTi	15	1:00.74 9
17	58		Peter OSGERBY	Vauxhall Nova GTE	15	1:00.90 6
18	18		Darren BASSINGTHWAIGHTE	Peugeot 205 GTi	14	1:01.11 8
19	92		Rick GROOM	Ford Fiesta XR2	10	1:02.51 9
20	62		Alan DULY	Ford Fiesta XR2i	14	1:03.53 7

Not-Seen

27 Jack REYNOLDS Peugeot 205 GTi

No 60 - best lap disallowed - track limits

Weather / Track: Bright / Dry

Start Time : 11:41

Brands Hatch Indy

12 Jun 21 12:02

Clerk of Course :	Time Issued :	Chief Timekeeper : Terry Stevens
-------------------	---------------	----------------------------------

THESE RESULTS REMAIN PROVISIONAL FOR A MINIMUM OF 30 MINUTES FROM THE TIME OF ISSUE AND UNTIL ALL JUDICIAL AND TECHNICAL MATTERS HAVE BEEN SETTLED.



RACE GRID

Race 14

Demon Tweeks / Yokohama Classic Stock Hatch Championship

ROW 10	92 01:02.510 Rick GROOM 19	62 01:03.530 Alan DULY 20
ROW 9	58 01:00.900 Peter OSGERBY 17	18 01:01.110 Darren BASSINGTHWAIG 18
ROW 8	26 01:00.710 Paul BROCK 15	24 01:00.740 James HANCOCK 16
ROW 7	30 01:00.400 William HUMPHRIES 13	60 01:00.640 Gary COBURN 14
ROW 6	39 01:00.150 Martin RODGERS 11	12 01:00.280 James HASLEHURST 12
ROW 5	89 00:59.940 Richard KELSALL 9	67 01:00.030 Matthew STUBINGTON 10
ROW 4	53 00:59.760 Pete MORGAN 7	91 00:59.760 Steve GROOM 8
ROW 3	88 00:59.660 Martin CAYZER 5	41 00:59.750 Jason WOOD 6
ROW 2	87 00:59.420 Stewart PLACE 3	6 00:59.620 Andy PHILPOTTS 4
ROW 1	46 00:58.500 Chris DEAR 1	2 00:59.010 Ryan MORGAN 2

POLE



Provisional Results - Race 14

PI	No	Cl	Name	Car	Laps	Time	Behind	MPH	Best Lap on	MPH
1	46		Chris DEAR	Peugeot 205 GTi	15	14:58.43		72.61	58.93	10 73.80
2	2		Ryan MORGAN	Ford Fiesta XR2	15	15:03.35	4.92	72.21	58.87	10 73.87
3	88		Martin CAYZER	Ford Fiesta XR2i	15	15:06.61	8.18	71.95	59.47	4 73.13
4	6		Andy PHILPOTTS	Ford Fiesta XR2i	15	15:13.19	14.76	71.43	59.69	4 72.86
5	53		Pete MORGAN	Ford Fiesta XR2	15	15:13.92	15.49	71.38	59.45	4 73.15
6	87		Stewart PLACE	Peugeot 205 GTi	15	15:14.09	15.66	71.36	59.70	15 72.84
7	91		Steve GROOM	Ford Fiesta XR2	15	15:18.09	19.66	71.05	1:00.07	11 72.40
8	67		Matthew STUBINGTON	Peugeot 205 GTi	15	15:20.08	21.65	70.90	1:00.23	14 72.20
9	41		Jason WOOD	Vauxhall Nova GTE	15	15:20.25	21.82	70.89	1:00.07	8 72.40
10	89		Richard KELSALL	Ford Fiesta XR2i	15	15:20.77	22.34	70.85	59.81	8 72.71
11	39		Martin RODGERS	Peugeot 205 GTi	15	15:21.00	22.57	70.83	59.70	11 72.84
12	12		James HASLEHURST	Peugeot 205 GTi	15	15:21.27	22.84	70.81	59.72	8 72.82
13	60		Gary COBOURN	Ford Fiesta XR2	15	15:26.42	27.99	70.41	1:00.24	12 72.19
14	92		Rick GROOM	Ford Fiesta XR2	15	15:40.10	41.67	69.39	1:01.00	6 71.29
15	18		Darren BASSINGTHWAIGHTE	Peugeot 205 GTi	15	15:40.54	42.11	69.36	1:00.43	14 71.96
16	26		Paul BROCK	Ford Fiesta XR2i	15	15:42.33	43.90	69.22	1:00.42	13 71.98
17	58		Peter OSGERBY	Vauxhall Nova GTE	15	15:58.51	1:00.08	68.06	1:01.02	10 71.27
18	62		Alan DULY	Ford Fiesta XR2i	14	15:22.49	1 Lap	66.00	1:03.84	10 68.12
Not-Classified										
	30		William HUMPHRIES	Peugeot 205 GTi	12	12:25.59	DNF	69.99	1:00.48	8 71.90
	24		James HANCOCK	Peugeot 205GTi	11	11:46.27	DNF	67.73	1:00.45	4 71.94
Fastest Lap										
	2		Ryan MORGAN	Ford Fiesta XR2					58.87	10 73.87

No 2 - 5s penalty - track limits

Weather / Track: Bright / Dry

Start Time : 12:45

Brands Hatch Indy

13 Jun 21 13:03

Clerk of Course :	Time Issued :	Chief Timekeeper : Terry Stevens
-------------------	---------------	----------------------------------

THESE RESULTS REMAIN PROVISIONAL FOR A MINIMUM OF 30 MINUTES FROM THE TIME OF ISSUE AND UNTIL ALL JUDICIAL AND TECHNICAL MATTERS HAVE BEEN SETTLED.



Lap Chart

Demon Tweeks / Yokohama Classic Stock Hatch Championship - Race 14

Lap 1		Lap 2		Lap 3		Lap 4		Lap 5		Lap 6		Lap 7		Lap 8		Lap 9		Lap 10	
No	Time	No	Time	No	Time	No	Time	No	Time	No	Time	No	Time	No	Time	No	Time	No	Time
46	1:07.91	46	2:07.77	46	3:07.26	46	4:06.39	2	5:06.02	2	6:05.24	2	7:04.51	2	8:03.82	2	9:02.81	2	10:01.68
2	1:08.68	2	2:08.38	2	3:07.57	2	4:06.55	46	5:06.35	46	6:05.55	46	7:04.78	46	8:04.13	46	9:03.24	46	10:02.17
88	1:08.98	88	2:09.14	88	3:08.72	88	4:08.19	88	5:07.87	88	6:07.61	88	7:07.67	88	8:07.27	88	9:06.91	88	10:06.66
87	1:09.88	87	2:10.19	87	3:10.13	87	4:10.34	6	5:11.91	6	6:12.28	6	7:12.35	6	8:12.31	6	9:12.28	6	10:12.67
6	1:10.13	6	2:10.74	6	3:10.74	6	4:10.43	53	5:12.64	53	6:12.71	53	7:12.83	53	8:12.82	53	9:12.74	53	10:13.09
67	1:11.46	53	2:12.06	53	3:11.80	53	4:11.25	87	5:12.69	87	6:13.10	87	7:13.38	87	8:13.32	87	9:13.34	87	10:13.42
53	1:11.58	91	2:13.44	91	3:13.55	91	4:14.00	91	5:14.18	91	6:14.61	91	7:15.11	91	8:15.30	91	9:15.72	91	10:16.40
91	1:11.64	67	2:13.44	67	3:14.30	67	4:15.09	67	5:15.59	67	6:16.18	67	7:16.44	67	8:17.01	67	9:17.65	67	10:18.09
41	1:11.84	41	2:13.69	41	3:14.41	41	4:15.24	41	5:15.90	41	6:16.35	41	7:17.07	41	8:17.14	41	9:17.85	41	10:18.18
89	1:12.27	89	2:14.15	89	3:14.99	89	4:15.72	89	5:16.36	89	6:16.96	89	7:17.86	89	8:17.67	89	9:18.39	89	10:18.53
39	1:13.05	39	2:14.85	39	3:15.85	39	4:16.56	39	5:17.71	39	6:18.68	39	7:18.64	39	8:18.53	39	9:18.66	12	10:19.68
60	1:13.43	60	2:15.37	24	3:16.89	24	4:17.34	24	5:18.06	12	6:19.43	12	7:19.26	12	8:18.98	12	9:18.98	39	10:19.71
12	1:13.56	12	2:16.28	60	3:17.33	60	4:18.29	12	5:19.38	24	6:20.12	60	7:21.72	60	8:22.35	60	9:23.11	60	10:23.74
24	1:14.28	24	2:16.33	12	3:17.37	12	4:18.35	60	5:19.82	60	6:20.67	24	7:22.28	30	8:22.91	30	9:23.43	30	10:24.24
92	1:14.44	92	2:16.70	30	3:19.05	30	4:19.56	30	5:20.08	30	6:21.33	30	7:22.43	24	8:22.97	24	9:24.40	24	10:26.55
30	1:14.58	26	2:16.96	92	3:22.42	92	4:24.03	92	5:25.71	92	6:26.71	92	7:27.81	92	8:29.53	92	9:31.65	92	10:32.87
26	1:14.74	30	2:17.34	58	3:22.65	58	4:24.62	58	5:26.07	58	6:27.27	58	7:28.73	58	8:29.95	26	9:31.93	26	10:33.31
18	1:16.34	18	2:18.36	18	3:22.90	18	4:25.44	26	5:26.47	26	6:27.49	26	7:29.22	26	8:30.45	18	9:32.72	18	10:33.60
58	1:17.13	58	2:20.00	26	3:24.92	26	4:25.47	18	5:26.72	18	6:28.15	18	7:29.57	18	8:30.80	58	9:33.23	58	10:34.25
62	1:18.37	62	2:24.22	62	3:30.26	62	4:34.84	62	5:39.52	62	6:43.88	62	7:48.32	62	8:52.26	62	9:56.55	62	11:00.39

Lap Chart

Demon Tweeks / Yokohama Classic Stock Hatch Championship - Race 14

Lap 11		Lap 12		Lap 13		Lap 14		Lap 15		Lap 16		Lap 17		Lap 18		Lap 19		Lap 20	
No	Time	No	Time	No	Time	No	Time	No	Time	No	Time	No	Time	No	Time	No	Time	No	Time
2	11:00.90	2	12:00.29	2	12:59.80	2	13:59.06	46	14:58.43										
46	11:01.20	46	12:00.47	46	13:00.04	46	13:59.26	2	15:03.35										
88	11:06.37	62	12:05.71 *1	88	13:06.15	88	14:06.12	88	15:06.61										
6	11:12.78	88	12:05.94	62	13:09.95 *1	6	14:13.00	6	15:13.19										
53	11:13.36	6	12:12.91	6	13:12.81	53	14:13.45	53	15:13.92										
87	11:13.82	53	12:13.62	53	13:13.44	87	14:14.39	87	15:14.09										
91	11:16.47	87	12:13.81	87	13:13.74	62	14:15.01 *1	91	15:18.09										
67	11:18.56	91	12:16.93	91	13:17.12	91	14:17.59	67	15:20.08										
41	11:18.64	67	12:18.89	67	13:19.15	67	14:19.38	41	15:20.25										
89	11:19.12	41	12:18.93	41	13:19.31	41	14:19.50	89	15:20.77										
39	11:19.41	89	12:19.27	89	13:19.83	89	14:19.98	39	15:21.00										
12	11:19.72	39	12:19.49	39	13:20.08	39	14:20.11	12	15:21.27										
60	11:24.34	12	12:19.85	12	13:20.42	12	14:21.02	62	15:22.49 *1										
30	11:24.74	60	12:24.58	60	13:25.01	60	14:25.77	60	15:26.42										
92	11:34.68	30	12:25.59	92	13:37.51	92	14:38.63	92	15:40.10										
18	11:37.63	92	12:36.30	18	13:38.98	18	14:39.41	18	15:40.54										
26	11:40.34	18	12:38.47	26	13:41.36	26	14:41.86	26	15:42.33										
24	11:46.27	26	12:40.94	58	13:56.22	58	14:57.33	58	15:58.51										
58	11:51.21	58	12:54.90																

Demon Tweeks / Yokohama Classic Stock Hatch Championship

LAP TIMES - Race 14

2 Ryan MORGAN

Lap	1	2	3	4	5	6	7	8	9	10
1	1:05.28	59.70	59.19	58.98	59.47	59.22	59.27	59.31	58.99	58.87
11	59.22	59.39	59.51	59.26	59.29					

6 Andy PHILPOTTS

Lap	1	2	3	4	5	6	7	8	9	10
1	1:06.23	1:00.61	1:00.00	59.69	1:01.48	1:00.37	1:00.07	59.96	59.97	1:00.39
11	1:00.11	1:00.13	59.90	1:00.19	1:00.19					

12 James HASLEHURST

Lap	1	2	3	4	5	6	7	8	9	10
1	1:07.89	1:02.72	1:01.09	1:00.98	1:01.03	1:00.05	59.83	59.72	1:00.00	1:00.70
11	1:00.04	1:00.13	1:00.57	1:00.60	1:00.25					

18 Darren BASSINGTHWAIGHTE

Lap	1	2	3	4	5	6	7	8	9	10
1	1:09.50	1:02.02	1:04.54	1:02.54	1:01.28	1:01.43	1:01.42	1:01.23	1:01.92	1:00.88
11	1:04.03	1:00.84	1:00.51	1:00.43	1:01.13					

24 James HANCOCK

Lap	1	2	3	4	5	6	7	8	9	10
1	1:07.83	1:02.05	1:00.56	1:00.45	1:00.72	1:02.06	1:02.16	1:00.69	1:01.43	1:02.15
11	1:19.72									

26 Paul BROCK

Lap	1	2	3	4	5	6	7	8	9	10
1	1:08.20	1:02.22	1:07.96	1:00.55	1:01.00	1:01.02	1:01.73	1:01.23	1:01.48	1:01.38
11	1:07.03	1:00.60	1:00.42	1:00.50	1:00.47					

30 William HUMPHRIES

Lap	1	2	3	4	5	6	7	8	9	10
1	1:08.45	1:02.76	1:01.71	1:00.51	1:00.52	1:01.25	1:01.10	1:00.48	1:00.52	1:00.81
11	1:00.50	1:00.85								

39 Martin RODGERS

Lap	1	2	3	4	5	6	7	8	9	10
1	1:07.57	1:01.80	1:01.00	1:00.71	1:01.15	1:00.97	59.96	59.89	1:00.13	1:01.05
11	59.70	1:00.08	1:00.59	1:00.03	1:00.89					


41 Jason WOOD

Lap	1	2	3	4	5	6	7	8	9	10
1	1:07.54	1:01.85	1:00.72	1:00.83	1:00.66	1:00.45	1:00.72	1:00.07	1:00.71	1:00.33
11	1:00.46	1:00.29	1:00.38	1:00.19	1:00.75					


46 Chris DEAR

Lap	1	2	3	4	5	6	7	8	9	10
1	1:04.87	59.86	59.49	59.13	59.96	59.20	59.23	59.35	59.11	58.93
11	59.03	59.27	59.57	59.22	59.17					

53	Pete MORGAN									
Lap	1	2	3	4	5	6	7	8	9	10
1	1:06.67	1:00.48	59.74	59.45	1:01.39	1:00.07	1:00.12	59.99	59.92	1:00.35
11	1:00.27	1:00.26	59.82	1:00.01	1:00.47					
58	Peter OSGERBY									
Lap	1	2	3	4	5	6	7	8	9	10
1	1:09.73	1:02.87	1:02.65	1:01.97	1:01.45	1:01.20	1:01.46	1:01.22	1:03.28	1:01.02
11	1:16.96	1:03.69	1:01.32	1:01.11	1:01.18					
60	Gary COBOURN									
Lap	1	2	3	4	5	6	7	8	9	10
1	1:07.70	1:01.94	1:01.96	1:00.96	1:01.53	1:00.85	1:01.05	1:00.63	1:00.76	1:00.63
11	1:00.60	1:00.24	1:00.43	1:00.76	1:00.65					
62	Alan DULY									
Lap	1	2	3	4	5	6	7	8	9	10
1	1:10.29	1:05.85	1:06.04	1:04.58	1:04.68	1:04.36	1:04.44	1:03.94	1:04.29	1:03.84
11	1:05.32	1:04.24	1:05.06	1:07.48						
67	Matthew STUBINGTON									
Lap	1	2	3	4	5	6	7	8	9	10
1	1:06.39	1:01.98	1:00.86	1:00.79	1:00.50	1:00.59	1:00.26	1:00.57	1:00.64	1:00.44
11	1:00.47	1:00.33	1:00.26	1:00.23	1:00.70					
87	Stewart PLACE									
Lap	1	2	3	4	5	6	7	8	9	10
1	1:06.01	1:00.31	59.94	1:00.21	1:02.35	1:00.41	1:00.28	59.94	1:00.02	1:00.08
11	1:00.40	59.99	59.93	1:00.65	59.70					
88	Martin CAYZER									
Lap	1	2	3	4	5	6	7	8	9	10
1	1:04.54	1:00.16	59.58	59.47	59.68	59.74	1:00.06	59.60	59.64	59.75
11	59.71	59.57	1:00.21	59.97	1:00.49					
89	Richard KELSALL									
Lap	1	2	3	4	5	6	7	8	9	10
1	1:07.03	1:01.88	1:00.84	1:00.73	1:00.64	1:00.60	1:00.90	59.81	1:00.72	1:00.14
11	1:00.59	1:00.15	1:00.56	1:00.15	1:00.79					
91	Steve GROOM									
Lap	1	2	3	4	5	6	7	8	9	10
1	1:06.91	1:01.80	1:00.11	1:00.45	1:00.18	1:00.43	1:00.50	1:00.19	1:00.42	1:00.68
11	1:00.07	1:00.46	1:00.19	1:00.47	1:00.50					
92	Rick GROOM									
Lap	1	2	3	4	5	6	7	8	9	10
1	1:07.73	1:02.26	1:05.72	1:01.61	1:01.68	1:01.00	1:01.10	1:01.72	1:02.12	1:01.22
11	1:01.81	1:01.62	1:01.21	1:01.12	1:01.47					




RACE GRID



Demon Tweeks / Yokohama Classic Stock Hatch Championship

Race 18

ROW 10	30 William HUMPHRIES	24 James HANCOCK
ROW 9	58 Peter OSGERBY	62 Alan DULY
ROW 8	18 Darren BASSINGTHWAI	26 Paul BROCK
ROW 7	60 Gary COBOURN	92 Rick GROOM
ROW 6	39 Martin RODGERS	12 James HASLEHURST
ROW 5	41 Jason WOOD	89 Richard KELSALL
ROW 4	91 Steve GROOM	67 Matthew STUBINGTON
ROW 3	53 Pete MORGAN	87 Stewart PLACE
ROW 2	88 Martin CAYZER	6 Andy PHILPOTTS
ROW 1	46 Chris DEAR	2 Ryan MORGAN
POLE		
		



Provisional Results - Race 18

PI	No	Cl	Name	Car	Laps	Time	Behind	MPH	Best Lap on	MPH
1	2		Ryan MORGAN	Ford Fiesta XR2	9	9:01.79		72.24	58.81	4 73.95
2	46		Chris DEAR	Peugeot 205 GTi	9	9:01.96	0.17	72.22	58.81	4 73.95
3	6		Andy PHILPOTTS	Ford Fiesta XR2i	9	9:10.81	9.02	71.06	59.87	9 72.64
4	91		Steve GROOM	Ford Fiesta XR2	9	9:11.60	9.81	70.96	59.61	9 72.95
5	87		Stewart PLACE	Peugeot 205 GTi	9	9:11.67	9.88	70.95	59.85	4 72.66
6	53		Pete MORGAN	Ford Fiesta XR2	9	9:12.18	10.39	70.88	59.73	7 72.81
7	67		Matthew STUBINGTON	Peugeot 205 GTi	9	9:12.82	11.03	70.80	59.85	5 72.66
8	39		Martin RODGERS	Peugeot 205 GTi	9	9:13.67	11.88	70.69	59.63	8 72.93
9	89		Richard KELSALL	Ford Fiesta XR2i	9	9:14.50	12.71	70.58	59.98	5 72.50
10	41		Jason WOOD	Vauxhall Nova GTE	9	9:14.62	12.83	70.57	59.78	5 72.75
11	92		Rick GROOM	Ford Fiesta XR2	9	9:17.30	15.51	70.23	1:00.13	4 72.32
12	24		James HANCOCK	Peugeot 205GTi	9	9:17.85	16.06	70.16	1:00.12	6 72.34
13	60		Gary COBOURN	Ford Fiesta XR2	9	9:18.78	16.99	70.04	1:00.10	7 72.36
14	18		Darren BASSINGTHWAIGHTE	Peugeot 205 GTi	9	9:19.08	17.29	70.01	59.72	7 72.82
15	12		James HASLEHURST	Peugeot 205 GTi	9	9:19.76	17.97	69.92	59.84	9 72.67
16	30		William HUMPHRIES	Peugeot 205 GTi	9	9:23.02	21.23	69.52	59.96	5 72.53
17	58		Peter OSGERBY	Vauxhall Nova GTE	9	9:28.13	26.34	68.89	1:00.81	7 71.51
18	62		Alan DULY	Ford Fiesta XR2i	9	9:49.18	47.39	66.43	1:03.25	9 68.76
Not-Classified										
	88		Martin CAYZER	Ford Fiesta XR2i	9	9:10.11	NCF	71.15	1:00.04	7 72.43
	26		Paul BROCK	Ford Fiesta XR2i	1	1:13.90	DNF	58.85	1:07.39	1 64.53
Fastest Lap										
	2		Ryan MORGAN	Ford Fiesta XR2					58.81	4 73.95
	46		Chris DEAR	Peugeot 205 GTi					58.81	4 73.95

No 88 not running at time of red flag

Weather / Track:

Start Time : 15:25

Brands Hatch Indy

13 Jun 21 15:39

Clerk of Course :	Time Issued :	Chief Timekeeper : Terry Stevens
-------------------	---------------	----------------------------------

THESE RESULTS REMAIN PROVISIONAL FOR A MINIMUM OF 30 MINUTES FROM THE TIME OF ISSUE AND UNTIL ALL JUDICIAL AND TECHNICAL MATTERS HAVE BEEN SETTLED.



Lap Chart

Demon Tweeks / Yokohama Classic Stock Hatch Championship - Race 18

Lap 1		Lap 2		Lap 3		Lap 4		Lap 5		Lap 6		Lap 7		Lap 8		Lap 9		Lap 10	
No	Time	No	Time	No	Time	No	Time	No	Time	No	Time	No	Time	No	Time	No	Time	No	Time
46	1:07.16	46	2:06.56	46	3:05.88	46	4:04.69	46	5:03.84	46	6:03.49	2	7:03.18	2	8:02.57	2	9:01.79		
2	1:08.30	2	2:07.49	2	3:06.59	2	4:05.40	2	5:04.21	2	6:03.55	46	7:03.40	46	8:02.88	46	9:01.96		
88	1:08.52	88	2:08.64	88	3:08.76	88	4:09.04	88	5:09.23	88	6:09.57	88	7:09.61	88	8:09.76	88	9:10.11		
6	1:09.08	6	2:09.53	6	3:09.87	6	4:10.45	6	5:10.60	6	6:10.76	6	7:10.83	6	8:10.94	6	9:10.81		
87	1:10.06	87	2:10.50	87	3:11.21	87	4:11.06	87	5:11.20	87	6:11.30	91	7:11.37	87	8:11.45	91	9:11.60		
91	1:10.31	91	2:10.68	91	3:11.37	91	4:11.17	91	5:11.35	91	6:11.45	87	7:11.38	91	8:11.99	87	9:11.67		
53	1:10.94	53	2:11.37	53	3:12.02	53	4:11.90	53	5:11.89	53	6:12.14	53	7:11.87	53	8:12.40	53	9:12.18		
89	1:11.32	89	2:11.62	89	3:12.30	67	4:12.91	67	5:12.76	67	6:12.87	67	7:12.86	67	8:12.87	67	9:12.82		
67	1:12.03	67	2:12.52	67	3:12.61	89	4:13.34	89	5:13.32	89	6:13.41	89	7:13.86	89	8:13.74	39	9:13.67		
39	1:12.19	39	2:13.00	39	3:13.39	39	4:13.60	39	5:13.62	39	6:13.59	39	7:14.11	89	8:14.41	89	9:14.50		
92	1:12.88	41	2:13.58	41	3:14.05	41	4:14.10	41	5:13.88	41	6:14.17	41	7:14.46	41	8:14.77	41	9:14.62		
41	1:13.34	92	2:14.33	92	3:15.02	92	4:15.15	92	5:15.65	92	6:16.02	92	7:16.20	92	8:16.73	92	9:17.30		
60	1:13.37	60	2:15.09	60	3:16.14	24	4:16.44	24	5:16.83	24	6:16.95	24	7:17.10	24	8:17.47	24	9:17.85		
26	1:13.90	24	2:15.71	24	3:16.24	60	4:16.96	60	5:17.45	60	6:18.09	60	7:18.19	60	8:18.47	60	9:18.78		
24	1:14.17	12	2:17.00	12	3:18.15	12	4:18.12	12	5:18.19	18	6:19.02	18	7:18.74	18	8:18.74	18	9:19.08		
12	1:14.41	18	2:17.64	18	3:18.59	18	4:18.74	18	5:18.71	12	6:19.52	12	7:19.67	12	8:19.92	12	9:19.76		
18	1:15.42	58	2:19.31	58	3:20.47	30	4:21.10	30	5:21.06	30	6:21.18	30	7:21.86	30	8:22.33	30	9:23.02		
58	1:16.18	30	2:19.95	30	3:20.96	58	4:22.05	58	5:22.95	58	6:24.29	58	7:25.10	58	8:26.30	58	9:28.13		
30	1:16.64	62	2:21.65	62	3:26.20	62	4:30.06	62	5:34.21	62	6:38.44	62	7:42.28	62	8:45.93	62	9:49.18		
62	1:17.50																		

Demon Tweeks / Yokohama Classic Stock Hatch Championship

LAP TIMES - Race 18

2	Ryan MORGAN										
Lap	1	2	3	4	5	6	7	8	9	10	
1	1:04.82	59.19	59.10	58.81	58.81	59.34	59.63	59.39	59.22		
6	Andy PHILPOTTS										
Lap	1	2	3	4	5	6	7	8	9	10	
1	1:05.36	1:00.45	1:00.34	1:00.58	1:00.15	1:00.16	1:00.07	1:00.11	59.87		
12	James HASLEHURST										
Lap	1	2	3	4	5	6	7	8	9	10	
1	1:08.55	1:02.59	1:01.15	59.97	1:00.07	1:01.33	1:00.15	1:00.25	59.84		
18	Darren BASSINGTHWAIGHTE										
Lap	1	2	3	4	5	6	7	8	9	10	
1	1:08.85	1:02.22	1:00.95	1:00.15	59.97	1:00.31	59.72	1:00.00	1:00.34		
24	James HANCOCK										
Lap	1	2	3	4	5	6	7	8	9	10	
1	1:06.96	1:01.54	1:00.53	1:00.20	1:00.39	1:00.12	1:00.15	1:00.37	1:00.38		
26	Paul BROCK										
Lap	1	2	3	4	5	6	7	8	9	10	
1	1:07.39										
30	William HUMPHRIES										
Lap	1	2	3	4	5	6	7	8	9	10	
1	1:09.22	1:03.31	1:01.01	1:00.14	59.96	1:00.12	1:00.68	1:00.47	1:00.69		
39	Martin RODGERS										
Lap	1	2	3	4	5	6	7	8	9	10	
1	1:06.77	1:00.81	1:00.39	1:00.21	1:00.02	59.97	1:00.52	59.63	59.93		
41	Jason WOOD										
Lap	1	2	3	4	5	6	7	8	9	10	
1	1:08.12	1:00.24	1:00.47	1:00.05	59.78	1:00.29	1:00.29	1:00.31	59.85		
46	Chris DEAR										
Lap	1	2	3	4	5	6	7	8	9	10	
1	1:03.83	59.40	59.32	58.81	59.15	59.65	59.91	59.48	59.08		
53	Pete MORGAN										
Lap	1	2	3	4	5	6	7	8	9	10	
1	1:06.42	1:00.43	1:00.65	59.88	59.99	1:00.25	59.73	1:00.53	59.78		
58	Peter OSGERBY										
Lap	1	2	3	4	5	6	7	8	9	10	
1	1:09.41	1:03.13	1:01.16	1:01.58	1:00.90	1:01.34	1:00.81	1:01.20	1:01.83		
60	Gary COBOURN										
Lap	1	2	3	4	5	6	7	8	9	10	
1	1:07.72	1:01.72	1:01.05	1:00.82	1:00.49	1:00.64	1:00.10	1:00.28	1:00.31		

62	Alan DULY									
Lap	1	2	3	4	5	6	7	8	9	10
1	1:10.51	1:04.15	1:04.55	1:03.86	1:04.15	1:04.23	1:03.84	1:03.65	1:03.25	
67	Matthew STUBINGTON									
Lap	1	2	3	4	5	6	7	8	9	10
1	1:07.28	1:00.49	1:00.09	1:00.30	59.85	1:00.11	59.99	1:00.01	59.95	
87	Stewart PLACE									
Lap	1	2	3	4	5	6	7	8	9	10
1	1:05.81	1:00.44	1:00.71	59.85	1:00.14	1:00.10	1:00.08	1:00.07	1:00.22	
88	Martin CAYZER									
Lap	1	2	3	4	5	6	7	8	9	10
1	1:04.61	1:00.12	1:00.12	1:00.28	1:00.19	1:00.34	1:00.04	1:00.15	1:00.35	
89	Richard KELSALL									
Lap	1	2	3	4	5	6	7	8	9	10
1	1:06.00	1:00.30	1:00.68	1:01.04	59.98	1:00.09	1:00.45	1:00.55	1:00.09	
91	Steve GROOM									
Lap	1	2	3	4	5	6	7	8	9	10
1	1:05.69	1:00.37	1:00.69	59.80	1:00.18	1:00.10	59.92	1:00.62	59.61	
92	Rick GROOM									
Lap	1	2	3	4	5	6	7	8	9	10
1	1:07.16	1:01.45	1:00.69	1:00.13	1:00.50	1:00.37	1:00.18	1:00.53	1:00.57	