

# Classic Stock Hatch Championship

## Qualifying 7

Pl	No	Cl	Name	Car	Laps	Time on Lap	Behind	MPH
1	72		Lee SCOTT	Ford Fiesta XR2i	11	1:24.56	7	78.76
2	50		Benjamin LEACH	Ford Fiesta XR2i	11	1:24.83	7	0.27 78.51
3	1		Matt ROZIER	Peugeot 205 GTi	11	1:25.04	8	0.48 78.32
4	3		Matthew STUBINGTON	Peugeot 205 GTi	11	1:25.12	11	0.56 78.24
5	11		Andy PHILPOTTS	Ford Fiesta XR2i	11	1:25.16	7	0.60 78.21
6	4		Andrew THORPE	Citroen AX GTi	10	1:25.71	7	1.15 77.70
7	88		Martin CAYZER	Ford Fiesta XR2i	3	1:25.72	2	1.16 77.69
8	55		Marcus WARD	Ford Fiesta XR2i	2	1:25.84	2	1.28 77.59
9	28		Daniel FILLINGHAM	Peugeot 205 GTi	10	1:25.97	9	1.41 77.47
10	2		Pete MORGAN	Ford Fiesta XR2	11	1:27.47	11	2.91 76.14
11	87		Stewart PLACE	Peugeot 205 GTi	11	1:27.62	9	3.06 76.01
12	7		Derek ROZIER	Ford Fiesta XR2i	10	1:27.93	5	3.37 75.74
13	26		Paul BROCK	Ford Fiesta XR2i	10	1:28.55	7	3.99 75.21
14	24		Richard HERBERT	Ford Fiesta XR2	10	1:28.93	10	4.37 74.89
15	69		Scott WOODHEAD	Peugeot 205 GTi	10	1:29.02	6	4.46 74.81
16	92		Rick GROOM	Ford Fiesta XR2	10	1:30.80	10	6.24 73.35
17	16		Paul ROZIER	Peugeot 205 GTi	10	1:30.96	10	6.40 73.22
18	41		Jason WOOD	Vauxhall Nova GTE	10	1:31.47	7	6.91 72.81
19	33		Esther QUAINMERE	Vauxhall Nova GTE	10	1:31.47	10	6.91 72.81
20	73		Jason WATKINSON	Ford Fiesta XR2i	3	1:31.79	3	7.23 72.56
21	77		Craig EMMERSON	Ford Fiesta XR2	9	1:32.14	8	7.58 72.28
22	34		Ben WARD	Ford Fiesta XR2i	6	1:40.37	3	15.81 66.35
23	5		Edward COOPER	Vauxhall Nova GSi	1	2:19.27	1	54.71 47.82

Weather / Track:

Start Time : 11:24

Silverstone International

19 Aug 17 11:43

Clerk of Course :	Time Issued :	Chief Timekeeper : Terry Stevens
-------------------	---------------	----------------------------------

THESE RESULTS REMAIN PROVISIONAL FOR A MINIMUM OF 30 MINUTES FROM THE TIME OF ISSUE AND UNTIL ALL JUDICIAL AND TECHNICAL MATTERS HAVE BEEN SETTLED.

# Demon Tweaks / Yokohama Classic Stock Hatch Championship


## LAP TIMES - Qualifying 7

<b>1</b>	<b>Matt ROZIER</b>									
<b>Lap</b>	<b>1</b>	<b>2</b>	<b>3</b>	<b>4</b>	<b>5</b>	<b>6</b>	<b>7</b>	<b>8</b>	<b>9</b>	<b>10</b>
1		1:26.03	1:26.25	1:25.62	1:26.26	1:26.26	1:25.62	1:25.04	1:25.74	1:25.70
11	1:27.10									
<b>2</b>	<b>Pete MORGAN</b>									
<b>Lap</b>	<b>1</b>	<b>2</b>	<b>3</b>	<b>4</b>	<b>5</b>	<b>6</b>	<b>7</b>	<b>8</b>	<b>9</b>	<b>10</b>
1		1:27.79	1:27.59	1:27.86	1:28.54	1:27.78	1:27.77	1:28.29	1:28.09	1:27.48
11	1:27.47									
<b>3</b>	<b>Matthew STUBINGTON</b>									
<b>Lap</b>	<b>1</b>	<b>2</b>	<b>3</b>	<b>4</b>	<b>5</b>	<b>6</b>	<b>7</b>	<b>8</b>	<b>9</b>	<b>10</b>
1		1:26.73	1:26.57	1:26.10	1:26.89	1:25.65	1:26.27	1:25.77	1:25.42	1:25.14
11	1:25.12									
<b>4</b>	<b>Andrew THORPE</b>									
<b>Lap</b>	<b>1</b>	<b>2</b>	<b>3</b>	<b>4</b>	<b>5</b>	<b>6</b>	<b>7</b>	<b>8</b>	<b>9</b>	<b>10</b>
1	2:35.85	1:37.79	1:27.25	1:26.95	1:25.97	1:26.66	1:25.71	1:26.14	1:26.07	1:26.33
<b>5</b>	<b>Edward COOPER</b>									
<b>Lap</b>	<b>1</b>	<b>2</b>	<b>3</b>	<b>4</b>	<b>5</b>	<b>6</b>	<b>7</b>	<b>8</b>	<b>9</b>	<b>10</b>
1	2:19.27									
<b>7</b>	<b>Derek ROZIER</b>									
<b>Lap</b>	<b>1</b>	<b>2</b>	<b>3</b>	<b>4</b>	<b>5</b>	<b>6</b>	<b>7</b>	<b>8</b>	<b>9</b>	<b>10</b>
1	2:18.33	1:34.13	1:29.89	1:28.36	1:27.93	1:28.63	1:28.22	1:29.34	1:30.14	1:29.30
<b>11</b>	<b>Andy PHILPOTTS</b>									
<b>Lap</b>	<b>1</b>	<b>2</b>	<b>3</b>	<b>4</b>	<b>5</b>	<b>6</b>	<b>7</b>	<b>8</b>	<b>9</b>	<b>10</b>
1	2:24.13	1:29.80	1:26.56	1:25.49	1:25.71	1:26.22	1:25.16	1:26.44	1:25.69	1:26.52
11	1:29.21									
<b>16</b>	<b>Paul ROZIER</b>									
<b>Lap</b>	<b>1</b>	<b>2</b>	<b>3</b>	<b>4</b>	<b>5</b>	<b>6</b>	<b>7</b>	<b>8</b>	<b>9</b>	<b>10</b>
1	2:16.76	1:37.56	1:31.94	1:31.78	1:34.69	1:31.82	1:31.65	1:34.19	1:31.49	1:30.96
<b>24</b>	<b>Richard HERBERT</b>									
<b>Lap</b>	<b>1</b>	<b>2</b>	<b>3</b>	<b>4</b>	<b>5</b>	<b>6</b>	<b>7</b>	<b>8</b>	<b>9</b>	<b>10</b>
1	2:42.07	1:34.84	1:34.05	1:34.43	1:30.92	1:32.57	1:31.86	1:28.97	1:29.22	1:28.93
<b>26</b>	<b>Paul BROCK</b>									
<b>Lap</b>	<b>1</b>	<b>2</b>	<b>3</b>	<b>4</b>	<b>5</b>	<b>6</b>	<b>7</b>	<b>8</b>	<b>9</b>	<b>10</b>
1	2:13.47	1:34.06	1:31.97	1:31.88	1:29.10	1:28.83	1:28.55	1:29.29	1:32.71	1:28.94
<b>28</b>	<b>Daniel FILLINGHAM</b>									
<b>Lap</b>	<b>1</b>	<b>2</b>	<b>3</b>	<b>4</b>	<b>5</b>	<b>6</b>	<b>7</b>	<b>8</b>	<b>9</b>	<b>10</b>
1	2:14.00	1:32.69	1:30.54	1:28.43	1:27.54	1:26.99	1:26.68	1:26.62	1:25.97	1:26.19
<b>33</b>	<b>Esther QUAINMERE</b>									
<b>Lap</b>	<b>1</b>	<b>2</b>	<b>3</b>	<b>4</b>	<b>5</b>	<b>6</b>	<b>7</b>	<b>8</b>	<b>9</b>	<b>10</b>
1	2:13.09	1:46.51	1:39.66	1:37.49	1:36.56	1:37.27	1:34.27	1:33.17	1:32.20	1:31.47

<b>34</b>	<b>Ben WARD</b>										
	<b>Lap</b>	<b>1</b>	<b>2</b>	<b>3</b>	<b>4</b>	<b>5</b>	<b>6</b>	<b>7</b>	<b>8</b>	<b>9</b>	<b>10</b>
	1		1:55.15	1:40.37	1:46.70	1:51.42	2:18.32				
<b>41</b>	<b>Jason WOOD</b>										
	<b>Lap</b>	<b>1</b>	<b>2</b>	<b>3</b>	<b>4</b>	<b>5</b>	<b>6</b>	<b>7</b>	<b>8</b>	<b>9</b>	<b>10</b>
	1		1:33.94	1:33.82	1:33.91	1:33.86	1:31.60	1:31.47	1:32.57	1:33.91	1:32.30
<b>50</b>	<b>Benjamin LEACH</b>										
	<b>Lap</b>	<b>1</b>	<b>2</b>	<b>3</b>	<b>4</b>	<b>5</b>	<b>6</b>	<b>7</b>	<b>8</b>	<b>9</b>	<b>10</b>
	1		1:25.52	1:25.65	1:25.80	1:26.72	1:25.58	1:24.83	1:25.42	1:29.05	1:25.40
	11	1:25.15									
<b>55</b>	<b>Marcus WARD</b>										
	<b>Lap</b>	<b>1</b>	<b>2</b>	<b>3</b>	<b>4</b>	<b>5</b>	<b>6</b>	<b>7</b>	<b>8</b>	<b>9</b>	<b>10</b>
	1		1:25.84								
<b>69</b>	<b>Scott WOODHEAD</b>										
	<b>Lap</b>	<b>1</b>	<b>2</b>	<b>3</b>	<b>4</b>	<b>5</b>	<b>6</b>	<b>7</b>	<b>8</b>	<b>9</b>	<b>10</b>
	1	2:13.27	1:33.91	1:31.69	1:30.99	1:29.98	1:29.02	1:58.04	1:34.68	1:38.22	1:52.24
<b>72</b>	<b>Lee SCOTT</b>										
	<b>Lap</b>	<b>1</b>	<b>2</b>	<b>3</b>	<b>4</b>	<b>5</b>	<b>6</b>	<b>7</b>	<b>8</b>	<b>9</b>	<b>10</b>
	1	2:24.60	1:31.65	1:26.24	1:26.83	1:24.61	1:25.48	1:24.56	1:25.36	1:25.67	1:26.32
	11	1:25.90									
<b>73</b>	<b>Jason WATKINSON</b>										
	<b>Lap</b>	<b>1</b>	<b>2</b>	<b>3</b>	<b>4</b>	<b>5</b>	<b>6</b>	<b>7</b>	<b>8</b>	<b>9</b>	<b>10</b>
	1	2:18.23	1:39.46	1:31.79							
<b>77</b>	<b>Craig EMMERSON</b>										
	<b>Lap</b>	<b>1</b>	<b>2</b>	<b>3</b>	<b>4</b>	<b>5</b>	<b>6</b>	<b>7</b>	<b>8</b>	<b>9</b>	<b>10</b>
	1	2:27.13	1:46.52	1:40.43	1:38.10	1:34.16	1:33.68	1:32.50	1:32.14	1:33.17	
<b>87</b>	<b>Stewart PLACE</b>										
	<b>Lap</b>	<b>1</b>	<b>2</b>	<b>3</b>	<b>4</b>	<b>5</b>	<b>6</b>	<b>7</b>	<b>8</b>	<b>9</b>	<b>10</b>
	1		1:30.39	1:31.28	1:31.01	1:30.89	1:30.33	1:28.16	1:28.83	1:27.62	1:28.82
	11	1:34.19									
<b>88</b>	<b>Martin CAYZER</b>										
	<b>Lap</b>	<b>1</b>	<b>2</b>	<b>3</b>	<b>4</b>	<b>5</b>	<b>6</b>	<b>7</b>	<b>8</b>	<b>9</b>	<b>10</b>
	1		1:25.72	1:28.15							
<b>92</b>	<b>Rick GROOM</b>										
	<b>Lap</b>	<b>1</b>	<b>2</b>	<b>3</b>	<b>4</b>	<b>5</b>	<b>6</b>	<b>7</b>	<b>8</b>	<b>9</b>	<b>10</b>
	1	2:16.56	1:37.26	1:33.62	1:32.39	1:33.66	1:32.68	1:31.53	1:33.90	1:31.37	1:30.80



# RACE GRID



## Demon Tweeks / Yokohama Classic Stock Hatch Championship

### Race 7

ROW 12	24		23	<b>5</b>	02:19.270 Edward COOPER	
ROW 11	22	<b>34</b>	01:40.370 Ben WARD	21	<b>77</b>	01:32.140 Craig EMMERSON
ROW 10	20	<b>73</b>	01:31.790 Jason WATKINSON	19	<b>33</b>	01:31.470 Esther QUAINMERE
ROW 9	18	<b>41</b>	01:31.470 Jason WOOD	17	<b>16</b>	01:30.960 Paul ROZIER
ROW 8	16	<b>92</b>	01:30.800 Rick GROOM	15	<b>69</b>	01:29.020 Scott WOODHEAD
ROW 7	14	<b>24</b>	01:28.930 Richard HERBERT	13	<b>26</b>	01:28.550 Paul BROCK
ROW 6	12	<b>7</b>	01:27.930 Derek ROZIER	11	<b>87</b>	01:27.620 Stewart PLACE
ROW 5	10	<b>2</b>	01:27.470 Pete MORGAN	9	<b>28</b>	01:25.970 Daniel FILLINGHAM
ROW 4	8	<b>55</b>	01:25.840 Marcus WARD	7	<b>88</b>	01:25.720 Martin CAYZER
ROW 3	6	<b>3</b>	01:25.120 Matthew STUBINGTON	5	<b>4</b>	01:25.710 Andrew THORPE
ROW 2	4	<b>11</b>	01:25.160 Andy PHILPOTTS	3	<b>1</b>	01:25.040 Matt ROZIER
ROW 1	2	<b>50</b>	01:24.830 Benjamin LEACH	1	<b>72</b>	01:24.560 Lee SCOTT
<b>POLE</b>						

No 3 - 2 position penalty from previous meeting

# Classic Stock Hatch Championship

## Provisional Results - Race 7

Pl	No	Cl	Name	Car	Laps	Time	Behind	MPH	Best Lap on	MPH
1	72		Lee SCOTT	Ford Fiesta XR2i	11	15:39.06		78.01	1:24.39	4 78.92
2	1		Matt ROZIER	Peugeot 205 GTi	11	15:39.31	0.25	77.99	1:24.15	7 79.14
3	50		Benjamin LEACH	Ford Fiesta XR2i	11	15:39.85	0.79	77.95	1:24.38	5 78.93
4	3		Matthew STUBINGTON	Peugeot 205 GTi	11	15:47.23	8.17	77.34	1:23.82	7 79.46
5	11		Andy PHILPOTTS	Ford Fiesta XR2i	11	15:49.75	10.69	77.14	1:24.47	7 78.84
6	88		Martin CAYZER	Ford Fiesta XR2i	11	15:50.29	11.23	77.09	1:24.86	6 78.48
7	4		Andrew THORPE	Citroen AX GTi	11	15:50.47	11.41	77.08	1:24.83	7 78.51
8	5		Edward COOPER	Vauxhall Nova GSi	11	15:52.91	13.85	76.88	1:25.18	9 78.19
9	28		Daniel FILLINGHAM	Peugeot 205 GTi	11	15:54.66	15.60	76.74	1:25.15	5 78.21
10	87		Stewart PLACE	Peugeot 205 GTi	11	16:02.22	23.16	76.14	1:26.00	8 77.44
11	2		Pete MORGAN	Ford Fiesta XR2	11	16:07.86	28.80	75.69	1:26.69	9 76.83
12	26		Paul BROCK	Ford Fiesta XR2i	11	16:12.75	33.69	75.31	1:26.58	10 76.92
13	69		Scott WOODHEAD	Peugeot 205 GTi	11	16:19.22	40.16	74.81	1:27.07	9 76.49
14	41		Jason WOOD	Vauxhall Nova GTE	11	16:23.24	44.18	74.51	1:27.70	5 75.94
15	7		Derek ROZIER	Ford Fiesta XR2i	11	16:25.32	46.26	74.35	1:27.08	4 76.48
16	16		Paul ROZIER	Peugeot 205 GTi	11	16:26.23	47.17	74.28	1:27.14	8 76.43
17	92		Rick GROOM	Ford Fiesta XR2	11	16:55.40	1:16.34	72.15	1:29.85	8 74.12
18	33		Esther QUAINMERE	Vauxhall Nova GTE	11	16:57.67	1:18.61	71.99	1:30.25	6 73.80
19	77		Craig EMMERSON	Ford Fiesta XR2	11	16:58.03	1:18.97	71.96	1:29.74	8 74.21

### Not-Classified

55			Marcus WARD	Ford Fiesta XR2i	10	14:22.30	DNF	77.24	1:23.73	7 79.54
34			Ben WARD	Ford Fiesta XR2i	8	12:29.30	DNF	71.11	1:27.54	4 76.08
24			Richard HERBERT	Ford Fiesta XR2	1	2:19.37	DNF	47.79		0 0.00

### Non-Starters

73			Jason WATKINSON	Ford Fiesta XR2i						
----	--	--	-----------------	------------------	--	--	--	--	--	--

### Fastest Lap

55			Marcus WARD	Ford Fiesta XR2i					1:23.73	7 79.54
----	--	--	-------------	------------------	--	--	--	--	---------	---------

Weather / Track:

Start Time : 16:24

Silverstone International

19 Aug 17 16:43

Clerk of Course :	Time Issued :	Chief Timekeeper : Terry Stevens
-------------------	---------------	----------------------------------

THESE RESULTS REMAIN PROVISIONAL FOR A MINIMUM OF 30 MINUTES FROM THE TIME OF ISSUE AND UNTIL ALL JUDICIAL AND TECHNICAL MATTERS HAVE BEEN SETTLED.

# Lap Chart

## Demon Tweeks / Yokohama Classic Stock Hatch Championship - Race 7

Lap 1		Lap 2		Lap 3		Lap 4		Lap 5		Lap 6		Lap 7		Lap 8		Lap 9		Lap 10	
No	Time	No	Time	No	Time	No	Time	No	Time	No	Time	No	Time	No	Time	No	Time	No	Time
72	1:29.98	72	2:54.84	72	4:20.02	72	5:44.41	72	7:09.03	72	8:33.86	72	9:59.01	1	11:24.18	1	12:48.69	72	14:14.21
1	1:30.17	1	2:55.18	1	4:20.23	1	5:44.88	1	7:09.18	1	8:35.22	1	9:59.37	72	11:24.56	72	12:49.22	1	14:14.78
50	1:30.86	50	2:55.94	50	4:20.64	50	5:45.28	50	7:09.66	50	8:35.49	50	9:59.99	50	11:24.60	50	12:50.29	50	14:15.10
88	1:32.08	88	2:57.54	11	4:23.04	11	5:48.67	11	7:14.16	11	8:38.65	11	10:03.12	55	11:29.15	55	12:55.25	55	14:22.30
11	1:32.54	11	2:57.81	88	4:23.37	88	5:48.89	55	7:15.50	55	8:39.78	55	10:03.51	3	11:29.49	11	12:55.29	3	14:22.40
3	1:32.96	55	2:58.63	3	4:24.00	55	5:48.89	3	7:16.14	3	8:40.44	3	10:04.26	11	11:29.55	3	12:55.52	11	14:23.05
55	1:33.05	3	2:58.74	55	4:24.21	3	5:49.29	4	7:16.44	88	8:41.49	88	10:06.49	88	11:33.43	88	12:58.90	88	14:23.77
4	1:33.23	4	2:59.73	4	4:25.47	4	5:50.41	88	7:16.63	4	8:41.92	4	10:06.75	4	11:33.85	4	12:59.24	4	14:24.27
2	1:33.86	28	3:00.16	28	4:26.51	28	5:52.25	28	7:17.40	5	8:44.10	5	10:10.76	5	11:36.90	5	13:02.08	5	14:27.51
28	1:34.06	5	3:00.54	5	4:26.73	5	5:52.47	5	7:17.81	28	8:44.14	28	10:11.12	28	11:37.28	28	13:03.05	28	14:28.87
5	1:34.50	2	3:01.21	2	4:28.00	2	5:56.07	2	7:23.01	87	8:50.77	87	10:17.16	87	11:43.16	87	13:09.63	87	14:35.95
26	1:36.92	87	3:04.92	87	4:31.42	87	5:58.18	87	7:24.30	2	8:51.55	2	10:18.47	2	11:45.41	2	13:12.10	2	14:39.49
87	1:37.57	26	3:05.96	26	4:33.47	26	6:00.72	26	7:27.48	26	8:55.25	26	10:22.81	26	11:50.23	26	13:17.80	26	14:44.38
41	1:38.50	41	3:06.32	41	4:35.48	69	6:04.12	69	7:31.52	69	8:59.35	69	10:26.75	69	11:54.29	69	13:21.36	69	14:49.16
69	1:39.35	69	3:08.20	69	4:36.40	41	6:04.43	41	7:32.13	41	9:00.30	41	10:28.06	41	11:56.97	41	13:25.64	41	14:53.91
16	1:40.09	34	3:09.66	34	4:38.07	34	6:05.61	7	7:36.07	7	9:05.50	7	10:33.85	7	12:01.33	7	13:28.62	7	14:56.13
34	1:40.66	16	3:09.80	16	4:38.77	16	6:06.33	16	7:36.31	16	9:06.35	16	10:34.87	16	12:02.01	16	13:29.55	16	14:57.06
33	1:44.51	7	3:14.43	7	4:41.64	7	6:08.72	34	7:36.76	34	9:06.69	34	10:37.43	92	12:20.16	92	13:50.35	92	15:20.69
77	1:45.64	92	3:17.41	92	4:47.35	92	6:18.42	92	7:49.03	92	9:19.43	92	10:50.31	33	12:22.90	33	13:54.05	33	15:25.67
7	1:45.85	77	3:18.66	77	4:49.30	77	6:20.18	77	7:50.91	33	9:21.96	33	10:52.65	77	12:23.85	77	13:54.45	77	15:25.97
92	1:46.39	33	3:19.79	33	4:50.20	33	6:21.20	33	7:51.71	77	9:22.70	77	10:54.11	34	12:29.30				
24	2:19.37																		

# Lap Chart

## Demon Tweeks / Yokohama Classic Stock Hatch Championship - Race 7

Lap 11		Lap 12		Lap 13		Lap 14		Lap 15		Lap 16		Lap 17		Lap 18		Lap 19		Lap 20	
No	Time	No	Time	No	Time	No	Time	No	Time	No	Time	No	Time	No	Time	No	Time	No	Time
72	15:39.06																		
1	15:39.31																		
50	15:39.85																		
3	15:47.23																		
11	15:49.75																		
88	15:50.29																		
4	15:50.47																		
5	15:52.91																		
28	15:54.66																		
87	16:02.22																		
2	16:07.86																		
26	16:12.75																		
69	16:19.22																		
41	16:23.24																		
7	16:25.32																		
16	16:26.23																		
92	16:55.40																		
33	16:57.67																		
77	16:58.03																		

# Demon Tweeks / Yokohama Classic Stock Hatch Championship

## LAP TIMES - Race 7

---

<b>1</b>	<b>Matt ROZIER</b>										
<b>Lap</b>	<b>1</b>	<b>2</b>	<b>3</b>	<b>4</b>	<b>5</b>	<b>6</b>	<b>7</b>	<b>8</b>	<b>9</b>	<b>10</b>	
1	1:30.17	1:25.01	1:25.05	1:24.65	1:24.30	1:26.04	1:24.15	1:24.81	1:24.51	1:26.09	
11	1:24.53										

---

<b>2</b>	<b>Pete MORGAN</b>										
<b>Lap</b>	<b>1</b>	<b>2</b>	<b>3</b>	<b>4</b>	<b>5</b>	<b>6</b>	<b>7</b>	<b>8</b>	<b>9</b>	<b>10</b>	
1	1:33.86	1:27.35	1:26.79	1:28.07	1:26.94	1:28.54	1:26.92	1:26.94	1:26.69	1:27.39	
11	1:28.37										

---

<b>3</b>	<b>Matthew STUBINGTON</b>										
<b>Lap</b>	<b>1</b>	<b>2</b>	<b>3</b>	<b>4</b>	<b>5</b>	<b>6</b>	<b>7</b>	<b>8</b>	<b>9</b>	<b>10</b>	
1	1:32.96	1:25.78	1:25.26	1:25.29	1:26.85	1:24.30	1:23.82	1:25.23	1:26.03	1:26.88	
11	1:24.83										

---

<b>4</b>	<b>Andrew THORPE</b>										
<b>Lap</b>	<b>1</b>	<b>2</b>	<b>3</b>	<b>4</b>	<b>5</b>	<b>6</b>	<b>7</b>	<b>8</b>	<b>9</b>	<b>10</b>	
1	1:33.23	1:26.50	1:25.74	1:24.94	1:26.03	1:25.48	1:24.83	1:27.10	1:25.39	1:25.03	
11	1:26.20										

---

<b>5</b>	<b>Edward COOPER</b>										
<b>Lap</b>	<b>1</b>	<b>2</b>	<b>3</b>	<b>4</b>	<b>5</b>	<b>6</b>	<b>7</b>	<b>8</b>	<b>9</b>	<b>10</b>	
1	1:34.50	1:26.04	1:26.19	1:25.74	1:25.34	1:26.29	1:26.66	1:26.14	1:25.18	1:25.43	
11	1:25.40										

---

<b>7</b>	<b>Derek ROZIER</b>										
<b>Lap</b>	<b>1</b>	<b>2</b>	<b>3</b>	<b>4</b>	<b>5</b>	<b>6</b>	<b>7</b>	<b>8</b>	<b>9</b>	<b>10</b>	
1	1:45.85	1:28.58	1:27.21	1:27.08	1:27.35	1:29.43	1:28.35	1:27.48	1:27.29	1:27.51	
11	1:29.19										

---

<b>11</b>	<b>Andy PHILPOTTS</b>										
<b>Lap</b>	<b>1</b>	<b>2</b>	<b>3</b>	<b>4</b>	<b>5</b>	<b>6</b>	<b>7</b>	<b>8</b>	<b>9</b>	<b>10</b>	
1	1:32.54	1:25.27	1:25.23	1:25.63	1:25.49	1:24.49	1:24.47	1:26.43	1:25.74	1:27.76	
11	1:26.70										

---

<b>16</b>	<b>Paul ROZIER</b>										
<b>Lap</b>	<b>1</b>	<b>2</b>	<b>3</b>	<b>4</b>	<b>5</b>	<b>6</b>	<b>7</b>	<b>8</b>	<b>9</b>	<b>10</b>	
1	1:40.09	1:29.71	1:28.97	1:27.56	1:29.98	1:30.04	1:28.52	1:27.14	1:27.54	1:27.51	
11	1:29.17										

---

<b>24</b>	<b>Richard HERBERT</b>										
<b>Lap</b>	<b>1</b>	<b>2</b>	<b>3</b>	<b>4</b>	<b>5</b>	<b>6</b>	<b>7</b>	<b>8</b>	<b>9</b>	<b>10</b>	
1	2:19.37										

---

<b>26</b>	<b>Paul BROCK</b>										
<b>Lap</b>	<b>1</b>	<b>2</b>	<b>3</b>	<b>4</b>	<b>5</b>	<b>6</b>	<b>7</b>	<b>8</b>	<b>9</b>	<b>10</b>	
1	1:36.92	1:29.04	1:27.51	1:27.25	1:26.76	1:27.77	1:27.56	1:27.42	1:27.57	1:26.58	
11	1:28.37										

---



<b>28</b>	<b>Daniel FILLINGHAM</b>									
<b>Lap</b>	<b>1</b>	<b>2</b>	<b>3</b>	<b>4</b>	<b>5</b>	<b>6</b>	<b>7</b>	<b>8</b>	<b>9</b>	<b>10</b>
1	1:34.06	1:26.10	1:26.35	1:25.74	1:25.15	1:26.74	1:26.98	1:26.16	1:25.77	1:25.82
11	1:25.79									
<b>33</b>	<b>Esther QUAINMERE</b>									
<b>Lap</b>	<b>1</b>	<b>2</b>	<b>3</b>	<b>4</b>	<b>5</b>	<b>6</b>	<b>7</b>	<b>8</b>	<b>9</b>	<b>10</b>
1	1:44.51	1:35.28	1:30.41	1:31.00	1:30.51	1:30.25	1:30.69	1:30.25	1:31.15	1:31.62
11	1:32.00									
<b>34</b>	<b>Ben WARD</b>									
<b>Lap</b>	<b>1</b>	<b>2</b>	<b>3</b>	<b>4</b>	<b>5</b>	<b>6</b>	<b>7</b>	<b>8</b>	<b>9</b>	<b>10</b>
1	1:40.66	1:29.00	1:28.41	1:27.54	1:31.15	1:29.93	1:30.74	1:51.87		
<b>41</b>	<b>Jason WOOD</b>									
<b>Lap</b>	<b>1</b>	<b>2</b>	<b>3</b>	<b>4</b>	<b>5</b>	<b>6</b>	<b>7</b>	<b>8</b>	<b>9</b>	<b>10</b>
1	1:38.50	1:27.82	1:29.16	1:28.95	1:27.70	1:28.17	1:27.76	1:28.91	1:28.67	1:28.27
11	1:29.33									
<b>50</b>	<b>Benjamin LEACH</b>									
<b>Lap</b>	<b>1</b>	<b>2</b>	<b>3</b>	<b>4</b>	<b>5</b>	<b>6</b>	<b>7</b>	<b>8</b>	<b>9</b>	<b>10</b>
1	1:30.86	1:25.08	1:24.70	1:24.64	1:24.38	1:25.83	1:24.50	1:24.61	1:25.69	1:24.81
11	1:24.75									
<b>55</b>	<b>Marcus WARD</b>									
<b>Lap</b>	<b>1</b>	<b>2</b>	<b>3</b>	<b>4</b>	<b>5</b>	<b>6</b>	<b>7</b>	<b>8</b>	<b>9</b>	<b>10</b>
1	1:33.05	1:25.58	1:25.58	1:24.68	1:26.61	1:24.28	1:23.73	1:25.64	1:26.10	1:27.05
<b>69</b>	<b>Scott WOODHEAD</b>									
<b>Lap</b>	<b>1</b>	<b>2</b>	<b>3</b>	<b>4</b>	<b>5</b>	<b>6</b>	<b>7</b>	<b>8</b>	<b>9</b>	<b>10</b>
1	1:39.35	1:28.85	1:28.20	1:27.72	1:27.40	1:27.83	1:27.40	1:27.54	1:27.07	1:27.80
11	1:30.06									
<b>72</b>	<b>Lee SCOTT</b>									
<b>Lap</b>	<b>1</b>	<b>2</b>	<b>3</b>	<b>4</b>	<b>5</b>	<b>6</b>	<b>7</b>	<b>8</b>	<b>9</b>	<b>10</b>
1	1:29.98	1:24.86	1:25.18	1:24.39	1:24.62	1:24.83	1:25.15	1:25.55	1:24.66	1:24.99
11	1:24.85									
<b>77</b>	<b>Craig EMMERSON</b>									
<b>Lap</b>	<b>1</b>	<b>2</b>	<b>3</b>	<b>4</b>	<b>5</b>	<b>6</b>	<b>7</b>	<b>8</b>	<b>9</b>	<b>10</b>
1	1:45.64	1:33.02	1:30.64	1:30.88	1:30.73	1:31.79	1:31.41	1:29.74	1:30.60	1:31.52
11	1:32.06									
<b>87</b>	<b>Stewart PLACE</b>									
<b>Lap</b>	<b>1</b>	<b>2</b>	<b>3</b>	<b>4</b>	<b>5</b>	<b>6</b>	<b>7</b>	<b>8</b>	<b>9</b>	<b>10</b>
1	1:37.57	1:27.35	1:26.50	1:26.76	1:26.12	1:26.47	1:26.39	1:26.00	1:26.47	1:26.32
11	1:26.27									
<b>88</b>	<b>Martin CAYZER</b>									
<b>Lap</b>	<b>1</b>	<b>2</b>	<b>3</b>	<b>4</b>	<b>5</b>	<b>6</b>	<b>7</b>	<b>8</b>	<b>9</b>	<b>10</b>
1	1:32.08	1:25.46	1:25.83	1:25.52	1:27.74	1:24.86	1:25.00	1:26.94	1:25.47	1:24.87
11	1:26.52									

---

**92 Rick GROOM**

<b>Lap</b>	<b>1</b>	<b>2</b>	<b>3</b>	<b>4</b>	<b>5</b>	<b>6</b>	<b>7</b>	<b>8</b>	<b>9</b>	<b>10</b>
1	1:46.39	1:31.02	1:29.94	1:31.07	1:30.61	1:30.40	1:30.88	1:29.85	1:30.19	1:30.34
11	1:34.71									

## Classic Stock Hatch Championship

### Qualifying 7

#### 2nd Best Times

Pl	No	Cl	Name	Car	Laps	2nd Best on Lap
1	72		Lee SCOTT	Ford Fiesta XR2i	11	1:24.61 5
2	3		Matthew STUBINGTON	Peugeot 205 GTi	11	1:25.14 10
3	50		Benjamin LEACH	Ford Fiesta XR2i	11	1:25.15 11
4	11		Andy PHILPOTTS	Ford Fiesta XR2i	11	1:25.49 4
5	1		Matt ROZIER	Peugeot 205 GTi	11	1:25.62 4
6	4		Andrew THORPE	Citroen AX GTi	10	1:25.97 5
7	28		Daniel FILLINGHAM	Peugeot 205 GTi	10	1:26.19 10
8	2		Pete MORGAN	Ford Fiesta XR2	11	1:27.48 10
9	88		Martin CAYZER	Ford Fiesta XR2i	3	1:28.15 3
10	87		Stewart PLACE	Peugeot 205 GTi	11	1:28.16 7
11	7		Derek ROZIER	Ford Fiesta XR2i	10	1:28.22 7
12	26		Paul BROCK	Ford Fiesta XR2i	10	1:28.83 6
13	24		Richard HERBERT	Ford Fiesta XR2	10	1:28.97 8
14	69		Scott WOODHEAD	Peugeot 205 GTi	10	1:29.98 5
15	92		Rick GROOM	Ford Fiesta XR2	10	1:31.37 9
16	16		Paul ROZIER	Peugeot 205 GTi	10	1:31.49 9
17	41		Jason WOOD	Vauxhall Nova GTE	10	1:31.60 6
18	33		Esther QUAINMERE	Vauxhall Nova GTE	10	1:32.20 9
19	77		Craig EMMERSON	Ford Fiesta XR2	9	1:32.50 7
20	73		Jason WATKINSON	Ford Fiesta XR2i	3	1:39.46 2
21	34		Ben WARD	Ford Fiesta XR2i	6	1:46.70 4
22	55		Marcus WARD	Ford Fiesta XR2i	2	0
23	5		Edward COOPER	Vauxhall Nova GSi	1	0

Weather / Track:

Start Time : 11:24


Silverstone International

19 Aug 17 11:46


Clerk of Course :	Time Issued :	Chief Timekeeper : Terry Stevens
-------------------	---------------	----------------------------------

THESE RESULTS REMAIN PROVISIONAL FOR A MINIMUM OF 30 MINUTES FROM THE TIME OF ISSUE AND UNTIL ALL JUDICIAL AND TECHNICAL MATTERS HAVE BEEN SETTLED.

Results produced on HS Sports Timing and Results Systems. Results online at [www.750MC.co.uk](http://www.750MC.co.uk)




# RACE GRID



## Demon Tweeks / Yokohama Classic Stock Hatch Championship

### Race 12

ROW 12	24		23	<b>5</b>	Edward COOPER	
ROW 11	22	<b>34</b>	01:46.700 Ben WARD	21	<b>73</b>	01:39.460 Jason WATKINSON
ROW 10	20	<b>55</b>	01:32.750 Marcus WARD	19	<b>77</b>	01:32.500 Craig EMMERSON
ROW 9	18	<b>33</b>	01:32.200 Esther QUAINMERE	17	<b>41</b>	01:31.600 Jason WOOD
ROW 8	16	<b>16</b>	01:31.490 Paul ROZIER	15	<b>92</b>	01:31.370 Rick GROOM
ROW 7	14	<b>69</b>	01:29.980 Scott WOODHEAD	13	<b>24</b>	01:28.970 Richard HERBERT
ROW 6	12	<b>26</b>	01:28.830 Paul BROCK	11	<b>7</b>	01:28.220 Derek ROZIER
ROW 5	10	<b>87</b>	01:28.160 Stewart PLACE	9	<b>88</b>	01:28.150 Martin CAYZER
ROW 4	8	<b>2</b>	01:27.480 Pete MORGAN	7	<b>28</b>	01:26.190 Daniel FILLINGHAM
ROW 3	6	<b>4</b>	01:25.970 Andrew THORPE	5	<b>1</b>	01:25.620 Matt ROZIER
ROW 2	4	<b>11</b>	01:25.490 Andy PHILPOTTS	3	<b>50</b>	01:25.150 Benjamin LEACH
ROW 1	2	<b>3</b>	01:25.140 Matthew STUBINGTON	1	<b>72</b>	01:24.610 Lee SCOTT
<b>POLE</b>						



# Classic Stock Hatch Championship

## Provisional Results - Race 12

Pl	No	Cl	Name	Car	Laps	Time	Behind	MPH	Best Lap on	MPH
1	88		Martin CAYZER	Ford Fiesta XR2i	10	14:20.54		77.39	1:24.72	8 78.61
2	1		Matt ROZIER	Peugeot 205 GTi	10	14:20.76	0.22	77.37	1:24.93	8 78.42
3	55		Marcus WARD	Ford Fiesta XR2i	10	14:20.78	0.24	77.37	1:23.81	9 79.47
4	28		Daniel FILLINGHAM	Peugeot 205 GTi	10	14:22.28	1.74	77.24	1:24.19	10 79.11
5	4		Andrew THORPE	Citroen AX GTi	10	14:24.85	4.31	77.01	1:24.31	8 78.99
6	72		Lee SCOTT	Ford Fiesta XR2i	10	14:25.88	5.34	76.92	1:24.18	9 79.12
7	11		Andy PHILPOTTS	Ford Fiesta XR2i	10	14:25.95	5.41	76.91	1:24.33	8 78.98
8	50		Benjamin LEACH	Ford Fiesta XR2i	10	14:26.55	6.01	76.86	1:24.13	9 79.16
9	26		Paul BROCK	Ford Fiesta XR2i	10	14:28.76	8.22	76.66	1:25.32	8 78.06
10	5		Edward COOPER	Vauxhall Nova GSi	10	14:43.99	23.45	75.34	1:24.23	7 79.07
11	34		Ben WARD	Ford Fiesta XR2i	10	14:44.92	24.38	75.26	1:26.36	6 77.12
12	16		Paul ROZIER	Peugeot 205 GTi	10	14:45.70	25.16	75.19	1:26.55	10 76.95
13	7		Derek ROZIER	Ford Fiesta XR2i	10	14:51.36	30.82	74.72	1:27.19	4 76.38
14	41		Jason WOOD	Vauxhall Nova GTE	10	14:54.58	34.04	74.45	1:26.81	8 76.72
15	24		Richard HERBERT	Ford Fiesta XR2	10	15:03.24	42.70	73.73	1:27.71	9 75.93
16	92		Rick GROOM	Ford Fiesta XR2	10	15:03.74	43.20	73.69	1:28.48	4 75.27
17	87		Stewart PLACE	Peugeot 205 GTi	10	15:04.21	43.67	73.66	1:25.01	10 78.34
18	33		Esther QUAINMERE	Vauxhall Nova GTE	10	15:30.03	1:09.49	71.61	1:30.32	10 73.74
19	77		Craig EMMERSON	Ford Fiesta XR2	10	15:30.37	1:09.83	71.58	1:30.21	4 73.83

### Not-Classified

69			Scott WOODHEAD	Peugeot 205 GTi	5	8:47.45	DNF	63.13	1:26.02	5 77.42
3			Matthew STUBINGTON	Peugeot 205 GTi	4	5:47.42	DNF	76.68	1:25.18	4 78.19
2			Pete MORGAN	Ford Fiesta XR2	0		Starter			

### Non-Starters

73			Jason WATKINSON	Ford Fiesta XR2i						
----	--	--	-----------------	------------------	--	--	--	--	--	--

### Fastest Lap

55			Marcus WARD	Ford Fiesta XR2i					1:23.81	9 79.47
----	--	--	-------------	------------------	--	--	--	--	---------	---------

Weather / Track:

Start Time : 11:39

Silverstone International

20 Aug 17 11:56

Clerk of Course :	Time Issued :	Chief Timekeeper : Terry Stevens
-------------------	---------------	----------------------------------

THESE RESULTS REMAIN PROVISIONAL FOR A MINIMUM OF 30 MINUTES FROM THE TIME OF ISSUE AND UNTIL ALL JUDICIAL AND TECHNICAL MATTERS HAVE BEEN SETTLED.

# Lap Chart

## Demon Tweeks / Yokohama Classic Stock Hatch Championship - Race 12

Lap 1		Lap 2		Lap 3		Lap 4		Lap 5		Lap 6		Lap 7		Lap 8		Lap 9		Lap 10	
No	Time	No	Time	No	Time	No	Time	No	Time	No	Time	No	Time	No	Time	No	Time	No	Time
1	1:30.14	1	2:55.26	72	4:22.05	72	5:47.27	88	7:13.73	88	8:39.11	1	10:04.84	1	11:29.77	1	12:54.76	88	14:20.54
72	1:30.46	72	2:55.70	3	4:22.24	3	5:47.42	1	7:14.30	1	8:39.33	88	10:05.19	88	11:29.91	88	12:55.03	1	14:20.76
3	1:30.76	3	2:56.07	1	4:22.58	1	5:47.82	72	7:16.50	55	8:43.75	55	10:08.62	55	11:32.50	55	12:56.31	55	14:20.78
4	1:31.25	11	2:57.54	88	4:22.71	88	5:48.26	55	7:16.52	28	8:43.91	28	10:09.44	28	11:33.72	28	12:58.09	28	14:22.28
5	1:31.30	88	2:57.85	11	4:23.08	11	5:49.90	28	7:16.76	4	8:44.26	72	10:10.51	72	11:34.88	72	12:59.06	4	14:24.85
11	1:31.61	4	2:58.31	69	4:23.89 *1	4	5:50.11	4	7:16.96	11	8:44.34	4	10:10.88	4	11:35.19	4	12:59.52	72	14:25.88
88	1:32.58	28	2:58.56	4	4:24.43	55	5:50.40	50	7:17.67	72	8:44.57	11	10:11.22	11	11:35.55	11	13:00.04	11	14:25.95
28	1:32.75	50	2:59.26	28	4:25.82	28	5:51.68	11	7:17.95	50	8:44.94	50	10:11.50	50	11:36.12	50	13:00.25	50	14:26.55
50	1:33.90	55	2:59.32	55	4:25.87	50	5:53.08	26	7:19.75	26	8:45.77	26	10:11.79	26	11:37.11	26	13:02.50	26	14:28.76
26	1:34.87	26	3:01.58	50	4:26.20	26	5:53.58	69	7:21.43 *1	69	8:47.45 *1	16	10:23.44	34	11:51.31	34	13:18.05	5	14:43.99
55	1:35.19	16	3:05.90	26	4:27.39	69	5:53.81 *1	16	7:29.16	16	8:56.30	34	10:24.02	16	11:51.99	5	13:18.40	34	14:44.92
16	1:37.50	34	3:07.57	16	4:33.88	16	6:01.36	34	7:30.73	34	8:57.09	7	10:26.85	5	11:53.53	16	13:19.15	16	14:45.70
92	1:38.24	7	3:07.92	34	4:36.88	34	6:03.75	7	7:31.85	7	8:59.41	5	10:28.43	7	11:55.46	7	13:22.92	7	14:51.36
34	1:38.55	92	3:08.61	7	4:37.22	7	6:04.41	41	7:33.80	41	9:01.30	41	10:30.16	41	11:56.97	41	13:26.76	41	14:54.58
7	1:39.48	41	3:09.92	41	4:37.60	41	6:05.82	92	7:35.37	5	9:04.20	92	10:33.60	92	12:03.15	92	13:33.56	24	15:03.24
41	1:39.86	24	3:12.51	92	4:38.27	92	6:06.75	5	7:38.97	92	9:04.45	24	10:38.92	24	12:07.39	24	13:35.10	92	15:03.74
24	1:42.29	33	3:16.61	24	4:41.31	24	6:10.29	24	7:41.13	24	9:10.21	87	10:47.88	87	12:13.54	87	13:39.20	87	15:04.21
33	1:43.43	77	3:17.13	5	4:46.59	5	6:11.96	77	7:53.50	87	9:22.29	33	10:57.29	33	12:28.73	33	13:59.71	33	15:30.03
77	1:43.80	5	3:20.18	33	4:48.13	33	6:18.46	33	7:53.98	33	9:25.65	77	10:57.53	77	12:29.52	77	13:59.97	77	15:30.37
87	1:49.60	87	3:38.72	77	4:49.08	77	6:19.29	87	7:56.15	77	9:26.76								
69	1:58.88			87	5:04.59	87	6:30.22												

# Demon Tweeks / Yokohama Classic Stock Hatch Championship

## LAP TIMES - Race 12

<b>1</b>	<b>Matt ROZIER</b>										
<b>Lap</b>	<b>1</b>	<b>2</b>	<b>3</b>	<b>4</b>	<b>5</b>	<b>6</b>	<b>7</b>	<b>8</b>	<b>9</b>	<b>10</b>	
1	1:30.14	1:25.12	1:27.32	1:25.24	1:26.48	1:25.03	1:25.51	1:24.93	1:24.99	1:26.00	
<b>3</b>	<b>Matthew STUBINGTON</b>										
<b>Lap</b>	<b>1</b>	<b>2</b>	<b>3</b>	<b>4</b>	<b>5</b>	<b>6</b>	<b>7</b>	<b>8</b>	<b>9</b>	<b>10</b>	
1	1:30.76	1:25.31	1:26.17	1:25.18							
<b>4</b>	<b>Andrew THORPE</b>										
<b>Lap</b>	<b>1</b>	<b>2</b>	<b>3</b>	<b>4</b>	<b>5</b>	<b>6</b>	<b>7</b>	<b>8</b>	<b>9</b>	<b>10</b>	
1	1:31.25	1:27.06	1:26.12	1:25.68	1:26.85	1:27.30	1:26.62	1:24.31	1:24.33	1:25.33	
<b>5</b>	<b>Edward COOPER</b>										
<b>Lap</b>	<b>1</b>	<b>2</b>	<b>3</b>	<b>4</b>	<b>5</b>	<b>6</b>	<b>7</b>	<b>8</b>	<b>9</b>	<b>10</b>	
1	1:31.30	1:48.88	1:26.41	1:25.37	1:27.01	1:25.23	1:24.23	1:25.10	1:24.87	1:25.59	
<b>7</b>	<b>Derek ROZIER</b>										
<b>Lap</b>	<b>1</b>	<b>2</b>	<b>3</b>	<b>4</b>	<b>5</b>	<b>6</b>	<b>7</b>	<b>8</b>	<b>9</b>	<b>10</b>	
1	1:39.48	1:28.44	1:29.30	1:27.19	1:27.44	1:27.56	1:27.44	1:28.61	1:27.46	1:28.44	
<b>11</b>	<b>Andy PHILPOTTS</b>										
<b>Lap</b>	<b>1</b>	<b>2</b>	<b>3</b>	<b>4</b>	<b>5</b>	<b>6</b>	<b>7</b>	<b>8</b>	<b>9</b>	<b>10</b>	
1	1:31.61	1:25.93	1:25.54	1:26.82	1:28.05	1:26.39	1:26.88	1:24.33	1:24.49	1:25.91	
<b>16</b>	<b>Paul ROZIER</b>										
<b>Lap</b>	<b>1</b>	<b>2</b>	<b>3</b>	<b>4</b>	<b>5</b>	<b>6</b>	<b>7</b>	<b>8</b>	<b>9</b>	<b>10</b>	
1	1:37.50	1:28.40	1:27.98	1:27.48	1:27.80	1:27.14	1:27.14	1:28.55	1:27.16	1:26.55	
<b>24</b>	<b>Richard HERBERT</b>										
<b>Lap</b>	<b>1</b>	<b>2</b>	<b>3</b>	<b>4</b>	<b>5</b>	<b>6</b>	<b>7</b>	<b>8</b>	<b>9</b>	<b>10</b>	
1	1:42.29	1:30.22	1:28.80	1:28.98	1:30.84	1:29.08	1:28.71	1:28.47	1:27.71	1:28.14	
<b>26</b>	<b>Paul BROCK</b>										
<b>Lap</b>	<b>1</b>	<b>2</b>	<b>3</b>	<b>4</b>	<b>5</b>	<b>6</b>	<b>7</b>	<b>8</b>	<b>9</b>	<b>10</b>	
1	1:34.87	1:26.71	1:25.81	1:26.19	1:26.17	1:26.02	1:26.02	1:25.32	1:25.39	1:26.26	
<b>28</b>	<b>Daniel FILLINGHAM</b>										
<b>Lap</b>	<b>1</b>	<b>2</b>	<b>3</b>	<b>4</b>	<b>5</b>	<b>6</b>	<b>7</b>	<b>8</b>	<b>9</b>	<b>10</b>	
1	1:32.75	1:25.81	1:27.26	1:25.86	1:25.08	1:27.15	1:25.53	1:24.28	1:24.37	1:24.19	
<b>33</b>	<b>Esther QUAINMERE</b>										
<b>Lap</b>	<b>1</b>	<b>2</b>	<b>3</b>	<b>4</b>	<b>5</b>	<b>6</b>	<b>7</b>	<b>8</b>	<b>9</b>	<b>10</b>	
1	1:43.43	1:33.18	1:31.52	1:30.33	1:35.52	1:31.67	1:31.64	1:31.44	1:30.98	1:30.32	
<b>34</b>	<b>Ben WARD</b>										
<b>Lap</b>	<b>1</b>	<b>2</b>	<b>3</b>	<b>4</b>	<b>5</b>	<b>6</b>	<b>7</b>	<b>8</b>	<b>9</b>	<b>10</b>	
1	1:38.55	1:29.02	1:29.31	1:26.87	1:26.98	1:26.36	1:26.93	1:27.29	1:26.74	1:26.87	
<b>41</b>	<b>Jason WOOD</b>										
<b>Lap</b>	<b>1</b>	<b>2</b>	<b>3</b>	<b>4</b>	<b>5</b>	<b>6</b>	<b>7</b>	<b>8</b>	<b>9</b>	<b>10</b>	
1	1:39.86	1:30.06	1:27.68	1:28.22	1:27.98	1:27.50	1:28.86	1:26.81	1:29.79	1:27.82	

---

**50 Benjamin LEACH**

Lap	1	2	3	4	5	6	7	8	9	10
1	1:33.90	1:25.36	1:26.94	1:26.88	1:24.59	1:27.27	1:26.56	1:24.62	1:24.13	1:26.30

---

**55 Marcus WARD**

Lap	1	2	3	4	5	6	7	8	9	10
1	1:35.19	1:24.13	1:26.55	1:24.53	1:26.12	1:27.23	1:24.87	1:23.88	1:23.81	1:24.47

---

**69 Scott WOODHEAD**

Lap	1	2	3	4	5	6	7	8	9	10
1	1:58.88	2:25.01	1:29.92	1:27.62	1:26.02					

---

**72 Lee SCOTT**

Lap	1	2	3	4	5	6	7	8	9	10
1	1:30.46	1:25.24	1:26.35	1:25.22	1:29.23	1:28.07	1:25.94	1:24.37	1:24.18	1:26.82

---

**77 Craig EMMERSON**

Lap	1	2	3	4	5	6	7	8	9	10
1	1:43.80	1:33.33	1:31.95	1:30.21	1:34.21	1:33.26	1:30.77	1:31.99	1:30.45	1:30.40

---

**87 Stewart PLACE**

Lap	1	2	3	4	5	6	7	8	9	10
1	1:49.60	1:49.12	1:25.87	1:25.63	1:25.93	1:26.14	1:25.59	1:25.66	1:25.66	1:25.01

---

**88 Martin CAYZER**

Lap	1	2	3	4	5	6	7	8	9	10
1	1:32.58	1:25.27	1:24.86	1:25.55	1:25.47	1:25.38	1:26.08	1:24.72	1:25.12	1:25.51

---

**92 Rick GROOM**

Lap	1	2	3	4	5	6	7	8	9	10
1	1:38.24	1:30.37	1:29.66	1:28.48	1:28.62	1:29.08	1:29.15	1:29.55	1:30.41	1:30.18