

Classic Stock Hatch Championship

Qualifying 9

Pl	No	Cl	Name	Car	Laps	Time on Lap	Behind	MPH	
1	6		Andrew THORPE	Citroen AX GTi	11	1:24.56	9	0.09	65.99
2	46		John PEERLESS	Peugeot 205 GTi	10	1:25.00	8	0.53	65.65
3	4		Gordon MACMILLAN	Peugeot 205 GTi	11	1:25.20	5	0.73	65.49
4	32		Mervyn BECKETT	Vauxhall Nova GTE	10	1:25.21	8	0.74	65.49
5	57		Martyn FOWDREY	Ford Fiesta XR2	10	1:25.78	4	1.31	65.05
6	3		Matt ROZIER	Peugeot 205 GTi	11	1:25.78	9	1.31	65.05
7	55		Marcus WARD	Ford Fiesta XR2i	10	1:25.88	4	1.41	64.97
8	95		Edward COOPER	Vauxhall Nova GSi	10	1:26.34	7	1.87	64.63
9	50		Benjamin LEACH	Ford Fiesta	10	1:26.53	4	2.06	64.49
10	80		Christopher MARTIN	Ford Fiesta XR2i	10	1:26.64	4	2.17	64.40
11	22		Ryan LOWRY	Ford Fiesta XR2i	10	1:26.78	5	2.31	64.30
12	34		Ben WARD	Ford Fiesta XR2	10	1:26.95	6	2.48	64.17
13	81		Ryan CLARKE	Peugeot 205GTi	10	1:27.42	5	2.95	63.83
14	17		Stewart PLACE	Peugeot 205 GTi	10	1:27.76	9	3.29	63.58
15	91		Steve GROOM	Ford Fiesta XR2	10	1:28.01	4	3.54	63.40
16	13		Michael WILLIAMSON	Ford Fiesta XR2	6	1:28.18	6	3.71	63.28
17	7		Derek ROZIER/NO TRANSPONDER	Peugeot 205GTi	4	1:28.85	2	4.38	62.80
18	99		Gavin JOHNSON	Ford Fiesta XR2	10	1:29.42	9	4.95	62.40
19	25		Geoff BLUFF	Peugeot 205 GTi	10	1:29.83	10	5.36	62.12
20	21		Paul ROZIER	Peugeot 205 GTi	10	1:30.72	9	6.25	61.51
21	69		Phil WILSON	Ford Fiesta XR2	6	1:33.55	2	9.08	59.65

Exclusions

3 B Luca DIELLA

Honda Civic

Qualified out of session for race 23

No 7 - No transponder

Weather / Track: Cloudy / Dry

Start Time : 11:53

Anglesey Coastal

18 Jul 15 12:10

Clerk of Course :	Time Issued :	Chief Timekeeper : Terry Stevens
-------------------	---------------	----------------------------------

THESE RESULTS REMAIN PROVISIONAL FOR A MINIMUM OF 30 MINUTES FROM THE TIME OF ISSUE AND UNTIL ALL JUDICIAL AND TECHNICAL MATTERS HAVE BEEN SETTLED.

Demon Tweaks / Yokohama Classic Stock Hatch Championship

LAP TIMES - Qualifying 9

3	Matt ROZIER										
Lap	1	2	3	4	5	6	7	8	9	10	
1	1:32.08	1:27.00	1:26.38	1:26.05	1:26.48	1:26.65	1:26.96	1:26.36	1:25.78	1:26.23	
11	1:26.63										
3	Luca DIELLA										
Lap	1	2	3	4	5	6	7	8	9	10	
1	1:29.60	1:26.62	1:25.90	1:25.60	1:24.47	1:24.53	1:28.20	2:13.78	1:26.45	1:24.91	
4	Gordon MACMILLAN										
Lap	1	2	3	4	5	6	7	8	9	10	
1	1:33.83	1:27.45	1:25.73	1:25.36	1:25.20	1:25.23	1:25.47	1:25.82	1:38.04	1:25.77	
11	1:25.62										
6	Andrew THORPE										
Lap	1	2	3	4	5	6	7	8	9	10	
1	1:29.77	1:27.63	1:24.99	1:26.00	1:24.70	1:25.22	1:24.78	1:24.63	1:24.56	1:25.51	
11	1:25.10										
7	Derek ROZIER										
Lap	1	2	3	4	5	6	7	8	9	10	
1	1:33.81	1:28.85	1:28.86	1:31.62							
13	Michael WILLIAMSON										
Lap	1	2	3	4	5	6	7	8	9	10	
1	1:34.92	1:29.33	1:29.40	1:30.24	1:28.99	1:28.18					
17	Stewart PLACE										
Lap	1	2	3	4	5	6	7	8	9	10	
1	1:32.37	1:29.89	1:29.45	1:28.02	1:28.49	1:27.98	1:28.85	1:28.05	1:27.76	1:28.02	
21	Paul ROZIER										
Lap	1	2	3	4	5	6	7	8	9	10	
1	1:39.57	1:37.00	1:32.68	1:34.78	1:31.95	1:31.07	1:31.06	1:34.46	1:30.72	1:30.75	
22	Ryan LOWRY										
Lap	1	2	3	4	5	6	7	8	9	10	
1	1:32.13	1:27.99	1:28.57	1:27.82	1:26.78	1:27.26	1:26.86	1:27.15	1:26.83	1:27.24	
25	Geoff BLUFF										
Lap	1	2	3	4	5	6	7	8	9	10	
1	1:44.95	1:36.03	1:34.68	1:33.03	1:32.00	1:31.26	1:31.05	1:31.22	1:30.31	1:29.83	
32	Mervyn BECKETT										
Lap	1	2	3	4	5	6	7	8	9	10	
1	1:35.03	1:27.81	1:25.89	1:26.31	1:25.38	1:25.44	1:25.76	1:25.21	1:25.96	1:26.92	
34	Ben WARD										
Lap	1	2	3	4	5	6	7	8	9	10	
1	1:33.36	1:28.64	1:28.22	1:28.04	1:27.54	1:26.95	1:30.06	1:28.09	1:36.16	1:27.88	

46 John PEERLESS

Lap	1	2	3	4	5	6	7	8	9	10
1	1:35.57	1:27.86	1:25.81	1:26.12	1:25.48	1:25.34	1:26.02	1:25.00	1:25.68	1:26.64

50 Benjamin LEACH

Lap	1	2	3	4	5	6	7	8	9	10
1	1:31.96	1:28.59	1:26.74	1:26.53	1:26.67	1:26.79	1:41.80	1:26.84	1:26.77	1:44.57

55 Marcus WARD

Lap	1	2	3	4	5	6	7	8	9	10
1	1:29.66	1:28.09	1:32.86	1:25.88	1:33.57	1:26.08	1:27.76	1:26.10	1:26.33	1:28.56

57 Martyn FOWDREY

Lap	1	2	3	4	5	6	7	8	9	10
1	1:41.02	1:26.24	1:25.95	1:25.78	1:25.93	1:26.16	1:25.95	1:33.80	1:25.89	1:26.46

69 Phil WILSON

Lap	1	2	3	4	5	6	7	8	9	10
1	1:41.31	1:33.55	1:33.94	1:33.80	1:37.76	2:14.76				

80 Christopher MARTIN

Lap	1	2	3	4	5	6	7	8	9	10
1	1:31.51	1:28.48	1:27.08	1:26.64	1:27.12	1:28.57	1:29.26	1:28.10	1:28.51	1:28.82

81 Ryan CLARKE

Lap	1	2	3	4	5	6	7	8	9	10
1	1:35.71	1:29.90	1:28.45	1:29.96	1:27.42	1:27.49	1:28.40	1:28.73	1:29.15	1:28.58

91 Steve GROOM


Lap	1	2	3	4	5	6	7	8	9	10
1	1:34.59	1:29.65	1:29.57	1:28.01	1:28.85	1:28.65	1:38.51	1:32.04	1:32.68	1:42.34

95 Edward COOPER


Lap	1	2	3	4	5	6	7	8	9	10
1	1:31.87	1:27.73	1:26.72	1:26.58	1:26.52	1:27.75	1:26.34	1:26.70	1:27.47	1:27.33

99 Gavin JOHNSON

Lap	1	2	3	4	5	6	7	8	9	10
1	1:42.55	1:33.41	1:34.69	1:33.42	1:31.46	1:30.76	1:30.06	1:29.88	1:29.42	1:29.51




RACE GRID



Demon Tweeks / Yokohama Classic Stock Hatch Championship

Race 9

ROW 12			
ROW 11			69 01:33.550 Phil WILSON
ROW 10	21 01:30.720 Paul ROZIER		25 01:29.830 Geoff BLUFF
ROW 9		99 01:29.420 Gavin JOHNSON	7 01:28.850 Derek ROZIER
ROW 8	13 01:28.180 Michael WILLIAMSON		91 01:28.010 Steve GROOM
ROW 7		17 01:27.760 Stewart PLACE	81 01:27.420 Ryan CLARKE
ROW 6	34 01:26.950 Ben WARD		22 01:26.780 Ryan LOWRY
ROW 5		80 01:26.640 Christopher MARTIN	50 01:26.530 Benjamin LEACH
ROW 4	95 01:26.340 Edward COOPER		55 01:25.880 Marcus WARD
ROW 3		3 01:25.780 Matt ROZIER	57 01:25.780 Martyn FOWDREY
ROW 2	32 01:25.210 Mervyn BECKETT		4 01:25.200 Gordon MACMILLAN
ROW 1		46 01:25.000 John PEERLESS	6 01:24.560 Andrew THORPE
POLE			



Classic Stock Hatch Championship

Provisional Results - Race 9

Pl	No	Cl	Name	Car	Laps	Time	Behind	MPH	Best Lap on	MPH
1	6		Andrew THORPE	Citroen AX GTi	11	15:41.12		65.22	1:24.53	5 66.01
2	4		Gordon MACMILLAN	Peugeot 205 GTi	11	15:48.42	7.30	64.72	1:25.07	5 65.59
3	3		Matt ROZIER	Peugeot 205 GTi	11	15:52.70	11.58	64.43	1:25.53	6 65.24
4	46		John PEERLESS	Peugeot 205 GTi	11	15:55.96	14.84	64.21	1:25.62	5 65.17
5	32		Mervyn BECKETT	Vauxhall Nova GTE	11	16:03.05	21.93	63.74	1:25.73	3 65.09
6	55		Marcus WARD	Ford Fiesta XR2i	11	16:04.50	23.38	63.64	1:25.56	11 65.22
7	57		Martyn FOWDREY	Ford Fiesta XR2	11	16:07.72	26.60	63.43	1:26.55	10 64.47
8	22		Ryan LOWRY	Ford Fiesta XR2i	11	16:08.99	27.87	63.34	1:26.36	11 64.61
9	81		Ryan CLARKE	Peugeot 205GTi	11	16:09.90	28.78	63.28	1:26.47	10 64.53
10	91		Steve GROOM	Ford Fiesta XR2	11	16:10.84	29.72	63.22	1:25.72	7 65.10
11	17		Stewart PLACE	Peugeot 205 GTi	11	16:19.35	38.23	62.67	1:27.21	11 63.98
12	95		Edward COOPER	Vauxhall Nova GSi	11	16:20.48	39.36	62.60	1:26.32	6 64.64
13	50		Benjamin LEACH	Ford Fiesta	11	16:20.99	39.87	62.57	1:27.52	6 63.76
14	34		Ben WARD	Ford Fiesta XR2	11	16:21.66	40.54	62.53	1:27.34	11 63.89
15	21		Paul ROZIER	Peugeot 205 GTi	11	16:40.27	59.15	61.36	1:28.87	3 62.79
16	25		Geoff BLUFF	Peugeot 205 GTi	11	16:47.99	1:06.87	60.89	1:29.42	5 62.40

Not-Classified

69	Phil WILSON	Ford Fiesta XR2	6	9:57.87	DNF	56.00	1:36.61	2	57.76
7	Derek ROZIER	Peugeot 205GTi	5	7:29.63	DNF	62.05	1:26.68	5	64.37
80	Christopher MARTIN	Ford Fiesta XR2i	3	4:30.11	DNF	61.97	1:27.35	3	63.88
99	Gavin JOHNSON	Ford Fiesta XR2	1	1:42.35	DNF	54.52	1:42.35	1	54.52

Non-Starters

13	Michael WILLIAMSON	Ford Fiesta XR2
----	--------------------	-----------------

Fastest Lap

6	Andrew THORPE	Citroen AX GTi	1:24.53	5	66.01
---	---------------	----------------	---------	---	-------

Weather / Track:

Start Time : 16:28

Anglesey Coastal

18 Jul 15 16:46

Clerk of Course :	Time Issued :	Chief Timekeeper : Terry Stevens
-------------------	---------------	----------------------------------

THESE RESULTS REMAIN PROVISIONAL FOR A MINIMUM OF 30 MINUTES FROM THE TIME OF ISSUE AND UNTIL ALL JUDICIAL AND TECHNICAL MATTERS HAVE BEEN SETTLED.

Lap Chart

Demon Tweeks / Yokohama Classic Stock Hatch Championship - Race 9

Lap 1		Lap 2		Lap 3		Lap 4		Lap 5		Lap 6		Lap 7		Lap 8		Lap 9		Lap 10	
No	Time	No	Time	No	Time	No	Time	No	Time	No	Time	No	Time	No	Time	No	Time	No	Time
6	1:30.26	6	2:55.30	6	4:20.25	6	5:44.84	6	7:09.37	6	8:34.29	6	9:59.14	6	11:24.55	6	12:49.77	6	14:14.96
46	1:32.64	4	2:58.59	4	4:24.24	4	5:49.33	4	7:14.40	4	8:39.81	4	10:05.59	4	11:30.99	4	12:56.60	4	14:21.85
4	1:33.21	46	2:59.38	46	4:25.14	3	5:51.16	3	7:16.74	3	8:42.27	3	10:08.46	3	11:34.62	3	13:00.42	3	14:26.66
3	1:33.49	3	2:59.66	3	4:25.49	32	5:52.70	46	7:18.69	46	8:44.97	46	10:11.64	46	11:37.57	46	13:03.57	46	14:29.75
32	1:33.98	32	3:00.39	32	4:26.12	46	5:53.07	32	7:19.36	32	8:45.56	32	10:12.23	32	11:38.39	32	13:04.92	32	14:33.88
57	1:34.18	57	3:01.98	57	4:29.52	57	5:56.46	57	7:24.28	57	8:51.18	57	10:19.27	57	11:46.67	55	13:13.27	55	14:38.94
80	1:35.24	80	3:02.76	80	4:30.11	81	6:00.33	81	7:27.22	55	8:53.73	55	10:19.95	55	11:47.01	57	13:13.80	57	14:40.35
55	1:36.02	55	3:03.97	55	4:30.39	22	6:00.63	22	7:27.58	81	8:54.88	91	10:21.05	91	11:47.34	91	13:14.28	91	14:41.36
22	1:36.42	22	3:04.44	22	4:31.18	55	6:00.86	55	7:27.98	91	8:55.33	81	10:22.40	81	11:49.33	81	13:15.91	81	14:42.38
95	1:36.95	95	3:04.82	95	4:31.82	91	6:01.51	91	7:28.39	22	8:56.04	22	10:22.54	22	11:49.49	22	13:16.25	22	14:42.63
91	1:37.17	91	3:05.40	91	4:32.32	7	6:02.95	7	7:29.63	17	9:01.03	17	10:29.03	17	11:56.59	17	13:24.46	17	14:52.14
81	1:37.38	81	3:05.60	81	4:32.69	34	6:04.92	17	7:33.35	50	9:01.35	50	10:29.37	50	11:56.92	50	13:24.72	50	14:52.95
34	1:37.62	7	3:06.66	7	4:34.31	50	6:05.09	50	7:33.83	34	9:02.25	34	10:30.06	34	11:57.90	34	13:25.95	95	14:53.24
7	1:38.19	34	3:07.86	34	4:35.71	17	6:05.68	34	7:34.27	95	9:06.09	95	10:32.55	95	11:59.01	95	13:26.05	34	14:54.32
50	1:38.54	50	3:08.36	50	4:36.20	21	6:09.16	21	7:39.64	21	9:09.26	21	10:40.85	21	12:10.97	21	13:40.97	21	15:10.29
17	1:39.34	17	3:09.09	17	4:37.47	95	6:12.27	95	7:39.77	25	9:15.80	25	10:46.77	25	12:16.88	25	13:47.14	25	15:17.83
21	1:40.40	21	3:09.88	21	4:38.75	25	6:16.52	25	7:45.94	69	9:57.87								
99	1:42.35	25	3:14.94	25	4:45.86	69	6:37.44	69	8:14.52										
25	1:42.81	69	3:20.93	69	4:58.57														
69	1:44.32																		

Lap Chart

Demon Tweeks / Yokohama Classic Stock Hatch Championship - Race 9

Lap 11		Lap 12		Lap 13		Lap 14		Lap 15		Lap 16		Lap 17		Lap 18		Lap 19		Lap 20	
No	Time	No	Time	No	Time	No	Time	No	Time	No	Time	No	Time	No	Time	No	Time	No	Time
6	15:41.12																		
4	15:48.42																		
3	15:52.70																		
46	15:55.96																		
32	16:03.05																		
55	16:04.50																		
57	16:07.72																		
22	16:08.99																		
81	16:09.90																		
91	16:10.84																		
17	16:19.35																		
95	16:20.48																		
50	16:20.99																		
34	16:21.66																		
21	16:40.27																		
25	16:47.99																		

Demon Tweeks / Yokohama Classic Stock Hatch Championship

LAP TIMES - Race 9

3	Matt ROZIER										
Lap	1	2	3	4	5	6	7	8	9	10	
1	1:33.49	1:26.17	1:25.83	1:25.67	1:25.58	1:25.53	1:26.19	1:26.16	1:25.80	1:26.24	
11	1:26.04										

4	Gordon MACMILLAN										
Lap	1	2	3	4	5	6	7	8	9	10	
1	1:33.21	1:25.38	1:25.65	1:25.09	1:25.07	1:25.41	1:25.78	1:25.40	1:25.61	1:25.25	
11	1:26.57										

6	Andrew THORPE										
Lap	1	2	3	4	5	6	7	8	9	10	
1	1:30.26	1:25.04	1:24.95	1:24.59	1:24.53	1:24.92	1:24.85	1:25.41	1:25.22	1:25.19	
11	1:26.16										

7	Derek ROZIER										
Lap	1	2	3	4	5	6	7	8	9	10	
1	1:38.19	1:28.47	1:27.65	1:28.64	1:26.68						

17	Stewart PLACE										
Lap	1	2	3	4	5	6	7	8	9	10	
1	1:39.34	1:29.75	1:28.38	1:28.21	1:27.67	1:27.68	1:28.00	1:27.56	1:27.87	1:27.68	
11	1:27.21										

21	Paul ROZIER										
Lap	1	2	3	4	5	6	7	8	9	10	
1	1:40.40	1:29.48	1:28.87	1:30.41	1:30.48	1:29.62	1:31.59	1:30.12	1:30.00	1:29.32	
11	1:29.98										

22	Ryan LOWRY										
Lap	1	2	3	4	5	6	7	8	9	10	
1	1:36.42	1:28.02	1:26.74	1:29.45	1:26.95	1:28.46	1:26.50	1:26.95	1:26.76	1:26.38	
11	1:26.36										

25	Geoff BLUFF										
Lap	1	2	3	4	5	6	7	8	9	10	
1	1:42.81	1:32.13	1:30.92	1:30.66	1:29.42	1:29.86	1:30.97	1:30.11	1:30.26	1:30.69	
11	1:30.16										

32	Mervyn BECKETT										
Lap	1	2	3	4	5	6	7	8	9	10	
1	1:33.98	1:26.41	1:25.73	1:26.58	1:26.66	1:26.20	1:26.67	1:26.16	1:26.53	1:28.96	
11	1:29.17										

34	Ben WARD										
Lap	1	2	3	4	5	6	7	8	9	10	
1	1:37.62	1:30.24	1:27.85	1:29.21	1:29.35	1:27.98	1:27.81	1:27.84	1:28.05	1:28.37	
11	1:27.34										

46 John PEERLESS

Lap	1	2	3	4	5	6	7	8	9	10
1	1:32.64	1:26.74	1:25.76	1:27.93	1:25.62	1:26.28	1:26.67	1:25.93	1:26.00	1:26.18
11	1:26.21									

50 Benjamin LEACH

Lap	1	2	3	4	5	6	7	8	9	10
1	1:38.54	1:29.82	1:27.84	1:28.89	1:28.74	1:27.52	1:28.02	1:27.55	1:27.80	1:28.23
11	1:28.04									

55 Marcus WARD

Lap	1	2	3	4	5	6	7	8	9	10
1	1:36.02	1:27.95	1:26.42	1:30.47	1:27.12	1:25.75	1:26.22	1:27.06	1:26.26	1:25.67
11	1:25.56									

57 Martyn FOWDREY

Lap	1	2	3	4	5	6	7	8	9	10
1	1:34.18	1:27.80	1:27.54	1:26.94	1:27.82	1:26.90	1:28.09	1:27.40	1:27.13	1:26.55
11	1:27.37									

69 Phil WILSON

Lap	1	2	3	4	5	6	7	8	9	10
1	1:44.32	1:36.61	1:37.64	1:38.87	1:37.08	1:43.35				

80 Christopher MARTIN

Lap	1	2	3	4	5	6	7	8	9	10
1	1:35.24	1:27.52	1:27.35							

81 Ryan CLARKE

Lap	1	2	3	4	5	6	7	8	9	10
1	1:37.38	1:28.22	1:26.72	1:28.01	1:26.89	1:27.66	1:27.52	1:26.93	1:26.58	1:26.47
11	1:27.52									

91 Steve GROOM

Lap	1	2	3	4	5	6	7	8	9	10
1	1:37.17	1:28.23	1:27.29	1:28.82	1:26.88	1:26.94	1:25.72	1:26.29	1:26.94	1:27.08
11	1:29.48									

95 Edward COOPER

Lap	1	2	3	4	5	6	7	8	9	10
1	1:36.95	1:27.87	1:27.00	1:40.45	1:27.50	1:26.32	1:26.46	1:26.46	1:27.04	1:27.19
11	1:27.24									

99 Gavin JOHNSON

Lap	1	2	3	4	5	6	7	8	9	10
1	1:42.35									

Classic Stock Hatch Championship

Qualifying 9

2nd Best Times

Pl	No	Cl	Name	Car	Laps	2nd Best on Lap	
1	6		Andrew THORPE	Citroen AX GTi	11	1:24.63	8
2	4		Gordon MACMILLAN	Peugeot 205 GTi	11	1:25.23	6
3	46		John PEERLESS	Peugeot 205 GTi	10	1:25.34	6
4	32		Mervyn BECKETT	Vauxhall Nova GTE	10	1:25.38	5
5	57		Martyn FOWDREY	Ford Fiesta XR2	10	1:25.89	9
6	3		Matt ROZIER	Peugeot 205 GTi	11	1:26.05	4
7	55		Marcus WARD	Ford Fiesta XR2i	10	1:26.08	6
8	95		Edward COOPER	Vauxhall Nova GSi	10	1:26.52	5
9	50		Benjamin LEACH	Ford Fiesta	10	1:26.67	5
10	22		Ryan LOWRY	Ford Fiesta XR2i	10	1:26.83	9
11	80		Christopher MARTIN	Ford Fiesta XR2i	10	1:27.08	3
12	81		Ryan CLARKE	Peugeot 205GTi	10	1:27.49	6
13	34		Ben WARD	Ford Fiesta XR2	10	1:27.54	5
14	17		Stewart PLACE	Peugeot 205 GTi	10	1:27.98	6
15	91		Steve GROOM	Ford Fiesta XR2	10	1:28.65	6
16	7		Derek ROZIER/NO TRANSPONDER	Peugeot 205GTi	4	1:28.86	3
17	13		Michael WILLIAMSON	Ford Fiesta XR2	6	1:28.99	5
18	99		Gavin JOHNSON	Ford Fiesta XR2	10	1:29.51	10
19	25		Geoff BLUFF	Peugeot 205 GTi	10	1:30.31	9
20	21		Paul ROZIER	Peugeot 205 GTi	10	1:30.75	10
21	69		Phil WILSON	Ford Fiesta XR2	6	1:33.80	4

Exclusions

3 B Luca DIELLA

Honda Civic

Qualified out of session for race 23

No 7 - No transponder

Weather / Track: Cloudy / Dry

Start Time : 11:53


Anglesey Coastal

18 Jul 15 12:13


Clerk of Course :	Time Issued :	Chief Timekeeper : Terry Stevens
-------------------	---------------	----------------------------------

THESE RESULTS REMAIN PROVISIONAL FOR A MINIMUM OF 30 MINUTES FROM THE TIME OF ISSUE AND UNTIL ALL JUDICIAL AND TECHNICAL MATTERS HAVE BEEN SETTLED.

Results produced on HS Sports Timing and Results Systems. Results online at www.750MC.co.uk




RACE GRID



Demon Tweeks / Yokohama Classic Stock Hatch Championship

Race 21

ROW 12			
ROW 11			69 01:33.800 Phil WILSON
ROW 10	21 01:30.750 Paul ROZIER		25 01:30.310 Geoff BLUFF
ROW 9		99 01:29.510 Gavin JOHNSON	13 01:28.990 Michael WILLIAMSON
ROW 8	7 01:28.860 Derek ROZIER		91 01:28.650 Steve GROOM
ROW 7		17 01:27.980 Stewart PLACE	34 01:27.540 Ben WARD
ROW 6	81 01:27.490 Ryan CLARKE		80 01:27.080 Christopher MARTIN
ROW 5		22 01:26.830 Ryan LOWRY	50 01:26.670 Benjamin LEACH
ROW 4	95 01:26.520 Edward COOPER		55 01:26.080 Marcus WARD
ROW 3		3 01:26.050 Matt ROZIER	57 01:25.890 Martyn FOWDREY
ROW 2	32 01:25.380 Mervyn BECKETT		46 01:25.340 John PEERLESS
ROW 1		4 01:25.230 Gordon MACMILLAN	6 01:24.630 Andrew THORPE
POLE			



Classic Stock Hatch Championship

Provisional Results - Race 21

Pl	No	Cl	Name	Car	Laps	Time	Behind	MPH	Best Lap on	MPH
1	6		Andrew THORPE	Citroen AX GTi	11	15:40.20		65.28	1:24.44	4 66.08
2	3		Matt ROZIER	Peugeot 205 GTi	11	15:41.61	1.41	65.19	1:24.53	8 66.01
3	46		John PEERLESS	Peugeot 205 GTi	11	15:43.06	2.86	65.09	1:24.75	9 65.84
4	4		Gordon MACMILLAN	Peugeot 205 GTi	11	15:43.99	3.79	65.02	1:24.45	4 66.07
5	32		Mervyn BECKETT	Vauxhall Nova GTE	11	15:54.43	14.23	64.31	1:25.26	2 65.45
6	57		Martyn FOWDREY	Ford Fiesta XR2	11	15:54.63	14.43	64.30	1:25.25	3 65.45
7	55		Marcus WARD	Ford Fiesta XR2i	11	15:55.09	14.89	64.27	1:25.35	5 65.38
8	22		Ryan LOWRY	Ford Fiesta XR2i	11	15:55.77	15.57	64.22	1:25.67	5 65.13
9	50		Benjamin LEACH	Ford Fiesta	11	16:02.22	22.02	63.79	1:25.79	7 65.04
10	17		Stewart PLACE	Peugeot 205 GTi	11	16:02.33	22.13	63.78	1:25.46	5 65.29
11	81		Ryan CLARKE	Peugeot 205GTi	11	16:03.48	23.28	63.71	1:25.78	7 65.05
12	91		Steve GROOM	Ford Fiesta XR2	11	16:06.97	26.77	63.48	1:25.73	5 65.09
13	34		Ben WARD	Ford Fiesta XR2	11	16:09.87	29.67	63.29	1:26.73	6 64.34
14	80		Christopher MARTIN	Ford Fiesta XR2i	11	16:12.61	32.41	63.11	1:26.60	7 64.43
15	21		Paul ROZIER	Peugeot 205 GTi	11	16:27.54	47.34	62.15	1:28.12	4 63.32
16	25		Geoff BLUFF	Peugeot 205 GTi	11	16:28.22	48.02	62.11	1:28.31	10 63.19
17	99		Gavin JOHNSON	Ford Fiesta XR2	11	17:02.90	1:22.70	60.01	1:30.95	8 61.35

Not-Classified

95	Edward COOPER	Vauxhall Nova GSi	9	13:02.19	DNF	64.20	1:25.28	5 65.43
7	Derek ROZIER	Peugeot 205GTi	7	10:24.52	DNF	62.54	1:26.32	7 64.64
69	Phil WILSON	Ford Fiesta XR2	4	6:36.14	DNF	56.34	1:31.95	3 60.69

Non-Starters

13	Michael WILLIAMSON	Ford Fiesta XR2
----	--------------------	-----------------

Fastest Lap

6	Andrew THORPE	Citroen AX GTi					1:24.44	4 66.08
---	---------------	----------------	--	--	--	--	---------	---------

No 91 includes 5 second penalty - C2.3 - gained advantage through contact

Weather / Track: Bright / Dry

Start Time : 15:59

Anglesey Coastal

19 Jul 15 16:49

Clerk of Course :	Time Issued :	Chief Timekeeper : Terry Stevens
-------------------	---------------	----------------------------------

THESE RESULTS REMAIN PROVISIONAL FOR A MINIMUM OF 30 MINUTES FROM THE TIME OF ISSUE AND UNTIL ALL JUDICIAL AND TECHNICAL MATTERS HAVE BEEN SETTLED.

Lap Chart

Demon Tweeks / Yokohama Classic Stock Hatch Championship - Race 21

Lap 1		Lap 2		Lap 3		Lap 4		Lap 5		Lap 6		Lap 7		Lap 8		Lap 9		Lap 10	
No	Time	No	Time	No	Time	No	Time	No	Time	No	Time	No	Time	No	Time	No	Time	No	Time
4	1:30.07	4	2:55.13	4	4:20.08	4	5:44.53	4	7:10.12	4	8:35.25	6	10:00.52	6	11:25.18	6	12:49.94	6	14:14.87
6	1:30.75	6	2:55.44	6	4:20.52	6	5:44.96	6	7:10.51	6	8:35.45	3	10:01.50	3	11:26.03	3	12:50.94	3	14:16.26
3	1:31.14	3	2:56.06	3	4:21.07	3	5:46.14	3	7:11.40	3	8:36.47	46	10:02.80	46	11:28.05	46	12:52.80	46	14:17.77
46	1:31.56	46	2:56.75	46	4:21.60	46	5:46.81	46	7:11.86	46	8:37.07	4	10:03.37	4	11:28.55	4	12:53.44	4	14:18.38
32	1:32.67	32	2:57.93	32	4:23.36	32	5:48.71	32	7:14.74	32	8:41.69	32	10:07.97	32	11:34.32	32	13:00.53	57	14:27.02
57	1:33.08	57	2:58.62	57	4:23.87	57	5:49.21	57	7:14.91	57	8:41.85	57	10:08.25	57	11:34.83	57	13:00.87	32	14:27.58
22	1:33.24	22	2:59.96	95	4:25.85	95	5:51.20	95	7:16.48	95	8:42.08	95	10:08.88	95	11:35.98	55	13:01.97	55	14:28.15
95	1:33.55	95	3:00.23	22	4:26.57	55	5:52.33	55	7:17.68	55	8:43.31	55	10:09.47	55	11:36.30	95	13:02.19	22	14:29.63
55	1:34.02	55	3:01.09	55	4:26.93	22	5:52.87	22	7:18.54	22	8:44.88	22	10:11.11	22	11:37.29	22	13:03.39	91	14:33.17
81	1:34.80	81	3:02.29	81	4:28.39	81	5:54.39	17	7:20.28	17	8:46.36	17	10:12.25	91	11:40.35	91	13:07.18	17	14:34.07
17	1:36.05	17	3:02.88	17	4:28.85	17	5:54.82	81	7:20.51	81	8:46.96	81	10:12.74	17	11:41.19	17	13:07.87	50	14:36.21
91	1:36.48	91	3:03.27	91	4:29.13	91	5:55.05	91	7:20.78	91	8:47.27	91	10:13.12	81	11:41.63	81	13:08.09	81	14:37.05
50	1:36.69	50	3:03.68	50	4:29.98	50	5:56.34	50	7:22.60	50	8:48.75	50	10:14.54	50	11:42.00	50	13:08.26	34	14:42.39
34	1:37.10	34	3:05.17	34	4:33.76	34	6:01.55	34	7:28.39	34	8:55.12	34	10:22.04	34	11:48.78	34	13:15.62	80	14:45.53
7	1:37.43	7	3:05.35	7	4:34.22	80	6:02.86	80	7:29.88	80	8:57.16	80	10:23.76	80	11:51.20	80	13:18.50	21	14:59.14
80	1:38.36	80	3:06.37	80	4:34.67	7	6:04.46	7	7:31.27	7	8:58.20	7	10:24.52	21	12:01.68	21	13:30.51	25	14:59.72
21	1:40.02	21	3:08.78	21	4:38.24	21	6:06.36	21	7:34.62	21	9:03.12	21	10:32.29	25	12:02.61	25	13:31.41	99	15:31.28
25	1:40.39	25	3:09.75	25	4:38.85	25	6:07.42	25	7:35.95	25	9:04.63	25	10:33.11	99	12:27.68	99	13:59.21		
99	1:41.86	99	3:15.64	69	4:47.63	99	6:21.47	99	7:53.32	99	9:25.03	99	10:56.73						
69	1:42.09	69	3:15.68	99	4:49.40	69	6:36.14												

Lap Chart

Demon Tweeks / Yokohama Classic Stock Hatch Championship - Race 21

Lap 11		Lap 12		Lap 13		Lap 14		Lap 15		Lap 16		Lap 17		Lap 18		Lap 19		Lap 20	
No	Time	No	Time	No	Time	No	Time	No	Time	No	Time	No	Time	No	Time	No	Time	No	Time
6	15:40.20																		
3	15:41.61																		
46	15:43.06																		
4	15:43.99																		
32	15:54.43																		
57	15:54.63																		
55	15:55.09																		
22	15:55.77																		
91	16:01.97																		
50	16:02.22																		
17	16:02.33																		
81	16:03.48																		
34	16:09.87																		
80	16:12.61																		
21	16:27.54																		
25	16:28.22																		
99	17:02.90																		

Demon Tweeks / Yokohama Classic Stock Hatch Championship

LAP TIMES - Race 21

3	Matt ROZIER										
Lap	1	2	3	4	5	6	7	8	9	10	
1	1:31.14	1:24.92	1:25.01	1:25.07	1:25.26	1:25.07	1:25.03	1:24.53	1:24.91	1:25.32	
11	1:25.35										

4	Gordon MACMILLAN										
Lap	1	2	3	4	5	6	7	8	9	10	
1	1:30.07	1:25.06	1:24.95	1:24.45	1:25.59	1:25.13	1:28.12	1:25.18	1:24.89	1:24.94	
11	1:25.61										

6	Andrew THORPE										
Lap	1	2	3	4	5	6	7	8	9	10	
1	1:30.75	1:24.69	1:25.08	1:24.44	1:25.55	1:24.94	1:25.07	1:24.66	1:24.76	1:24.93	
11	1:25.33										

7	Derek ROZIER										
Lap	1	2	3	4	5	6	7	8	9	10	
1	1:37.43	1:27.92	1:28.87	1:30.24	1:26.81	1:26.93	1:26.32				

17	Stewart PLACE										
Lap	1	2	3	4	5	6	7	8	9	10	
1	1:36.05	1:26.83	1:25.97	1:25.97	1:25.46	1:26.08	1:25.89	1:28.94	1:26.68	1:26.20	
11	1:28.26										

21	Paul ROZIER										
Lap	1	2	3	4	5	6	7	8	9	10	
1	1:40.02	1:28.76	1:29.46	1:28.12	1:28.26	1:28.50	1:29.17	1:29.39	1:28.83	1:28.63	
11	1:28.40										

22	Ryan LOWRY										
Lap	1	2	3	4	5	6	7	8	9	10	
1	1:33.24	1:26.72	1:26.61	1:26.30	1:25.67	1:26.34	1:26.23	1:26.18	1:26.10	1:26.24	
11	1:26.14										

25	Geoff BLUFF										
Lap	1	2	3	4	5	6	7	8	9	10	
1	1:40.39	1:29.36	1:29.10	1:28.57	1:28.53	1:28.68	1:28.48	1:29.50	1:28.80	1:28.31	
11	1:28.50										

32	Mervyn BECKETT										
Lap	1	2	3	4	5	6	7	8	9	10	
1	1:32.67	1:25.26	1:25.43	1:25.35	1:26.03	1:26.95	1:26.28	1:26.35	1:26.21	1:27.05	
11	1:26.85										

34	Ben WARD										
Lap	1	2	3	4	5	6	7	8	9	10	
1	1:37.10	1:28.07	1:28.59	1:27.79	1:26.84	1:26.73	1:26.92	1:26.74	1:26.84	1:26.77	
11	1:27.48										

46 John PEERLESS

Lap	1	2	3	4	5	6	7	8	9	10
1	1:31.56	1:25.19	1:24.85	1:25.21	1:25.05	1:25.21	1:25.73	1:25.25	1:24.75	1:24.97
11	1:25.29									

50 Benjamin LEACH

Lap	1	2	3	4	5	6	7	8	9	10
1	1:36.69	1:26.99	1:26.30	1:26.36	1:26.26	1:26.15	1:25.79	1:27.46	1:26.26	1:27.95
11	1:26.01									

55 Marcus WARD

Lap	1	2	3	4	5	6	7	8	9	10
1	1:34.02	1:27.07	1:25.84	1:25.40	1:25.35	1:25.63	1:26.16	1:26.83	1:25.67	1:26.18
11	1:26.94									

57 Martyn FOWDREY

Lap	1	2	3	4	5	6	7	8	9	10
1	1:33.08	1:25.54	1:25.25	1:25.34	1:25.70	1:26.94	1:26.40	1:26.58	1:26.04	1:26.15
11	1:27.61									

69 Phil WILSON

Lap	1	2	3	4	5	6	7	8	9	10
1	1:42.09	1:33.59	1:31.95	1:48.51						

80 Christopher MARTIN

Lap	1	2	3	4	5	6	7	8	9	10
1	1:38.36	1:28.01	1:28.30	1:28.19	1:27.02	1:27.28	1:26.60	1:27.44	1:27.30	1:27.03
11	1:27.08									

81 Ryan CLARKE

Lap	1	2	3	4	5	6	7	8	9	10
1	1:34.80	1:27.49	1:26.10	1:26.00	1:26.12	1:26.45	1:25.78	1:28.89	1:26.46	1:28.96
11	1:26.43									

91 Steve GROOM

Lap	1	2	3	4	5	6	7	8	9	10
1	1:36.48	1:26.79	1:25.86	1:25.92	1:25.73	1:26.49	1:25.85	1:27.23	1:26.83	1:25.99
11	1:28.80									

95 Edward COOPER

Lap	1	2	3	4	5	6	7	8	9	10
1	1:33.55	1:26.68	1:25.62	1:25.35	1:25.28	1:25.60	1:26.80	1:27.10	1:26.21	

99 Gavin JOHNSON

Lap	1	2	3	4	5	6	7	8	9	10
1	1:41.86	1:33.78	1:33.76	1:32.07	1:31.85	1:31.71	1:31.70	1:30.95	1:31.53	1:32.07
11	1:31.62									