



P7 - Provisional Qualifying Times for Races 7 & 19

Demon Tweeks / Yokohama Classic Stock Hatch Championship

PI	No	CI	Name	Car	Laps	Time on Lap	Behind	MPH
1	42		Lee SCOTT	Ford Fiesta XR2i	16	58.38	9	74.49
2	6		Andy PHILPOTTS	Ford Fiesta XR2i	16	58.59	6	74.22
3	57		Imran KHAN	Ford Fiesta XR2	15	58.81	9	73.95
4	88		Martin CAYZER	Ford Fiesta XR2i	16	59.01	15	73.70
5	90		Martyn FOWDREY	Ford Fiesta XR2	15	59.09	5	73.60
6	2		Matt ROZIER	Peugeot 205 GTi	15	59.11	6	73.57
7	32		Mervyn BECKETT	Vauxhall Nova GTE	15	59.28	9	73.36
8	59		Daniel GIBSON	Ford Fiesta XR2	11	59.47	8	73.13
9	40		Paul THORPE	Ford Fiesta XR2i	15	59.75	9	72.78
10	22		Ryan LOWRY	Ford Fiesta XR2i	15	59.84	14	72.67
11	35		Mark WEBSTER	Ford Fiesta XR2i	12	59.88	8	72.63
12	67		Matthew STUBINGTON	Peugeot 205 GTi	14	1:00.10	12	72.36
13	7		Derek ROZIER	Peugeot 205 GTi	14	1:00.17	8	72.28
14	23		Oliver THODAY	Ford Fiesta XR2	15	1:00.26	9	72.17
15	46		Jon PEERLESS	Peugeot 205 GTi	15	1:00.35	12	72.06
16	52		Andrew THORPE	Ford Fiesta XR2	15	1:00.48	12	71.90
17	34		Ben WARD	Ford Fiesta XR2	14	1:00.73	14	71.61
18	39		Charles BRIGGS	Peugeot 205 GTi	14	1:01.33	14	70.91
19	41		Alan DULY	Ford Fiesta XR2i	15	1:01.66	15	70.53
20	18		Michael WILLIAMSON	Ford Fiesta XR2	14	1:01.89	7	70.27
21	56		Philip BURDEN	Ford Fiesta XR2	14	1:02.53	10	69.55
22	80		John HILL	Peugeot 205 GTi	11	1:03.59	11	68.39
23	44		Richard PENNICK	Ford Fiesta XR2i	14	1:03.72	13	68.25
24	64		Bill PARIERA	Citroen AX GTi	13	1:04.56	7	67.36

Exclusions

78	Thomas LANGFORD	Peugeot 205 GTi	Times disallowed - eligibility.
----	-----------------	-----------------	---------------------------------

Weather / Track: Cloudy / Dry

Start Time : 12:24

Brands Hatch Indy

27 Apr 13 15:09

Clerk of Course :	Time Issued :	Chief Timekeeper : Terry Stevens
-------------------	---------------	----------------------------------

THESE RESULTS REMAIN PROVISIONAL FOR A MINIMUM OF 30 MINUTES FROM THE TIME OF ISSUE AND UNTIL ALL JUDICIAL AND TECHNICAL MATTERS HAVE BEEN SETTLED.

Results produced on HS Sports Timing and Results Systems. Results online at www.750MC.co.uk

Demon Tweeks / Yokohama Classic Stock Hatch Championship

LAP TIMES - P7 - Provisional Qualifying Times for Races 7 & 19

2	Matt ROZIER									
Lap	1	2	3	4	5	6	7	8	9	10
1	2:11.30	1:02.06	1:01.55	59.76	59.17	59.11	59.42	59.47	59.49	59.15
11	59.26	59.65	59.77	59.23	59.14					
6	Andy PHILPOTTS									
Lap	1	2	3	4	5	6	7	8	9	10
1	1:18.52	1:00.73	1:00.91	59.70	59.64	58.59	58.70	58.67	58.69	1:03.19
11	59.97	59.07	58.96	59.11	59.01	58.84				
7	Derek ROZIER									
Lap	1	2	3	4	5	6	7	8	9	10
1	2:27.85	1:03.45	1:02.44	1:00.29	1:00.49	1:00.28	1:00.35	1:00.17	1:00.35	1:01.09
11	1:00.21	1:01.42	1:00.20	1:01.08						
18	Michael WILLIAMSON									
Lap	1	2	3	4	5	6	7	8	9	10
1	2:15.27	1:10.11	1:04.84	1:03.56	1:03.13	1:02.74	1:01.89	1:02.71	1:02.11	1:02.46
11	1:02.03	1:03.45	1:02.53	1:02.30						
22	Ryan LOWRY									
Lap	1	2	3	4	5	6	7	8	9	10
1	1:41.58	1:05.88	1:04.08	1:03.16	1:04.16	1:03.10	1:02.30	1:01.45	1:01.21	1:01.17
11	1:01.18	1:01.48	1:00.33	59.84	1:00.64					
23	Oliver THODAY									
Lap	1	2	3	4	5	6	7	8	9	10
1	1:27.55	1:02.98	1:02.06	1:02.19	1:00.57	1:00.63	1:00.62	1:00.41	1:00.26	1:01.25
11	1:00.60	1:02.17	1:02.63	1:00.89	1:02.38					
32	Mervyn BECKETT									
Lap	1	2	3	4	5	6	7	8	9	10
1	1:34.64	1:09.16	1:04.41	1:03.10	1:02.02	1:01.14	1:00.88	1:00.28	59.28	1:00.05
11	59.75	59.99	59.74	59.80	1:00.02					
34	Ben WARD									
Lap	1	2	3	4	5	6	7	8	9	10
1	2:00.82	1:08.75	1:06.33	1:05.79	1:03.48	1:03.90	1:04.02	1:03.85	1:03.82	1:01.81
11	1:01.98	1:02.23	1:01.26	1:00.73						
35	Mark WEBSTER									
Lap	1	2	3	4	5	6	7	8	9	10
1	1:32.88	1:02.76	1:00.92	1:00.18	1:01.54	1:00.54	1:00.46	59.88	59.88	1:00.17
11	59.92	1:01.13								
39	Charles BRIGGS									
Lap	1	2	3	4	5	6	7	8	9	10
1	2:02.62	1:05.77	1:02.81	1:04.36	1:02.62	1:01.93	1:02.63	1:01.57	1:01.36	1:01.72
11	1:01.86	1:02.50	1:02.91	1:01.33						


40	Paul THORPE									
Lap	1	2	3	4	5	6	7	8	9	10
1	1:37.55	1:05.25	1:01.16	1:00.57	1:00.35	1:00.52	1:00.03	59.79	59.75	1:00.18
11	59.92	59.98	1:00.15	59.93	59.99					
41	Alan DULY									
Lap	1	2	3	4	5	6	7	8	9	10
1	1:24.35	1:04.81	1:04.55	1:02.74	1:04.35	1:02.86	1:02.67	1:01.85	1:01.82	1:01.91
11	1:01.99	1:03.13	1:02.60	1:02.17	1:01.66					
42	Lee SCOTT									
Lap	1	2	3	4	5	6	7	8	9	10
1	1:16.38	1:01.78	59.76	59.35	59.19	59.85	58.79	58.98	58.38	1:00.56
11	58.78	58.75	58.99	59.31	59.12	59.22				
44	Richard PENNICK									
Lap	1	2	3	4	5	6	7	8	9	10
1	1:38.05	1:07.85	1:06.44	1:06.09	1:04.82	1:05.38	1:04.98	1:04.26	1:05.29	1:04.17
11	1:04.75	1:07.32	1:03.72	1:04.86						
46	Jon PEERLESS									
Lap	1	2	3	4	5	6	7	8	9	10
1	1:33.42	1:08.95	1:07.10	1:04.70	1:04.23	1:02.61	1:03.52	1:02.40	1:01.51	1:02.20
11	1:01.21	1:00.35	1:00.72	1:01.85	1:00.72					
52	Andrew THORPE									
Lap	1	2	3	4	5	6	7	8	9	10
1	1:18.48	1:03.74	1:02.86	1:01.27	1:01.13	1:00.57	1:00.61	1:00.69	1:00.62	1:00.75
11	1:01.48	1:00.48	1:01.90	1:01.15	1:00.86					
56	Philip BURDEN									
Lap	1	2	3	4	5	6	7	8	9	10
1	1:43.17	1:07.82	1:07.27	1:05.17	1:05.60	1:04.03	1:05.42	1:03.25	1:02.93	1:02.53
11	1:02.68	1:03.45	1:04.37	1:03.20						
57	Imran KHAN									
Lap	1	2	3	4	5	6	7	8	9	10
1	1:53.95	1:02.46	1:01.37	1:00.04	1:00.72	59.55	59.13	59.91	58.81	58.95
11	59.05	58.95	59.59	59.80	1:01.25					
59	Daniel GIBSON									
Lap	1	2	3	4	5	6	7	8	9	10
1	2:14.47	1:03.70	1:02.91	1:00.03	1:00.16	59.67	1:00.83	59.47	1:01.78	59.60
11	1:00.77									
64	Bill PARIERA									
Lap	1	2	3	4	5	6	7	8	9	10
1	2:12.03	1:13.47	1:10.01	1:07.58	1:06.72	1:06.17	1:04.56	1:32.25	1:05.75	1:06.05
11	1:05.19	1:05.17	1:04.80							
67	Matthew STUBINGTON									
Lap	1	2	3	4	5	6	7	8	9	10
1	2:01.87	1:05.95	1:02.85	1:01.64	1:00.92	1:02.02	1:01.62	1:00.63	1:01.22	1:01.28
11	1:00.16	1:00.10	1:00.14	1:00.28						

78	Thomas LANGFORD										
Lap	1	2	3	4	5	6	7	8	9	10	
1	2:04.35	1:12.49	1:07.10	1:05.18	1:00.56	1:00.35	1:00.40	59.90	1:00.37	1:00.03	
11	1:00.65	1:00.54	1:02.36	59.91							


80	John HILL										
Lap	1	2	3	4	5	6	7	8	9	10	
1	1:36.55	1:06.77	1:04.85	1:05.63	1:04.91	1:04.75	1:04.34	1:04.30	1:05.84	1:04.17	
11	1:03.59										

88	Martin CAYZER										
Lap	1	2	3	4	5	6	7	8	9	10	
1	1:16.71	1:02.04	1:01.05	1:00.44	59.51	59.12	59.22	59.93	59.38	1:00.05	
11	1:00.15	59.67	59.69	59.27	59.01	59.47					

90	Martyn FOWDREY										
Lap	1	2	3	4	5	6	7	8	9	10	
1	2:13.08	1:00.71	1:00.79	1:00.04	59.09	59.37	1:06.48	59.19	1:00.28	1:00.28	
11	59.49	59.29	59.35	59.23	59.25						




RACE GRID



Demon Tweeks / Yokohama Classic Stock Hatch Championship

Race 7

ROW 14					
		27		28	
ROW 13	78	+10 seconds Thomas LANGFORD			
	25		26		
ROW 12		44	01:03.720 Richard PENNICK	64	01:04.560 Bill PARIERA
		23		24	
ROW 11	56	01:02.530 Philip BURDEN		80	01:03.590 John HILL
	21		22		
ROW 10		41	01:01.660 Alan DULY	18	01:01.890 Michael WILLIAMSON
		19		20	
ROW 9	34	01:00.730 Ben WARD		39	01:01.330 Charles BRIGGS
	17		18		
ROW 8		46	01:00.350 Jon PEERLESS	52	01:00.480 Andrew THORPE
		15		16	
ROW 7	7	01:00.170 Derek ROZIER		23	01:00.260 Oliver THODAY
	13		14		
ROW 6		35	00:59.880 Mark WEBSTER	67	01:00.100 Matthew STUBINGTON
		11		12	
ROW 5	40	00:59.750 Paul THORPE		22	00:59.840 Ryan LOWRY
	9		10		
ROW 4		32	00:59.280 Mervyn BECKETT	59	00:59.470 Daniel GIBSON
		7		8	
ROW 3	90	00:59.090 Martyn FOWDREY		2	00:59.110 Matt ROZIER
	5		6		
ROW 2		57	00:58.810 Imran KHAN	88	00:59.010 Martin CAYZER
		3		4	
ROW 1	42	00:58.380 Lee SCOTT		6	00:58.590 Andy PHILPOTTS
	1		2		
	POLE				



No 42 - 2 place penalty from previous meeting



Provisional Results - Race 7

Demon Tweeks / Yokohama Classic Stock Hatch Championship

Pl	No	Cl	Name	Car	Laps	Time	Behind	MPH	Best Lap on	MPH
1	42		Lee SCOTT	Ford Fiesta XR2i	13	14:31.71		64.85	1:02.55	12 69.53
2	6		Andy PHILPOTTS	Ford Fiesta XR2i	13	14:31.93	0.22	64.84	1:02.89	11 69.15
3	90		Martyn FOWDREY	Ford Fiesta XR2	13	14:36.98	5.27	64.46	1:03.18	11 68.83
4	40		Paul THORPE	Ford Fiesta XR2i	13	14:37.99	6.28	64.39	1:03.50	11 68.49
5	88		Martin CAYZER	Ford Fiesta XR2i	13	14:40.91	9.20	64.18	1:03.52	12 68.46
6	57		Imran KHAN	Ford Fiesta XR2	13	14:47.85	16.14	63.68	1:03.73	11 68.24
7	7		Derek ROZIER	Peugeot 205 GTi	13	14:57.25	25.54	63.01	1:06.06	9 65.83
8	59		Daniel GIBSON	Ford Fiesta XR2	13	14:57.33	25.62	63.00	1:05.27	10 66.63
9	35		Mark WEBSTER	Ford Fiesta XR2i	13	14:59.85	28.14	62.83	1:05.60	11 66.29
10	52		Andrew THORPE	Ford Fiesta XR2	13	15:00.55	28.84	62.78	1:05.83	11 66.06
11	78		Thomas LANGFORD	Peugeot 205 GTi	13	15:00.56	28.85	62.78	1:04.58	12 67.34
12	46		Jon PEERLESS	Peugeot 205 GTi	13	15:01.26	29.55	62.73	1:04.78	11 67.13
13	67		Matthew STUBINGTON	Peugeot 205 GTi	13	15:02.65	30.94	62.63	1:05.45	12 66.44
14	18		Michael WILLIAMSON	Ford Fiesta XR2	13	15:09.33	37.62	62.17	1:06.00	11 65.89
15	23		Oliver THODAY	Ford Fiesta XR2	13	15:23.47	51.76	61.22	1:05.83	10 66.06
16	32		Mervyn BECKETT	Vauxhall Nova GTE	13	15:25.24	53.53	61.10	1:05.40	11 66.50
17	41		Alan DULY	Ford Fiesta XR2i	13	15:33.02	1:01.31	60.59	1:06.76	11 65.14
18	22		Ryan LOWRY	Ford Fiesta XR2i	13	15:41.69	1:09.98	60.04	1:06.27	11 65.62
19	34		Ben WARD	Ford Fiesta XR2	12	14:43.43	1 Lap	59.07	1:08.34	11 63.63
20	39		Charles BRIGGS	Peugeot 205 GTi	12	15:14.24	1 Lap	57.08	1:09.93	10 62.19
21	64		Bill PARIERA	Citroen AX GTi	12	15:23.27	1 Lap	56.52	1:10.72	9 61.49
22	80		John HILL	Peugeot 205 GTi	11	14:56.12	2 Laps	53.38	1:14.01	5 58.76

Not-Classified

2	Matt ROZIER	Peugeot 205 GTi	12	13:26.20	DNF	64.73	1:03.21	11 68.80
44	Richard PENNICK	Ford Fiesta XR2i	11	13:09.37	DNF	60.60	1:06.75	11 65.15
56	Philip BURDEN	Ford Fiesta XR2	11	13:33.20	DNF	58.83	1:08.43	11 63.55

Fastest Lap

42	Lee SCOTT	Ford Fiesta XR2i					1:02.55	12 69.53
----	-----------	------------------	--	--	--	--	---------	----------

Weather / Track: Raining / Damp

Start Time : 15:58

Brands Hatch Indy

27 Apr 13 16:17

Clerk of Course :	Time Issued :	Chief Timekeeper : Terry Stevens
-------------------	---------------	----------------------------------

THESE RESULTS REMAIN PROVISIONAL FOR A MINIMUM OF 30 MINUTES FROM THE TIME OF ISSUE AND UNTIL ALL JUDICIAL AND TECHNICAL MATTERS HAVE BEEN SETTLED.

Results produced on HS Sports Timing and Results Systems

Lap Chart

Demon Tweeks / Yokohama Classic Stock Hatch Championship - Race 7

Lap 1		Lap 2		Lap 3		Lap 4		Lap 5		Lap 6		Lap 7		Lap 8		Lap 9		Lap 10	
No	Time	No	Time	No	Time	No	Time	No	Time	No	Time	No	Time	No	Time	No	Time	No	Time
42	1:17.38	42	2:26.34	42	3:34.74	6	4:43.07	6	5:50.80	6	6:57.23	6	8:03.29	6	9:08.92	6	10:14.97	2	11:18.84
6	1:18.00	6	2:27.40	6	3:35.40	42	4:43.59	42	5:51.01	42	6:57.47	2	8:04.67	39	9:09.09 *1	2	10:15.20	6	11:19.42
90	1:18.35	90	2:27.72	90	3:36.11	2	4:44.03	2	5:51.36	2	6:57.90	42	8:04.83	2	9:09.71	42	10:15.37	42	11:19.84
2	1:18.51	2	2:28.46	2	3:36.40	90	4:44.59	90	5:51.96	90	7:00.36	90	8:06.53	42	9:10.30	90	10:18.05	90	11:22.89
88	1:19.47	88	2:29.32	88	3:37.86	88	4:46.51	88	5:53.85	88	7:00.46	88	8:07.91	90	9:12.26	40	10:20.26	40	11:24.34
57	1:20.09	57	2:30.17	57	3:39.77	40	4:47.52	40	5:54.46	40	7:01.25	40	8:08.48	40	9:14.27	88	10:21.30	88	11:25.62
40	1:20.62	40	2:30.41	40	3:40.23	57	4:48.82	57	5:56.49	57	7:03.88	57	8:11.35	88	9:15.02	64	10:22.52 *1	57	11:29.21
59	1:20.79	59	2:31.18	67	3:43.70	67	4:52.82	7	6:00.61	7	7:07.75	80	8:13.56 *1	57	9:18.00	57	10:24.66	64	11:33.24 *1
67	1:21.85	67	2:33.03	7	3:43.98	7	4:53.10	35	6:01.40	35	7:08.21	7	8:15.72	7	9:22.39	39	10:24.99 *1	7	11:34.68
7	1:22.78	7	2:33.07	35	3:43.98	35	4:53.35	67	6:01.66	52	7:09.30	35	8:15.98	35	9:22.69	7	10:28.45	35	11:35.55
22	1:23.06	35	2:33.94	52	3:44.91	52	4:54.26	52	6:02.54	67	7:10.48	52	8:17.12	52	9:23.88	35	10:29.38	59	11:36.02
32	1:23.54	52	2:35.34	59	3:44.95	59	4:55.27	59	6:02.73	59	7:10.70	67	8:17.75	67	9:25.16	59	10:30.75	39	11:36.76 *1
35	1:23.64	22	2:36.48	46	3:47.64	46	4:56.47	46	6:04.26	46	7:11.27	59	8:18.33	59	9:25.42	52	10:30.80	52	11:36.80
52	1:24.00	18	2:36.96	18	3:49.21	18	4:58.08	18	6:05.79	18	7:13.62	46	8:18.57	46	9:26.23	67	10:31.64	67	11:37.74
18	1:24.35	32	2:37.58	22	3:49.69	22	4:59.71	22	6:08.78	78	7:18.11	18	8:21.66	18	9:29.78	46	10:32.06	46	11:37.74
46	1:24.36	46	2:37.60	32	3:50.08	32	5:00.87	78	6:10.50	22	7:18.61	78	8:24.52	78	9:30.10	78	10:35.73	78	11:40.74
39	1:25.63	23	2:38.33	34	3:53.10	34	5:02.35	32	6:10.51	32	7:20.21	22	8:28.13	80	9:31.43 *1	18	10:36.99	18	11:43.12
23	1:26.23	34	2:42.42	23	3:53.88	78	5:02.93	23	6:11.81	23	7:20.50	32	8:31.32	22	9:38.08	22	10:46.57	22	11:53.14
34	1:26.39	41	2:42.97	78	3:54.62	23	5:03.89	41	6:16.87	41	7:26.05	23	8:33.29	32	9:40.92	23	10:48.01	23	11:53.84
56	1:26.88	44	2:43.69	41	3:55.71	41	5:06.68	44	6:17.91	44	7:26.74	41	8:35.64	23	9:41.04	32	10:48.95	32	11:55.39
41	1:27.59	78	2:44.04	44	3:56.93	44	5:07.63	39	6:29.48	56	7:42.98	44	8:36.04	41	9:45.38	41	10:54.07	41	12:02.24
80	1:28.24	64	2:50.13	39	4:06.67	39	5:18.83	56	6:34.29	34	7:45.25	56	8:55.46	44	9:45.59	44	10:54.82	44	12:02.62
44	1:28.93	39	2:50.36	64	4:08.33	56	5:24.19	34	6:34.94	64	7:54.24	34	8:55.70	56	10:04.44	80	11:08.67 *1		
64	1:31.25	56	3:04.00	56	4:14.65	64	5:24.97	64	6:39.54	39	7:56.88	64	9:08.06	34	10:04.87	56	11:14.18		
78	1:32.08	80	3:09.34	80	4:26.51	80	5:41.95	80	6:55.96							34	11:14.28		

Lap Chart

Demon Tweeks / Yokohama Classic Stock Hatch Championship - Race 7

Lap 11		Lap 12		Lap 13		Lap 14		Lap 15		Lap 16		Lap 17		Lap 18		Lap 19		Lap 20	
No	Time	No	Time	No	Time	No	Time	No	Time	No	Time	No	Time	No	Time	No	Time	No	Time
2	12:22.05	42	13:25.42	42	14:31.71														
6	12:22.31	6	13:26.15	6	14:31.93														
42	12:22.87	2	13:26.20	90	14:36.98														
34	12:23.10 *1	90	13:29.53	40	14:37.99														
80	12:23.67 *2	40	13:31.44	88	14:40.91														
56	12:24.77 *1	34	13:31.44 *1	34	14:43.43 *1														
90	12:26.07	88	13:32.89	57	14:47.85														
40	12:27.84	56	13:33.20 *1	80	14:56.12 *2														
88	12:29.37	57	13:37.48	7	14:57.25														
57	12:32.94	80	13:37.82 *2	59	14:57.33														
7	12:40.74	7	13:47.10	35	14:59.85														
35	12:41.15	59	13:47.47	52	15:00.55														
59	12:41.65	46	13:48.24	78	15:00.56														
46	12:42.52	35	13:48.44	46	15:01.26														
52	12:42.63	52	13:49.34	67	15:02.65														
67	12:44.79	78	13:50.07	18	15:09.33														
78	12:45.49	67	13:50.24	39	15:14.24 *1														
64	12:45.91 *1	18	13:56.77	64	15:23.27 *1														
39	12:46.69 *1	39	13:58.89 *1	23	15:23.47														
18	12:49.12	64	14:07.04 *1	32	15:25.24														
22	12:59.41	23	14:09.79	41	15:33.02														
23	13:00.12	32	14:10.68	22	15:41.69														
32	13:00.79	41	14:18.98																
41	13:09.00	22	14:22.57																
44	13:09.37																		

Demon Tweeks / Yokohama Classic Stock Hatch Championship

LAP TIMES - Race 7

2 Matt ROZIER

Lap	1	2	3	4	5	6	7	8	9	10
1	1:13.79	1:09.95	1:07.94	1:07.63	1:07.33	1:06.54	1:06.77	1:05.04	1:05.49	1:03.64
11	1:03.21	1:04.15								

6 Andy PHILPOTTS

Lap	1	2	3	4	5	6	7	8	9	10
1	1:14.57	1:09.40	1:08.00	1:07.67	1:07.73	1:06.43	1:06.06	1:05.63	1:06.05	1:04.45
11	1:02.89	1:03.84	1:05.78							

7 Derek ROZIER

Lap	1	2	3	4	5	6	7	8	9	10
1	1:16.75	1:10.29	1:10.91	1:09.12	1:07.51	1:07.14	1:07.97	1:06.67	1:06.06	1:06.23
11	1:06.06	1:06.36	1:10.15							

18 Michael WILLIAMSON

Lap	1	2	3	4	5	6	7	8	9	10
1	1:16.60	1:12.61	1:12.25	1:08.87	1:07.71	1:07.83	1:08.04	1:08.12	1:07.21	1:06.13
11	1:06.00	1:07.65	1:12.56							

22 Ryan LOWRY

Lap	1	2	3	4	5	6	7	8	9	10
1	1:17.20	1:13.42	1:13.21	1:10.02	1:09.07	1:09.83	1:09.52	1:09.95	1:08.49	1:06.57
11	1:06.27	1:23.16	1:19.12							

23 Oliver THODAY

Lap	1	2	3	4	5	6	7	8	9	10
1	1:19.27	1:12.10	1:15.55	1:10.01	1:07.92	1:08.69	1:12.79	1:07.75	1:06.97	1:05.83
11	1:06.28	1:09.67	1:13.68							

32 Mervyn BECKETT

Lap	1	2	3	4	5	6	7	8	9	10
1	1:17.94	1:14.04	1:12.50	1:10.79	1:09.64	1:09.70	1:11.11	1:09.60	1:08.03	1:06.44
11	1:05.40	1:09.89	1:14.56							

34 Ben WARD

Lap	1	2	3	4	5	6	7	8	9	10
1	1:18.80	1:16.03	1:10.68	1:09.25	1:32.59	1:10.31	1:10.45	1:09.17	1:09.41	1:08.82
11	1:08.34	1:11.99								

35 Mark WEBSTER

Lap	1	2	3	4	5	6	7	8	9	10
1	1:17.25	1:10.30	1:10.04	1:09.37	1:08.05	1:06.81	1:07.77	1:06.71	1:06.69	1:06.17
11	1:05.60	1:07.29	1:11.41							

39 Charles BRIGGS

Lap	1	2	3	4	5	6	7	8	9	10
1	1:18.19	1:24.73	1:16.31	1:12.16	1:10.65	1:27.40	1:12.21	1:15.90	1:11.77	1:09.93
11	1:12.20	1:15.35								

40	Paul THORPE									
Lap	1	2	3	4	5	6	7	8	9	10
1	1:15.16	1:09.79	1:09.82	1:07.29	1:06.94	1:06.79	1:07.23	1:05.79	1:05.99	1:04.08
11	1:03.50	1:03.60	1:06.55							
41	Alan DULY									
Lap	1	2	3	4	5	6	7	8	9	10
1	1:19.80	1:15.38	1:12.74	1:10.97	1:10.19	1:09.18	1:09.59	1:09.74	1:08.69	1:08.17
11	1:06.76	1:09.98	1:14.04							
42	Lee SCOTT									
Lap	1	2	3	4	5	6	7	8	9	10
1	1:13.53	1:08.96	1:08.40	1:08.85	1:07.42	1:06.46	1:07.36	1:05.47	1:05.07	1:04.47
11	1:03.03	1:02.55	1:06.29							
44	Richard PENNICK									
Lap	1	2	3	4	5	6	7	8	9	10
1	1:19.73	1:14.76	1:13.24	1:10.70	1:10.28	1:08.83	1:09.30	1:09.55	1:09.23	1:07.80
11	1:06.75									
46	Jon PEERLESS									
Lap	1	2	3	4	5	6	7	8	9	10
1	1:17.16	1:13.24	1:10.04	1:08.83	1:07.79	1:07.01	1:07.30	1:07.66	1:05.83	1:05.68
11	1:04.78	1:05.72	1:13.02							
52	Andrew THORPE									
Lap	1	2	3	4	5	6	7	8	9	10
1	1:17.34	1:11.34	1:09.57	1:09.35	1:08.28	1:06.76	1:07.82	1:06.76	1:06.92	1:06.00
11	1:05.83	1:06.71	1:11.21							
56	Philip BURDEN									
Lap	1	2	3	4	5	6	7	8	9	10
1	1:17.97	1:37.12	1:10.65	1:09.54	1:10.10	1:08.69	1:12.48	1:08.98	1:09.74	1:10.59
11	1:08.43									
57	Imran KHAN									
Lap	1	2	3	4	5	6	7	8	9	10
1	1:15.54	1:10.08	1:09.60	1:09.05	1:07.67	1:07.39	1:07.47	1:06.65	1:06.66	1:04.55
11	1:03.73	1:04.54	1:10.37							
59	Daniel GIBSON									
Lap	1	2	3	4	5	6	7	8	9	10
1	1:15.22	1:10.39	1:13.77	1:10.32	1:07.46	1:07.97	1:07.63	1:07.09	1:05.33	1:05.27
11	1:05.63	1:05.82	1:09.86							
64	Bill PARIERA									
Lap	1	2	3	4	5	6	7	8	9	10
1	1:22.72	1:18.88	1:18.20	1:16.64	1:14.57	1:14.70	1:13.82	1:14.46	1:10.72	1:12.67
11	1:21.13	1:16.23								
67	Matthew STUBINGTON									
Lap	1	2	3	4	5	6	7	8	9	10
1	1:15.64	1:11.18	1:10.67	1:09.12	1:08.84	1:08.82	1:07.27	1:07.41	1:06.48	1:06.10
11	1:07.05	1:05.45	1:12.41							

78	Thomas LANGFORD										
Lap	1	2	3	4	5	6	7	8	9	10	
1	1:12.49	1:11.96	1:10.58	1:08.31	1:07.57	1:07.61	1:06.41	1:05.58	1:05.63	1:05.01	
11	1:04.75	1:04.58	1:10.49								

80	John HILL									
Lap	1	2	3	4	5	6	7	8	9	10
1	1:19.43	1:41.10	1:17.17	1:15.44	1:14.01	1:17.60	1:17.87	1:37.24	1:15.00	1:14.15
11	1:18.30									

88	Martin CAYZER									
Lap	1	2	3	4	5	6	7	8	9	10
1	1:14.77	1:09.85	1:08.54	1:08.65	1:07.34	1:06.61	1:07.45	1:07.11	1:06.28	1:04.32
11	1:03.75	1:03.52	1:08.02							

90	Martyn FOWDREY									
Lap	1	2	3	4	5	6	7	8	9	10
1	1:13.69	1:09.37	1:08.39	1:08.48	1:07.37	1:08.40	1:06.17	1:05.73	1:05.79	1:04.84
11	1:03.18	1:03.46	1:07.45							

P7 - Provisional Qualifying Times for Races 7 & 19



Demon Tweeks / Yokohama Classic Stock Hatch Championship

2nd Best Times

Pl	No	Cl	Name	Car	Laps	2nd Best on Lap
1	6		Andy PHILPOTTS	Ford Fiesta XR2i	16	58.67 8
2	42		Lee SCOTT	Ford Fiesta XR2i	16	58.75 12
3	57		Imran KHAN	Ford Fiesta XR2	15	58.95 10
4	88		Martin CAYZER	Ford Fiesta XR2i	16	59.12 6
5	2		Matt ROZIER	Peugeot 205 GTi	15	59.14 15
6	90		Martyn FOWDREY	Ford Fiesta XR2	15	59.19 8
7	59		Daniel GIBSON	Ford Fiesta XR2	11	59.60 10
8	32		Mervyn BECKETT	Vauxhall Nova GTE	15	59.74 13
9	40		Paul THORPE	Ford Fiesta XR2i	15	59.79 8
10	35		Mark WEBSTER	Ford Fiesta XR2i	12	59.88 8
11	67		Matthew STUBINGTON	Peugeot 205 GTi	14	1:00.14 13
12	7		Derek ROZIER	Peugeot 205 GTi	14	1:00.20 13
13	22		Ryan LOWRY	Ford Fiesta XR2i	15	1:00.33 13
14	23		Oliver THODAY	Ford Fiesta XR2	15	1:00.41 8
15	52		Andrew THORPE	Ford Fiesta XR2	15	1:00.57 6
16	46		Jon PEERLESS	Peugeot 205 GTi	15	1:00.72 13
17	34		Ben WARD	Ford Fiesta XR2	14	1:01.26 13
18	39		Charles BRIGGS	Peugeot 205 GTi	14	1:01.36 9
19	41		Alan DULY	Ford Fiesta XR2i	15	1:01.82 9
20	18		Michael WILLIAMSON	Ford Fiesta XR2	14	1:02.03 11
21	56		Philip BURDEN	Ford Fiesta XR2	14	1:02.68 11
22	80		John HILL	Peugeot 205 GTi	11	1:04.17 10
23	44		Richard PENNICK	Ford Fiesta XR2i	14	1:04.17 10
24	64		Bill PARIERA	Citroen AX GTi	13	1:04.80 13

Exclusions

78 Thomas LANGFORD Peugeot 205 GTi Times disallowed - eligibility.

Weather / Track: Cloudy / Dry

Start Time : 12:24


Brands Hatch Indy

27 Apr 13 15:09


Clerk of Course :	Time Issued :	Chief Timekeeper : Terry Stevens
-------------------	---------------	----------------------------------

THESE RESULTS REMAIN PROVISIONAL FOR A MINIMUM OF 30 MINUTES FROM THE TIME OF ISSUE AND UNTIL ALL JUDICIAL AND TECHNICAL MATTERS HAVE BEEN SETTLED.

Results produced on HS Sports Timing and Results Systems. Results online at www.750MC.co.uk




RACE GRID



Demon Tweeks / Yokohama Classic Stock Hatch Championship

Race 19

ROW 14					
		27		28	
ROW 13	78 +10 seconds Thomas LANGFORD				
	25		26		
ROW 12		44 01:04.170 Richard PENNICK		64 01:04.800 Bill PARIERA	
		23		24	
ROW 11	56 01:02.680 Philip BURDEN		80 01:04.170 John HILL		
	21		22		
ROW 10		41 01:01.820 Alan DULY		18 01:02.030 Michael WILLIAMSON	
		19		20	
ROW 9	34 01:01.260 Ben WARD		39 01:01.360 Charles BRIGGS		
	17		18		
ROW 8		52 01:00.570 Andrew THORPE		46 01:00.720 Jon PEERLESS	
		15		16	
ROW 7	22 01:00.330 Ryan LOWRY		23 01:00.410 Oliver THODAY		
	13		14		
ROW 6		67 01:00.140 Matthew STUBINGTON		7 01:00.200 Derek ROZIER	
		11		12	
ROW 5	40 00:59.790 Paul THORPE		35 00:59.880 Mark WEBSTER		
	9		10		
ROW 4		59 00:59.600 Daniel GIBSON		32 00:59.740 Mervyn BECKETT	
		7		8	
ROW 3	2 00:59.140 Matt ROZIER		90 00:59.190 Martyn FOWDREY		
	5		6		
ROW 2		88 00:59.120 Martin CAYZER		42 00:58.750 Lee SCOTT	
		3		4	
ROW 1	6 00:58.670 Andy PHILPOTTS		57 00:58.950 Imran KHAN		
	1		2		
	POLE				



No 42 - 2 position penalty from previous meeting



Provisional Results - Race 19

Demon Tweeks / Yokohama Classic Stock Hatch Championship

Pl	No	Cl	Name	Car	Laps	Time	Behind	MPH	Best Lap on	MPH	
1	57		Imran KHAN	Ford Fiesta XR2	14	13:59.46		72.53	58.71	11	74.07
2	42		Lee SCOTT	Ford Fiesta XR2i	14	14:11.86	12.40	71.47	58.79	6	73.97
3	7		Derek ROZIER	Peugeot 205 GTi	14	14:13.25	13.79	71.35	59.63	11	72.93
4	32		Mervyn BECKETT	Vauxhall Nova GTE	14	14:13.86	14.40	71.30	59.52	11	73.06
5	88		Martin CAYZER	Ford Fiesta XR2i	14	14:17.50	18.04	71.00	59.92	11	72.58
6	40		Paul THORPE	Ford Fiesta XR2i	14	14:17.80	18.34	70.98	59.90	9	72.60
7	67		Matthew STUBINGTON	Peugeot 205 GTi	14	14:29.76	30.30	70.00	1:00.51	13	71.87
8	35		Mark WEBSTER	Ford Fiesta XR2i	14	14:34.87	35.41	69.59	1:00.51	8	71.87
9	78		Thomas LANGFORD	Peugeot 205 GTi	14	14:35.12	35.66	69.57	1:00.33	12	72.08
10	18		Michael WILLIAMSON	Ford Fiesta XR2	14	14:39.05	39.59	69.26	1:00.55	10	71.82
11	22		Ryan LOWRY	Ford Fiesta XR2i	14	14:39.25	39.79	69.24	1:00.87	9	71.44
12	46		Jon PEERLESS	Peugeot 205 GTi	14	14:40.01	40.55	69.18	1:00.39	9	72.01
13	23		Oliver THODAY	Ford Fiesta XR2	14	14:41.68	42.22	69.05	1:00.26	8	72.17
14	52		Andrew THORPE	Ford Fiesta XR2	14	14:42.11	42.65	69.02	1:00.80	10	71.53
15	59		Daniel GIBSON	Ford Fiesta XR2	14	14:44.92	45.46	68.80	59.02	6	73.68
16	41		Alan DULY	Ford Fiesta XR2i	14	14:48.39	48.93	68.53	1:01.43	9	70.79
17	34		Ben WARD	Ford Fiesta XR2	14	14:49.34	49.88	68.46	1:01.04	11	71.25
18	39		Charles BRIGGS	Peugeot 205 GTi	14	14:50.99	51.53	68.33	1:00.32	11	72.10
19	2		Matt ROZIER	Peugeot 205 GTi	13	13:38.64	1 Lap	69.06	58.84	10	73.91
20	56		Philip BURDEN	Ford Fiesta XR2	13	14:09.64	1 Lap	66.54	1:02.55	10	69.53
21	80		John HILL	Peugeot 205 GTi	13	14:25.61	1 Lap	65.31	1:02.40	6	69.69
22	44		Richard PENNICK	Ford Fiesta XR2i	13	14:28.60	1 Lap	65.09	1:04.27	12	67.66
23	64		Bill PARIERA	Citroen AX GTi	13	14:44.99	1 Lap	63.88	1:04.88	7	67.03
Not-Classified											
	6		Andy PHILPOTTS	Ford Fiesta XR2i	7	7:04.14	DNF	71.77	59.02	5	73.68
	90		Martyn FOWDREY	Ford Fiesta XR2	0		Starter				
Fastest Lap											
	57		Imran KHAN	Ford Fiesta XR2					58.71	11	74.07

Weather / Track: Cloudy / Dry

Start Time : 15:34

Brands Hatch Indy

28 Apr 13 15:54

Clerk of Course :	Time Issued :	Chief Timekeeper : Terry Stevens
-------------------	---------------	----------------------------------

THESE RESULTS REMAIN PROVISIONAL FOR A MINIMUM OF 30 MINUTES FROM THE TIME OF ISSUE AND UNTIL ALL JUDICIAL AND TECHNICAL MATTERS HAVE BEEN SETTLED.

Lap Chart

Demon Tweeks / Yokohama Classic Stock Hatch Championship - Race 19

Lap 1		Lap 2		Lap 3		Lap 4		Lap 5		Lap 6		Lap 7		Lap 8		Lap 9		Lap 10	
No	Time	No	Time	No	Time	No	Time	No	Time	No	Time	No	Time	No	Time	No	Time	No	Time
6	1:07.84	6	2:07.35	6	3:06.38	6	4:05.51	6	5:04.53	2	6:04.32	6	7:04.14	57	8:03.82	57	9:03.76	57	10:02.83
2	1:08.19	2	2:07.60	2	3:06.66	2	4:05.75	2	5:04.83	6	6:04.36	57	7:04.45	42	8:04.27	80	9:04.12 *1	42	10:04.02
57	1:08.55	57	2:07.94	57	3:06.98	57	4:05.94	57	5:05.01	57	6:04.48	42	7:04.95	7	8:12.75	42	9:04.77	80	10:08.17 *1
42	1:09.45	42	2:09.14	42	3:08.43	42	4:08.06	42	5:06.88	42	6:05.67	7	7:12.42	88	8:14.20	64	9:10.61 *1	44	10:09.38 *1
88	1:10.81	88	2:11.67	88	3:11.97	88	4:12.19	7	5:12.27	7	6:12.26	32	7:13.31	32	8:14.33	7	9:12.97	7	10:13.19
7	1:10.96	7	2:11.90	7	3:12.24	7	4:12.34	88	5:13.27	88	6:13.40	88	7:13.37	40	8:16.41	32	9:14.57	32	10:14.76
32	1:12.35	32	2:12.76	32	3:12.65	32	4:12.74	32	5:13.45	32	6:13.59	40	7:15.72	67	8:23.82	88	9:14.70	88	10:15.26
46	1:13.56	40	2:14.73	40	3:15.19	40	4:15.29	40	5:15.69	40	6:15.68	67	7:22.88	35	8:27.45	40	9:16.31	40	10:16.72
40	1:14.02	46	2:15.28	46	3:16.15	67	4:20.30	67	5:21.05	67	6:21.75	35	7:26.94	22	8:28.55	67	9:24.79	64	10:18.76 *1
67	1:14.71	67	2:17.09	67	3:18.92	22	4:21.22	22	5:23.48	22	6:25.71	22	7:27.56	59	8:28.58	59	9:27.89	67	10:25.66
35	1:14.85	52	2:17.52	52	3:19.60	35	4:22.24	35	5:23.54	35	6:26.06	18	7:28.29	18	8:29.43	35	9:28.64	59	10:27.05
22	1:15.20	35	2:17.90	35	3:19.64	52	4:23.18	52	5:24.26	52	6:26.75	59	7:29.23	23	8:29.65	22	9:29.42	35	10:29.36
52	1:16.01	22	2:18.78	22	3:19.98	18	4:23.50	18	5:25.46	18	6:27.02	23	7:29.39	78	8:30.06	18	9:30.10	22	10:30.49
18	1:16.23	18	2:19.19	18	3:20.84	78	4:23.78	23	5:26.18	23	6:27.25	78	7:29.71	52	8:31.23	23	9:30.54	18	10:30.65
23	1:16.26	23	2:19.63	78	3:21.74	23	4:25.09	78	5:27.28	78	6:28.22	52	7:29.81	46	8:32.55	78	9:30.71	78	10:31.11
39	1:17.00	78	2:19.85	23	3:23.59	46	4:26.53	46	5:28.75	59	6:29.12	46	7:31.89	41	8:36.93	52	9:32.40	23	10:31.73
78	1:17.14	39	2:20.65	41	3:24.69	41	4:27.77	59	5:30.10	46	6:30.66	41	7:34.55	34	8:39.34	46	9:32.94	52	10:33.20
41	1:17.55	41	2:21.64	34	3:26.30	34	4:29.63	41	5:30.14	41	6:32.54	34	7:36.96	2	8:41.10	41	9:38.36	46	10:33.49
34	1:18.69	34	2:22.77	59	3:31.45	59	4:30.86	34	5:32.36	34	6:34.72	2	7:37.62	39	8:43.81	2	9:41.76	41	10:40.50
56	1:21.36	56	2:26.99	56	3:31.82	39	4:36.97	39	5:39.58	39	6:41.45	39	7:42.92	56	8:52.11	34	9:42.39	2	10:40.60
64	1:24.25	59	2:31.78	39	3:34.15	56	4:37.06	56	5:41.84	56	6:45.48	56	7:48.59	44	9:03.26	39	9:44.79	34	10:44.20
44	1:24.76	44	2:31.84	44	3:36.74	80	4:41.90	80	5:44.92	80	6:47.32	80	7:50.09			56	9:55.20	39	10:45.53
80	1:28.02	64	2:33.61	80	3:38.65	44	4:42.65	44	5:47.83	44	6:53.00	44	7:58.56					56	10:57.75
59	1:31.99	80	2:34.11	64	3:40.55	64	4:47.15	64	5:52.55	64	6:58.50	64	8:03.38						

Lap Chart

Demon Tweeks / Yokohama Classic Stock Hatch Championship - Race 19

Lap 11		Lap 12		Lap 13		Lap 14		Lap 15		Lap 16		Lap 17		Lap 18		Lap 19		Lap 20	
No	Time	No	Time	No	Time	No	Time	No	Time	No	Time	No	Time	No	Time	No	Time	No	Time
57	11:01.54	57	12:00.60	57	12:59.64	57	13:59.46												
42	11:03.18	56	12:00.91 *1	42	13:03.49	56	14:09.64 *1												
80	11:12.04 *1	42	12:02.21	56	13:03.99 *1	42	14:11.86												
7	11:12.82	7	12:13.06	7	13:12.91	7	14:13.25												
44	11:14.21 *1	32	12:14.43	32	13:14.15	32	14:13.86												
32	11:14.28	88	12:15.56	88	13:15.52	88	14:17.50												
88	11:15.18	80	12:16.89 *1	40	13:17.42	40	14:17.80												
40	11:16.92	40	12:17.32	80	13:21.66 *1	80	14:25.61 *1												
64	11:24.27 *1	44	12:18.88 *1	44	13:23.15 *1	44	14:28.60 *1												
59	11:26.14	59	12:25.63	59	13:25.21	67	14:29.76												
67	11:27.21	67	12:28.40	67	13:28.91	35	14:34.87												
35	11:30.23	64	12:30.77 *1	35	13:32.55	78	14:35.12												
22	11:33.26	35	12:31.31	78	13:34.76	18	14:39.05												
18	11:33.36	78	12:33.80	64	13:37.37 *1	22	14:39.25												
78	11:33.47	18	12:36.23	18	13:37.50	46	14:40.01												
23	11:34.03	22	12:36.34	22	13:37.83	23	14:41.68												
46	11:35.10	46	12:36.65	46	13:38.52	52	14:42.11												
52	11:35.31	23	12:37.44	2	13:38.64	59	14:44.92												
2	11:39.60	52	12:37.55	23	13:38.83	64	14:44.99 *1												
41	11:43.07	2	12:38.79	52	13:40.51	41	14:48.39												
34	11:45.24	41	12:44.52	41	13:46.33	34	14:49.34												
39	11:45.85	34	12:46.59	34	13:47.63	39	14:50.99												
		39	12:47.00	39	13:48.00														

Demon Tweeks / Yokohama Classic Stock Hatch Championship

LAP TIMES - Race 19

2	Matt ROZIER										
Lap	1	2	3	4	5	6	7	8	9	10	
1	1:04.43	59.41	59.06	59.09	59.08	59.49	1:33.30	1:03.48	1:00.66	58.84	
11	59.00	59.19	59.85								
6	Andy PHILPOTTS										
Lap	1	2	3	4	5	6	7	8	9	10	
1	1:04.86	59.51	59.03	59.13	59.02	59.83	59.78				
7	Derek ROZIER										
Lap	1	2	3	4	5	6	7	8	9	10	
1	1:05.74	1:00.94	1:00.34	1:00.10	59.93	59.99	1:00.16	1:00.33	1:00.22	1:00.22	
11	59.63	1:00.24	59.85	1:00.34							
18	Michael WILLIAMSON										
Lap	1	2	3	4	5	6	7	8	9	10	
1	1:09.45	1:02.96	1:01.65	1:02.66	1:01.96	1:01.56	1:01.27	1:01.14	1:00.67	1:00.55	
11	1:02.71	1:02.87	1:01.27	1:01.55							
22	Ryan LOWRY										
Lap	1	2	3	4	5	6	7	8	9	10	
1	1:09.76	1:03.58	1:01.20	1:01.24	1:02.26	1:02.23	1:01.85	1:00.99	1:00.87	1:01.07	
11	1:02.77	1:03.08	1:01.49	1:01.42							
23	Oliver THODAY										
Lap	1	2	3	4	5	6	7	8	9	10	
1	1:10.13	1:03.37	1:03.96	1:01.50	1:01.09	1:01.07	1:02.14	1:00.26	1:00.89	1:01.19	
11	1:02.30	1:03.41	1:01.39	1:02.85							
32	Mervyn BECKETT										
Lap	1	2	3	4	5	6	7	8	9	10	
1	1:07.74	1:00.41	59.89	1:00.09	1:00.71	1:00.14	59.72	1:01.02	1:00.24	1:00.19	
11	59.52	1:00.15	59.72	59.71							
34	Ben WARD										
Lap	1	2	3	4	5	6	7	8	9	10	
1	1:11.91	1:04.08	1:03.53	1:03.33	1:02.73	1:02.36	1:02.24	1:02.38	1:03.05	1:01.81	
11	1:01.04	1:01.35	1:01.04	1:01.71							
35	Mark WEBSTER										
Lap	1	2	3	4	5	6	7	8	9	10	
1	1:09.33	1:03.05	1:01.74	1:02.60	1:01.30	1:02.52	1:00.88	1:00.51	1:01.19	1:00.72	
11	1:00.87	1:01.08	1:01.24	1:02.32							
39	Charles BRIGGS										
Lap	1	2	3	4	5	6	7	8	9	10	
1	1:09.86	1:03.65	1:13.50	1:02.82	1:02.61	1:01.87	1:01.47	1:00.89	1:00.98	1:00.74	
11	1:00.32	1:01.15	1:01.00	1:02.99							

40	Paul THORPE									
Lap	1	2	3	4	5	6	7	8	9	10
1	1:08.96	1:00.71	1:00.46	1:00.10	1:00.40	59.99	1:00.04	1:00.69	59.90	1:00.41
11	1:00.20	1:00.40	1:00.10	1:00.38						
41	Alan DULY									
Lap	1	2	3	4	5	6	7	8	9	10
1	1:10.34	1:04.09	1:03.05	1:03.08	1:02.37	1:02.40	1:02.01	1:02.38	1:01.43	1:02.14
11	1:02.57	1:01.45	1:01.81	1:02.06						
42	Lee SCOTT									
Lap	1	2	3	4	5	6	7	8	9	10
1	1:05.77	59.69	59.29	59.63	58.82	58.79	59.28	59.32	1:00.50	59.25
11	59.16	59.03	1:01.28	1:08.37						
44	Richard PENNICK									
Lap	1	2	3	4	5	6	7	8	9	10
1	1:16.29	1:07.08	1:04.90	1:05.91	1:05.18	1:05.17	1:05.56	1:04.70	1:06.12	1:04.83
11	1:04.67	1:04.27	1:05.45							
46	Jon PEERLESS									
Lap	1	2	3	4	5	6	7	8	9	10
1	1:07.37	1:01.72	1:00.87	1:10.38	1:02.22	1:01.91	1:01.23	1:00.66	1:00.39	1:00.55
11	1:01.61	1:01.55	1:01.87	1:01.49						
52	Andrew THORPE									
Lap	1	2	3	4	5	6	7	8	9	10
1	1:09.77	1:01.51	1:02.08	1:03.58	1:01.08	1:02.49	1:03.06	1:01.42	1:01.17	1:00.80
11	1:02.11	1:02.24	1:02.96	1:01.60						
56	Philip BURDEN									
Lap	1	2	3	4	5	6	7	8	9	10
1	1:13.19	1:05.63	1:04.83	1:05.24	1:04.78	1:03.64	1:03.11	1:03.52	1:03.09	1:02.55
11	1:03.16	1:03.08	1:05.65							
57	Imran KHAN									
Lap	1	2	3	4	5	6	7	8	9	10
1	1:05.28	59.39	59.04	58.96	59.07	59.47	59.97	59.37	59.94	59.07
11	58.71	59.06	59.04	59.82						
59	Daniel GIBSON									
Lap	1	2	3	4	5	6	7	8	9	10
1	1:27.21	59.79	59.67	59.41	59.24	59.02	1:00.11	59.35	59.31	59.16
11	59.09	59.49	59.58	1:19.71						
64	Bill PARIERA									
Lap	1	2	3	4	5	6	7	8	9	10
1	1:16.22	1:09.36	1:06.94	1:06.60	1:05.40	1:05.95	1:04.88	1:07.23	1:08.15	1:05.51
11	1:06.50	1:06.60	1:07.62							
67	Matthew STUBINGTON									
Lap	1	2	3	4	5	6	7	8	9	10
1	1:09.05	1:02.38	1:01.83	1:01.38	1:00.75	1:00.70	1:01.13	1:00.94	1:00.97	1:00.87
11	1:01.55	1:01.19	1:00.51	1:00.85						

78 Thomas LANGFORD

Lap	1	2	3	4	5	6	7	8	9	10
1	1:08.30	1:02.71	1:01.89	1:02.04	1:03.50	1:00.94	1:01.49	1:00.35	1:00.65	1:00.40
11	1:02.36	1:00.33	1:00.96	1:00.36						

80 John HILL

Lap	1	2	3	4	5	6	7	8	9	10
1	1:20.07	1:06.09	1:04.54	1:03.25	1:03.02	1:02.40	1:02.77	1:14.03	1:04.05	1:03.87
11	1:04.85	1:04.77	1:03.95							

88 Martin CAYZER

Lap	1	2	3	4	5	6	7	8	9	10
1	1:06.87	1:00.86	1:00.30	1:00.22	1:01.08	1:00.13	59.97	1:00.83	1:00.50	1:00.56
11	59.92	1:00.38	59.96	1:01.98						