

Classic Stock Hatch Championship

Qualifying 5

Pl	No	Cl	Name	Car	Laps	Time on Lap	Behind	MPH
1	71		Pip HAMMOND	Vauxhall Astra GTE	8	1:47.13	8	73.49
2	1		Lee SCOTT	Ford Fiesta XR2i	8	1:48.52	4	72.55
3	6		Pete MORGAN	Ford Fiesta XR2	8	1:48.82	7	72.35
4	3		Matt ROZIER	Peugeot 205 GTi	8	1:48.88	5	72.31
5	4		Andrew THORPE	Citroen AX GTi	8	1:49.02	6	72.22
6	55		Marcus WARD	Ford Fiesta XR2i	8	1:49.02	7	72.22
7	88		Martin CAYZER	Ford Fiesta XR2i	8	1:49.09	4	72.17
8	5		Edward COOPER	Vauxhall Nova GSi	8	1:49.10	5	72.16
9	2		Matthew STUBBINGTON	Peugeot 205 GTi	5	1:49.64	5	71.81
10	11		Andy PHILPOTTS	Ford Fiesta XR2i	3	1:49.74	2	71.74
11	99		Scott WARD	Ford Fiesta XR2i	8	1:49.82	7	71.69
12	39		Martin RODGERS	Peugeot 205 GTi	8	1:50.49	8	71.26
13	87		Stewart PLACE	Peugeot 205 GTi	8	1:50.76	5	71.08
14	73		Jason WATKINSON	Ford Fiesta XR2i	8	1:50.82	8	71.04
15	26		Paul BROCK	Ford Fiesta XR2i	8	1:51.50	8	70.61
16	41		Jason WOOD	Vauxhall Nova GTE	8	1:52.13	2	70.21
17	33		Ryan CLARKE	Peugeot 205 GTi	8	1:52.39	8	70.05
18	7		Derek ROZIER	Peugeot 205 GTi	8	1:52.55	6	69.95
19	12		James HASLEHURST	Peugeot 205 GTi	8	1:55.22	8	68.33
20	92		Rick GROOM	Ford Fiesta XR2	8	1:55.81	4	67.98
21	69		Scott WOODHEAD	Peugeot 205 GTi	2	2:00.35	2	13.22
22	25		Geoff BLUFF	Ford Fiesta XR2i	4	2:03.78	3	16.65

No 3 - best lap removed - track limits

Weather / Track:

Start Time : 10:32

Cadwell Park Full

28 Jul 18 10:57

Clerk of Course :	Time Issued :	Chief Timekeeper : Terry Stevens
-------------------	---------------	----------------------------------

THESE RESULTS REMAIN PROVISIONAL FOR A MINIMUM OF 30 MINUTES FROM THE TIME OF ISSUE AND UNTIL ALL JUDICIAL AND TECHNICAL MATTERS HAVE BEEN SETTLED.

Demon Tweeks / Yokohama Classic Stock Hatch Championship


LAP TIMES - Qualifying 5

1	Lee SCOTT										
	Lap	1	2	3	4	5	6	7	8	9	10
	1	1:54.51	1:49.45	1:48.58	1:48.52	1:48.74	1:48.88	1:49.71	1:49.16		
2	Matthew STUBBINGTON										
	Lap	1	2	3	4	5	6	7	8	9	10
	1	1:57.32	1:50.70	1:50.38	1:49.90	1:49.64					
3	Matt ROZIER										
	Lap	1	2	3	4	5	6	7	8	9	10
	1	1:54.63	1:49.24	1:49.09	1:49.75	1:48.88	1:49.48	1:49.38	-		
4	Andrew THORPE										
	Lap	1	2	3	4	5	6	7	8	9	10
	1	1:55.89	1:50.28	1:49.18	1:49.45	1:50.35	1:49.02	1:49.26	1:50.02		
5	Edward COOPER										
	Lap	1	2	3	4	5	6	7	8	9	10
	1	1:56.97	1:52.00	1:50.92	1:50.05	1:49.10	1:50.15	1:49.29	1:49.75		
6	Pete MORGAN										
	Lap	1	2	3	4	5	6	7	8	9	10
	1	1:53.35	1:49.95	1:49.38	1:48.97	1:49.46	1:49.41	1:48.82	1:48.93		
7	Derek ROZIER										
	Lap	1	2	3	4	5	6	7	8	9	10
	1	2:17.98	1:54.81	1:55.15	1:52.67	1:52.62	1:52.55	1:52.67	1:52.57		
11	Andy PHILPOTTS										
	Lap	1	2	3	4	5	6	7	8	9	10
	1	1:54.66	1:49.74	5:42.30							
12	James HASLEHURST										
	Lap	1	2	3	4	5	6	7	8	9	10
	1	2:11.23	2:02.12	1:59.70	1:58.13	1:56.99	1:55.33	1:57.46	1:55.22		
25	Geoff BLUFF										
	Lap	1	2	3	4	5	6	7	8	9	10
	1	2:17.57	2:08.09	2:03.78	2:07.70						
26	Paul BROCK										
	Lap	1	2	3	4	5	6	7	8	9	10
	1	1:58.56	1:53.25	1:52.12	1:51.99	1:52.00	1:54.60	1:53.30	1:51.50		
33	Ryan CLARKE										
	Lap	1	2	3	4	5	6	7	8	9	10
	1	2:06.20	1:58.74	1:54.82	1:53.34	1:53.15	1:54.60	1:53.40	1:52.39		
39	Martin RODGERS										
	Lap	1	2	3	4	5	6	7	8	9	10
	1	1:55.10	1:51.14	1:52.55	1:51.23	1:51.60	1:51.04	1:52.65	1:50.49		

41	Jason WOOD									
Lap	1	2	3	4	5	6	7	8	9	10
1	1:55.55	1:52.13	1:52.27	1:52.46	1:52.25	1:55.76	1:53.90	1:52.25		
55	Marcus WARD									
Lap	1	2	3	4	5	6	7	8	9	10
1	2:01.91	1:53.68	1:50.65	1:49.39	1:57.61	1:49.89	1:49.02	1:49.20		
69	Scott WOODHEAD									
Lap	1	2	3	4	5	6	7	8	9	10
1	2:01.07	2:00.35								
71	Pip HAMMOND									
Lap	1	2	3	4	5	6	7	8	9	10
1	1:50.24	1:48.78	1:47.95	1:50.48	1:47.38	1:47.61	1:47.64	1:47.13		
73	Jason WATKINSON									
Lap	1	2	3	4	5	6	7	8	9	10
1	1:56.21	1:52.40	1:51.66	1:52.02	1:51.43	1:54.43	1:51.98	1:50.82		
87	Stewart PLACE									
Lap	1	2	3	4	5	6	7	8	9	10
1	1:55.20	1:52.44	1:51.07	1:51.69	1:50.76	1:51.80	1:51.60	1:51.34		
88	Martin CAYZER									
Lap	1	2	3	4	5	6	7	8	9	10
1	1:55.65	1:49.97	1:49.71	1:49.09	1:50.23	1:49.26	1:49.25	1:52.77		
92	Rick GROOM									
Lap	1	2	3	4	5	6	7	8	9	10
1	2:06.41	1:57.03	1:56.04	1:55.81	1:56.38	1:57.67	1:58.76	1:56.99		
99	Scott WARD									
Lap	1	2	3	4	5	6	7	8	9	10
1	2:02.07	1:58.49	1:55.33	1:52.35	1:51.13	1:51.96	1:49.82	1:50.95		




RACE GRID



Demon Tweeks / Yokohama Classic Stock Hatch Championship

Race 5

ROW 12		
ROW 11	25 02:03.780 Geoff BLUFF	69 02:00.350 Scott WOODHEAD
ROW 10	92 01:55.810 Rick GROOM	12 01:55.220 James HASLEHURST
ROW 9	7 01:52.550 Derek ROZIER	33 01:52.390 Ryan CLARKE
ROW 8	41 01:52.130 Jason WOOD	26 01:51.500 Paul BROCK
ROW 7	73 01:50.820 Jason WATKINSON	87 01:50.760 Stewart PLACE
ROW 6	39 01:50.490 Martin RODGERS	99 01:49.820 Scott WARD
ROW 5	11 01:49.740 Andy PHILPOTTS	2 01:49.640 Matthew STUBBINGTON
ROW 4	5 01:49.100 Edward COOPER	88 01:49.090 Martin CAYZER
ROW 3	55 01:49.020 Marcus WARD	4 01:49.020 Andrew THORPE
ROW 2	3 01:48.880 Matt ROZIER	6 01:48.820 Pete MORGAN
ROW 1	1 01:48.520 Lee SCOTT	71 01:47.130 Pip HAMMOND
POLE		



Classic Stock Hatch Championship

Provisional Results - Race 5 (Amended)

Pl	No	Cl	Name	Car	Laps	Time	Behind	MPH	Best Lap on	MPH
1	71		Pip HAMMOND	Vauxhall Astra GTE	9	16:27.37		71.77	1:47.49	6 73.25
2	6		Pete MORGAN	Ford Fiesta XR2	9	16:29.43	2.06	71.62	1:48.01	9 72.89
3	1		Lee SCOTT	Ford Fiesta XR2i	9	16:31.86	4.49	71.44	1:48.47	4 72.58
4	3		Matt ROZIER	Peugeot 205 GTi	9	16:32.23	4.86	71.41	1:48.36	4 72.66
5	88		Martin CAYZER	Ford Fiesta XR2i	9	16:40.43	13.06	70.83	1:49.14	7 72.14
6	5		Edward COOPER	Vauxhall Nova GSi	9	16:42.81	15.44	70.66	1:48.74	8 72.40
7	11		Andy PHILPOTTS	Ford Fiesta XR2i	9	16:46.20	18.83	70.42	1:49.02	5 72.22
8	55		Marcus WARD	Ford Fiesta XR2i	9	16:46.24	18.87	70.42	1:49.56	7 71.86
9	87		Stewart PLACE	Peugeot 205 GTi	9	16:47.00	19.63	70.37	1:49.26	5 72.06
10	4		Andrew THORPE	Citroen AX GTi	9	16:48.20	20.83	70.28	1:49.65	7 71.80
11	99		Scott WARD	Ford Fiesta XR2i	9	16:51.04	23.67	70.09	1:50.03	5 71.56
12	39		Martin RODGERS	Peugeot 205 GTi	9	16:52.21	24.84	70.00	1:49.81	8 71.70
13	33		Ryan CLARKE	Peugeot 205 GTi	9	16:58.03	30.66	69.60	1:49.92	8 71.63
14	26		Paul BROCK	Ford Fiesta XR2i	9	17:01.44	34.07	69.37	1:50.80	4 71.06
15	41		Jason WOOD	Vauxhall Nova GTE	9	17:02.42	35.05	69.30	1:50.96	6 70.96
16	92		Rick GROOM	Ford Fiesta XR2	9	17:07.92	40.55	68.93	1:51.74	4 70.46
17	12		James HASLEHURST	Peugeot 205 GTi	9	17:20.68	53.31	68.09	1:53.32	7 69.48
18	25		Geoff BLUFF	Ford Fiesta XR2i	9	18:33.32	2:05.95	63.65	1:58.93	4 66.20

Disqualified

69	Scott WOODHEAD	Peugeot 205 GTi	Eligibility
7	Derek ROZIER	Peugeot 205 GTi	Eligibility
73	Jason WATKINSON	Ford Fiesta XR2i	Eligibility

Non-Starters

2	Matthew STUBBINGTON	Peugeot 205 GTi
---	---------------------	-----------------

Fastest Lap

71	Pip HAMMOND	Vauxhall Astra GTE	1:47.49	6	73.25
----	-------------	--------------------	---------	---	-------

No 11 - 5 second penalty - track limits

Weather / Track:

Start Time : 14:38

Cadwell Park Full

28 Jul 18 16:47

Clerk of Course :	Time Issued :	Chief Timekeeper : Terry Stevens
-------------------	---------------	----------------------------------

THESE RESULTS REMAIN PROVISIONAL FOR A MINIMUM OF 30 MINUTES FROM THE TIME OF ISSUE AND UNTIL ALL JUDICIAL AND TECHNICAL MATTERS HAVE BEEN SETTLED.

Results produced on HS Sports Timing and Results Systems

Lap Chart

Demon Tweeks / Yokohama Classic Stock Hatch Championship - Race 5

Lap 1		Lap 2		Lap 3		Lap 4		Lap 5		Lap 6		Lap 7		Lap 8		Lap 9		Lap 10	
No	Time	No	Time	No	Time	No	Time	No	Time	No	Time	No	Time	No	Time	No	Time	No	Time
71	1:57.82	71	3:45.98	71	5:33.67	71	7:21.51	71	9:09.43	71	10:56.92	71	12:45.10	71	14:35.32	71	16:27.37		
1	1:59.33	1	3:47.92	1	5:36.66	1	7:25.13	1	9:14.12	1	11:03.38	1	12:52.93	6	14:41.42	6	16:29.43		
3	1:59.91	3	3:48.69	3	5:37.41	3	7:25.77	3	9:15.36	6	11:03.82	6	12:53.20	1	14:42.70	1	16:31.86		
6	2:01.16	6	3:49.53	6	5:37.65	6	7:26.02	6	9:15.38	3	11:05.00	3	12:54.00	3	14:43.44	3	16:32.23		
4	2:01.47	4	3:52.54	11	5:42.32	88	7:33.61	88	9:22.78	88	11:12.48	88	13:01.62	88	14:50.89	88	16:40.43		
11	2:02.15	11	3:52.77	88	5:43.25	11	7:34.36	11	9:23.38	11	11:13.12	11	13:02.38	11	14:51.56	11	16:41.20		
88	2:02.75	88	3:53.32	55	5:43.87	55	7:35.23	55	9:25.45	5	11:15.87	5	13:04.88	5	14:53.62	5	16:42.81		
55	2:03.60	55	3:54.25	4	5:45.92	4	7:36.60	5	9:26.61	55	11:16.21	55	13:05.77	55	14:55.79	55	16:46.24		
99	2:04.42	99	3:55.49	5	5:48.09	5	7:37.10	4	9:27.37	4	11:17.56	4	13:07.21	4	14:57.06	87	16:47.00		
5	2:05.26	5	3:56.03	87	5:48.62	87	7:38.33	87	9:27.59	87	11:17.70	87	13:07.76	87	14:57.26	4	16:48.20		
87	2:06.09	87	3:56.61	99	5:48.95	99	7:39.16	99	9:29.19	99	11:19.31	99	13:09.64	99	15:00.04	99	16:51.04		
39	2:06.37	39	3:58.37	39	5:49.62	39	7:40.48	39	9:30.79	39	11:21.14	39	13:11.44	39	15:01.25	39	16:52.21		
73	2:06.78	73	3:59.13	73	5:51.30	73	7:42.02	73	9:33.27	73	11:24.16	73	13:14.45	73	15:05.17	73	16:57.67		
26	2:07.21	26	3:59.35	26	5:51.72	26	7:42.52	26	9:33.76	33	11:25.62	33	13:15.81	33	15:05.73	33	16:58.03		
33	2:07.95	33	4:00.18	33	5:52.22	33	7:43.10	33	9:34.18	26	11:27.40	7	13:18.04	7	15:09.62	7	17:00.90		
41	2:08.20	41	4:00.56	41	5:52.84	7	7:44.98	7	9:35.82	7	11:27.63	26	13:18.80	26	15:10.05	26	17:01.44		
7	2:08.61	7	4:01.30	7	5:53.15	41	7:45.71	41	9:37.22	41	11:28.18	41	13:19.54	41	15:10.79	41	17:02.42		
92	2:09.47	92	4:02.40	92	5:54.53	92	7:46.27	92	9:38.04	92	11:29.85	92	13:21.72	92	15:14.45	92	17:07.92		
12	2:11.31	12	4:05.08	12	5:58.63	12	7:52.09	12	9:45.71	12	11:39.49	12	13:32.81	12	15:26.80	12	17:20.68		
69	2:13.57	69	4:12.41	69	6:10.59	69	8:09.27	69	10:11.60	69	12:12.43	69	14:12.27	69	16:11.68	69	18:11.20		
25	2:15.13	25	4:18.76	25	6:24.78	25	8:23.71	25	10:25.07	25	12:26.22	25	14:26.84	25	16:26.45	25	18:33.32		

Demon Tweeks / Yokohama Classic Stock Hatch Championship

LAP TIMES - Race 5

1	Lee SCOTT										
	Lap	1	2	3	4	5	6	7	8	9	10
	1	1:56.87	1:48.59	1:48.74	1:48.47	1:48.99	1:49.26	1:49.55	1:49.77	1:49.16	
3	Matt ROZIER										
	Lap	1	2	3	4	5	6	7	8	9	10
	1	1:56.47	1:48.78	1:48.72	1:48.36	1:49.59	1:49.64	1:49.00	1:49.44	1:48.79	
4	Andrew THORPE										
	Lap	1	2	3	4	5	6	7	8	9	10
	1	1:57.78	1:51.07	1:53.38	1:50.68	1:50.77	1:50.19	1:49.65	1:49.85	1:51.14	
5	Edward COOPER										
	Lap	1	2	3	4	5	6	7	8	9	10
	1	2:00.76	1:50.77	1:52.06	1:49.01	1:49.51	1:49.26	1:49.01	1:48.74	1:49.19	
6	Pete MORGAN										
	Lap	1	2	3	4	5	6	7	8	9	10
	1	1:57.90	1:48.37	1:48.12	1:48.37	1:49.36	1:48.44	1:49.38	1:48.22	1:48.01	
7	Derek ROZIER										
	Lap	1	2	3	4	5	6	7	8	9	10
	1	2:01.78	1:52.69	1:51.85	1:51.83	1:50.84	1:51.81	1:50.41	1:51.58	1:51.28	
11	Andy PHILPOTTS										
	Lap	1	2	3	4	5	6	7	8	9	10
	1	1:57.43	1:50.62	1:49.55	1:52.04	1:49.02	1:49.74	1:49.26	1:49.18	1:49.64	
12	James HASLEHURST										
	Lap	1	2	3	4	5	6	7	8	9	10
	1	2:02.99	1:53.77	1:53.55	1:53.46	1:53.62	1:53.78	1:53.32	1:53.99	1:53.88	
25	Geoff BLUFF										
	Lap	1	2	3	4	5	6	7	8	9	10
	1	2:06.57	2:03.63	2:06.02	1:58.93	2:01.36	2:01.15	2:00.62	1:59.61	2:06.87	
26	Paul BROCK										
	Lap	1	2	3	4	5	6	7	8	9	10
	1	2:00.86	1:52.14	1:52.37	1:50.80	1:51.24	1:53.64	1:51.40	1:51.25	1:51.39	
33	Ryan CLARKE										
	Lap	1	2	3	4	5	6	7	8	9	10
	1	2:01.17	1:52.23	1:52.04	1:50.88	1:51.08	1:51.44	1:50.19	1:49.92	1:52.30	
39	Martin RODGERS										
	Lap	1	2	3	4	5	6	7	8	9	10
	1	2:01.18	1:52.00	1:51.25	1:50.86	1:50.31	1:50.35	1:50.30	1:49.81	1:50.96	
41	Jason WOOD										
	Lap	1	2	3	4	5	6	7	8	9	10
	1	2:01.56	1:52.36	1:52.28	1:52.87	1:51.51	1:50.96	1:51.36	1:51.25	1:51.63	

55	Marcus WARD									
Lap	1	2	3	4	5	6	7	8	9	10
1	1:59.78	1:50.65	1:49.62	1:51.36	1:50.22	1:50.76	1:49.56	1:50.02	1:50.45	
69	Scott WOODHEAD									
Lap	1	2	3	4	5	6	7	8	9	10
1	2:05.16	1:58.84	1:58.18	1:58.68	2:02.33	2:00.83	1:59.84	1:59.41	1:59.52	
71	Pip HAMMOND									
Lap	1	2	3	4	5	6	7	8	9	10
1	1:55.44	1:48.16	1:47.69	1:47.84	1:47.92	1:47.49	1:48.18	1:50.22	1:52.05	
73	Jason WATKINSON									
Lap	1	2	3	4	5	6	7	8	9	10
1	2:00.50	1:52.35	1:52.17	1:50.72	1:51.25	1:50.89	1:50.29	1:50.72	1:52.50	
87	Stewart PLACE									
Lap	1	2	3	4	5	6	7	8	9	10
1	2:00.41	1:50.52	1:52.01	1:49.71	1:49.26	1:50.11	1:50.06	1:49.50	1:49.74	
88	Martin CAYZER									
Lap	1	2	3	4	5	6	7	8	9	10
1	1:58.39	1:50.57	1:49.93	1:50.36	1:49.17	1:49.70	1:49.14	1:49.27	1:49.54	
92	Rick GROOM									
Lap	1	2	3	4	5	6	7	8	9	10
1	2:02.27	1:52.93	1:52.13	1:51.74	1:51.77	1:51.81	1:51.87	1:52.73	1:53.47	
99	Scott WARD									
Lap	1	2	3	4	5	6	7	8	9	10
1	1:59.00	1:51.07	1:53.46	1:50.21	1:50.03	1:50.12	1:50.33	1:50.40	1:51.00	

Classic Stock Hatch Championship

Qualifying 5

2nd Best Times

Pl	No	Cl	Name	Car	Laps	2nd Best on Lap
1	71		Pip HAMMOND	Vauxhall Astra GTE	8	1:47.38 5
2	1		Lee SCOTT	Ford Fiesta XR2i	8	1:48.58 3
3	6		Pete MORGAN	Ford Fiesta XR2	8	1:48.93 8
4	3		Matt ROZIER	Peugeot 205 GTi	8	1:49.09 3
5	4		Andrew THORPE	Citroen AX GTi	8	1:49.18 3
6	55		Marcus WARD	Ford Fiesta XR2i	8	1:49.20 8
7	88		Martin CAYZER	Ford Fiesta XR2i	8	1:49.25 7
8	5		Edward COOPER	Vauxhall Nova GSi	8	1:49.29 7
9	2		Matthew STUBBINGTON	Peugeot 205 GTi	5	1:49.90 4
10	99		Scott WARD	Ford Fiesta XR2i	8	1:50.95 8
11	39		Martin RODGERS	Peugeot 205 GTi	8	1:51.04 6
12	87		Stewart PLACE	Peugeot 205 GTi	8	1:51.07 3
13	73		Jason WATKINSON	Ford Fiesta XR2i	8	1:51.43 5
14	26		Paul BROCK	Ford Fiesta XR2i	8	1:51.99 4
15	41		Jason WOOD	Vauxhall Nova GTE	8	1:52.25 5
16	7		Derek ROZIER	Peugeot 205 GTi	8	1:52.57 8
17	33		Ryan CLARKE	Peugeot 205 GTi	8	1:53.15 5
18	11		Andy PHILPOTTS	Ford Fiesta XR2i	3	1:54.66 1
19	12		James HASLEHURST	Peugeot 205 GTi	8	1:55.33 6
20	92		Rick GROOM	Ford Fiesta XR2	8	1:56.04 3
21	69		Scott WOODHEAD	Peugeot 205 GTi	2	2:01.07 1
22	25		Geoff BLUFF	Ford Fiesta XR2i	4	2:07.70 4

No 3 - best lap removed - track limits

Weather / Track:

Start Time : 10:32


Cadwell Park Full

28 Jul 18 10:59


Clerk of Course :	Time Issued :	Chief Timekeeper : Terry Stevens
-------------------	---------------	----------------------------------

THESE RESULTS REMAIN PROVISIONAL FOR A MINIMUM OF 30 MINUTES FROM THE TIME OF ISSUE AND UNTIL ALL JUDICIAL AND TECHNICAL MATTERS HAVE BEEN SETTLED.

Results produced on HS Sports Timing and Results Systems. Results online at www.750MC.co.uk




RACE GRID



Demon Tweeks / Yokohama Classic Stock Hatch Championship

Race 12

ROW 12		
ROW 11	25 02:07.700 Geoff BLUFF	69 02:01.070 Scott WOODHEAD
ROW 10	92 01:56.040 Rick GROOM	12 01:55.330 James HASLEHURST
ROW 9	11 01:54.660 Andy PHILPOTTS	33 01:53.150 Ryan CLARKE
ROW 8	7 01:52.570 Derek ROZIER	41 01:52.250 Jason WOOD
ROW 7	26 01:51.990 Paul BROCK	73 01:51.430 Jason WATKINSON
ROW 6	87 01:51.070 Stewart PLACE	39 01:51.040 Martin RODGERS
ROW 5	99 01:50.950 Scott WARD	2 01:49.900 Matthew STUBBINGTON
ROW 4	5 01:49.290 Edward COOPER	88 01:49.250 Martin CAYZER
ROW 3	55 01:49.200 Marcus WARD	4 01:49.180 Andrew THORPE
ROW 2	3 01:49.090 Matt ROZIER	6 01:48.930 Pete MORGAN
ROW 1	1 01:48.580 Lee SCOTT	71 01:47.380 Pip HAMMOND
POLE		



Classic Stock Hatch Championship

Provisional Results - Race 12

Pl	No	Cl	Name	Car	Laps	Time	Behind	MPH	Best Lap on	MPH
1	6		Pete MORGAN	Ford Fiesta XR2	8	16:13.77		64.68	1:59.78	4 65.73
2	71		Pip HAMMOND	Vauxhall Astra GTE	8	16:23.74	9.97	64.03	2:01.01	4 65.06
3	1		Lee SCOTT	Ford Fiesta XR2i	8	16:33.34	19.57	63.41	2:02.21	4 64.42
4	4		Andrew THORPE	Citroen AX GTi	8	16:41.68	27.91	62.88	2:02.64	8 64.20
5	55		Marcus WARD	Ford Fiesta XR2i	8	16:43.08	29.31	62.79	2:02.16	4 64.45
6	88		Martin CAYZER	Ford Fiesta XR2i	8	16:44.59	30.82	62.70	2:03.55	3 63.72
7	5		Edward COOPER	Vauxhall Nova GSi	8	16:46.66	32.89	62.57	2:03.79	8 63.60
8	3		Matt ROZIER	Peugeot 205 GTi	8	16:52.62	38.85	62.20	1:59.27	5 66.01
9	11		Andy PHILPOTTS	Ford Fiesta XR2i	8	16:53.83	40.06	62.13	2:02.08	8 64.49
10	87		Stewart PLACE	Peugeot 205 GTi	8	17:20.74	1:06.97	60.52	2:07.36	7 61.82
11	39		Martin RODGERS	Peugeot 205 GTi	8	17:24.34	1:10.57	60.31	2:07.24	8 61.88
12	26		Paul BROCK	Ford Fiesta XR2i	8	17:24.75	1:10.98	60.29	2:06.81	8 62.09
13	12		James HASLEHURST	Peugeot 205 GTi	8	17:37.54	1:23.77	59.56	2:07.66	7 61.67
14	7		Derek ROZIER	Peugeot 205 GTi	8	17:39.08	1:25.31	59.47	2:05.17	8 62.90
15	41		Jason WOOD	Vauxhall Nova GTE	8	17:47.89	1:34.12	58.98	2:09.90	8 60.61
16	33		Ryan CLARKE	Peugeot 205 GTi	8	17:48.09	1:34.32	58.97	2:08.32	6 61.36
17	73		Jason WATKINSON	Ford Fiesta XR2i	8	18:02.13	1:48.36	58.21	2:12.27	6 59.52
18	92		Rick GROOM	Ford Fiesta XR2	8	18:08.01	1:54.24	57.89	2:10.82	3 60.18
19	99		Scott WARD	Ford Fiesta XR2i	7	16:21.38	1 Lap	56.16	2:10.88	3 60.16

Non-Starters

2	Matthew STUBBINGTON	Peugeot 205 GTi
25	Geoff BLUFF	Ford Fiesta XR2i
69	Scott WOODHEAD	Peugeot 205 GTi

Fastest Lap

3	Matt ROZIER	Peugeot 205 GTi	1:59.27	5	66.01
---	-------------	-----------------	---------	---	-------

Weather / Track:

Start Time : 11:09

Cadwell Park Full

29 Jul 18 11:28

Clerk of Course :	Time Issued :	Chief Timekeeper : Terry Stevens
-------------------	---------------	----------------------------------

THESE RESULTS REMAIN PROVISIONAL FOR A MINIMUM OF 30 MINUTES FROM THE TIME OF ISSUE AND UNTIL ALL JUDICIAL AND TECHNICAL MATTERS HAVE BEEN SETTLED.

Lap Chart

Demon Tweeks / Yokohama Classic Stock Hatch Championship - Race 12

Lap 1		Lap 2		Lap 3		Lap 4		Lap 5		Lap 6		Lap 7		Lap 8		Lap 9		Lap 10	
No	Time	No	Time	No	Time	No	Time	No	Time	No	Time	No	Time	No	Time	No	Time	No	Time
6	2:10.07	6	4:10.60	6	6:11.12	6	8:10.90	6	10:10.79	6	12:10.83	6	14:13.19	6	16:13.77				
1	2:12.44	1	4:14.72	3	6:14.75	3	8:14.71	3	10:13.98	71	12:20.61	71	14:22.57	99	16:21.38 *1				
3	2:12.61	3	4:15.17	71	6:17.33	71	8:18.34	71	10:19.49	1	12:26.01	1	14:29.55	71	16:23.74				
71	2:13.41	71	4:15.82	1	6:18.37	1	8:20.58	1	10:23.36	88	12:34.43	4	14:39.04	1	16:33.34				
88	2:14.81	55	4:17.37	55	6:19.61	55	8:21.77	88	10:30.65	4	12:35.17	55	14:39.82	4	16:41.68				
55	2:15.03	88	4:18.66	88	6:22.21	88	8:26.03	55	10:31.99	55	12:35.74	88	14:40.49	55	16:43.08				
4	2:16.42	4	4:19.70	4	6:22.96	4	8:26.76	4	10:32.10	5	12:38.36	5	14:42.87	88	16:44.59				
5	2:17.13	5	4:20.99	5	6:25.46	5	8:29.65	5	10:34.30	11	12:48.44	11	14:51.75	5	16:46.66				
11	2:18.37	11	4:23.79	11	6:28.85	11	8:33.13	11	10:42.50	3	12:51.25	3	14:52.19	3	16:52.62				
87	2:20.03	87	4:28.54	87	6:36.52	87	8:45.21	87	10:54.77	87	13:04.05	87	15:11.41	11	16:53.83				
39	2:21.00	39	4:30.37	39	6:39.16	39	8:49.16	39	10:59.47	39	13:07.83	39	15:17.10	87	17:20.74				
26	2:23.27	26	4:33.55	26	6:43.25	26	8:52.06	26	11:01.04	26	13:09.52	26	15:17.94	39	17:24.34				
92	2:24.44	92	4:39.54	92	6:50.36	92	9:01.72	92	11:13.50	12	13:22.07	12	15:29.73	26	17:24.75				
73	2:24.50	41	4:39.85	41	6:51.47	12	9:02.10	12	11:13.75	92	13:24.55	7	15:33.91	12	17:37.54				
41	2:25.01	73	4:40.79	12	6:52.17	41	9:02.73	41	11:14.31	41	13:25.73	41	15:37.99	7	17:39.08				
7	2:25.28	12	4:41.54	73	6:54.80	33	9:09.57	33	11:19.64	7	13:26.10	33	15:39.05	41	17:47.89				
12	2:26.05	33	4:42.91	33	6:58.26	73	9:09.90	7	11:20.24	33	13:27.96	92	15:39.63	33	17:48.09				
33	2:26.48	7	4:55.81	7	7:03.76	7	9:12.66	73	11:22.96	73	13:35.23	73	15:49.02	73	18:02.13				
99	2:44.86	99	4:58.23	99	7:09.11	99	9:22.40	99	11:44.22	99	14:01.30			92	18:08.01				

Demon Tweaks / Yokohama Classic Stock Hatch Championship

LAP TIMES - Race 12

1	Lee SCOTT									
Lap	1	2	3	4	5	6	7	8	9	10
1	2:09.75	2:02.28	2:03.65	2:02.21	2:02.78	2:02.65	2:03.54	2:03.79		
3	Matt ROZIER									
Lap	1	2	3	4	5	6	7	8	9	10
1	2:09.22	2:02.56	1:59.58	1:59.96	1:59.27	2:37.27	2:00.94	2:00.43		
4	Andrew THORPE									
Lap	1	2	3	4	5	6	7	8	9	10
1	2:12.25	2:03.28	2:03.26	2:03.80	2:05.34	2:03.07	2:03.87	2:02.64		
5	Edward COOPER									
Lap	1	2	3	4	5	6	7	8	9	10
1	2:12.04	2:03.86	2:04.47	2:04.19	2:04.65	2:04.06	2:04.51	2:03.79		
6	Pete MORGAN									
Lap	1	2	3	4	5	6	7	8	9	10
1	2:06.55	2:00.53	2:00.52	1:59.78	1:59.89	2:00.04	2:02.36	2:00.58		
7	Derek ROZIER									
Lap	1	2	3	4	5	6	7	8	9	10
1	2:17.51	2:30.53	2:07.95	2:08.90	2:07.58	2:05.86	2:07.81	2:05.17		
11	Andy PHILPOTTS									
Lap	1	2	3	4	5	6	7	8	9	10
1	2:11.48	2:05.42	2:05.06	2:04.28	2:09.37	2:05.94	2:03.31	2:02.08		
12	James HASLEHURST									
Lap	1	2	3	4	5	6	7	8	9	10
1	2:17.82	2:15.49	2:10.63	2:09.93	2:11.65	2:08.32	2:07.66	2:07.81		
26	Paul BROCK									
Lap	1	2	3	4	5	6	7	8	9	10
1	2:16.65	2:10.28	2:09.70	2:08.81	2:08.98	2:08.48	2:08.42	2:06.81		
33	Ryan CLARKE									
Lap	1	2	3	4	5	6	7	8	9	10
1	2:19.27	2:16.43	2:15.35	2:11.31	2:10.07	2:08.32	2:11.09	2:09.04		
39	Martin RODGERS									
Lap	1	2	3	4	5	6	7	8	9	10
1	2:15.54	2:09.37	2:08.79	2:10.00	2:10.31	2:08.36	2:09.27	2:07.24		
41	Jason WOOD									
Lap	1	2	3	4	5	6	7	8	9	10
1	2:17.95	2:14.84	2:11.62	2:11.26	2:11.58	2:11.42	2:12.26	2:09.90		
55	Marcus WARD									
Lap	1	2	3	4	5	6	7	8	9	10
1	2:11.03	2:02.34	2:02.24	2:02.16	2:10.22	2:03.75	2:04.08	2:03.26		

71	Pip HAMMOND										
	Lap	1	2	3	4	5	6	7	8	9	10
	1	2:10.69	2:02.41	2:01.51	2:01.01	2:01.15	2:01.12	2:01.96	2:01.17		
73	Jason WATKINSON										
	Lap	1	2	3	4	5	6	7	8	9	10
	1	2:18.13	2:16.29	2:14.01	2:15.10	2:13.06	2:12.27	2:13.79	2:13.11		
87	Stewart PLACE										
	Lap	1	2	3	4	5	6	7	8	9	10
	1	2:14.38	2:08.51	2:07.98	2:08.69	2:09.56	2:09.28	2:07.36	2:09.33		
88	Martin CAYZER										
	Lap	1	2	3	4	5	6	7	8	9	10
	1	2:10.02	2:03.85	2:03.55	2:03.82	2:04.62	2:03.78	2:06.06	2:04.10		
92	Rick GROOM										
	Lap	1	2	3	4	5	6	7	8	9	10
	1	2:17.02	2:15.10	2:10.82	2:11.36	2:11.78	2:11.05	2:15.08	2:28.38		
99	Scott WARD										
	Lap	1	2	3	4	5	6	7	8	9	10
	1	2:39.69	2:13.37	2:10.88	2:13.29	2:21.82	2:17.08	2:20.08			