



## P5 - Provisional Qualifying Times for Races 4 & 12

### Demon Tweeks / Yokohama Classic Stock Hatch Championship

PI	No	CI	Name	Car	Laps	Time on Lap	Behind	MPH
1	79		Andrew LIGHTSTEAD	Ford Fiesta XR2	7	2:02.79	7	64.12
2	6		Andy PHILPOTTS	Ford Fiesta XR2i	7	2:03.23	7	0.44
3	42		Lee SCOTT	Ford Fiesta XR2i	7	2:03.71	7	0.92
4	2		Matt ROZIER	Peugeot 205 GTi	6	2:03.83	6	1.04
5	57		Imran KHAN	Ford Fiesta XR2	7	2:04.21	7	1.42
6	59		Daniel GIBSON	Ford Fiesta XR2	7	2:04.21	7	1.42
7	88		Martin CAYZER	Ford Fiesta XR2i	7	2:04.91	5	2.12
8	67		Matthew STUBINGTON	Peugeot 205 GTi	7	2:05.13	6	2.34
9	18		Michael WILLIAMSON	Ford Fiesta XR2	6	2:07.51	6	4.72
10	7		Derek ROZIER	Peugeot 205 GTi	6	2:07.52	6	4.73
11	32		Mervyn BECKETT	Vauxhall Nova GTE	7	2:08.04	6	5.25
12	37		Keith MORGAN	Suzuki Swift GTI	6	2:08.54	6	5.75
13	52		Andrew THORPE	Ford Fiesta XR2	6	2:08.68	6	5.89
14	1		Damien COTTRELL/NO TRANSPONDER	Ford Fiesta XR2	6	2:10.50	6	7.71
15	64		Bill PARIERA	Citroen AX GTi	6	2:13.89	6	11.10
16	34		Ben WARD	Ford Fiesta XR2	6	2:15.06	6	12.27
17	69		Phil WILSON/NO TRANSPONDER	Ford Fiesta XR2	6	2:15.17	6	12.38
18	41		Alan DULY	Ford Fiesta XR2i	4	2:16.26	3	13.47
19	22		Ryan LOWRY	Ford Fiesta XR2i	1	2:20.25	1	17.46

No 1 & 69 - No transponder signal detected

Weather / Track: Overcast / Wet

Start Time : 10:38

Cadwell Park

12 Oct 13 10:55

Clerk of Course :	Time Issued :	Chief Timekeeper : Terry Stevens
-------------------	---------------	----------------------------------

THESE RESULTS REMAIN PROVISIONAL FOR A MINIMUM OF 30 MINUTES FROM THE TIME OF ISSUE AND UNTIL ALL JUDICIAL AND TECHNICAL MATTERS HAVE BEEN SETTLED.


Results produced on HS Sports Timing and Results Systems. Results online at [www.750MC.co.uk](http://www.750MC.co.uk)

# Demon Tweaks / Yokohama Classic Stock Hatch Championship


## LAP TIMES - P5 - Provisional Qualifying Times for Races 4 & 12

<b>1</b>	<b>Damien COTTRELL</b>									
<b>Lap</b>	<b>1</b>	<b>2</b>	<b>3</b>	<b>4</b>	<b>5</b>	<b>6</b>	<b>7</b>	<b>8</b>	<b>9</b>	<b>10</b>
1	2:24.81	2:16.35	2:13.99	2:12.08	2:10.74	2:10.50				
<b>2</b>	<b>Matt ROZIER</b>									
<b>Lap</b>	<b>1</b>	<b>2</b>	<b>3</b>	<b>4</b>	<b>5</b>	<b>6</b>	<b>7</b>	<b>8</b>	<b>9</b>	<b>10</b>
1	2:15.53	2:08.29	2:05.25	2:04.54	2:06.99	2:03.83				
<b>6</b>	<b>Andy PHILPOTTS</b>									
<b>Lap</b>	<b>1</b>	<b>2</b>	<b>3</b>	<b>4</b>	<b>5</b>	<b>6</b>	<b>7</b>	<b>8</b>	<b>9</b>	<b>10</b>
1	2:15.13	2:10.71	2:07.99	2:05.00	2:03.43	2:05.89	2:03.23			
<b>7</b>	<b>Derek ROZIER</b>									
<b>Lap</b>	<b>1</b>	<b>2</b>	<b>3</b>	<b>4</b>	<b>5</b>	<b>6</b>	<b>7</b>	<b>8</b>	<b>9</b>	<b>10</b>
1	2:27.51	2:12.61	2:10.59	2:11.76	2:14.33	2:07.52				
<b>18</b>	<b>Michael WILLIAMSON</b>									
<b>Lap</b>	<b>1</b>	<b>2</b>	<b>3</b>	<b>4</b>	<b>5</b>	<b>6</b>	<b>7</b>	<b>8</b>	<b>9</b>	<b>10</b>
1	2:22.54	2:13.47	2:09.38	2:09.91	2:09.51	2:07.51				
<b>22</b>	<b>Ryan LOWRY</b>									
<b>Lap</b>	<b>1</b>	<b>2</b>	<b>3</b>	<b>4</b>	<b>5</b>	<b>6</b>	<b>7</b>	<b>8</b>	<b>9</b>	<b>10</b>
1	2:20.25									
<b>32</b>	<b>Mervyn BECKETT</b>									
<b>Lap</b>	<b>1</b>	<b>2</b>	<b>3</b>	<b>4</b>	<b>5</b>	<b>6</b>	<b>7</b>	<b>8</b>	<b>9</b>	<b>10</b>
1	2:18.67	2:13.26	2:09.87	2:09.42	2:09.27	2:08.04	2:21.43			
<b>34</b>	<b>Ben WARD</b>									
<b>Lap</b>	<b>1</b>	<b>2</b>	<b>3</b>	<b>4</b>	<b>5</b>	<b>6</b>	<b>7</b>	<b>8</b>	<b>9</b>	<b>10</b>
1	2:21.11	2:19.58	2:17.98	2:18.93	2:20.06	2:15.06				
<b>37</b>	<b>Keith MORGAN</b>									
<b>Lap</b>	<b>1</b>	<b>2</b>	<b>3</b>	<b>4</b>	<b>5</b>	<b>6</b>	<b>7</b>	<b>8</b>	<b>9</b>	<b>10</b>
1	2:27.31	2:18.70	2:13.23	2:10.94	2:10.48	2:08.54				
<b>41</b>	<b>Alan DULY</b>									
<b>Lap</b>	<b>1</b>	<b>2</b>	<b>3</b>	<b>4</b>	<b>5</b>	<b>6</b>	<b>7</b>	<b>8</b>	<b>9</b>	<b>10</b>
1	2:22.52	2:19.82	2:16.26	2:16.81						
<b>42</b>	<b>Lee SCOTT</b>									
<b>Lap</b>	<b>1</b>	<b>2</b>	<b>3</b>	<b>4</b>	<b>5</b>	<b>6</b>	<b>7</b>	<b>8</b>	<b>9</b>	<b>10</b>
1	2:14.56	2:08.25	2:07.31	2:06.42	2:05.66	2:07.75	2:03.71			
<b>52</b>	<b>Andrew THORPE</b>									
<b>Lap</b>	<b>1</b>	<b>2</b>	<b>3</b>	<b>4</b>	<b>5</b>	<b>6</b>	<b>7</b>	<b>8</b>	<b>9</b>	<b>10</b>
1	2:21.86	2:16.81	2:12.49	2:16.21	2:13.27	2:08.68				
<b>57</b>	<b>Imran KHAN</b>									
<b>Lap</b>	<b>1</b>	<b>2</b>	<b>3</b>	<b>4</b>	<b>5</b>	<b>6</b>	<b>7</b>	<b>8</b>	<b>9</b>	<b>10</b>
1	2:10.18	2:09.65	2:07.05	2:05.63	2:05.14	2:06.14	2:04.21			

<b>59</b>	<b>Daniel GIBSON</b>									
<b>Lap</b>	<b>1</b>	<b>2</b>	<b>3</b>	<b>4</b>	<b>5</b>	<b>6</b>	<b>7</b>	<b>8</b>	<b>9</b>	<b>10</b>
1	2:14.09	2:08.68	2:05.66	2:06.32	2:05.81	2:29.49	2:04.21			
<b>64</b>	<b>Bill PARIERA</b>									
<b>Lap</b>	<b>1</b>	<b>2</b>	<b>3</b>	<b>4</b>	<b>5</b>	<b>6</b>	<b>7</b>	<b>8</b>	<b>9</b>	<b>10</b>
1	2:28.56	2:20.94	2:19.75	2:18.11	2:17.48	2:13.89				
<b>67</b>	<b>Matthew STUBINGTON</b>									
<b>Lap</b>	<b>1</b>	<b>2</b>	<b>3</b>	<b>4</b>	<b>5</b>	<b>6</b>	<b>7</b>	<b>8</b>	<b>9</b>	<b>10</b>
1	2:18.58	2:09.09	2:07.76	2:06.34	2:05.56	2:05.13	2:06.65			
<b>69</b>	<b>Phil WILSON</b>									
<b>Lap</b>	<b>1</b>	<b>2</b>	<b>3</b>	<b>4</b>	<b>5</b>	<b>6</b>	<b>7</b>	<b>8</b>	<b>9</b>	<b>10</b>
1	2:18.51	2:20.19	2:18.86	2:17.63	2:17.44	2:15.17				
<b>79</b>	<b>Andrew LIGHTSTEAD</b>									
<b>Lap</b>	<b>1</b>	<b>2</b>	<b>3</b>	<b>4</b>	<b>5</b>	<b>6</b>	<b>7</b>	<b>8</b>	<b>9</b>	<b>10</b>
1	2:12.72	2:06.96	2:05.46	2:04.12	2:04.53	2:04.15	2:02.79			
<b>88</b>	<b>Martin CAYZER</b>									
<b>Lap</b>	<b>1</b>	<b>2</b>	<b>3</b>	<b>4</b>	<b>5</b>	<b>6</b>	<b>7</b>	<b>8</b>	<b>9</b>	<b>10</b>
1	2:13.94	2:22.62	2:07.75	2:06.93	2:04.91	2:05.53	2:11.40			



# RACE GRID



## Demon Tweeks / Yokohama Classic Stock Hatch Championship

### Race 4

ROW 10		<b>22</b> 02:20.250 Ryan LOWRY	
ROW 9	<b>34</b> 02:15.060 Ben WARD		<b>41</b> 02:16.260 Alan DULY
ROW 8	<b>69</b> 02:15.170 Phil WILSON	<b>64</b> 02:13.890 Bill PARIERA	
ROW 7		<b>1</b> 02:10.500 Damien COTTRELL	<b>52</b> 02:08.680 Andrew THORPE
ROW 6	<b>37</b> 02:08.540 Keith MORGAN	<b>32</b> 02:08.040 Mervyn BECKETT	
ROW 5		<b>7</b> 02:07.520 Derek ROZIER	<b>18</b> 02:07.510 Michael WILLIAMSON
ROW 4	<b>67</b> 02:05.130 Matthew STUBINGTON	<b>88</b> 02:04.910 Martin CAYZER	
ROW 3		<b>59</b> 02:04.210 Daniel GIBSON	<b>57</b> 02:04.210 Imran KHAN
ROW 2	<b>2</b> 02:03.830 Matt ROZIER	<b>42</b> 02:03.710 Lee SCOTT	
ROW 1		<b>6</b> 02:03.230 Andy PHILPOTTS	<b>79</b> 02:02.790 Andrew LIGHTSTEAD

**POLE**

No 34 - 2 position penalty from previous race.



## Provisional Results - Race 4

### Demon Tweeks / Yokohama Classic Stock Hatch Championship

Pl	No	Cl	Name	Car	Laps	Time	Behind	MPH	Best Lap on	MPH
1	6		Andy PHILPOTTS	Ford Fiesta XR2i	7	15:14.27		60.28	2:06.60	6 62.19
2	2		Matt ROZIER	Peugeot 205 GTi	7	15:14.51	0.24	60.26	2:06.53	6 62.22
3	42		Lee SCOTT	Ford Fiesta XR2i	7	15:25.63	11.36	59.54	2:08.02	6 61.50
4	67		Matthew STUBINGTON	Peugeot 205 GTi	7	15:37.22	22.95	58.80	2:09.78	6 60.67
5	57		Imran KHAN	Ford Fiesta XR2i	7	15:46.15	31.88	58.25	2:09.51	5 60.79
6	7		Derek ROZIER	Peugeot 205 GTi	7	15:58.00	43.73	57.53	2:10.21	4 60.47
7	37		Keith MORGAN	Suzuki Swift GTi	7	16:00.25	45.98	57.39	2:12.43	7 59.45
8	79		Andrew LIGHTSTEAD	Ford Fiesta XR2	7	16:09.31	55.04	56.86	2:13.94	5 58.78
9	32		Mervyn BECKETT	Vauxhall Nova GTE	7	16:14.56	1:00.29	56.55	2:12.27	7 59.52
10	52		Andrew THORPE	Ford Fiesta XR2	7	16:17.21	1:02.94	56.40	2:12.61	5 59.37
11	1		Damien COTTRELL	Ford Fiesta XR2	7	16:26.19	1:11.92	55.88	2:13.62	6 58.92
12	69		Phil WILSON	Ford Fiesta XR2	7	17:10.43	1:56.16	53.48	2:22.66	5 55.19
13	41		Alan DULY	Ford Fiesta XR2i	7	17:17.64	2:03.37	53.11	2:22.39	5 55.29
14	22		Ryan LOWRY	Ford Fiesta XR2i	7	17:37.34	2:23.07	52.12	2:23.01	6 55.05
15	64		Bill PARIERA	Citroen AX GTi	7	17:41.22	2:26.95	51.93	2:22.62	6 55.20
16	34		Ben WARD	Ford Fiesta XR2	7	17:44.46	2:30.19	51.77	2:22.52	6 55.24
<b>Not-Classified</b>										
	88		Martin CAYZER	Ford Fiesta XR2i	5	11:10.16	DNF	58.74	2:10.36	5 60.40
	59		Daniel GIBSON	Ford Fiesta XR2	5	11:18.27	DNF	58.04	2:10.69	3 60.24
	18		Michael WILLIAMSON	Ford Fiesta XR2	2	5:04.55	DNF	51.70	2:21.18	2 55.77

#### Fastest Lap

2	Matt ROZIER	Peugeot 205 GTi	2:06.53	6 62.22
---	-------------	-----------------	---------	---------

Weather / Track: Raining / Wet

Start Time : 15:09

Cadwell Park

12 Oct 13 15:28

Clerk of Course :	Time Issued :	Chief Timekeeper : Terry Stevens
-------------------	---------------	----------------------------------

THESE RESULTS REMAIN PROVISIONAL FOR A MINIMUM OF 30 MINUTES FROM THE TIME OF ISSUE AND UNTIL ALL JUDICIAL AND TECHNICAL MATTERS HAVE BEEN SETTLED.

Results produced on HS Sports Timing and Results Systems

# Lap Chart

## Demon Tweeks / Yokohama Classic Stock Hatch Championship - Race 4

Lap 1		Lap 2		Lap 3		Lap 4		Lap 5		Lap 6		Lap 7		Lap 8		Lap 9		Lap 10	
No	Time	No	Time	No	Time	No	Time	No	Time	No	Time	No	Time	No	Time	No	Time	No	Time
6	2:23.40	6	4:35.16	6	6:45.83	6	8:53.23	6	11:00.31	6	13:06.91	6	15:14.27						
42	2:23.86	42	4:36.39	2	6:46.68	2	8:54.00	2	11:00.93	2	13:07.46	2	15:14.51						
2	2:24.41	2	4:36.80	42	6:47.83	42	8:57.40	42	11:08.51	42	13:16.53	42	15:25.63						
88	2:25.96	88	4:37.97	88	6:48.70	88	8:59.80	88	11:10.16	67	13:26.68	67	15:37.22						
59	2:26.62	59	4:39.13	59	6:49.82	59	9:01.15	67	11:16.90	57	13:28.77	57	15:46.15						
57	2:27.45	57	4:40.14	57	6:50.58	7	9:03.85	59	11:18.27	7	13:40.29	7	15:58.00						
67	2:28.70	67	4:42.73	67	6:53.11	67	9:04.83	57	11:18.95	37	13:47.82	37	16:00.25						
7	2:29.70	7	4:42.89	7	6:53.64	57	9:09.44	7	11:26.58	79	13:52.02	79	16:09.31						
37	2:33.33	37	4:49.81	37	7:04.87	37	9:19.48	37	11:32.87	32	14:02.29	32	16:14.56						
79	2:34.92	79	4:51.45	79	7:05.95	79	9:20.15	79	11:34.09	1	14:02.69	52	16:17.21						
32	2:38.31	32	4:58.81	32	7:17.34	32	9:33.35	32	11:47.46	52	14:03.86	1	16:26.19						
1	2:38.77	1	4:59.95	1	7:18.59	1	9:34.71	1	11:49.07	69	14:46.94	69	17:10.43						
18	2:43.37	18	5:04.55	52	7:25.06	52	9:38.26	52	11:50.87	41	14:50.84	41	17:17.64						
22	2:45.05	52	5:08.57	69	7:37.13	69	10:00.49	69	12:23.15	64	15:09.05	22	17:37.34						
69	2:46.30	69	5:13.03	41	7:38.57	41	10:02.10	41	12:24.49	22	15:10.73	64	17:41.22						
52	2:46.85	41	5:14.87	64	7:57.82	64	10:23.67	64	12:46.43	34	15:11.25	34	17:44.46						
41	2:49.17	64	5:28.39	34	7:58.45	22	10:24.50	22	12:47.72										
64	2:53.94	34	5:29.35	22	7:58.68	34	10:26.14	34	12:48.73										
34	2:54.91	22	5:32.61																

# Demon Tweeks / Yokohama Classic Stock Hatch Championship

## LAP TIMES - Race 4

<b>1</b>	<b>Damien COTTRELL</b>									
<b>Lap</b>	<b>1</b>	<b>2</b>	<b>3</b>	<b>4</b>	<b>5</b>	<b>6</b>	<b>7</b>	<b>8</b>	<b>9</b>	<b>10</b>
1	2:31.94	2:21.18	2:18.64	2:16.12	2:14.36	2:13.62	2:23.50			
<b>2</b>	<b>Matt ROZIER</b>									
<b>Lap</b>	<b>1</b>	<b>2</b>	<b>3</b>	<b>4</b>	<b>5</b>	<b>6</b>	<b>7</b>	<b>8</b>	<b>9</b>	<b>10</b>
1	2:20.81	2:12.39	2:09.88	2:07.32	2:06.93	2:06.53	2:07.05			
<b>6</b>	<b>Andy PHILPOTTS</b>									
<b>Lap</b>	<b>1</b>	<b>2</b>	<b>3</b>	<b>4</b>	<b>5</b>	<b>6</b>	<b>7</b>	<b>8</b>	<b>9</b>	<b>10</b>
1	2:20.55	2:11.76	2:10.67	2:07.40	2:07.08	2:06.60	2:07.36			
<b>7</b>	<b>Derek ROZIER</b>									
<b>Lap</b>	<b>1</b>	<b>2</b>	<b>3</b>	<b>4</b>	<b>5</b>	<b>6</b>	<b>7</b>	<b>8</b>	<b>9</b>	<b>10</b>
1	2:24.37	2:13.19	2:10.75	2:10.21	2:22.73	2:13.71	2:17.71			
<b>18</b>	<b>Michael WILLIAMSON</b>									
<b>Lap</b>	<b>1</b>	<b>2</b>	<b>3</b>	<b>4</b>	<b>5</b>	<b>6</b>	<b>7</b>	<b>8</b>	<b>9</b>	<b>10</b>
1	2:37.91	2:21.18								
<b>22</b>	<b>Ryan LOWRY</b>									
<b>Lap</b>	<b>1</b>	<b>2</b>	<b>3</b>	<b>4</b>	<b>5</b>	<b>6</b>	<b>7</b>	<b>8</b>	<b>9</b>	<b>10</b>
1	2:36.40	2:47.56	2:26.07	2:25.82	2:23.22	2:23.01	2:26.61			
<b>32</b>	<b>Mervyn BECKETT</b>									
<b>Lap</b>	<b>1</b>	<b>2</b>	<b>3</b>	<b>4</b>	<b>5</b>	<b>6</b>	<b>7</b>	<b>8</b>	<b>9</b>	<b>10</b>
1	2:31.96	2:20.50	2:18.53	2:16.01	2:14.11	2:14.83	2:12.27			
<b>34</b>	<b>Ben WARD</b>									
<b>Lap</b>	<b>1</b>	<b>2</b>	<b>3</b>	<b>4</b>	<b>5</b>	<b>6</b>	<b>7</b>	<b>8</b>	<b>9</b>	<b>10</b>
1	2:47.31	2:34.44	2:29.10	2:27.69	2:22.59	2:22.52	2:33.21			
<b>37</b>	<b>Keith MORGAN</b>									
<b>Lap</b>	<b>1</b>	<b>2</b>	<b>3</b>	<b>4</b>	<b>5</b>	<b>6</b>	<b>7</b>	<b>8</b>	<b>9</b>	<b>10</b>
1	2:26.80	2:16.48	2:15.06	2:14.61	2:13.39	2:14.95	2:12.43			
<b>41</b>	<b>Alan DULY</b>									
<b>Lap</b>	<b>1</b>	<b>2</b>	<b>3</b>	<b>4</b>	<b>5</b>	<b>6</b>	<b>7</b>	<b>8</b>	<b>9</b>	<b>10</b>
1	2:40.50	2:25.70	2:23.70	2:23.53	2:22.39	2:26.35	2:26.80			
<b>42</b>	<b>Lee SCOTT</b>									
<b>Lap</b>	<b>1</b>	<b>2</b>	<b>3</b>	<b>4</b>	<b>5</b>	<b>6</b>	<b>7</b>	<b>8</b>	<b>9</b>	<b>10</b>
1	2:20.21	2:12.53	2:11.44	2:09.57	2:11.11	2:08.02	2:09.10			
<b>52</b>	<b>Andrew THORPE</b>									
<b>Lap</b>	<b>1</b>	<b>2</b>	<b>3</b>	<b>4</b>	<b>5</b>	<b>6</b>	<b>7</b>	<b>8</b>	<b>9</b>	<b>10</b>
1	2:39.73	2:21.72	2:16.49	2:13.20	2:12.61	2:12.99	2:13.35			
<b>57</b>	<b>Imran KHAN</b>									
<b>Lap</b>	<b>1</b>	<b>2</b>	<b>3</b>	<b>4</b>	<b>5</b>	<b>6</b>	<b>7</b>	<b>8</b>	<b>9</b>	<b>10</b>
1	2:22.88	2:12.69	2:10.44	2:18.86	2:09.51	2:09.82	2:17.38			

<b>59</b>	<b>Daniel GIBSON</b>									
<b>Lap</b>	<b>1</b>	<b>2</b>	<b>3</b>	<b>4</b>	<b>5</b>	<b>6</b>	<b>7</b>	<b>8</b>	<b>9</b>	<b>10</b>
1	2:22.36	2:12.51	2:10.69	2:11.33	2:17.12					
<b>64</b>	<b>Bill PARIERA</b>									
<b>Lap</b>	<b>1</b>	<b>2</b>	<b>3</b>	<b>4</b>	<b>5</b>	<b>6</b>	<b>7</b>	<b>8</b>	<b>9</b>	<b>10</b>
1	2:45.81	2:34.45	2:29.43	2:25.85	2:22.76	2:22.62	2:32.17			
<b>67</b>	<b>Matthew STUBINGTON</b>									
<b>Lap</b>	<b>1</b>	<b>2</b>	<b>3</b>	<b>4</b>	<b>5</b>	<b>6</b>	<b>7</b>	<b>8</b>	<b>9</b>	<b>10</b>
1	2:23.80	2:14.03	2:10.38	2:11.72	2:12.07	2:09.78	2:10.54			
<b>69</b>	<b>Phil WILSON</b>									
<b>Lap</b>	<b>1</b>	<b>2</b>	<b>3</b>	<b>4</b>	<b>5</b>	<b>6</b>	<b>7</b>	<b>8</b>	<b>9</b>	<b>10</b>
1	2:38.65	2:26.73	2:24.10	2:23.36	2:22.66	2:23.79	2:23.49			
<b>79</b>	<b>Andrew LIGHTSTEAD</b>									
<b>Lap</b>	<b>1</b>	<b>2</b>	<b>3</b>	<b>4</b>	<b>5</b>	<b>6</b>	<b>7</b>	<b>8</b>	<b>9</b>	<b>10</b>
1	2:31.74	2:16.53	2:14.50	2:14.20	2:13.94	2:17.93	2:17.29			
<b>88</b>	<b>Martin CAYZER</b>									
<b>Lap</b>	<b>1</b>	<b>2</b>	<b>3</b>	<b>4</b>	<b>5</b>	<b>6</b>	<b>7</b>	<b>8</b>	<b>9</b>	<b>10</b>
1	2:20.84	2:12.01	2:10.73	2:11.10	2:10.36					





## P5 - Provisional Qualifying Times for Races 4 & 12

### Demon Tweeks / Yokohama Classic Stock Hatch Championship

#### 2nd Best Times

Pl	No	Cl	Name	Car	Laps	2nd Best on Lap
1	6		Andy PHILPOTTS	Ford Fiesta XR2i	7	2:03.43 5
2	79		Andrew LIGHTSTEAD	Ford Fiesta XR2	7	2:04.12 4
3	2		Matt ROZIER	Peugeot 205 GTi	6	2:04.54 4
4	57		Imran KHAN	Ford Fiesta XR2	7	2:05.14 5
5	88		Martin CAYZER	Ford Fiesta XR2i	7	2:05.53 6
6	67		Matthew STUBINGTON	Peugeot 205 GTi	7	2:05.56 5
7	59		Daniel GIBSON	Ford Fiesta XR2	7	2:05.66 3
8	42		Lee SCOTT	Ford Fiesta XR2i	7	2:05.66 5
9	32		Mervyn BECKETT	Vauxhall Nova GTE	7	2:09.27 5
10	18		Michael WILLIAMSON	Ford Fiesta XR2	6	2:09.38 3
11	37		Keith MORGAN	Suzuki Swift GTi	6	2:10.48 5
12	7		Derek ROZIER	Peugeot 205 GTi	6	2:10.59 3
13	1		Damien COTTRELL/NO TRANSPONDER	Ford Fiesta XR2	6	2:10.74 5
14	52		Andrew THORPE	Ford Fiesta XR2	6	2:12.49 3
15	41		Alan DULY	Ford Fiesta XR2i	4	2:16.81 4
16	69		Phil WILSON/NO TRANSPONDER	Ford Fiesta XR2	6	2:17.44 5
17	64		Bill PARIERA	Citroen AX GTi	6	2:17.48 5
18	34		Ben WARD	Ford Fiesta XR2	6	2:17.98 3
19	22		Ryan LOWRY	Ford Fiesta XR2i	1	0

No 1 & 69 - No transponder signal detected

Weather / Track: Overcast / Wet

Start Time : 10:38


Cadwell Park

12 Oct 13 10:57


Clerk of Course :	Time Issued :	Chief Timekeeper : Terry Stevens
-------------------	---------------	----------------------------------

THESE RESULTS REMAIN PROVISIONAL FOR A MINIMUM OF 30 MINUTES FROM THE TIME OF ISSUE AND UNTIL ALL JUDICIAL AND TECHNICAL MATTERS HAVE BEEN SETTLED.

Results produced on HS Sports Timing and Results Systems. Results online at [www.750MC.co.uk](http://www.750MC.co.uk)



# RACE GRID



## Demon Tweeks / Yokohama Classic Stock Hatch Championship

### Race 12

ROW 10		<b>22</b> No 2nd time Ryan LOWRY	
ROW 9	<b>34</b> 02:17.980 Ben WARD		<b>64</b> 02:17.480 Bill PARIERA
ROW 8	<b>69</b> 02:17.440 Phil WILSON	<b>41</b> 02:16.810 Alan DULY	
ROW 7		<b>52</b> 02:12.490 Andrew THORPE	<b>1</b> 02:10.740 Damien COTTRELL
ROW 6	<b>7</b> 02:10.590 Derek ROZIER	<b>37</b> 02:10.480 Keith MORGAN	
ROW 5		<b>18</b> 02:09.380 Michael WILLIAMSON	<b>32</b> 02:09.270 Mervyn BECKETT
ROW 4	<b>42</b> 02:05.660 Lee SCOTT	<b>59</b> 02:05.660 Daniel GIBSON	
ROW 3		<b>67</b> 02:05.560 Matthew STUBINGTON	<b>88</b> 02:05.530 Martin CAYZER
ROW 2	<b>57</b> 02:05.140 Imran KHAN	<b>2</b> 02:04.540 Matt ROZIER	
ROW 1		<b>79</b> 02:04.120 Andrew LIGHTSTEAD	<b>6</b> 02:03.430 Andy PHILPOTTS

**POLE**



## Provisional Results - Race 12

### Demon Tweeks / Yokohama Classic Stock Hatch Championship

Pl	No	Cl	Name	Car	Laps	Time	Behind	MPH	Best Lap on	MPH
1	2		Matt ROZIER	Peugeot 205 GTi	8	16:24.18		64.00	1:59.93	6 65.65
2	42		Lee SCOTT	Ford Fiesta XR2i	8	16:33.87	9.69	63.37	2:01.00	5 65.07
3	7		Derek ROZIER	Peugeot 205 GTi	8	16:53.04	28.86	62.17	2:02.96	5 64.03
4	67		Matthew STUBINGTON	Peugeot 205 GTi	8	16:54.81	30.63	62.07	2:04.16	5 63.41
5	79		Andrew LIGHTSTEAD	Ford Fiesta XR2	8	16:55.05	30.87	62.05	2:00.06	5 65.58
6	57		Imran KHAN	Ford Fiesta XR2	8	17:05.17	40.99	61.44	2:03.56	7 63.72
7	6		Andy PHILPOTTS	Ford Fiesta XR2i	8	17:05.76	41.58	61.40	2:00.84	8 65.15
8	32		Mervyn BECKETT	Vauxhall Nova GTE	8	17:11.59	47.41	61.06	2:06.04	4 62.47
9	52		Andrew THORPE	Ford Fiesta XR2	8	17:11.95	47.77	61.04	2:05.69	4 62.64
10	22		Ryan LOWRY	Ford Fiesta XR2i	8	17:46.63	1:22.45	59.05	2:08.46	6 61.29
11	37		Keith MORGAN	Suzuki Swift GTi	8	17:47.36	1:23.18	59.01	2:08.51	2 61.27
12	69		Phil WILSON	Ford Fiesta XR2	8	17:47.92	1:23.74	58.98	2:09.19	8 60.94
13	34		Ben WARD	Ford Fiesta XR2	8	17:48.76	1:24.58	58.93	2:09.70	8 60.70

#### Not-Classified

41	Alan DULY	Ford Fiesta XR2i	5	11:20.73	DNF	57.83	2:09.50	5	60.80
59	Daniel GIBSON	Ford Fiesta XR2	3	6:27.76	DNF	60.91	2:05.15	3	62.91
18	Michael WILLIAMSON	Ford Fiesta XR2	1	2:20.00	DNF	56.24	2:14.42	1	58.57

#### Non-Starters

1	Damien COTTRELL	Ford Fiesta XR2
64	Bill PARIERA	Citroen AX GTi
88	Martin CAYZER	Ford Fiesta XR2i

#### Fastest Lap

2	Matt ROZIER	Peugeot 205 GTi	1:59.93	6	65.65
---	-------------	-----------------	---------	---	-------

Weather / Track: Cloudy / Drying

Start Time : 11:48

Cadwell Park

13 Oct 13 12:08

Clerk of Course :	Time Issued :	Chief Timekeeper : Terry Stevens
-------------------	---------------	----------------------------------

THESE RESULTS REMAIN PROVISIONAL FOR A MINIMUM OF 30 MINUTES FROM THE TIME OF ISSUE AND UNTIL ALL JUDICIAL AND TECHNICAL MATTERS HAVE BEEN SETTLED.

Results produced on HS Sports Timing and Results Systems

# Lap Chart

## Demon Tweeks / Yokohama Classic Stock Hatch Championship - Race 12

Lap 1		Lap 2		Lap 3		Lap 4		Lap 5		Lap 6		Lap 7		Lap 8		Lap 9		Lap 10	
No	Time	No	Time	No	Time	No	Time	No	Time	No	Time	No	Time	No	Time	No	Time	No	Time
2	2:11.29	2	4:14.61	2	6:17.02	2	8:17.95	2	10:19.18	2	12:19.11	2	14:21.15	2	16:24.18				
67	2:14.34	67	4:20.95	79	6:23.99	79	8:24.44	79	10:24.50	42	12:29.65	42	14:32.18	42	16:33.87				
79	2:16.15	79	4:21.33	42	6:25.23	42	8:26.77	42	10:27.77	7	12:41.86	7	14:47.63	7	16:53.04				
42	2:16.53	42	4:21.63	67	6:27.45	67	8:31.93	67	10:36.09	67	12:42.89	67	14:49.07	67	16:54.81				
59	2:17.40	59	4:22.61	59	6:27.76	7	8:33.44	7	10:36.40	79	12:50.02	79	14:53.09	79	16:55.05				
7	2:18.04	7	4:23.65	7	6:28.12	32	8:42.70	32	10:50.32	57	12:57.64	57	15:01.20	57	17:05.17				
18	2:20.00	32	4:28.64	32	6:36.66	52	8:43.16	57	10:50.34	32	12:58.31	32	15:04.62	6	17:05.76				
32	2:20.84	37	4:30.29	52	6:37.47	57	8:43.44	52	10:50.77	52	12:58.79	6	15:04.92	32	17:11.59				
37	2:21.78	52	4:31.08	57	6:39.08	37	8:54.09	6	10:57.47	6	12:59.39	52	15:05.49	52	17:11.95				
52	2:22.19	57	4:34.00	37	6:44.24	6	8:54.37	37	11:03.62	37	13:12.21	37	15:21.32	22	17:46.63				
69	2:25.56	69	4:39.59	6	6:48.92	69	9:06.58	69	11:17.49	22	13:26.16	22	15:36.64	37	17:47.36				
22	2:26.71	22	4:41.24	69	6:53.27	22	9:06.76	22	11:17.70	69	13:28.26	69	15:38.73	69	17:47.92				
34	2:27.64	34	4:42.49	22	6:55.52	34	9:08.19	34	11:18.62	34	13:28.82	34	15:39.06	34	17:48.76				
57	2:27.92	6	4:44.47	34	6:56.75	41	9:11.23	41	11:20.73										
41	2:31.48	41	4:45.99	41	6:59.00														
6	2:39.69																		

# Demon Tweeks / Yokohama Classic Stock Hatch Championship

## LAP TIMES - Race 12

<b>2</b>	<b>Matt ROZIER</b>										
	<b>Lap</b>	<b>1</b>	<b>2</b>	<b>3</b>	<b>4</b>	<b>5</b>	<b>6</b>	<b>7</b>	<b>8</b>	<b>9</b>	<b>10</b>
	1	2:07.92	2:03.32	2:02.41	2:00.93	2:01.23	1:59.93	2:02.04	2:03.03		
<b>6</b>	<b>Andy PHILPOTTS</b>										
	<b>Lap</b>	<b>1</b>	<b>2</b>	<b>3</b>	<b>4</b>	<b>5</b>	<b>6</b>	<b>7</b>	<b>8</b>	<b>9</b>	<b>10</b>
	1	2:37.10	2:04.78	2:04.45	2:05.45	2:03.10	2:01.92	2:05.53	2:00.84		
<b>7</b>	<b>Derek ROZIER</b>										
	<b>Lap</b>	<b>1</b>	<b>2</b>	<b>3</b>	<b>4</b>	<b>5</b>	<b>6</b>	<b>7</b>	<b>8</b>	<b>9</b>	<b>10</b>
	1	2:12.13	2:05.61	2:04.47	2:05.32	2:02.96	2:05.46	2:05.77	2:05.41		
<b>18</b>	<b>Michael WILLIAMSON</b>										
	<b>Lap</b>	<b>1</b>	<b>2</b>	<b>3</b>	<b>4</b>	<b>5</b>	<b>6</b>	<b>7</b>	<b>8</b>	<b>9</b>	<b>10</b>
	1	2:14.42									
<b>22</b>	<b>Ryan LOWRY</b>										
	<b>Lap</b>	<b>1</b>	<b>2</b>	<b>3</b>	<b>4</b>	<b>5</b>	<b>6</b>	<b>7</b>	<b>8</b>	<b>9</b>	<b>10</b>
	1	2:19.17	2:14.53	2:14.28	2:11.24	2:10.94	2:08.46	2:10.48	2:09.99		
<b>32</b>	<b>Mervyn BECKETT</b>										
	<b>Lap</b>	<b>1</b>	<b>2</b>	<b>3</b>	<b>4</b>	<b>5</b>	<b>6</b>	<b>7</b>	<b>8</b>	<b>9</b>	<b>10</b>
	1	2:14.83	2:07.80	2:08.02	2:06.04	2:07.62	2:07.99	2:06.31	2:06.97		
<b>34</b>	<b>Ben WARD</b>										
	<b>Lap</b>	<b>1</b>	<b>2</b>	<b>3</b>	<b>4</b>	<b>5</b>	<b>6</b>	<b>7</b>	<b>8</b>	<b>9</b>	<b>10</b>
	1	2:20.10	2:14.85	2:14.26	2:11.44	2:10.43	2:10.20	2:10.24	2:09.70		
<b>37</b>	<b>Keith MORGAN</b>										
	<b>Lap</b>	<b>1</b>	<b>2</b>	<b>3</b>	<b>4</b>	<b>5</b>	<b>6</b>	<b>7</b>	<b>8</b>	<b>9</b>	<b>10</b>
	1	2:14.71	2:08.51	2:13.95	2:09.85	2:09.53	2:08.59	2:09.11	2:26.04		
<b>41</b>	<b>Alan DULY</b>										
	<b>Lap</b>	<b>1</b>	<b>2</b>	<b>3</b>	<b>4</b>	<b>5</b>	<b>6</b>	<b>7</b>	<b>8</b>	<b>9</b>	<b>10</b>
	1	2:24.04	2:14.51	2:13.01	2:12.23	2:09.50					
<b>42</b>	<b>Lee SCOTT</b>										
	<b>Lap</b>	<b>1</b>	<b>2</b>	<b>3</b>	<b>4</b>	<b>5</b>	<b>6</b>	<b>7</b>	<b>8</b>	<b>9</b>	<b>10</b>
	1	2:11.65	2:05.10	2:03.60	2:01.54	2:01.00	2:01.88	2:02.53	2:01.69		
<b>52</b>	<b>Andrew THORPE</b>										
	<b>Lap</b>	<b>1</b>	<b>2</b>	<b>3</b>	<b>4</b>	<b>5</b>	<b>6</b>	<b>7</b>	<b>8</b>	<b>9</b>	<b>10</b>
	1	2:15.35	2:08.89	2:06.39	2:05.69	2:07.61	2:08.02	2:06.70	2:06.46		
<b>57</b>	<b>Imran KHAN</b>										
	<b>Lap</b>	<b>1</b>	<b>2</b>	<b>3</b>	<b>4</b>	<b>5</b>	<b>6</b>	<b>7</b>	<b>8</b>	<b>9</b>	<b>10</b>
	1	2:24.23	2:06.08	2:05.08	2:04.36	2:06.90	2:07.30	2:03.56	2:03.97		
<b>59</b>	<b>Daniel GIBSON</b>										
	<b>Lap</b>	<b>1</b>	<b>2</b>	<b>3</b>	<b>4</b>	<b>5</b>	<b>6</b>	<b>7</b>	<b>8</b>	<b>9</b>	<b>10</b>
	1	2:12.42	2:05.21	2:05.15							

---

**67 Matthew STUBINGTON**

<b>Lap</b>	<b>1</b>	<b>2</b>	<b>3</b>	<b>4</b>	<b>5</b>	<b>6</b>	<b>7</b>	<b>8</b>	<b>9</b>	<b>10</b>
1	2:10.33	2:06.61	2:06.50	2:04.48	2:04.16	2:06.80	2:06.18	2:05.74		

---

**69 Phil WILSON**

<b>Lap</b>	<b>1</b>	<b>2</b>	<b>3</b>	<b>4</b>	<b>5</b>	<b>6</b>	<b>7</b>	<b>8</b>	<b>9</b>	<b>10</b>
1	2:18.38	2:14.03	2:13.68	2:13.31	2:10.91	2:10.77	2:10.47	2:09.19		

---

**79 Andrew LIGHTSTEAD**

<b>Lap</b>	<b>1</b>	<b>2</b>	<b>3</b>	<b>4</b>	<b>5</b>	<b>6</b>	<b>7</b>	<b>8</b>	<b>9</b>	<b>10</b>
1	2:13.28	2:05.18	2:02.66	2:00.45	2:00.06	2:25.52	2:03.07	2:01.96		