



Bernie's V8s

Brands Hatch Indy Circuit

10th / 11th June 2017



Results Provided by Timing Solutions Ltd
www.tsl-timing.com

MSVR American Speedfest V

Bernie's V8s

QUALIFYING - RACE 3 - CLASSIFICATION

POS	NO	CL	PIC NAME	ENTRY	TIME	ON	LAPS	GAP	DIFF	MPH
1	193	GT	1 William SMALLRIDGE	Sunbeam Tiger	52.101	17	19			83.46
2	2	HM	1 Tim DAVIS	TVR Tuscan	52.467	15	19	0.366	0.366	82.88
3	93	HM	2 Russell MCCARTHY	MG BGT V8	52.696	7	11	0.595	0.229	82.52
4	70	HM	3 Stuart DABURN	TVR Tuscan	52.975	6	15	0.874	0.279	82.08
5	199	HM	4 WHEELER / WHEELER	MG BGT V8	53.252	10	19	1.151	0.277	81.66
6	530	M	1 Craig DAVIES	Shelby Mustang	53.450	7	7	1.349	0.198	81.35
7	186	HM	5 Neil FOWLER (1ST RESERVE)	MG BGT V8	53.806	7	21	1.705	0.356	80.82
8	188	HM	6 Simon CRIPPS	MG BGT V8	53.881	7	9	1.780	0.075	80.70
9	86	HM	7 PLANT / PLANT	Allard J2	54.143	19	19	2.042	0.262	80.31
10	54	HM	8 Christopher RIDGE	TVR Tuscan	54.530	19	20	2.429	0.387	79.74
11	19	HM	9 Dave STEWART	TVR Griffith	55.014	19	20	2.913	0.484	79.04
12	91	HM	10 PRIOR (2ND RESERVE)	MG BGT V8	55.075	10	15	2.974	0.061	78.95
13	95	GT	2 Christopher RICHARDSON	ASCAR	55.086	9	10	2.985	0.011	78.94
14	157	M	2 Tony PAXMAN	Ford Escort	55.124	10	20	3.023	0.038	78.88
15	41	HM	11 Graham WALDEN	TVR Tuscan Challenge RV8	55.382	8	12	3.281	0.258	78.52
16	78	M	3 Raymond DONNER (3RD RESERVE)	Ford Capri	55.660	14	17	3.559	0.278	78.12
17	80	S	1 Mathew SMITH	TVR Chimaera	55.896	16	19	3.795	0.236	77.79
18	101	M	4 Malcolm HARDING (5TH RESERVE)	Ford Escort Zakspeed	56.122	4	17	4.021	0.226	77.48
19	99	HM	12 Michael SAUNDERS	Ford MK 1 Escort Mexico	56.154	3	3	4.053	0.032	77.44
20	66	HM	13 LAMBERT / LIM	RAM Cobra	56.433	16	18	4.332	0.279	77.05
21	88	S	2 GRAY / GRAY	Pontiac Trans Am	56.763	13	13	4.662	0.330	76.60
22	47	S	3 William SHEPHERD	Ford Mustang	56.913	6	17	4.812	0.150	76.40
23	84	M	5 Peter SAMUELS	MGB GT V8	57.267	16	19	5.166	0.354	75.93
24	16	M	6 James WHELAN	Shelby Daytona Cobra	57.285	11	15	5.184	0.018	75.91
25	22	M	7 BICKNELL / EVERSON	Ford Mustang Mach 1	57.525	8	19	5.424	0.240	75.59
26	154	M	8 Robert FROST	Dax Tojiero	57.596	10	13	5.495	0.071	75.50
27	64	M	9 Andrew KNIGHT	Ford Mustang	57.755	6	19	5.654	0.159	75.29
28	7	M	10 Rikki CANN	Aston Martin V8	57.854	7	18	5.753	0.099	75.16
29	240	M	11 Geoff HANSON	Datsun 240 Z GT2	58.107	15	17	6.006	0.253	74.83
30	60	M	12 BRYAN / TAYLOR	TVR Griffith 200	58.433	4	16	6.332	0.326	74.42
31	8	M	13 CHODOSH / CHODOSH	Chevrolet Corvette	58.646	12	15	6.545	0.213	74.15
32	1	M	14 Mark BOWD	Ford GT40	59.495	10	11	7.394	0.849	73.09
33	11	S	4 Larry TUCKER	Ford Shelby GT350R	59.926	8	14	7.825	0.431	72.56
34	73	M	15 GREENBANK / CHAMBERS	Ford Mustang	1:00.543	14	17	8.442	0.617	71.82
35	77	M	16 Barry HOLMES	MG BGT V8	1:01.469	2	2	9.368	0.926	70.74
36	9	M	17 Guy SAMUELS (4TH RESERVE)	MG BGT V8	1:01.988	15	18	9.887	0.519	70.15
37	79	M	18 Jonathan UPCHURCH	MG BGT V8	1:02.177	9	18	10.076	0.189	69.93
38	96	GT	3 Antony KNIGHT	Ford Ascar	1:14.206	3	5	22.105	12.029	58.60
39	75	HM	14 Peter CARTER	TVR Tuscan			1			

Cars 64, 80, 157 & 186 - Lap Time(s) Disallowed - Track Limits

Weather / Track : Bright / Dry

These results are provisional until the conclusion of any judicial and technical matters.

Brands Hatch Indy

Circuit Length = 1.2079 miles

Start: 11:05 Flag 11:25 End: 11:26

Clerk Of Course :		Timekeeper :
-------------------	--	--------------

MSVR American Speedfest V

Bernie's V8s

QUALIFYING - RACE 3 - LAP ANALYSIS

DIFF = Difference To Personal Best Lap

P1 193 William SMALLRIDGE				
LAP	LAP TIME	DIFF	MPH	TIME OF DAY
1 -	1:01.310	9.209	70.92	11:07:37.124
2 -	57.504	5.403	75.62	11:08:34.628
3 -	56.387	4.286	77.12	11:09:31.015
4 -	53.296 (3)	1.195	81.59	11:10:24.311
5 -	54.371	2.270	79.98	11:11:18.682
6 -	54.113	2.012	80.36	11:12:12.795
7 -	52.759 (2)	0.658	82.42	11:13:05.554
8 -	53.317	1.216	81.56	11:13:58.871
9 -	2:55.590 P	2:03.489	24.76	11:16:54.461
10 -	1:00.479	8.378	71.90	11:17:54.940
11 -	57.415	5.314	75.73	11:18:52.355
12 -	53.686	1.585	81.00	11:19:46.041
13 -	54.432	2.331	79.89	11:20:40.473
14 -	54.065	1.964	80.43	11:21:34.538
15 -	54.565	2.464	79.69	11:22:29.103
16 -	53.922	1.821	80.64	11:23:23.025
17 -	52.101 (1)		83.46	11:24:15.126
18 -	53.555	1.454	81.19	11:25:08.681
19 -	54.848	2.747	79.28	11:26:03.529

P2 2 Tim DAVIS				
LAP	LAP TIME	DIFF	MPH	TIME OF DAY
1 -	1:04.985	12.518	66.91	11:06:50.293
2 -	1:00.530	8.063	71.84	11:07:50.823
3 -	56.189	3.722	77.39	11:08:47.012
4 -	58.608	6.141	74.19	11:09:45.620
5 -	2:13.566 P	1:21.099	32.55	11:11:59.186
6 -	57.910	5.443	75.09	11:12:57.096
7 -	53.146	0.679	81.82	11:13:50.242
8 -	54.219	1.752	80.20	11:14:44.461
9 -	56.551	4.084	76.89	11:15:41.012
10 -	54.864	2.397	79.26	11:16:35.876
11 -	53.195	0.728	81.74	11:17:29.071
12 -	1:55.134 P	1:02.667	37.76	11:19:24.205
13 -	59.901	7.434	72.59	11:20:24.106
14 -	54.565	2.098	79.69	11:21:18.671
15 -	52.467 (1)		82.88	11:22:11.138
16 -	53.998	1.531	80.53	11:23:05.136
17 -	54.054	1.587	80.44	11:23:59.190
18 -	52.962 (2)	0.495	82.10	11:24:52.152
19 -	53.062 (3)	0.595	81.95	11:25:45.214

P3 93 Russell MCCARTHY				
LAP	LAP TIME	DIFF	MPH	TIME OF DAY
1 -	1:05.249	12.553	66.64	11:07:07.013
2 -	54.564	1.868	79.69	11:08:01.577
3 -	55.979	3.283	77.68	11:08:57.556
4 -	54.975	2.279	79.10	11:09:52.531
5 -	54.080	1.384	80.41	11:10:46.611
6 -	53.496 (3)	0.800	81.28	11:11:40.107
7 -	52.696 (1)		82.52	11:12:32.803
8 -	1:01.860	9.164	70.29	11:13:34.663
9 -	58.320	5.624	74.56	11:14:32.983
10 -	53.251 (2)	0.555	81.66	11:15:26.234
11 -	56.661	3.965	76.74	11:16:22.895

DIFF = Difference To Personal Best Lap

P4 70 Stuart DABURN				
LAP	LAP TIME	DIFF	MPH	TIME OF DAY
1 -	1:06.961	13.986	64.94	11:06:49.268
2 -	1:00.815	7.840	71.50	11:07:50.083
3 -	53.628 (3)	0.653	81.08	11:08:43.711
4 -	55.446	2.471	78.42	11:09:39.157
5 -	54.383	1.408	79.96	11:10:33.540
6 -	52.975 (1)		82.08	11:11:26.515
7 -	55.740	2.765	78.01	11:12:22.255
8 -	59.246	6.271	73.39	11:13:21.501
9 -	3:50.139 P	2:57.164	18.89	11:17:11.640
10 -	1:00.261	7.286	72.16	11:18:11.901
11 -	58.640	5.665	74.15	11:19:10.541
12 -	53.554 (2)	0.579	81.20	11:20:04.095
13 -	56.840	3.865	76.50	11:21:00.935
14 -	54.147	1.172	80.31	11:21:55.082
15 -	54.212	1.237	80.21	11:22:49.294

P5 199 WHEELER / WHEELER				
LAP	LAP TIME	DIFF	MPH	TIME OF DAY
1 -	1:03.423	10.171	68.56	11:06:55.674
2 -	1:00.856	7.604	71.45	11:07:56.530
3 -	55.561	2.309	78.26	11:08:52.091
4 -	58.155	4.903	74.77	11:09:50.246
5 -	2:38.513 P	1:45.261	27.43	11:12:28.759
6 -	59.916	6.664	72.57	11:13:28.675
7 -	56.485	3.233	76.98	11:14:25.160
8 -	53.972	0.720	80.57	11:15:19.132
9 -	55.112	1.860	78.90	11:16:14.244
10 -	53.252 (1)		81.66	11:17:07.496
11 -	54.661	1.409	79.55	11:18:02.157
12 -	55.117	1.865	78.89	11:18:57.274
13 -	57.608	4.356	75.48	11:19:54.882
14 -	59.315	6.063	73.31	11:20:54.197
15 -	53.404 (2)	0.152	81.42	11:21:47.601
16 -	53.678 (3)	0.426	81.01	11:22:41.279
17 -	59.252	6.000	73.39	11:23:40.531
18 -	58.690	5.438	74.09	11:24:39.221
19 -	1:02.157	8.905	69.96	11:25:41.378

P6 530 Craig DAVIES				
LAP	LAP TIME	DIFF	MPH	TIME OF DAY
1 -	1:07.789	14.339	64.14	11:08:21.911
2 -	55.447	1.997	78.42	11:09:17.358
3 -	54.688 (3)	1.238	79.51	11:10:12.046
4 -	53.843 (2)	0.393	80.76	11:11:05.889
5 -	55.026	1.576	79.02	11:12:00.915
6 -	55.866	2.416	77.83	11:12:56.781
7 -	53.450 (1)		81.35	11:13:50.231

P7 186 Neil FOWLER (1ST RESERVE)				
LAP	LAP TIME	DIFF	MPH	TIME OF DAY
1 -	1:11.309	17.503	60.98	11:07:09.121
2 -	56.650	2.844	76.76	11:08:05.771
3 -	57.982	4.176	74.99	11:09:03.753
4 -	56.802	2.996	76.55	11:10:00.555
5 -	55.993	2.187	77.66	11:10:56.548
6 -	54.278 (3)	0.472	80.11	11:11:50.826
7 -	53.806 (1)		80.82	11:12:44.632
8 -	55.901	2.095	77.79	11:13:40.533
9 -	54.080 D	0.274	80.41	11:14:34.613

Brands Hatch Indy

Circuit Length = 1.2079 miles

Start: 11:05 Flag 11:25 End: 11:26

Weather / Track : Bright / Dry

MSVR American Speedfest V

Bernie's V8s

QUALIFYING - RACE 3 - LAP ANALYSIS

DIFF = Difference To Personal Best Lap

10 -	54.510	0.704	79.77	11:15:29.123
11 -	55.124	1.318	78.88	11:16:24.247
12 -	56.253	2.447	77.30	11:17:20.500
13 -	1:00.205	6.399	72.22	11:18:20.705
14 -	54.616	0.810	79.62	11:19:15.321
15 -	54.135 (2)	0.329	80.32	11:20:09.456
16 -	54.782	0.976	79.38	11:21:04.238
17 -	1:03.396 D	9.590	68.59	11:22:07.634
18 -	54.436	0.630	79.88	11:23:02.070
19 -	54.485	0.679	79.81	11:23:56.555
20 -	56.633	2.827	76.78	11:24:53.188
21 -	58.509	4.703	74.32	11:25:51.697

P8 188 Simon CRIPPS

LAP	LAP TIME	DIFF	MPH	TIME OF DAY
1 -	1:04.333	10.452	67.59	11:07:12.547
2 -	3:44.727 P	2:50.846	19.35	11:10:57.274
3 -	1:00.616	6.735	71.74	11:11:57.890
4 -	57.605	3.724	75.49	11:12:55.495
5 -	54.059 (3)	0.178	80.44	11:13:49.554
6 -	53.918 (2)	0.037	80.65	11:14:43.472
7 -	53.881 (1)		80.70	11:15:37.353
8 -	54.242	0.361	80.17	11:16:31.595
9 -	54.753	0.872	79.42	11:17:26.348

P9 86 PLANT / PLANT

LAP	LAP TIME	DIFF	MPH	TIME OF DAY
1 -	1:02.801	8.658	69.24	11:07:30.877
2 -	1:00.162	6.019	72.28	11:08:31.039
3 -	56.608	2.465	76.81	11:09:27.647
4 -	56.317	2.174	77.21	11:10:23.964
5 -	55.683	1.540	78.09	11:11:19.647
6 -	2:57.326 P	2:03.183	24.52	11:14:16.973
7 -	1:00.024	5.881	72.44	11:15:16.997
8 -	58.861	4.718	73.87	11:16:15.858
9 -	54.935 (3)	0.792	79.15	11:17:10.793
10 -	55.705	1.562	78.06	11:18:06.498
11 -	55.885	1.742	77.81	11:19:02.383
12 -	55.714	1.571	78.05	11:19:58.097
13 -	56.982	2.839	76.31	11:20:55.079
14 -	55.781	1.638	77.95	11:21:50.860
15 -	54.930 (2)	0.787	79.16	11:22:45.790
16 -	55.111	0.968	78.90	11:23:40.901
17 -	56.239	2.096	77.32	11:24:37.140
18 -	55.206	1.063	78.77	11:25:32.346
19 -	54.143 (1)		80.31	11:26:26.489

P10 54 Christopher RIDGE

LAP	LAP TIME	DIFF	MPH	TIME OF DAY
1 -	1:11.646	17.116	60.69	11:07:33.376
2 -	1:05.663	11.133	66.22	11:08:39.039
3 -	1:09.184	14.654	62.85	11:09:48.223
4 -	59.206	4.676	73.44	11:10:47.429
5 -	1:00.074	5.544	72.38	11:11:47.503
6 -	56.495	1.965	76.97	11:12:43.998
7 -	57.200	2.670	76.02	11:13:41.198
8 -	57.451	2.921	75.69	11:14:38.649
9 -	56.259	1.729	77.29	11:15:34.908
10 -	56.864	2.334	76.47	11:16:31.772
11 -	56.192	1.662	77.38	11:17:27.964
12 -	55.839	1.309	77.87	11:18:23.803
13 -	55.577 (3)	1.047	78.24	11:19:19.380

DIFF = Difference To Personal Best Lap

14 -	57.826	3.296	75.20	11:20:17.206
15 -	56.264	1.734	77.28	11:21:13.470
16 -	55.738	1.208	78.01	11:22:09.208
17 -	55.203 (2)	0.673	78.77	11:23:04.411
18 -	58.193	3.663	74.72	11:24:02.604
19 -	54.530 (1)		79.74	11:24:57.134
20 -	1:00.206	5.676	72.22	11:25:57.340

P11 19 Dave STEWART

LAP	LAP TIME	DIFF	MPH	TIME OF DAY
1 -	1:13.971	18.957	58.78	11:07:50.973
2 -	1:06.372	11.358	65.51	11:08:57.345
3 -	1:02.221	7.207	69.88	11:09:59.566
4 -	1:00.209	5.195	72.22	11:10:59.775
5 -	1:00.479	5.465	71.90	11:12:00.254
6 -	59.574	4.560	72.99	11:12:59.828
7 -	58.200	3.186	74.71	11:13:58.028
8 -	59.574	4.560	72.99	11:14:57.602
9 -	58.844	3.830	73.90	11:15:56.446
10 -	56.180	1.166	77.40	11:16:52.626
11 -	58.075	3.061	74.87	11:17:50.701
12 -	58.235	3.221	74.67	11:18:48.936
13 -	56.892	1.878	76.43	11:19:45.828
14 -	56.259	1.245	77.29	11:20:42.087
15 -	55.502 (3)	0.488	78.35	11:21:37.589
16 -	57.277	2.263	75.92	11:22:34.866
17 -	57.359	2.345	75.81	11:23:32.225
18 -	1:02.115	7.101	70.00	11:24:34.340
19 -	55.014 (1)		79.04	11:25:29.354
20 -	55.142 (2)	0.128	78.86	11:26:24.496

P12 91 PRIOR (2ND RESERVE)

LAP	LAP TIME	DIFF	MPH	TIME OF DAY
1 -	1:03.772	8.697	68.18	11:06:54.897
2 -	1:03.224	8.149	68.78	11:07:58.121
3 -	58.644	3.569	74.15	11:08:56.765
4 -	55.864	0.789	77.84	11:09:52.629
5 -	56.509	1.434	76.95	11:10:49.138
6 -	56.840	1.765	76.50	11:11:45.978
7 -	56.735	1.660	76.64	11:12:42.713
8 -	55.369 (3)	0.294	78.53	11:13:38.082
9 -	56.062	0.987	77.56	11:14:34.144
10 -	55.075 (1)		78.95	11:15:29.219
11 -	55.828	0.753	77.89	11:16:25.047
12 -	56.512	1.437	76.95	11:17:21.559
13 -	56.168	1.093	77.42	11:18:17.727
14 -	55.338 (2)	0.263	78.58	11:19:13.065
15 -	55.856	0.781	77.85	11:20:08.921

P13 95 Christopher RICHARDSON

LAP	LAP TIME	DIFF	MPH	TIME OF DAY
1 -	1:09.258	14.172	62.78	11:08:25.882
2 -	58.431	3.345	74.42	11:09:24.313
3 -	56.110	1.024	77.50	11:10:20.423
4 -	1:03.375	8.289	68.61	11:11:23.798
5 -	57.941	2.855	75.05	11:12:21.739
6 -	59.676	4.590	72.87	11:13:21.415
7 -	55.347 (2)	0.261	78.56	11:14:16.762
8 -	56.756	1.670	76.61	11:15:13.518
9 -	55.086 (1)		78.94	11:16:08.604
10 -	55.666 (3)	0.580	78.11	11:17:04.270

Weather / Track : Bright / Dry

Brands Hatch Indy
Circuit Length = 1.2079 miles
Start: 11:05 Flag 11:25 End: 11:26

MSVR American Speedfest V

Bernie's V8s

QUALIFYING - RACE 3 - LAP ANALYSIS

DIFF = Difference To Personal Best Lap

P14 157 Tony PAXMAN				
LAP	LAP TIME	DIFF	MPH	TIME OF DAY
1 -	1:10.820	15.696	61.40	11:08:00.862
2 -	1:03.370	8.246	68.62	11:09:04.232
3 -	1:01.212	6.088	71.04	11:10:05.444
4 -	56.976	1.852	76.32	11:11:02.420
5 -	57.577	2.453	75.52	11:11:59.997
6 -	57.054	1.930	76.21	11:12:57.051
7 -	55.891	0.767	77.80	11:13:52.942
8 -	57.248	2.124	75.96	11:14:50.190
9 -	55.894	0.770	77.80	11:15:46.084
10 -	55.124 (1)		78.88	11:16:41.208
11 -	56.965	1.841	76.33	11:17:38.173
12 -	55.966	0.842	77.70	11:18:34.139
13 -	56.669	1.545	76.73	11:19:30.808
14 -	57.016	1.892	76.26	11:20:27.824
15 -	56.501	1.377	76.96	11:21:24.325
16 -	55.617 (3)	0.493	78.18	11:22:19.942
17 -	55.659	0.535	78.12	11:23:15.601
18 -	55.137 (2)	0.013	78.86	11:24:10.738
19 -	56.130	1.006	77.47	11:25:06.868
20 -	56.964	1.840	76.33	11:26:03.832

P15 41 Graham WALDEN				
LAP	LAP TIME	DIFF	MPH	TIME OF DAY
1 -	1:09.604	14.222	62.47	11:07:57.788
2 -	59.357	3.975	73.26	11:08:57.145
3 -	57.730	2.348	75.32	11:09:54.875
4 -	56.026 (3)	0.644	77.61	11:10:50.901
5 -	55.858 (2)	0.476	77.85	11:11:46.759
6 -	56.356	0.974	77.16	11:12:43.115
7 -	56.029	0.647	77.61	11:13:39.144
8 -	55.382 (1)		78.52	11:14:34.526
9 -	56.327	0.945	77.20	11:15:30.853
10 -	8:11.736 P	7:16.354	8.84	11:23:42.589
11 -	1:02.154	6.772	69.96	11:24:44.743
12 -	58.004	2.622	74.97	11:25:42.747

P16 78 Raymond DONNER (3RD RESERVE)				
LAP	LAP TIME	DIFF	MPH	TIME OF DAY
1 -	1:14.755	19.095	58.17	11:08:00.490
2 -	1:06.667	11.007	65.22	11:09:07.157
3 -	59.947	4.287	72.54	11:10:07.104
4 -	58.349	2.689	74.52	11:11:05.453
5 -	58.401	2.741	74.46	11:12:03.854
6 -	57.171	1.511	76.06	11:13:01.025
7 -	56.774	1.114	76.59	11:13:57.799
8 -	1:40.268 P	44.608	43.36	11:15:38.067
9 -	1:04.047	8.387	67.89	11:16:42.114
10 -	56.695	1.035	76.70	11:17:38.809
11 -	56.270 (3)	0.610	77.28	11:18:35.079
12 -	56.063 (2)	0.403	77.56	11:19:31.142
13 -	1:09.447	13.787	62.61	11:20:40.589
14 -	55.660 (1)		78.12	11:21:36.249
15 -	58.786	3.126	73.97	11:22:35.035
16 -	56.961	1.301	76.34	11:23:31.996
17 -	56.927	1.267	76.38	11:24:28.923

DIFF = Difference To Personal Best Lap

P17 80 Mathew SMITH				
LAP	LAP TIME	DIFF	MPH	TIME OF DAY
1 -	1:09.023	13.127	63.00	11:06:58.128
2 -	1:03.319	7.423	68.67	11:08:01.447
3 -	1:01.499	5.603	70.71	11:09:02.946
4 -	58.469	2.573	74.37	11:10:01.415
5 -	1:00.472	4.576	71.91	11:11:01.887
6 -	57.695	1.799	75.37	11:11:59.582
7 -	58.677	2.781	74.11	11:12:58.259
8 -	57.675	1.779	75.39	11:13:55.934
9 -	57.451	1.555	75.69	11:14:53.385
10 -	56.386	0.490	77.12	11:15:49.771
11 -	56.888	0.992	76.44	11:16:46.659
12 -	2:27.239 P	1:31.343	29.53	11:19:13.898
13 -	1:03.571	7.675	68.40	11:20:17.469
14 -	57.136	1.240	76.10	11:21:14.605
15 -	55.188 D		78.79	11:22:09.793
16 -	55.896 (1)		77.79	11:23:05.689
17 -	58.133	2.237	74.80	11:24:03.822
18 -	55.935 (2)	0.039	77.74	11:24:59.757
19 -	55.980 (3)	0.084	77.68	11:25:55.737

P18 101 Malcolm HARDING (5TH RESERVE)				
LAP	LAP TIME	DIFF	MPH	TIME OF DAY
1 -	1:04.830	8.708	67.07	11:08:52.645
2 -	59.342	3.220	73.28	11:09:51.987
3 -	57.028	0.906	76.25	11:10:49.015
4 -	56.122 (1)		77.48	11:11:45.137
5 -	57.352	1.230	75.82	11:12:42.489
6 -	58.600	2.478	74.20	11:13:41.089
7 -	59.743	3.621	72.78	11:14:40.832
8 -	56.796 (3)	0.674	76.56	11:15:37.628
9 -	58.109	1.987	74.83	11:16:35.737
10 -	2:40.622 P	1:44.500	27.07	11:19:16.359
11 -	1:03.925	7.803	68.02	11:20:20.284
12 -	59.190	3.068	73.46	11:21:19.474
13 -	57.276	1.154	75.92	11:22:16.750
14 -	57.039	0.917	76.23	11:23:13.789
15 -	56.404 (2)	0.282	77.09	11:24:10.193
16 -	58.525	2.403	74.30	11:25:08.718
17 -	57.576	1.454	75.52	11:26:06.294

P19 99 Michael SAUNDERS				
LAP	LAP TIME	DIFF	MPH	TIME OF DAY
1 -	1:03.326	7.172	68.67	11:07:12.955
2 -	1:06.482 (2)	10.328	65.41	11:08:19.437
3 -	56.154 (1)		77.44	11:09:15.591

P20 66 LAMBERT / LIM				
LAP	LAP TIME	DIFF	MPH	TIME OF DAY
1 -	1:08.629	12.196	63.36	11:07:35.008
2 -	1:02.980	6.547	69.04	11:08:37.988
3 -	1:02.392	5.959	69.69	11:09:40.380
4 -	1:01.944	5.511	70.20	11:10:42.324
5 -	1:02.119	5.686	70.00	11:11:44.443
6 -	1:03.894	7.461	68.05	11:12:48.337
7 -	1:02.342	5.909	69.75	11:13:50.679
8 -	1:03.054	6.621	68.96	11:14:53.733
9 -	1:04.557	8.124	67.36	11:15:58.290
10 -	2:35.183 P	1:38.750	28.02	11:18:33.473
11 -	1:04.674	8.241	67.23	11:19:38.147

Brands Hatch Indy
Circuit Length = 1.2079 miles
Start: 11:05 Flag 11:25 End: 11:26

Weather / Track : Bright / Dry

MSVR American Speedfest V

Bernie's V8s

QUALIFYING - RACE 3 - LAP ANALYSIS

DIFF = Difference To Personal Best Lap

12 -	57.963	1.530	75.02	11:20:36.110
13 -	58.265	1.832	74.63	11:21:34.375
14 -	59.328	2.895	73.29	11:22:33.703
15 -	57.472	1.039	75.66	11:23:31.175
16 -	56.433 (1)		77.05	11:24:27.608
17 -	56.615 (2)	0.182	76.81	11:25:24.223
18 -	57.442 (3)	1.009	75.70	11:26:21.665

P21 88 GRAY / GRAY

LAP	LAP TIME	DIFF	MPH	TIME OF DAY
1 -	1:11.306	14.543	60.98	11:07:11.047
2 -	1:04.566	7.803	67.35	11:08:15.613
3 -	1:02.044	5.281	70.08	11:09:17.657
4 -	1:01.182	4.419	71.07	11:10:18.839
5 -	59.820	3.057	72.69	11:11:18.659
6 -	1:00.638	3.875	71.71	11:12:19.297
7 -	2:27.700 P	1:30.937	29.44	11:14:46.997
8 -	1:10.325	13.562	61.83	11:15:57.322
9 -	59.800	3.037	72.71	11:16:57.122
10 -	58.305	1.542	74.58	11:17:55.427
11 -	58.238 (3)	1.475	74.66	11:18:53.665
12 -	57.790 (2)	1.027	75.24	11:19:51.455
13 -	56.763 (1)		76.60	11:20:48.218

P22 47 William SHEPHERD

LAP	LAP TIME	DIFF	MPH	TIME OF DAY
1 -	1:03.155	6.242	68.85	11:07:13.987
2 -	1:01.032	4.119	71.25	11:08:15.019
3 -	59.791	2.878	72.73	11:09:14.810
4 -	57.656	0.743	75.42	11:10:12.466
5 -	58.394	1.481	74.47	11:11:10.860
6 -	56.913 (1)		76.40	11:12:07.773
7 -	57.162	0.249	76.07	11:13:04.935
8 -	57.046 (3)	0.133	76.22	11:14:01.981
9 -	58.286	1.373	74.60	11:15:00.267
10 -	57.859	0.946	75.15	11:15:58.126
11 -	58.303	1.390	74.58	11:16:56.429
12 -	4:16.661 P	3:19.748	16.94	11:21:13.090
13 -	1:01.642	4.729	70.54	11:22:14.732
14 -	57.346	0.433	75.83	11:23:12.078
15 -	56.997 (2)	0.084	76.29	11:24:09.075
16 -	59.931	3.018	72.56	11:25:09.006
17 -	1:01.463	4.550	70.75	11:26:10.469

P23 84 Peter SAMUELS

LAP	LAP TIME	DIFF	MPH	TIME OF DAY
1 -	1:17.159	19.892	56.35	11:07:58.996
2 -	1:00.857	3.590	71.45	11:08:59.853
3 -	1:00.481	3.214	71.90	11:10:00.334
4 -	1:02.283	5.016	69.82	11:11:02.617
5 -	59.310	2.043	73.31	11:12:01.927
6 -	58.854	1.587	73.88	11:13:00.781
7 -	57.515 (3)	0.248	75.60	11:13:58.296
8 -	57.375 (2)	0.108	75.79	11:14:55.671
9 -	1:00.988	3.721	71.30	11:15:56.659
10 -	57.651	0.384	75.42	11:16:54.310
11 -	57.515 (3)	0.248	75.60	11:17:51.825
12 -	59.979	2.712	72.50	11:18:51.804
13 -	58.957	1.690	73.75	11:19:50.761
14 -	58.447	1.180	74.40	11:20:49.208
15 -	57.563	0.296	75.54	11:21:46.771
16 -	57.267 (1)		75.93	11:22:44.038

DIFF = Difference To Personal Best Lap

17 -	58.459	1.192	74.38	11:23:42.497
18 -	58.070	0.803	74.88	11:24:40.567
19 -	1:04.628	7.361	67.28	11:25:45.195

P24 16 James WHELAN

LAP	LAP TIME	DIFF	MPH	TIME OF DAY
1 -	1:05.315	8.030	66.57	11:06:58.663
2 -	1:02.240	4.955	69.86	11:08:00.903
3 -	1:00.981	3.696	71.31	11:09:01.884
4 -	59.175	1.890	73.48	11:10:01.059
5 -	1:00.917	3.632	71.38	11:11:01.976
6 -	1:01.725	4.440	70.45	11:12:03.701
7 -	3:55.218 P	2:57.933	18.48	11:15:58.919
8 -	1:02.911	5.626	69.12	11:17:01.830
9 -	59.714	2.429	72.82	11:18:01.544
10 -	59.115	1.830	73.56	11:19:00.659
11 -	57.285 (1)		75.91	11:19:57.944
12 -	2:27.650 P	1:30.365	29.45	11:22:25.594
13 -	1:01.585	4.300	70.61	11:23:27.179
14 -	58.146 (3)	0.861	74.78	11:24:25.325
15 -	57.764 (2)	0.479	75.28	11:25:23.089

P25 22 BICKNELL / EVERSON

LAP	LAP TIME	DIFF	MPH	TIME OF DAY
1 -	1:13.663	16.138	59.03	11:08:26.295
2 -	1:01.206	3.681	71.04	11:09:27.501
3 -	1:00.710	3.185	71.62	11:10:28.211
4 -	57.747 (2)	0.222	75.30	11:11:25.958
5 -	58.540	1.015	74.28	11:12:24.498
6 -	59.072	1.547	73.61	11:13:23.570
7 -	58.028	0.503	74.93	11:14:21.598
8 -	57.525 (1)		75.59	11:15:19.123
9 -	58.255	0.730	74.64	11:16:17.378
10 -	58.301	0.776	74.58	11:17:15.679
11 -	57.824 (3)	0.299	75.20	11:18:13.503
12 -	58.999	1.474	73.70	11:19:12.502
13 -	59.072	1.547	73.61	11:20:11.574
14 -	59.522	1.997	73.05	11:21:11.096
15 -	58.599	1.074	74.20	11:22:09.695
16 -	59.104	1.579	73.57	11:23:08.799
17 -	58.407	0.882	74.45	11:24:07.206
18 -	58.617	1.092	74.18	11:25:05.823
19 -	59.551	2.026	73.02	11:26:05.374

P26 154 Robert FROST

LAP	LAP TIME	DIFF	MPH	TIME OF DAY
1 -	1:10.120	12.524	62.01	11:07:54.236
2 -	1:02.249	4.653	69.85	11:08:56.485
3 -	1:01.755	4.159	70.41	11:09:58.240
4 -	1:00.549	2.953	71.81	11:10:58.789
5 -	58.584	0.988	74.22	11:11:57.373
6 -	1:00.227	2.631	72.20	11:12:57.600
7 -	58.574	0.978	74.24	11:13:56.174
8 -	57.994	0.398	74.98	11:14:54.168
9 -	57.799 (3)	0.203	75.23	11:15:51.967
10 -	57.596 (1)		75.50	11:16:49.563
11 -	57.641 (2)	0.045	75.44	11:17:47.204
12 -	1:06.007	8.411	65.88	11:18:53.211
13 -	1:04.028	6.432	67.91	11:19:57.239

Weather / Track : Bright / Dry

Brands Hatch Indy

Circuit Length = 1.2079 miles

Start: 11:05 Flag 11:25 End: 11:26

MSVR American Speedfest V

Bernie's V8s

QUALIFYING - RACE 3 - LAP ANALYSIS

DIFF = Difference To Personal Best Lap

P27 64 Andrew KNIGHT				
LAP	LAP TIME	DIFF	MPH	TIME OF DAY
1 -	1:08.642	10.887	63.35	11:07:32.220
2 -	1:01.743	3.988	70.43	11:08:33.963
3 -	58.904	1.149	73.82	11:09:32.867
4 -	58.192 (2)	0.437	74.72	11:10:31.059
5 -	58.926	1.171	73.79	11:11:29.985
6 -	57.755 (1)		75.29	11:12:27.740
7 -	59.106	1.351	73.57	11:13:26.846
8 -	59.101	1.346	73.57	11:14:25.947
9 -	58.692 (3)	0.937	74.09	11:15:24.639
10 -	1:00.836	3.081	71.48	11:16:25.475
11 -	1:01.396 D	3.641	70.82	11:17:26.871
12 -	1:02.877	5.122	69.16	11:18:29.748
13 -	1:02.070	4.315	70.05	11:19:31.818
14 -	1:01.175	3.420	71.08	11:20:32.993
15 -	1:00.566	2.811	71.79	11:21:33.559
16 -	1:02.604	4.849	69.46	11:22:36.163
17 -	1:00.601	2.846	71.75	11:23:36.764
18 -	1:00.533	2.778	71.83	11:24:37.297
19 -	1:08.335	10.580	63.63	11:25:45.632

P28 7 Rikki CANN				
LAP	LAP TIME	DIFF	MPH	TIME OF DAY
1 -	1:26.483	28.629	50.28	11:07:14.144
2 -	1:17.380	19.526	56.19	11:08:31.524
3 -	1:04.442	6.588	67.48	11:09:35.966
4 -	1:00.834	2.980	71.48	11:10:36.800
5 -	58.907	1.053	73.82	11:11:35.707
6 -	58.187 (2)	0.333	74.73	11:12:33.894
7 -	57.854 (1)		75.16	11:13:31.748
8 -	58.340 (3)	0.486	74.53	11:14:30.088
9 -	59.204	1.350	73.45	11:15:29.292
10 -	2:12.722 P	1:14.868	32.76	11:17:42.014
11 -	1:10.371	12.517	61.79	11:18:52.385
12 -	1:03.546	5.692	68.43	11:19:55.931
13 -	1:02.267	4.413	69.83	11:20:58.198
14 -	1:01.750	3.896	70.42	11:21:59.948
15 -	1:01.850	3.996	70.30	11:23:01.798
16 -	1:00.723	2.869	71.61	11:24:02.521
17 -	1:00.773	2.919	71.55	11:25:03.294
18 -	1:02.266	4.412	69.83	11:26:05.560

P29 240 Geoff HANSON				
LAP	LAP TIME	DIFF	MPH	TIME OF DAY
1 -	1:07.185	9.078	64.72	11:07:37.944
2 -	1:02.178	4.071	69.93	11:08:40.122
3 -	1:02.061	3.954	70.06	11:09:42.183
4 -	59.718	1.611	72.81	11:10:41.901
5 -	59.595	1.488	72.96	11:11:41.496
6 -	2:56.593 P	1:58.486	24.62	11:14:38.089
7 -	1:02.680	4.573	69.37	11:15:40.769
8 -	59.843	1.736	72.66	11:16:40.612
9 -	1:00.649	2.542	71.70	11:17:41.261
10 -	1:03.798	5.691	68.16	11:18:45.059
11 -	58.729	0.622	74.04	11:19:43.788
12 -	58.660	0.553	74.13	11:20:42.448
13 -	58.149 (2)	0.042	74.78	11:21:40.597
14 -	58.364 (3)	0.257	74.50	11:22:38.961
15 -	58.107 (1)		74.83	11:23:37.068
16 -	59.278	1.171	73.35	11:24:36.346
17 -	59.206	1.099	73.44	11:25:35.552

DIFF = Difference To Personal Best Lap

P30 60 BRYAN / TAYLOR				
LAP	LAP TIME	DIFF	MPH	TIME OF DAY
1 -	1:07.850	9.417	64.09	11:07:11.692
2 -	1:02.412	3.979	69.67	11:08:14.104
3 -	58.800 (3)	0.367	73.95	11:09:12.904
4 -	58.433 (1)		74.42	11:10:11.337
5 -	1:00.292	1.859	72.12	11:11:11.629
6 -	58.690 (2)	0.257	74.09	11:12:10.319
7 -	3:26.190 P	2:27.757	21.09	11:15:36.509
8 -	1:16.948	18.515	56.51	11:16:53.457
9 -	1:10.172	11.739	61.97	11:18:03.629
10 -	1:07.913	9.480	64.03	11:19:11.542
11 -	1:07.588	9.155	64.33	11:20:19.130
12 -	1:06.999	8.566	64.90	11:21:26.129
13 -	1:05.091	6.658	66.80	11:22:31.220
14 -	1:06.567	8.134	65.32	11:23:37.787
15 -	1:06.261	7.828	65.62	11:24:44.048
16 -	1:05.384	6.951	66.50	11:25:49.432

P31 8 CHODOSH / CHODOSH				
LAP	LAP TIME	DIFF	MPH	TIME OF DAY
1 -	1:09.892	11.246	62.21	11:07:27.860
2 -	1:06.220	7.574	65.66	11:08:34.080
3 -	1:02.685	4.039	69.37	11:09:36.765
4 -	1:00.543	1.897	71.82	11:10:37.308
5 -	59.880	1.234	72.62	11:11:37.188
6 -	2:13.691 P	1:15.045	32.52	11:13:50.879
7 -	1:10.315	11.669	61.84	11:15:01.194
8 -	1:00.771	2.125	71.55	11:16:01.965
9 -	1:00.233	1.587	72.19	11:17:02.198
10 -	59.859	1.213	72.64	11:18:02.057
11 -	1:00.514	1.868	71.86	11:19:02.571
12 -	58.646 (1)		74.15	11:20:01.217
13 -	59.360 (2)	0.714	73.25	11:21:00.577
14 -	59.646 (3)	1.000	72.90	11:22:00.223
15 -	59.843	1.197	72.66	11:23:00.066

P32 1 Mark BOWD				
LAP	LAP TIME	DIFF	MPH	TIME OF DAY
1 -	1:14.154	14.659	58.64	11:07:10.224
2 -	1:02.744	3.249	69.30	11:08:12.968
3 -	1:03.208	3.713	68.79	11:09:16.176
4 -	1:02.097	2.602	70.02	11:10:18.273
5 -	59.756 (2)	0.261	72.77	11:11:18.029
6 -	1:03.300	3.805	68.69	11:12:21.329
7 -	1:01.617	2.122	70.57	11:13:22.946
8 -	1:00.887	1.392	71.42	11:14:23.833
9 -	59.898 (3)	0.403	72.60	11:15:23.731
10 -	59.495 (1)		73.09	11:16:23.226
11 -	1:01.414	1.919	70.80	11:17:24.640

P33 11 Larry TUCKER				
LAP	LAP TIME	DIFF	MPH	TIME OF DAY
1 -	1:08.565	8.639	63.42	11:06:52.565
2 -	1:07.051	7.125	64.85	11:07:59.616
3 -	1:03.398	3.472	68.59	11:09:03.014
4 -	1:02.938	3.012	69.09	11:10:05.952
5 -	1:05.603	5.677	66.28	11:11:11.555
6 -	1:03.007	3.081	69.01	11:12:14.562
7 -	1:00.019 (2)	0.093	72.45	11:13:14.581

Weather / Track : Bright / Dry

Brands Hatch Indy
Circuit Length = 1.2079 miles
Start: 11:05 Flag 11:25 End: 11:26

MSVR American Speedfest V

Bernie's V8s

QUALIFYING - RACE 3 - LAP ANALYSIS

DIFF = Difference To Personal Best Lap

8 -	59.926 (1)		72.56	11:14:14.507
9 -	1:00.758	0.832	71.57	11:15:15.265
10 -	1:03.363	3.437	68.63	11:16:18.628
11 -	1:00.705	0.779	71.63	11:17:19.333
12 -	1:01.014	1.088	71.27	11:18:20.347
13 -	1:01.400	1.474	70.82	11:19:21.747
14 -	1:00.350 (3)	0.424	72.05	11:20:22.097

P34 73 GREENBANK / CHAMBERS

LAP	LAP TIME	DIFF	MPH	TIME OF DAY
1 -	1:09.261	8.718	62.78	11:07:29.314
2 -	1:05.947	5.404	65.94	11:08:35.261
3 -	1:02.321	1.778	69.77	11:09:37.582
4 -	1:01.732	1.189	70.44	11:10:39.314
5 -	1:01.787	1.244	70.38	11:11:41.101
6 -	1:01.628 (3)	1.085	70.56	11:12:42.729
7 -	1:01.702	1.159	70.47	11:13:44.431
8 -	2:59.240 P	1:58.697	24.26	11:16:43.671
9 -	1:07.928	7.385	64.01	11:17:51.599
10 -	1:02.253	1.710	69.85	11:18:53.852
11 -	1:03.150	2.607	68.86	11:19:57.002
12 -	1:04.619	4.076	67.29	11:21:01.621
13 -	1:00.739 (2)	0.196	71.59	11:22:02.360
14 -	1:00.543 (1)		71.82	11:23:02.903
15 -	1:02.158	1.615	69.96	11:24:05.061
16 -	1:02.313	1.770	69.78	11:25:07.374
17 -	1:02.190	1.647	69.92	11:26:09.564

P35 77 Barry HOLMES

LAP	LAP TIME	DIFF	MPH	TIME OF DAY
1 -	1:04.277 (2)	2.808	67.65	11:09:07.664
2 -	1:01.469 (1)		70.74	11:10:09.133

P36 9 Guy SAMUELS (4TH RESERVE)

LAP	LAP TIME	DIFF	MPH	TIME OF DAY
1 -	1:18.457	16.469	55.42	11:07:58.786
2 -	1:08.464	6.476	63.51	11:09:07.250
3 -	1:04.355	2.367	67.57	11:10:11.605
4 -	1:04.776	2.788	67.13	11:11:16.381
5 -	1:04.852	2.864	67.05	11:12:21.233
6 -	1:05.588	3.600	66.30	11:13:26.821
7 -	1:04.574	2.586	67.34	11:14:31.395
8 -	1:03.186	1.198	68.82	11:15:34.581
9 -	1:03.922	1.934	68.02	11:16:38.503
10 -	1:04.613	2.625	67.30	11:17:43.116
11 -	1:04.449	2.461	67.47	11:18:47.565
12 -	1:03.678	1.690	68.29	11:19:51.243
13 -	1:02.946 (3)	0.958	69.08	11:20:54.189
14 -	1:04.378	2.390	67.54	11:21:58.567
15 -	1:01.988 (1)		70.15	11:23:00.555
16 -	1:03.372	1.384	68.62	11:24:03.927
17 -	1:05.810	3.822	66.07	11:25:09.737
18 -	1:02.660 (2)	0.672	69.40	11:26:12.397

P37 79 Jonathan UPCHURCH

LAP	LAP TIME	DIFF	MPH	TIME OF DAY
1 -	1:08.214	6.037	63.74	11:07:24.317
2 -	1:13.147	10.970	59.45	11:08:37.464
3 -	1:10.930	8.753	61.30	11:09:48.394
4 -	1:06.171	3.994	65.71	11:10:54.565
5 -	1:06.520	4.343	65.37	11:12:01.085

DIFF = Difference To Personal Best Lap

6 -	1:06.775	4.598	65.12	11:13:07.860
7 -	1:03.536	1.359	68.44	11:14:11.396
8 -	1:02.762 (3)	0.585	69.28	11:15:14.158
9 -	1:02.177 (1)		69.93	11:16:16.335
10 -	1:03.325	1.148	68.67	11:17:19.660
11 -	1:04.445	2.268	67.47	11:18:24.105
12 -	1:02.344 (2)	0.167	69.75	11:19:26.449
13 -	1:03.212	1.035	68.79	11:20:29.661
14 -	1:04.310	2.133	67.61	11:21:33.971
15 -	1:07.591	5.414	64.33	11:22:41.562
16 -	1:04.536	2.359	67.38	11:23:46.098
17 -	1:02.847	0.670	69.19	11:24:48.945
18 -	1:04.250	2.073	67.68	11:25:53.195

P38 96 Antony KNIGHT

LAP	LAP TIME	DIFF	MPH	TIME OF DAY
1 -	1:17.689	3.483	55.97	11:08:36.686
2 -	1:15.277 (2)	1.071	57.76	11:09:51.963
3 -	1:14.206 (1)		58.60	11:11:06.169
4 -	1:16.513 (3)	2.307	56.83	11:12:22.682
5 -	1:17.600	3.394	56.03	11:13:40.282

P39 75 Peter CARTER

LAP	LAP TIME	DIFF	MPH	TIME OF DAY
1 -	1:04.271		67.66	11:07:16.725


Weather / Track : Bright / Dry

Brands Hatch Indy
Circuit Length = 1.2079 miles
Start: 11:05 Flag 11:25 End: 11:26

MSVR American Speedfest V

Bernie's V8s - HEAT 1

RACE 3 - GRID (15 minutes)

ROW 17	33	1:02.177 79 Jonathan UPCHURCH	34	1:14.206 96 Antony KNIGHT
ROW 16	31	59.926 11 Larry TUCKER	32	1:00.543 73 GREENBANK / CHAMBERS
ROW 15	29	58.646 8 CHODOSH / CHODOSH	30	59.495 1 Mark BOWD
ROW 14	27	58.107 240 Geoff HANSON	28	58.433 60 BRYAN / TAYLOR
ROW 13	25	57.755 64 Andrew KNIGHT	26	57.854 7 Rikki CANN
ROW 12	23	57.525 22 BICKNELL / EVERSON	24	57.596 154 Robert FROST
ROW 11	21	57.267 84 Peter SAMUELS	22	57.285 16 James WHELAN
ROW 10	19	56.763 88 GRAY / GRAY	20	56.913 47 William SHEPHERD
ROW 9	17	56.154 99 Michael SAUNDERS	18	56.433 66 LAMBERT / LIM
ROW 8	15	55.382 41 Graham WALDEN	16	55.896 80 Mathew SMITH
ROW 7	13	55.086 95 Christopher RICHARDSON	14	55.124 157 Tony PAXMAN
ROW 6	11	55.014 19 Dave STEWART	12	55.075 91 PRIOR (2ND RESERVE)
ROW 5	9	54.143 86 PLANT / PLANT	10	54.530 54 Christopher RIDGE
ROW 4	7	53.806 186 Neil FOWLER (1ST RESERVE)	8	53.881 188 Simon CRIPPS
ROW 3	5	53.252 199 WHEELER / WHEELER	6	53.450 530 Craig DAVIES
ROW 2	3	52.696 93 Russell MCCARTHY	4	52.975 70 Stuart DABURN
ROW 1	1	52.101 193 William SMALLRIDGE	2	52.467 2 Tim DAVIS
Pole				
				

RESERVES TO START IN THE FOLLOWING ORDER - 78, 9, 101, 77, 75

Brands Hatch Indy
Circuit Length = 1.2079 miles

These results are provisional until the conclusion of any judicial and technical matters.

Clerk Of Course :		Timekeeper :	
-------------------	--	--------------	--

MSVR American Speedfest V

Bernie's V8s - HEAT 1

RACE 3 - CLASSIFICATION

POS	NO	CL	PIC NAME	ENTRY	LAPS	TIME	GAP	DIFF	MPH	BEST	ON
1	2	HM	1 Tim DAVIS	TVR Tuscan -	14	12:32.582			80.89	52.450	4
2	86	HM	2 James PLANT	Allard J2 -	14	12:42.934	10.352	10.352	79.79	53.199	8
3	193	GT	1 William SMALLRIDGE	Sunbeam Tiger -	14	12:43.609	11.027	0.675	79.72	52.339	7
4	199	HM	3 James WHEELER	MG BGT V8 -	14	12:46.964	14.382	3.355	79.37	53.434	3
5	186	HM	4 Neil FOWLER	MG BGT V8 -	14	12:47.142	14.560	0.178	79.36	53.329	9
6	70	HM	5 Stuart DABURN	TVR Tuscan -	14	12:48.665	16.083	1.523	79.20	53.628	9
7	99	HM	6 Michael SAUNDERS	Ford MK 1 Escort Mexico -	14	12:54.996	22.414	6.331	78.55	53.531	3
8	91	HM	7 Ian PRIOR	MG BGT V8 -	14	13:04.804	32.222	9.808	77.57	54.659	6
9	54	HM	8 Christopher RIDGE	TVR Tuscan -	14	13:05.424	32.842	0.620	77.51	54.763	11
10	188	HM	9 Simon CRIPPS	MG BGT V8 -	14	13:05.832	33.250	0.408	77.47	53.599	3
11	41	HM	10 Graham WALDEN	TVR Tuscan Challenge RV8 -	14	13:11.348	38.766	5.516	76.93	54.933	4
12	19	HM	11 Dave STEWART	TVR Griffith -	14	13:14.432	41.850	3.084	76.63	54.990	4
13	95	GT	2 Christopher RICHARDSON	ASCAR -	14	13:17.047	44.465	2.615	76.38	54.534	6
14	88	S	1 Robin GRAY	Pontiac Trans Am -	14	13:29.653	57.071	12.606	75.19	56.428	2
15	47	S	2 William SHEPHERD	Ford Mustang -	14	13:29.975	57.393	0.322	75.16	56.588	2
16	84	M	1 Peter SAMUELS	MGB GT V8 -	14	13:30.343	57.761	0.368	75.12	56.241	7
17	16	M	2 James WHELAN	Shelby Daytona Cobra -	13	12:46.873	1 Lap	1 Lap	73.71	57.193	9
18	8	M	3 Adam CHODOSH	Chevrolet Corvette -	13	12:52.531	1 Lap	5.658	73.17	57.584	7
19	7	M	4 Rikki CANN	Aston Martin V8 -	13	12:53.691	1 Lap	1.160	73.06	57.586	6
20	240	M	5 Geoff HANSON	Datsun 240 Z GT2 -	13	12:54.708	1 Lap	1.017	72.97	57.849	9
21	66	HM	12 Andrew LAMBERT	RAM Cobra -	13	12:59.900	1 Lap	5.192	72.48	58.228	7
22	22	M	6 Marcus BICKNELL	Ford Mustang Mach 1 -	13	13:00.118	1 Lap	0.218	72.46	58.362	7
23	154	M	7 Robert FROST	Dax Tojiero -	13	13:01.096	1 Lap	0.978	72.37	57.411	8
24	64	M	8 Andrew KNIGHT	Ford Mustang -	13	13:01.593	1 Lap	0.497	72.32	57.822	5
25	11	S	3 Larry TUCKER	Ford Shelby GT350R -	13	13:06.403	1 Lap	4.810	71.88	58.541	6
26	60	M	9 Geoff TAYLOR	TVR Griffith 200 -	13	13:17.840	1 Lap	11.437	70.85	58.029	6
27	9	M	10 Guy SAMUELS	MG BGT V8 -	13	13:25.021	1 Lap	7.181	70.22	59.511	4
28	73	M	11 David GREENBANK	Ford Mustang -	13	13:29.161	1 Lap	4.140	69.86	1:00.991	2
29	79	M	12 Jonathan UPCHURCH	MG BGT V8 -	12	13:04.932	2 Laps	1 Lap	66.48	1:01.276	3

NOT CLASSIFIED

DNF	80	S	Mathew SMITH	TVR Chimaera -	12	11:17.536	2 Laps		77.01	54.893	6
DNF	157	M	Tony PAXMAN	Ford Escort -	10	9:32.087	4 Laps	2 Laps	76.01	55.754	7
DNF	530	M	Craig DAVIES	Shelby Mustang -	9	8:29.228	5 Laps	1 Lap	76.85	53.354	3
DNF	96	GT	Antony KNIGHT	Ford Ascar -	6	6:11.127	8 Laps	3 Laps	70.30	56.845	6
DNF	1	M	Mark BOWD	Ford GT40 -	3	3:11.596	11 Laps	3 Laps	68.08	1:00.029	3

FASTEST LAP

193	GT	William SMALLRIDGE	Sunbeam Tiger -	7	52.339	83.08 mph	133.71 kph
2	HM	Tim DAVIS	TVR Tuscan -	4	52.450	82.90 mph	133.42 kph
530	M	Craig DAVIES	Shelby Mustang -	3	53.354	81.50 mph	131.16 kph
80	S	Mathew SMITH	TVR Chimaera -	6	54.893	79.21 mph	127.49 kph

Weather / Track : Bright / Dry

These results are provisional until the conclusion of any judicial and technical matters.

Brands Hatch Indy

Circuit Length = 1.2079 miles

Start: 14:45 Flag 14:58 End: 14:59

Clerk Of Course :		Timekeeper :	
-------------------	--	--------------	--

MSVR American Speedfest V

Bernie's V8s - HEAT 1

RACE 3 - LAP CHART

LAP 1 @ 14:46:50.213			LAP 2 @ 14:47:42.911			LAP 3 @ 14:48:35.370			LAP 4 @ 14:49:27.820			LAP 5 @ 14:50:22.004		
NO	BEHIND	LAP TIME	NO	BEHIND	LAP TIME	NO	BEHIND	LAP TIME	NO	BEHIND	LAP TIME	NO	BEHIND	LAP TIME
2		54.411	2		52.698	2		52.459	2		52.450	2		54.184
193	0.611	55.022	193	0.308	52.395	193	0.263	52.414	193	0.349	52.536	70	7.209	54.743
70	1.879	56.290	70	3.349	54.168	70	4.901	54.011	70	6.650	54.199	199	7.382	54.813
199	2.952	57.363	199	4.078	53.824	199	5.053	53.434	199	6.753	54.150	186	7.532	54.259
530	3.077	57.488	530	4.462	54.083	530	5.357	53.354	530	7.125	54.218	86	8.387	54.161
186	3.923	58.334	186	4.851	53.626	186	6.251	53.859	186	7.457	53.656	188	9.690	55.368
188	4.507	58.918	188	5.998	54.189	188	7.138	53.599	86	8.410	53.209	99	12.152	55.037
86	4.592	59.003	86	6.135	54.241	86	7.651	53.975	188	8.506	53.818	193	13.741	1:07.576
19	5.586	59.997	19	8.069	55.181	99	9.613	53.531	99	11.299	54.136	19	14.830	55.655
91	5.968	1:00.379	99	8.541	54.513	19	10.819	55.209	19	13.359	54.990	91	15.350	55.410
54	6.362	1:00.773	91	9.314	56.044	91	11.657	54.802	91	14.124	54.917	54	15.783	55.523
99	6.726	1:01.137	54	9.469	55.805	54	12.082	55.072	54	14.444	54.812	41	17.993	55.874
157	7.347	1:01.758	41	10.745	55.967	41	13.820	55.534	41	16.303	54.933	95	19.253	55.683
41	7.476	1:01.887	95	11.635	56.342	95	14.917	55.741	95	17.754	55.287	80	20.462	55.810
95	7.991	1:02.402	157	12.177	57.528	80	16.187	56.331	80	18.836	55.099	157	25.365	57.867
80	8.355	1:02.766	80	12.315	56.658	88	17.108	56.555	88	21.574	56.916	530	25.775	1:12.834
88	9.282	1:03.693	88	13.012	56.428	157	17.842	58.124	157	21.682	56.290	88	26.334	58.944
47	9.925	1:04.336	47	13.815	56.588	47	18.019	56.663	47	22.710	57.141	47	26.534	58.008
66	11.189	1:05.600	84	17.023	57.773	84	21.452	56.888	84	25.608	56.606	84	29.221	57.797
84	11.948	1:06.359	66	18.407	59.916	16	24.051	57.471	16	29.202	57.601	16	33.318	58.300
16	12.064	1:06.475	16	19.039	59.673	66	25.022	59.074	64	31.494	58.219	64	35.132	57.822
64	12.257	1:06.668	64	19.142	59.583	64	25.725	59.042	66	32.133	59.561	66	37.906	59.957
22	13.038	1:07.449	22	20.117	59.777	22	26.698	59.040	7	33.253	58.805	7	38.301	59.232
7	13.645	1:08.056	7	20.506	59.559	7	26.898	58.851	22	33.675	59.427	8	38.553	58.464
154	14.105	1:08.516	8	22.422	1:00.272	8	29.014	59.051	8	34.273	57.709	22	39.641	1:00.150
240	14.250	1:08.661	11	23.076	1:00.148	11	30.008	59.391	11	37.049	59.491	11	41.591	58.726
8	14.848	1:09.259	60	23.385	1:00.349	60	30.275	59.349	60	37.621	59.796	240	42.540	58.953
11	15.626	1:10.037	240	23.601	1:02.049	240	31.486	1:00.344	240	37.771	58.735	60	42.654	59.217
60	15.734	1:10.145	1	24.458	1:00.865	1	32.028	1:00.029	73	42.824	1:01.003	96	48.080	58.030
1	16.291	1:10.702	96	25.367	58.843	73	34.271	1:01.102	9	44.216	59.511	73	50.033	1:01.393
73	17.335	1:11.746	73	25.628	1:00.991	9	37.155	59.659	96	44.234	57.810	9	50.108	1:00.076
96	19.222	1:13.633	9	29.955	1:02.016	96	38.874	1:05.966	154	47.039	59.157	154	50.816	57.961
79	20.258	1:14.669	79	30.575	1:03.015	79	39.392	1:01.276	79	52.854	1:05.912			
9	20.637	1:15.048	154	33.674	1:12.267	154	40.332	59.117						

Weather / Track : Bright / Dry

Brands Hatch Indy
 Circuit Length = 1.2079 miles
 Start: 14:45 Flag 14:58 End: 14:59

MSVR American Speedfest V

Bernie's V8s - HEAT 1

RACE 3 - LAP CHART

LAP 6 @ 14:51:16.901			LAP 7 @ 14:52:11.073			LAP 8 @ 14:53:04.795			LAP 9 @ 14:53:58.704			LAP 10 @ 14:54:51.873		
NO	BEHIND	LAP TIME	NO	BEHIND	LAP TIME	NO	BEHIND	LAP TIME	NO	BEHIND	LAP TIME	NO	BEHIND	LAP TIME
2		54.897	2		54.172	2		53.722	2		53.909	2		53.169
70	6.959	54.647	154	1 Lap	58.569	154	1 Lap	57.416	240	1 Lap	58.164	7	1 Lap	58.479
199	7.130	54.645	9	1 Lap	1:00.332	86	6.787	53.199	11	1 Lap	59.763	8	1 Lap	58.083
186	7.459	54.824	73	1 Lap	1:02.025	9	1 Lap	59.746	60	1 Lap	59.194	64	1 Lap	1:00.119
79	1 Lap	1:03.814	86	7.310	53.809	199	7.973	54.215	86	6.121	53.243	66	1 Lap	59.184
86	7.673	54.183	199	7.480	54.522	186	8.477	54.306	154	1 Lap	57.411	240	1 Lap	57.849
188	9.170	54.377	186	7.893	54.606	193	9.663	53.199	199	7.672	53.608	22	1 Lap	59.719
99	11.976	54.721	70	8.398	55.611	70	9.669	54.993	186	7.897	53.329	86	6.267	53.315
193	12.019	53.175	188	9.438	54.440	73	1 Lap	1:01.828	193	8.166	52.412	11	1 Lap	58.790
19	15.025	55.092	193	10.186	52.339	99	12.973	53.867	70	9.388	53.628	199	8.175	53.672
91	15.112	54.659	99	12.828	55.024	91	19.556	55.655	99	13.537	54.473	193	8.275	53.278
54	16.102	55.216	91	17.623	56.683	19	20.164	56.144	9	1 Lap	1:01.165	186	9.164	54.436
41	18.422	55.326	19	17.742	56.889	54	20.727	56.387	73	1 Lap	1:01.546	70	10.930	54.711
95	18.890	54.534	54	18.062	56.132	95	24.266	57.016	91	20.446	54.799	60	1 Lap	1:02.492
80	20.458	54.893	79	1 Lap	1:04.787	41	24.673	57.784	19	21.330	55.075	154	1 Lap	58.085
530	24.742	53.864	41	20.611	56.361	80	24.855	56.953	54	22.182	55.364	99	14.429	54.061
157	26.346	55.878	95	20.972	56.254	530	25.221	54.302	530	26.326	55.014	91	22.060	54.783
88	28.483	57.046	80	21.624	55.338	188	28.396	1:12.680	41	26.627	55.863	9	1 Lap	1:00.830
47	29.210	57.573	530	24.641	54.071	157	30.093	55.887	80	27.545	56.599	19	23.449	55.288
84	31.092	56.768	157	27.928	55.754	79	1 Lap	1:05.832	188	28.776	54.289	54	24.172	55.159
16	36.101	57.680	88	31.032	56.721	88	34.402	57.092	95	29.600	59.243	73	1 Lap	1:01.535
64	39.345	59.110	47	31.913	56.875	47	34.997	56.806	157	32.780	56.596	41	29.470	56.012
7	40.990	57.586	84	33.161	56.241	84	36.135	56.696	88	37.801	57.308	80	29.691	55.315
8	41.596	57.940	16	39.749	57.820	16	43.856	57.829	47	38.497	57.409	188	30.003	54.396
66	43.309	1:00.300	64	44.401	59.228	7	48.830	57.872	84	39.515	57.289	95	32.064	55.633
22	44.455	59.711	7	44.680	57.862	8	49.602	58.316	79	1 Lap	1:04.607	157	36.016	56.405
11	45.235	58.541	8	45.008	57.584	64	51.274	1:00.595	16	47.140	57.193	88	42.986	58.354
60	45.786	58.029	66	47.365	58.228	66	52.216	58.573				47	43.649	58.321
240	45.887	58.244	22	48.645	58.362	22	53.617	58.694				84	44.255	57.909
96	50.028	56.845	11	49.806	58.743							79	1 Lap	1:03.888
			240	50.262	58.547							16	52.287	58.316
			60	50.802	59.188									

Weather / Track : Bright / Dry

MSVR American Speedfest V

Bernie's V8s - HEAT 1

RACE 3 - LAP CHART

LAP 11 @ 14:55:46.228			LAP 12 @ 14:56:39.682			LAP 13 @ 14:57:33.548			LAP 14 @ 14:58:28.384		
NO	BEHIND	LAP TIME	NO	BEHIND	LAP TIME	NO	BEHIND	LAP TIME	NO	BEHIND	LAP TIME
2		54.355	2		53.454	2		53.866	2		54.836
7	1 Lap	58.555	16	1 Lap	59.479	16	1 Lap	58.855	86	10.352	53.330
8	1 Lap	58.503	79	2 Laps	1:04.310	86	11.858	55.017	193	11.027	53.300
66	1 Lap	58.849	8	1 Lap	58.299	193	12.563	55.502	16	1 Lap	1:00.181
86	8.855	56.943	7	1 Lap	59.179	199	12.748	55.433	199	14.382	56.470
193	9.028	55.108	86	10.707	55.306	186	13.119	55.547	186	14.560	56.277
199	9.395	55.575	193	10.927	55.353	8	1 Lap	59.502	70	16.083	55.015
186	9.507	54.698	199	11.181	55.240	70	15.904	54.586	8	1 Lap	59.549
240	1 Lap	58.761	186	11.438	55.385	7	1 Lap	1:00.329	7	1 Lap	59.326
64	1 Lap	1:02.183	240	1 Lap	58.221	240	1 Lap	58.151	240	1 Lap	58.029
22	1 Lap	1:00.429	70	15.184	56.183	79	2 Laps	1:06.170	99	22.414	56.399
70	12.455	55.880	66	1 Lap	1:00.839	99	20.851	56.509	66	1 Lap	1:00.411
11	1 Lap	1:00.257	22	1 Lap	59.264	66	1 Lap	59.408	22	1 Lap	59.120
60	1 Lap	58.173	99	18.208	55.829	22	1 Lap	58.976	154	1 Lap	58.140
154	1 Lap	57.703	64	1 Lap	1:00.007	64	1 Lap	58.913	64	1 Lap	1:00.104
99	15.833	55.759	11	1 Lap	1:00.098	154	1 Lap	58.047	91	32.222	59.429
91	22.705	55.000	154	1 Lap	58.707	11	1 Lap	1:01.003	79	2 Laps	1:06.652
19	24.191	55.097	91	24.691	55.440	91	27.629	56.804	54	32.842	59.629
54	24.580	54.763	54	26.488	55.362	54	28.049	55.427	188	33.250	56.371
9	1 Lap	1:01.217	19	27.875	57.138	188	31.715	54.270	11	1 Lap	1:01.415
188	30.135	54.487	60	1 Lap	1:08.127	19	33.070	59.061	41	38.766	58.563
41	30.617	55.502	188	31.311	54.630	41	35.039	55.553	19	41.850	1:03.616
80	30.920	55.584	41	33.352	56.189	60	1 Lap	1:01.756	95	44.465	1:00.704
95	33.916	56.207	80	33.656	56.190	95	38.597	56.333	60	1 Lap	1:02.025
73	1 Lap	1:02.018	95	36.130	55.668	9	1 Lap	1:02.651	9	1 Lap	1:00.985
88	45.459	56.828	9	1 Lap	1:01.785	73	1 Lap	1:01.572	73	1 Lap	1:01.206
47	46.406	57.112	73	1 Lap	1:01.196	88	53.102	57.603	88	57.071	58.805
84	47.158	57.258	88	49.365	57.360	47	53.534	57.478	47	57.393	58.695
			47	49.922	56.970	84	54.235	57.262	84	57.761	58.362
			84	50.839	57.135						

Weather / Track : Bright / Dry

MSVR American Speedfest V

Bernie's V8s - HEAT 1

RACE 3 - LAP ANALYSIS

DIFF = Difference To Personal Best Lap

P1 2 Tim DAVIS				
LAP	LAP TIME	DIFF	MPH	TIME OF DAY
1 -	54.411	1.961	79.92	14:46:50.213
2 -	52.698 (3)	0.248	82.51	14:47:42.911
3 -	52.459 (2)	0.009	82.89	14:48:35.370
4 -	52.450 (1)		82.90	14:49:27.820
5 -	54.184	1.734	80.25	14:50:22.004
6 -	54.897	2.447	79.21	14:51:16.901
7 -	54.172	1.722	80.27	14:52:11.073
8 -	53.722	1.272	80.94	14:53:04.795
9 -	53.909	1.459	80.66	14:53:58.704
10 -	53.169	0.719	81.78	14:54:51.873
11 -	54.355	1.905	80.00	14:55:46.228
12 -	53.454	1.004	81.35	14:56:39.682
13 -	53.866	1.416	80.73	14:57:33.548
14 -	54.836	2.386	79.30	14:58:28.384

P2 86 James PLANT				
LAP	LAP TIME	DIFF	MPH	TIME OF DAY
1 -	59.003	5.804	73.70	14:46:54.805
2 -	54.241	1.042	80.17	14:47:49.046
3 -	53.975	0.776	80.56	14:48:43.021
4 -	53.209 (2)	0.010	81.72	14:49:36.230
5 -	54.161	0.962	80.29	14:50:30.391
6 -	54.183	0.984	80.25	14:51:24.574
7 -	53.809	0.610	80.81	14:52:18.383
8 -	53.199 (1)		81.74	14:53:11.582
9 -	53.243 (3)	0.044	81.67	14:54:04.825
10 -	53.315	0.116	81.56	14:54:58.140
11 -	56.943	3.744	76.36	14:55:55.083
12 -	55.306	2.107	78.62	14:56:50.389
13 -	55.017	1.818	79.04	14:57:45.406
14 -	53.330	0.131	81.54	14:58:38.736

P3 193 William SMALLRIDGE				
LAP	LAP TIME	DIFF	MPH	TIME OF DAY
1 -	55.022	2.683	79.03	14:46:50.824
2 -	52.395 (2)	0.056	82.99	14:47:43.219
3 -	52.414	0.075	82.96	14:48:35.633
4 -	52.536	0.197	82.77	14:49:28.169
5 -	1:07.576	15.237	64.35	14:50:35.745
6 -	53.175	0.836	81.77	14:51:28.920
7 -	52.339 (1)		83.08	14:52:21.259
8 -	53.199	0.860	81.74	14:53:14.458
9 -	52.412 (3)	0.073	82.96	14:54:06.870
10 -	53.278	0.939	81.62	14:55:00.148
11 -	55.108	2.769	78.91	14:55:55.256
12 -	55.353	3.014	78.56	14:56:50.609
13 -	55.502	3.163	78.35	14:57:46.111
14 -	53.300	0.961	81.58	14:58:39.411

P4 199 James WHEELER				
LAP	LAP TIME	DIFF	MPH	TIME OF DAY
1 -	57.363	3.929	75.80	14:46:53.165
2 -	53.824	0.390	80.79	14:47:46.989
3 -	53.434 (1)		81.38	14:48:40.423
4 -	54.150	0.716	80.30	14:49:34.573
5 -	54.813	1.379	79.33	14:50:29.386
6 -	54.645	1.211	79.57	14:51:24.031
7 -	54.522	1.088	79.75	14:52:18.553
8 -	54.215	0.781	80.21	14:53:12.768

DIFF = Difference To Personal Best Lap

9 -	53.608 (2)	0.174	81.11	14:54:06.376
10 -	53.672 (3)	0.238	81.02	14:55:00.048
11 -	55.575	2.141	78.24	14:55:55.623
12 -	55.240	1.806	78.72	14:56:50.863
13 -	55.433	1.999	78.44	14:57:46.296
14 -	56.470	3.036	77.00	14:58:42.766

P5 186 Neil FOWLER				
LAP	LAP TIME	DIFF	MPH	TIME OF DAY
1 -	58.334	5.005	74.54	14:46:54.136
2 -	53.626 (2)	0.297	81.09	14:47:47.762
3 -	53.859	0.530	80.74	14:48:41.621
4 -	53.656 (3)	0.327	81.04	14:49:35.277
5 -	54.259	0.930	80.14	14:50:29.536
6 -	54.824	1.495	79.31	14:51:24.360
7 -	54.606	1.277	79.63	14:52:18.966
8 -	54.306	0.977	80.07	14:53:13.272
9 -	53.329 (1)		81.54	14:54:06.601
10 -	54.436	1.107	79.88	14:55:01.037
11 -	54.698	1.369	79.50	14:55:55.735
12 -	55.385	2.056	78.51	14:56:51.120
13 -	55.547	2.218	78.28	14:57:46.667
14 -	56.277	2.948	77.27	14:58:42.944

P6 70 Stuart DABURN				
LAP	LAP TIME	DIFF	MPH	TIME OF DAY
1 -	56.290	2.662	77.25	14:46:52.092
2 -	54.168 (3)	0.540	80.27	14:47:46.260
3 -	54.011 (2)	0.383	80.51	14:48:40.271
4 -	54.199	0.571	80.23	14:49:34.470
5 -	54.743	1.115	79.43	14:50:29.213
6 -	54.647	1.019	79.57	14:51:23.860
7 -	55.611	1.983	78.19	14:52:19.471
8 -	54.993	1.365	79.07	14:53:14.464
9 -	53.628 (1)		81.08	14:54:08.092
10 -	54.711	1.083	79.48	14:55:02.803
11 -	55.880	2.252	77.82	14:55:58.683
12 -	56.183	2.555	77.40	14:56:54.866
13 -	54.586	0.958	79.66	14:57:49.452
14 -	55.015	1.387	79.04	14:58:44.467

P7 99 Michael SAUNDERS				
LAP	LAP TIME	DIFF	MPH	TIME OF DAY
1 -	1:01.137	7.606	71.12	14:46:56.939
2 -	54.513	0.982	79.77	14:47:51.452
3 -	53.531 (1)		81.23	14:48:44.983
4 -	54.136	0.605	80.32	14:49:39.119
5 -	55.037	1.506	79.01	14:50:34.156
6 -	54.721	1.190	79.46	14:51:28.877
7 -	55.024	1.493	79.03	14:52:23.901
8 -	53.867 (2)	0.336	80.72	14:53:17.768
9 -	54.473	0.942	79.83	14:54:12.241
10 -	54.061 (3)	0.530	80.43	14:55:06.302
11 -	55.759	2.228	77.98	14:56:02.061
12 -	55.829	2.298	77.89	14:56:57.890
13 -	56.509	2.978	76.95	14:57:54.399
14 -	56.399	2.868	77.10	14:58:50.798

P8 91 Ian PRIOR				
LAP	LAP TIME	DIFF	MPH	TIME OF DAY
1 -	1:00.379	5.720	72.02	14:46:56.181

Weather / Track : Bright / Dry

Brands Hatch Indy
Circuit Length = 1.2079 miles
Start: 14:45 Flag 14:58 End: 14:59

MSVR American Speedfest V

Bernie's V8s - HEAT 1

RACE 3 - LAP ANALYSIS

DIFF = Difference To Personal Best Lap

2 -	56.044	1.385	77.59	14:47:52.225
3 -	54.802	0.143	79.35	14:48:47.027
4 -	54.917	0.258	79.18	14:49:41.944
5 -	55.410	0.751	78.48	14:50:37.354
6 -	54.659 (1)		79.55	14:51:32.013
7 -	56.683	2.024	76.71	14:52:28.696
8 -	55.655	0.996	78.13	14:53:24.351
9 -	54.799 (3)	0.140	79.35	14:54:19.150
10 -	54.783 (2)	0.124	79.37	14:55:13.933
11 -	55.000	0.341	79.06	14:56:08.933
12 -	55.440	0.781	78.43	14:57:04.373
13 -	56.804	2.145	76.55	14:58:01.177
14 -	59.429	4.770	73.17	14:59:00.606

P9 54 Christopher RIDGE

LAP	LAP TIME	DIFF	MPH	TIME OF DAY
1 -	1:00.773	6.010	71.55	14:46:56.575
2 -	55.805	1.042	77.92	14:47:52.380
3 -	55.072 (3)	0.309	78.96	14:48:47.452
4 -	54.812 (2)	0.049	79.33	14:49:42.264
5 -	55.523	0.760	78.32	14:50:37.787
6 -	55.216	0.453	78.75	14:51:33.003
7 -	56.132	1.369	77.47	14:52:29.135
8 -	56.387	1.624	77.12	14:53:25.522
9 -	55.364	0.601	78.54	14:54:20.886
10 -	55.159	0.396	78.83	14:55:16.045
11 -	54.763 (1)		79.40	14:56:10.808
12 -	55.362	0.599	78.54	14:57:06.170
13 -	55.427	0.664	78.45	14:58:01.597
14 -	59.629	4.866	72.92	14:59:01.226

P10 188 Simon CRIPPS

LAP	LAP TIME	DIFF	MPH	TIME OF DAY
1 -	58.918	5.319	73.80	14:46:54.720
2 -	54.189 (3)	0.590	80.24	14:47:48.909
3 -	53.599 (1)		81.13	14:48:42.508
4 -	53.818 (2)	0.219	80.80	14:49:36.326
5 -	55.368	1.769	78.54	14:50:31.694
6 -	54.377	0.778	79.97	14:51:26.071
7 -	54.440	0.841	79.87	14:52:20.511
8 -	1:12.680	19.081	59.83	14:53:33.191
9 -	54.289	0.690	80.10	14:54:27.480
10 -	54.396	0.797	79.94	14:55:21.876
11 -	54.487	0.888	79.80	14:56:16.363
12 -	54.630	1.031	79.60	14:57:10.993
13 -	54.270	0.671	80.12	14:58:05.263
14 -	56.371	2.772	77.14	14:59:01.634

P11 41 Graham WALDEN

LAP	LAP TIME	DIFF	MPH	TIME OF DAY
1 -	1:01.887	6.954	70.26	14:46:57.689
2 -	55.967	1.034	77.69	14:47:53.656
3 -	55.534	0.601	78.30	14:48:49.190
4 -	54.933 (1)		79.16	14:49:44.123
5 -	55.874	0.941	77.82	14:50:39.997
6 -	55.326 (2)	0.393	78.59	14:51:35.323
7 -	56.361	1.428	77.15	14:52:31.684
8 -	57.784	2.851	75.25	14:53:29.468
9 -	55.863	0.930	77.84	14:54:25.331
10 -	56.012	1.079	77.63	14:55:21.343
11 -	55.502 (3)	0.569	78.35	14:56:16.845
12 -	56.189	1.256	77.39	14:57:13.034

DIFF = Difference To Personal Best Lap

13 -	55.553	0.620	78.27	14:58:08.587
14 -	58.563	3.630	74.25	14:59:07.150

P12 19 Dave STEWART

LAP	LAP TIME	DIFF	MPH	TIME OF DAY
1 -	59.997	5.007	72.47	14:46:55.799
2 -	55.181	0.191	78.80	14:47:50.980
3 -	55.209	0.219	78.76	14:48:46.189
4 -	54.990 (1)		79.07	14:49:41.179
5 -	55.655	0.665	78.13	14:50:36.834
6 -	55.092 (3)	0.102	78.93	14:51:31.926
7 -	56.889	1.899	76.44	14:52:28.815
8 -	56.144	1.154	77.45	14:53:24.959
9 -	55.075 (2)	0.085	78.95	14:54:20.034
10 -	55.288	0.298	78.65	14:55:15.322
11 -	55.097	0.107	78.92	14:56:10.419
12 -	57.138	2.148	76.10	14:57:07.557
13 -	59.061	4.071	73.62	14:58:06.618
14 -	1:03.616	8.626	68.35	14:59:10.234

P13 95 Christopher RICHARDSON

LAP	LAP TIME	DIFF	MPH	TIME OF DAY
1 -	1:02.402	7.868	69.68	14:46:58.204
2 -	56.342	1.808	77.18	14:47:54.546
3 -	55.741	1.207	78.01	14:48:50.287
4 -	55.287 (2)	0.753	78.65	14:49:45.574
5 -	55.683	1.149	78.09	14:50:41.257
6 -	54.534 (1)		79.74	14:51:35.791
7 -	56.254	1.720	77.30	14:52:32.045
8 -	57.016	2.482	76.26	14:53:29.061
9 -	59.243	4.709	73.40	14:54:28.304
10 -	55.633 (3)	1.099	78.16	14:55:23.937
11 -	56.207	1.673	77.36	14:56:20.144
12 -	55.668	1.134	78.11	14:57:15.812
13 -	56.333	1.799	77.19	14:58:12.145
14 -	1:00.704	6.170	71.63	14:59:12.849

P14 88 Robin GRAY

LAP	LAP TIME	DIFF	MPH	TIME OF DAY
1 -	1:03.693	7.265	68.27	14:46:59.495
2 -	56.428 (1)		77.06	14:47:55.923
3 -	56.555 (2)	0.127	76.89	14:48:52.478
4 -	56.916	0.488	76.40	14:49:49.394
5 -	58.944	2.516	73.77	14:50:48.338
6 -	57.046	0.618	76.22	14:51:45.384
7 -	56.721 (3)	0.293	76.66	14:52:42.105
8 -	57.092	0.664	76.16	14:53:39.197
9 -	57.308	0.880	75.88	14:54:36.505
10 -	58.354	1.926	74.52	14:55:34.859
11 -	56.828	0.400	76.52	14:56:31.687
12 -	57.360	0.932	75.81	14:57:29.047
13 -	57.603	1.175	75.49	14:58:26.650
14 -	58.805	2.377	73.94	14:59:25.455

P15 47 William SHEPHERD

LAP	LAP TIME	DIFF	MPH	TIME OF DAY
1 -	1:04.336	7.748	67.59	14:47:00.138
2 -	56.588 (1)		76.84	14:47:56.726
3 -	56.663 (2)	0.075	76.74	14:48:53.389
4 -	57.141	0.553	76.10	14:49:50.530
5 -	58.008	1.420	74.96	14:50:48.538

Weather / Track : Bright / Dry

Brands Hatch Indy
Circuit Length = 1.2079 miles
Start: 14:45 Flag 14:58 End: 14:59

MSVR American Speedfest V

Bernie's V8s - HEAT 1

RACE 3 - LAP ANALYSIS

DIFF = Difference To Personal Best Lap

6 -	57.573	0.985	75.53	14:51:46.111
7 -	56.875	0.287	76.45	14:52:42.986
8 -	56.806 (3)	0.218	76.55	14:53:39.792
9 -	57.409	0.821	75.74	14:54:37.201
10 -	58.321	1.733	74.56	14:55:35.522
11 -	57.112	0.524	76.14	14:56:32.634
12 -	56.970	0.382	76.33	14:57:29.604
13 -	57.478	0.890	75.65	14:58:27.082
14 -	58.695	2.107	74.08	14:59:25.777

P16 84 Peter SAMUELS

LAP	LAP TIME	DIFF	MPH	TIME OF DAY
1 -	1:06.359	10.118	65.53	14:47:02.161
2 -	57.773	1.532	75.27	14:47:59.934
3 -	56.888	0.647	76.44	14:48:56.822
4 -	56.606 (2)	0.365	76.82	14:49:53.428
5 -	57.797	1.556	75.23	14:50:51.225
6 -	56.768	0.527	76.60	14:51:47.993
7 -	56.241 (1)		77.32	14:52:44.234
8 -	56.696 (3)	0.455	76.70	14:53:40.930
9 -	57.289	1.048	75.90	14:54:38.219
10 -	57.909	1.668	75.09	14:55:36.128
11 -	57.258	1.017	75.94	14:56:33.386
12 -	57.135	0.894	76.11	14:57:30.521
13 -	57.262	1.021	75.94	14:58:27.783
14 -	58.362	2.121	74.51	14:59:26.145

P17 16 James WHELAN

LAP	LAP TIME	DIFF	MPH	TIME OF DAY
1 -	1:06.475	9.282	65.41	14:47:02.277
2 -	59.673	2.480	72.87	14:48:01.950
3 -	57.471 (2)	0.278	75.66	14:48:59.421
4 -	57.601 (3)	0.408	75.49	14:49:57.022
5 -	58.300	1.107	74.59	14:50:55.322
6 -	57.680	0.487	75.39	14:51:53.002
7 -	57.820	0.627	75.20	14:52:50.822
8 -	57.829	0.636	75.19	14:53:48.651
9 -	57.193 (1)		76.03	14:54:45.844
10 -	58.316	1.123	74.56	14:55:44.160
11 -	59.479	2.286	73.11	14:56:43.639
12 -	58.855	1.662	73.88	14:57:42.494
13 -	1:00.181	2.988	72.25	14:58:42.675

P18 8 Adam CHODOSH

LAP	LAP TIME	DIFF	MPH	TIME OF DAY
1 -	1:09.259	11.675	62.78	14:47:05.061
2 -	1:00.272	2.688	72.14	14:48:05.333
3 -	59.051	1.467	73.64	14:49:04.384
4 -	57.709 (2)	0.125	75.35	14:50:02.093
5 -	58.464	0.880	74.38	14:51:00.557
6 -	57.940 (3)	0.356	75.05	14:51:58.497
7 -	57.584 (1)		75.51	14:52:56.081
8 -	58.316	0.732	74.56	14:53:54.397
9 -	58.083	0.499	74.86	14:54:52.480
10 -	58.503	0.919	74.33	14:55:50.983
11 -	58.299	0.715	74.59	14:56:49.282
12 -	59.502	1.918	73.08	14:57:48.784
13 -	59.549	1.965	73.02	14:58:48.333

DIFF = Difference To Personal Best Lap

P19 7 Rikki CANN				
LAP	LAP TIME	DIFF	MPH	TIME OF DAY
1 -	1:08.056	10.470	63.89	14:47:03.858
2 -	59.559	1.973	73.01	14:48:03.417
3 -	58.851	1.265	73.89	14:49:02.268
4 -	58.805	1.219	73.94	14:50:01.073
5 -	59.232	1.646	73.41	14:51:00.305
6 -	57.586 (1)		75.51	14:51:57.891
7 -	57.862 (2)	0.276	75.15	14:52:55.753
8 -	57.872 (3)	0.286	75.14	14:53:53.625
9 -	58.479	0.893	74.36	14:54:52.104
10 -	58.555	0.969	74.26	14:55:50.659
11 -	59.179	1.593	73.48	14:56:49.838
12 -	1:00.329	2.743	72.08	14:57:50.167
13 -	59.326	1.740	73.30	14:58:49.493

P20 240 Geoff HANSON

LAP	LAP TIME	DIFF	MPH	TIME OF DAY
1 -	1:08.661	10.812	63.33	14:47:04.463
2 -	1:02.049	4.200	70.08	14:48:06.512
3 -	1:00.344	2.495	72.06	14:49:06.856
4 -	58.735	0.886	74.03	14:50:05.591
5 -	58.953	1.104	73.76	14:51:04.544
6 -	58.244	0.395	74.66	14:52:02.788
7 -	58.547	0.698	74.27	14:53:01.335
8 -	58.164	0.315	74.76	14:53:59.499
9 -	57.849 (1)		75.17	14:54:57.348
10 -	58.761	0.912	74.00	14:55:56.109
11 -	58.221	0.372	74.69	14:56:54.330
12 -	58.151 (3)	0.302	74.78	14:57:52.481
13 -	58.029 (2)	0.180	74.93	14:58:50.510

P21 66 Andrew LAMBERT

LAP	LAP TIME	DIFF	MPH	TIME OF DAY
1 -	1:05.600	7.372	66.28	14:47:01.402
2 -	59.916	1.688	72.57	14:48:01.318
3 -	59.074	0.846	73.61	14:49:00.392
4 -	59.561	1.333	73.01	14:49:59.953
5 -	59.957	1.729	72.52	14:50:59.910
6 -	1:00.300	2.072	72.11	14:52:00.210
7 -	58.228 (1)		74.68	14:52:58.438
8 -	58.573 (2)	0.345	74.24	14:53:57.011
9 -	59.184	0.956	73.47	14:54:56.195
10 -	58.849 (3)	0.621	73.89	14:55:55.044
11 -	1:00.839	2.611	71.47	14:56:55.883
12 -	59.408	1.180	73.19	14:57:55.291
13 -	1:00.411	2.183	71.98	14:58:55.702

P22 22 Marcus BICKNELL

LAP	LAP TIME	DIFF	MPH	TIME OF DAY
1 -	1:07.449	9.087	64.47	14:47:03.251
2 -	59.777	1.415	72.74	14:48:03.028
3 -	59.040	0.678	73.65	14:49:02.068
4 -	59.427	1.065	73.17	14:50:01.495
5 -	1:00.150	1.788	72.29	14:51:01.645
6 -	59.711	1.349	72.82	14:52:01.356
7 -	58.362 (1)		74.51	14:52:59.718
8 -	58.694 (2)	0.332	74.08	14:53:58.412
9 -	59.719	1.357	72.81	14:54:58.131
10 -	1:00.429	2.067	71.96	14:55:58.560
11 -	59.264	0.902	73.37	14:56:57.824

Brands Hatch Indy

Circuit Length = 1.2079 miles

Start: 14:45 Flag 14:58 End: 14:59

Weather / Track : Bright / Dry

MSVR American Speedfest V

Bernie's V8s - HEAT 1

RACE 3 - LAP ANALYSIS

DIFF = Difference To Personal Best Lap

12 -	58.976 (3)	0.614	73.73	14:57:56.800
13 -	59.120	0.758	73.55	14:58:55.920

P23 154 Robert FROST

LAP	LAP TIME	DIFF	MPH	TIME OF DAY
1 -	1:08.516	11.105	63.46	14:47:04.318
2 -	1:12.267	14.856	60.17	14:48:16.585
3 -	59.117	1.706	73.55	14:49:15.702
4 -	59.157	1.746	73.50	14:50:14.859
5 -	57.961	0.550	75.02	14:51:12.820
6 -	58.569	1.158	74.24	14:52:11.389
7 -	57.416 (2)	0.005	75.73	14:53:08.805
8 -	57.411 (1)		75.74	14:54:06.216
9 -	58.085	0.674	74.86	14:55:04.301
10 -	57.703 (3)	0.292	75.36	14:56:02.004
11 -	58.707	1.296	74.07	14:57:00.711
12 -	58.047	0.636	74.91	14:57:58.758
13 -	58.140	0.729	74.79	14:58:56.898

P24 64 Andrew KNIGHT

LAP	LAP TIME	DIFF	MPH	TIME OF DAY
1 -	1:06.668	8.846	65.22	14:47:02.470
2 -	59.583	1.761	72.98	14:48:02.053
3 -	59.042	1.220	73.65	14:49:01.095
4 -	58.219 (2)	0.397	74.69	14:49:59.314
5 -	57.822 (1)		75.20	14:50:57.136
6 -	59.110	1.288	73.56	14:51:56.246
7 -	59.228	1.406	73.42	14:52:55.474
8 -	1:00.595	2.773	71.76	14:53:56.069
9 -	1:00.119	2.297	72.33	14:54:56.188
10 -	1:02.183	4.361	69.93	14:55:58.371
11 -	1:00.007	2.185	72.46	14:56:58.378
12 -	58.913 (3)	1.091	73.81	14:57:57.291
13 -	1:00.104	2.282	72.35	14:58:57.395

P25 11 Larry TUCKER

LAP	LAP TIME	DIFF	MPH	TIME OF DAY
1 -	1:10.037	11.496	62.08	14:47:05.839
2 -	1:00.148	1.607	72.29	14:48:05.987
3 -	59.391	0.850	73.21	14:49:05.378
4 -	59.491	0.950	73.09	14:50:04.869
5 -	58.726 (2)	0.185	74.04	14:51:03.595
6 -	58.541 (1)		74.28	14:52:02.136
7 -	58.743 (3)	0.202	74.02	14:53:00.879
8 -	59.763	1.222	72.76	14:54:00.642
9 -	58.790	0.249	73.96	14:54:59.432
10 -	1:00.257	1.716	72.16	14:55:59.689
11 -	1:00.098	1.557	72.35	14:56:59.787
12 -	1:01.003	2.462	71.28	14:58:00.790
13 -	1:01.415	2.874	70.80	14:59:02.205

P26 60 Geoff TAYLOR

LAP	LAP TIME	DIFF	MPH	TIME OF DAY
1 -	1:10.145	12.116	61.99	14:47:05.947
2 -	1:00.349	2.320	72.05	14:48:06.296
3 -	59.349	1.320	73.27	14:49:05.645
4 -	59.796	1.767	72.72	14:50:05.441
5 -	59.217	1.188	73.43	14:51:04.658
6 -	58.029 (1)		74.93	14:52:02.687
7 -	59.188 (3)	1.159	73.47	14:53:01.875
8 -	59.194	1.165	73.46	14:54:01.069

DIFF = Difference To Personal Best Lap

9 -	1:02.492	4.463	69.58	14:55:03.561
10 -	58.173 (2)	0.144	74.75	14:56:01.734
11 -	1:08.127	10.098	63.83	14:57:09.861
12 -	1:01.756	3.727	70.41	14:58:11.617
13 -	1:02.025	3.996	70.11	14:59:13.642

P27 9 Guy SAMUELS

LAP	LAP TIME	DIFF	MPH	TIME OF DAY
1 -	1:15.048	15.537	57.94	14:47:10.850
2 -	1:02.016	2.505	70.12	14:48:12.866
3 -	59.659 (2)	0.148	72.89	14:49:12.525
4 -	59.511 (1)		73.07	14:50:12.036
5 -	1:00.076	0.565	72.38	14:51:12.112
6 -	1:00.332	0.821	72.07	14:52:12.444
7 -	59.746 (3)	0.235	72.78	14:53:12.190
8 -	1:01.165	1.654	71.09	14:54:13.355
9 -	1:00.830	1.319	71.48	14:55:14.185
10 -	1:01.217	1.706	71.03	14:56:15.402
11 -	1:01.785	2.274	70.38	14:57:17.187
12 -	1:02.651	3.140	69.40	14:58:19.838
13 -	1:00.985	1.474	71.30	14:59:20.823

P28 73 David GREENBANK

LAP	LAP TIME	DIFF	MPH	TIME OF DAY
1 -	1:11.746	10.755	60.61	14:47:07.548
2 -	1:00.991 (1)		71.29	14:48:08.539
3 -	1:01.102 (3)	0.111	71.16	14:49:09.641
4 -	1:01.003 (2)	0.012	71.28	14:50:10.644
5 -	1:01.393	0.402	70.83	14:51:12.037
6 -	1:02.025	1.034	70.11	14:52:14.062
7 -	1:01.828	0.837	70.33	14:53:15.890
8 -	1:01.546	0.555	70.65	14:54:17.436
9 -	1:01.535	0.544	70.66	14:55:18.971
10 -	1:02.018	1.027	70.11	14:56:20.989
11 -	1:01.196	0.205	71.06	14:57:22.185
12 -	1:01.572	0.581	70.62	14:58:23.757
13 -	1:01.206	0.215	71.04	14:59:24.963

P29 79 Jonathan UPCHURCH

LAP	LAP TIME	DIFF	MPH	TIME OF DAY
1 -	1:14.669	13.393	58.23	14:47:10.471
2 -	1:03.015 (2)	1.739	69.00	14:48:13.486
3 -	1:01.276 (1)		70.96	14:49:14.762
4 -	1:05.912	4.636	65.97	14:50:20.674
5 -	1:03.814 (3)	2.538	68.14	14:51:24.488
6 -	1:04.787	3.511	67.12	14:52:29.275
7 -	1:05.832	4.556	66.05	14:53:35.107
8 -	1:04.607	3.331	67.30	14:54:39.714
9 -	1:03.888	2.612	68.06	14:55:43.602
10 -	1:04.310	3.034	67.61	14:56:47.912
11 -	1:06.170	4.894	65.71	14:57:54.082
12 -	1:06.652	5.376	65.24	14:59:00.734

P30 80 Mathew SMITH

LAP	LAP TIME	DIFF	MPH	TIME OF DAY
1 -	1:02.766	7.873	69.28	14:46:58.568
2 -	56.658	1.765	76.75	14:47:55.226
3 -	56.331	1.438	77.19	14:48:51.557
4 -	55.099 (2)	0.206	78.92	14:49:46.656
5 -	55.810	0.917	77.91	14:50:42.466
6 -	54.893 (1)		79.21	14:51:37.359

Weather / Track : Bright / Dry

Brands Hatch Indy
Circuit Length = 1.2079 miles
Start: 14:45 Flag 14:58 End: 14:59

MSVR American Speedfest V

Bernie's V8s - HEAT 1

RACE 3 - LAP ANALYSIS

DIFF = Difference To Personal Best Lap

7 -	55.338	0.445	78.58	14:52:32.697
8 -	56.953	2.060	76.35	14:53:29.650
9 -	56.599	1.706	76.83	14:54:26.249
10 -	55.315 (3)	0.422	78.61	14:55:21.564
11 -	55.584	0.691	78.23	14:56:17.148
12 -	56.190	1.297	77.39	14:57:13.338

P31 157 Tony PAXMAN

LAP	LAP TIME	DIFF	MPH	TIME OF DAY
1 -	1:01.758	6.004	70.41	14:46:57.560
2 -	57.528	1.774	75.59	14:47:55.088
3 -	58.124	2.370	74.81	14:48:53.212
4 -	56.290	0.536	77.25	14:49:49.502
5 -	57.867	2.113	75.14	14:50:47.369
6 -	55.878 (2)	0.124	77.82	14:51:43.247
7 -	55.754 (1)		77.99	14:52:39.001
8 -	55.887 (3)	0.133	77.81	14:53:34.888
9 -	56.596	0.842	76.83	14:54:31.484
10 -	56.405	0.651	77.09	14:55:27.889

P32 530 Craig DAVIES

LAP	LAP TIME	DIFF	MPH	TIME OF DAY
1 -	57.488	4.134	75.64	14:46:53.290
2 -	54.083	0.729	80.40	14:47:47.373
3 -	53.354 (1)		81.50	14:48:40.727
4 -	54.218	0.864	80.20	14:49:34.945
5 -	1:12.834	19.480	59.70	14:50:47.779
6 -	53.864 (2)	0.510	80.73	14:51:41.643
7 -	54.071 (3)	0.717	80.42	14:52:35.714
8 -	54.302	0.948	80.08	14:53:30.016
9 -	55.014	1.660	79.04	14:54:25.030

P33 96 Antony KNIGHT

LAP	LAP TIME	DIFF	MPH	TIME OF DAY
1 -	1:13.633	16.788	59.05	14:47:09.435
2 -	58.843	1.998	73.90	14:48:08.278
3 -	1:05.966	9.121	65.92	14:49:14.244
4 -	57.810 (2)	0.965	75.22	14:50:12.054
5 -	58.030 (3)	1.185	74.93	14:51:10.084
6 -	56.845 (1)		76.49	14:52:06.929

P34 1 Mark BOWD

LAP	LAP TIME	DIFF	MPH	TIME OF DAY
1 -	1:10.702 (3)	10.673	61.50	14:47:06.504
2 -	1:00.865 (2)	0.836	71.44	14:48:07.369
3 -	1:00.029 (1)		72.44	14:49:07.398


MSVR American Speedfest V

Bernie's V8s - HEAT 2

RACE 8 - GRID (15 minutes)

ROW 17	33	101 Malcolm HARDING	34	77 Barry HOLMES
ROW 16	31	157 Tony PAXMAN	32	96 Antony KNIGHT
ROW 15	29	79 Jonathan UPCHURCH	30	80 Mathew SMITH
ROW 14	27	9 Guy SAMUELS	28	73 Matthew CHAMBERS
ROW 13	25	11 Larry TUCKER	26	60 William BRYAN
ROW 12	23	154 Robert FROST	24	64 Andrew KNIGHT
ROW 11	21	66 Cheng LIM	22	22 Marcus BICKNELL
ROW 10	19	7 Rikki CANN	20	240 Geoff HANSON
ROW 9	17	16 James WHELAN	18	8 Simeon CHODOSH
ROW 8	15	47 William SHEPHERD	16	84 Peter SAMUELS
ROW 7	13	95 Christopher RICHARDSON	14	88 Tom GRAY
ROW 6	11	41 Graham WALDEN	12	19 Dave STEWART
ROW 5	9	54 Christopher RIDGE	10	188 Simon CRIPPS
ROW 4	7	99 Michael SAUNDERS	8	91 Ian PRIOR
ROW 3	5	186 Neil FOWLER	6	70 Stuart DABURN
ROW 2	3	193 William SMALLRIDGE	4	199 Jonnie WHEELER
ROW 1	1	2 Tim DAVIS	2	86 John PLANT

Pole



RESERVES TO START IN THE FOLLOWING ORDER ; 93, 75

Brands Hatch Indy
Circuit Length = 1.2079 miles

These results are provisional until the conclusion of any judicial and technical matters.

Clerk Of Course :		Timekeeper :	
-------------------	--	--------------	--

MSVR American Speedfest V

Bernie's V8s - HEAT 2

RACE 8 - CLASSIFICATION

POS	NO	CL	PIC NAME	ENTRY	LAPS	TIME	GAP	DIFF	MPH	BEST	ON
1	193	GT	1 William SMALLRIDGE	Sunbeam Tiger	17	15:05.957			81.60	52.103	6
2	2	HM	1 Tim DAVIS	TVR Tuscan	17	15:09.502	3.545	3.545	81.28	52.513	11
3	86	HM	2 John PLANT	Allard J2	17	15:17.268	11.311	7.766	80.59	52.836	16
4	186	HM	3 Neil FOWLER	MG BGT V8	17	15:35.724	29.767	18.456	79.00	53.325	4
5	188	HM	4 Simon CRIPPS	MG BGT V8	17	15:36.186	30.229	0.462	78.96	53.430	4
6	91	HM	5 Ian PRIOR	MG BGT V8	17	15:46.005	40.048	9.819	78.14	54.385	4
7	41	HM	6 Graham WALDEN	TVR Tuscan Challenge RV8	17	15:59.175	53.218	13.170	77.07	54.602	16
8	19	HM	7 Dave STEWART	TVR Griffith	16	15:11.958	1 Lap	1 Lap	76.29	54.463	11
9	80	S	1 Mathew SMITH	TVR Chimaera	16	15:19.672	1 Lap	7.714	75.65	55.648	15
10	157	M	1 Tony PAXMAN	Ford Escort	16	15:20.086	1 Lap	0.414	75.62	55.788	15
11	66	HM	8 Cheng LIM	RAM Cobra	16	15:24.658	1 Lap	4.572	75.24	55.339	12
12	95	GT	2 Christopher RICHARDSON	ASCAR	16	15:34.245	1 Lap	9.587	74.47	55.891	15
13	88	S	2 Tom GRAY	Pontiac Trans Am	16	15:34.989	1 Lap	0.744	74.41	57.456	5
14	84	M	2 Peter SAMUELS	MGB GT V8	16	15:37.344	1 Lap	2.355	74.22	56.929	3
15	154	M	3 Robert FROST	Dax Tojiero	16	15:49.016	1 Lap	11.672	73.31	56.888	16
16	101	M	4 Malcolm HARDING	Ford Escort Zakspeed	16	15:49.770	1 Lap	0.754	73.25	55.870	9
17	8	M	5 Simeon CHODOSH	Chevrolet Corvette	16	15:52.667	1 Lap	2.897	73.03	57.747	5
18	240	M	6 Geoff HANSON	Datsun 240 Z GT2	16	15:53.150	1 Lap	0.483	72.99	57.662	4
19	7	M	7 Rikki CANN	Aston Martin V8	16	15:53.599	1 Lap	0.449	72.96	58.352	13
20	77	M	8 Barry HOLMES	MG BGT V8	16	15:55.517	1 Lap	1.918	72.81	57.401	12
21	16	M	9 James WHELAN	Shelby Daytona Cobra	16	15:57.528	1 Lap	2.011	72.66	58.241	10
22	22	M	10 Marcus BICKNELL	Ford Mustang Mach 1	16	16:02.422	1 Lap	4.894	72.29	57.988	15
23	11	S	3 Larry TUCKER	Ford Shelby GT350R	15	15:10.557	2 Laps	1 Lap	71.63	59.085	5
24	47	S	4 William SHEPHERD	Ford Mustang	15	15:11.086	2 Laps	0.529	71.59	56.913	10
25	9	M	11 Guy SAMUELS	MG BGT V8	15	15:13.445	2 Laps	2.359	71.40	57.527	10
26	64	M	12 Andrew KNIGHT	Ford Mustang	15	15:21.203	2 Laps	7.758	70.80	59.539	4
27	60	M	13 William BRYAN	TVR Griffith 200	15	16:02.934	2 Laps	41.731	67.73	1:01.575	11

NOT CLASSIFIED

DNF	199	HM	Jonnie WHEELER	MG BGT V8	13	11:46.214	4 Laps	2 Laps	80.04	53.251	5
DNF	54	HM	Christopher RIDGE	TVR Tuscan	13	12:41.268	4 Laps	55.054	74.26	55.449	2
DNF	73	M	Matthew CHAMBERS	Ford Mustang	7	7:20.736	10 Laps	6 Laps	69.06	1:00.590	6
DNF	99	HM	Michael SAUNDERS	Ford MK 1 Escort Mexico	6	5:27.177	11 Laps	1 Lap	79.74	53.486	5
DNF	96	GT	Antony KNIGHT	Ford Ascar	6	6:17.177	11 Laps	50.000	69.17	59.909	3
DNF	70	HM	Stuart DABURN	TVR Tuscan	5	4:34.774	12 Laps	1 Lap	79.13	53.716	2
DNF	79	M	Jonathan UPCHURCH	MG BGT V8	1	1:15.414	16 Laps	4 Laps	57.66	1:15.414	1

FASTEST LAP

193	GT	William SMALLRIDGE	Sunbeam Tiger	6	52.103	83.46 mph	134.31 kph
2	HM	Tim DAVIS	TVR Tuscan	11	52.513	82.81 mph	133.26 kph
80	S	Mathew SMITH	TVR Chimaera	15	55.648	78.14 mph	125.76 kph
157	M	Tony PAXMAN	Ford Escort	15	55.788	77.94 mph	125.44 kph

Weather / Track : Bright / Dry

These results are provisional until the conclusion of any judicial and technical matters.

Brands Hatch Indy

Circuit Length = 1.2079 miles

Start: 11:58 Flag 12:13 End: 12:14

Clerk Of Course :	Timekeeper :
-------------------	--------------

MSVR American Speedfest V

Bernie's V8s - HEAT 2

RACE 8 - LAP CHART

LAP 1 @ 11:59:13.983			LAP 2 @ 12:00:06.900			LAP 3 @ 12:00:59.897			LAP 4 @ 12:01:52.497			LAP 5 @ 12:02:45.747		
NO	BEHIND	LAP TIME	NO	BEHIND	LAP TIME	NO	BEHIND	LAP TIME	NO	BEHIND	LAP TIME	NO	BEHIND	LAP TIME
2		55.659	2		52.917	193		52.785	193		52.600	193		53.250
193	0.509	56.168	193	0.212	52.620	2	0.691	53.688	2	1.258	53.167	2	0.585	52.577
86	1.178	56.837	86	2.481	54.220	86	3.271	53.787	86	4.051	53.380	60	1 Lap	1:03.680
199	1.675	57.334	199	2.996	54.238	199	3.967	53.968	199	4.961	53.594	86	3.808	53.007
99	2.526	58.185	99	3.227	53.618	99	4.568	54.338	99	5.709	53.741	199	4.962	53.251
186	2.760	58.419	70	3.585	53.716	70	4.826	54.238	70	6.501	54.275	99	5.945	53.486
70	2.786	58.445	186	4.354	54.511	188	6.550	54.023	188	7.380	53.430	70	7.351	54.100
91	3.438	59.097	91	5.392	54.871	186	6.808	55.451	186	7.533	53.325	188	7.619	53.489
54	3.523	59.182	188	5.524	54.184	91	7.816	55.421	91	9.601	54.385	186	8.009	53.726
188	4.257	59.916	54	6.055	55.449	19	10.184	55.690	19	12.511	54.927	91	10.901	54.550
19	4.818	1:00.477	19	7.491	55.590	41	14.456	56.440	41	17.668	55.812	19	14.966	55.705
88	6.001	1:01.660	88	10.685	57.601	88	15.935	58.247	88	21.153	57.818	41	19.482	55.064
95	6.829	1:02.488	41	11.013	57.011	47	16.805	57.420	47	21.393	57.188	88	25.359	57.456
41	6.919	1:02.578	95	12.293	58.381	95	17.232	57.936	95	22.081	57.449	47	25.861	57.718
47	7.413	1:03.072	47	12.382	57.886	84	17.798	56.929	84	22.677	57.479	95	26.436	57.605
240	8.681	1:04.340	84	13.866	58.017	240	19.579	58.606	240	24.641	57.662	84	26.797	57.370
84	8.766	1:04.425	240	13.970	58.206	8	20.764	58.682	66	25.205	56.669	66	28.538	56.583
8	9.398	1:05.057	8	15.079	58.598	54	20.996	1:07.938	8	26.886	58.722	240	30.296	58.905
64	9.889	1:05.548	66	15.720	58.206	66	21.136	58.413	80	27.233	58.397	8	31.383	57.747
66	10.431	1:06.090	64	16.932	59.960	80	21.436	57.253	157	27.366	58.181	157	31.638	57.522
7	10.830	1:06.489	80	17.180	57.976	157	21.785	56.720	54	28.589	1:00.193	80	31.824	57.841
16	11.867	1:07.526	157	18.062	58.229	64	23.574	59.639	101	28.901	56.747	101	32.480	56.829
80	12.121	1:07.780	7	18.939	1:01.026	101	24.754	58.392	64	30.513	59.539	54	33.499	58.160
11	12.633	1:08.292	16	19.192	1:00.242	7	24.972	59.030	7	31.273	58.901	64	37.312	1:00.049
157	12.750	1:08.409	101	19.359	57.514	16	25.472	59.277	16	31.879	59.007	7	37.688	59.665
154	13.733	1:09.392	154	20.263	59.447	154	27.271	1:00.005	154	33.291	58.620	154	38.427	58.386
101	14.762	1:10.421	11	20.351	1:00.635	11	27.694	1:00.340	11	34.680	59.586	16	38.520	59.891
22	14.930	1:10.589	22	22.673	1:00.660	22	29.686	1:00.010	22	35.696	58.610	11	40.515	59.085
96	14.966	1:10.625	96	24.410	1:02.361	96	31.322	59.909	9	38.507	59.162	22	41.265	58.819
9	18.235	1:13.894	9	25.096	59.778	9	31.945	59.846	77	38.849	58.734	9	43.383	58.126
73	18.573	1:14.232	73	26.707	1:01.051	77	32.715	58.849	96	39.059	1:00.337	77	43.852	58.253
77	18.835	1:14.494	77	26.863	1:00.945	73	35.425	1:01.715	73	44.058	1:01.233	96	46.443	1:00.634
60	19.025	1:14.684	60	33.371	1:07.263	60	45.484	1:05.110				73	51.609	1:00.801
79	19.755	1:15.414												

Weather / Track : Bright / Dry

Brands Hatch Indy
 Circuit Length = 1.2079 miles
 Start: 11:58 Flag 12:13 End: 12:14

MSVR American Speedfest V

Bernie's V8s - HEAT 2

RACE 8 - LAP CHART

LAP 6 @ 12:03:37.850			LAP 7 @ 12:04:31.405			LAP 8 @ 12:05:25.733			LAP 9 @ 12:06:19.028			LAP 10 @ 12:07:11.995		
NO	BEHIND	LAP TIME	NO	BEHIND	LAP TIME	NO	BEHIND	LAP TIME	NO	BEHIND	LAP TIME	NO	BEHIND	LAP TIME
193		52.103	193		53.555	193		54.328	193		53.295	193		52.967
2	1.484	53.002	2	1.456	53.527	64	1 Lap	1:02.347	2	1.663	54.129	2	2.300	53.604
86	5.395	53.690	96	1 Lap	1:03.311	11	1 Lap	1:00.235	7	1 Lap	59.149	8	1 Lap	1:00.175
199	6.872	54.013	86	4.997	53.157	2	0.829	53.701	154	1 Lap	58.638	240	1 Lap	1:00.033
99	7.651	53.809	73	1 Lap	1:00.590	9	1 Lap	59.654	16	1 Lap	58.688	86	7.835	54.097
188	9.351	53.835	199	7.125	53.808	77	1 Lap	59.218	86	6.705	55.908	7	1 Lap	59.224
186	11.265	55.359	186	13.288	55.578	22	1 Lap	1:01.362	11	1 Lap	1:01.059	154	1 Lap	58.612
91	14.391	55.593	188	16.212	1:00.416	86	4.092	53.423	199	8.559	54.175	199	9.317	53.725
60	1 Lap	1:04.383	91	16.892	56.056	199	7.679	54.882	64	1 Lap	1:01.727	16	1 Lap	58.547
19	17.953	55.090	19	22.459	58.061	73	1 Lap	1:01.114	77	1 Lap	1:00.933	77	1 Lap	58.655
41	22.602	55.223	60	1 Lap	1:03.315	186	15.939	56.979	9	1 Lap	1:01.435	9	1 Lap	58.984
88	31.338	58.082	41	29.272	1:00.225	188	16.559	54.675	22	1 Lap	1:00.556	11	1 Lap	59.941
95	32.100	57.767	88	36.713	58.930	91	18.959	56.395	186	17.276	54.632	64	1 Lap	1:00.934
47	32.442	58.684	95	37.962	59.417	47	1 Lap	1:35.786	188	17.833	54.569	186	18.310	54.001
84	33.138	58.444	157	39.488	57.075	19	23.770	55.639	91	20.563	54.899	22	1 Lap	1:01.509
66	33.247	56.812	80	40.657	56.556	41	31.133	56.189	47	1 Lap	58.353	188	19.434	54.568
157	35.968	56.433	66	40.965	1:01.273	60	1 Lap	1:02.707	19	25.654	55.179	91	22.274	54.678
240	36.054	57.861	84	42.542	1:02.959	88	40.930	58.545	41	34.302	56.464	19	28.884	56.197
8	37.595	58.315	54	42.900	58.506	95	41.740	58.106	60	1 Lap	1:02.442	47	1 Lap	58.343
80	37.656	57.935	8	43.411	59.371	157	41.835	56.675	88	45.880	58.245	41	36.597	55.262
101	37.911	57.534	101	43.784	59.428	80	42.865	56.536	157	45.910	57.370	157	48.889	55.946
54	37.949	56.553	240	44.576	1:02.077	66	43.068	56.431	80	46.172	56.602	80	48.980	55.775
7	44.453	58.868	7	50.193	59.295	54	45.027	56.455	66	47.242	57.469	88	51.766	58.853
154	45.742	59.418	154	51.775	59.588	101	45.852	56.396	95	47.308	58.863	54	51.858	57.315
64	45.795	1:00.586	16	53.052	1:00.124	84	46.351	58.137	54	47.510	55.778	66	52.301	58.026
16	46.483	1:00.066				8	49.098	1:00.015	101	48.427	55.870	101	52.526	57.066
11	48.257	59.845				240	49.803	59.555	84	50.109	57.053	60	1 Lap	1:02.688
22	49.103	59.941												
9	49.324	58.044												
77	50.124	58.375												

Weather / Track : Bright / Dry

Results can be found at www.tsl-timing.com

Page 2 of 4

Brands Hatch Indy
 Circuit Length = 1.2079 miles
 Start: 11:58 Flag 12:13 End: 12:14

Printed - 12:31 Sunday, 11 June 2017

MSVR American Speedfest V

Bernie's V8s - HEAT 2

RACE 8 - LAP CHART

LAP 11 @ 12:08:04.875			LAP 12 @ 12:08:59.283			LAP 13 @ 12:09:52.163			LAP 14 @ 12:10:44.910			LAP 15 @ 12:11:38.125		
NO	BEHIND	LAP TIME	NO	BEHIND	LAP TIME	NO	BEHIND	LAP TIME	NO	BEHIND	LAP TIME	NO	BEHIND	LAP TIME
193		52.880	193		54.408	193		52.880	193		52.747	193		53.215
95	1 Lap	59.060	66	1 Lap	57.613	80	1 Lap	56.489	2	3.377	52.764	2	3.007	52.845
84	1 Lap	57.497	2	3.599	56.074	157	1 Lap	56.122	80	1 Lap	55.885	80	1 Lap	56.199
2	1.933	52.513	88	1 Lap	1:00.081	2	3.360	52.641	157	1 Lap	56.537	157	1 Lap	55.949
86	9.110	54.155	101	1 Lap	1:00.160	66	1 Lap	55.339	66	1 Lap	55.726	86	11.314	53.535
8	1 Lap	59.337	54	1 Lap	1:01.175	88	1 Lap	57.564	86	10.994	53.705	66	1 Lap	56.917
240	1 Lap	59.265	95	1 Lap	1:00.453	101	1 Lap	57.358	101	1 Lap	56.739	88	1 Lap	58.148
199	10.193	53.756	84	1 Lap	59.316	86	10.036	54.557	88	1 Lap	57.871	95	1 Lap	56.997
154	1 Lap	57.209	86	8.359	53.657	54	1 Lap	57.205	54	1 Lap	57.359	84	1 Lap	58.007
7	1 Lap	59.108	199	9.282	53.497	199	12.375	55.973	84	1 Lap	57.636	186	27.237	54.793
16	1 Lap	58.241	60	2 Laps	1:04.337	84	1 Lap	59.217	95	1 Lap	57.237	188	27.818	53.986
77	1 Lap	57.568	8	1 Lap	58.880	95	1 Lap	1:00.180	154	1 Lap	58.419	154	1 Lap	1:01.977
9	1 Lap	57.527	240	1 Lap	58.918	60	2 Laps	1:01.575	186	25.659	56.048	101	1 Lap	1:13.984
186	20.466	55.036	154	1 Lap	57.106	8	1 Lap	58.631	8	1 Lap	59.854	8	1 Lap	1:01.626
188	22.154	55.600	7	1 Lap	58.740	154	1 Lap	57.208	188	27.047	54.001	91	35.474	57.016
11	1 Lap	1:00.872	16	1 Lap	58.950	240	1 Lap	58.807	240	1 Lap	1:01.133	240	1 Lap	1:00.390
64	1 Lap	1:00.068	186	20.318	54.260	186	22.358	54.920	60	2 Laps	1:03.513	7	1 Lap	59.804
91	24.363	54.969	77	1 Lap	57.701	7	1 Lap	58.809	7	1 Lap	58.352	60	2 Laps	1:02.976
22	1 Lap	58.916	9	1 Lap	57.736	188	25.793	53.838	91	31.673	55.061	77	1 Lap	59.382
19	30.467	54.463	188	24.835	57.089	16	1 Lap	59.177	16	1 Lap	58.674	16	1 Lap	1:00.798
47	1 Lap	56.913	91	26.933	56.978	77	1 Lap	57.401	77	1 Lap	58.511	22	1 Lap	58.552
41	39.839	56.122	11	1 Lap	59.696	91	29.359	55.306	22	1 Lap	59.346	41	49.343	56.012
80	52.153	56.053	22	1 Lap	58.716	22	1 Lap	58.009	11	1 Lap	59.441	11	1 Lap	59.712
157	52.903	56.894	64	1 Lap	1:00.445	19	34.819	57.028	64	1 Lap	1:00.558	19	50.376	56.307
			19	30.671	54.612	11	1 Lap	1:00.412	9	1 Lap	1:01.213	47	1 Lap	59.246
			47	1 Lap	57.042	64	1 Lap	59.740	41	46.546	55.849			
			41	40.793	55.362	9	1 Lap	1:06.518	47	1 Lap	57.610			
						47	1 Lap	57.316	19	47.284	1:05.212			
						41	43.444	55.531						

Weather / Track : Bright / Dry

MSVR American Speedfest V

Bernie's V8s - HEAT 2

RACE 8 - LAP CHART

LAP 16 @ 12:12:31.121			LAP 17 @ 12:13:24.281		
NO	BEHIND	LAP TIME	NO	BEHIND	LAP TIME
193		52.996	193		53.160
9	2 Laps	1:00.975	2	3.545	53.696
2	3.009	52.998	11	2 Laps	1:01.406
64	2 Laps	1:08.524	47	2 Laps	58.509
80	1 Lap	55.648	19	1 Lap	1:01.781
157	1 Lap	55.788	9	2 Laps	1:00.553
86	11.154	52.836	86	11.311	53.317
66	1 Lap	56.471	80	1 Lap	56.747
88	1 Lap	57.641	157	1 Lap	56.236
95	1 Lap	55.891	64	2 Laps	1:01.539
84	1 Lap	56.952	66	1 Lap	56.620
186	28.553	54.312	95	1 Lap	56.415
188	29.394	54.572	88	1 Lap	58.247
91	38.096	55.618	186	29.767	54.374
154	1 Lap	58.103	188	30.229	53.995
101	1 Lap	58.388	84	1 Lap	57.906
8	1 Lap	59.412	91	40.048	55.112
240	1 Lap	59.026	154	1 Lap	56.888
7	1 Lap	58.361	101	1 Lap	56.944
77	1 Lap	58.707	8	1 Lap	58.245
16	1 Lap	59.963	240	1 Lap	58.366
60	2 Laps	1:01.940	7	1 Lap	58.778
22	1 Lap	57.988	77	1 Lap	57.791
41	50.949	54.602	16	1 Lap	58.357
			41	53.218	55.429
			22	1 Lap	58.839
			60	2 Laps	1:02.321

Weather / Track : Bright / Dry

MSVR American Speedfest V

Bernie's V8s - HEAT 2

RACE 8 - LAP ANALYSIS

DIFF = Difference To Personal Best Lap

P1 193 William SMALLRIDGE				
LAP	LAP TIME	DIFF	MPH	TIME OF DAY
1 -	56.168	4.065	77.42	11:59:14.492
2 -	52.620 (3)	0.517	82.64	12:00:07.112
3 -	52.785	0.682	82.38	12:00:59.897
4 -	52.600 (2)	0.497	82.67	12:01:52.497
5 -	53.250	1.147	81.66	12:02:45.747
6 -	52.103 (1)		83.46	12:03:37.850
7 -	53.555	1.452	81.19	12:04:31.405
8 -	54.328	2.225	80.04	12:05:25.733
9 -	53.295	1.192	81.59	12:06:19.028
10 -	52.967	0.864	82.10	12:07:11.995
11 -	52.880	0.777	82.23	12:08:04.875
12 -	54.408	2.305	79.92	12:08:59.283
13 -	52.880	0.777	82.23	12:09:52.163
14 -	52.747	0.644	82.44	12:10:44.910
15 -	53.215	1.112	81.71	12:11:38.125
16 -	52.996	0.893	82.05	12:12:31.121
17 -	53.160	1.057	81.80	12:13:24.281

P2 2 Tim DAVIS				
LAP	LAP TIME	DIFF	MPH	TIME OF DAY
1 -	55.659	3.146	78.12	11:59:13.983
2 -	52.917	0.404	82.17	12:00:06.900
3 -	53.688	1.175	80.99	12:01:00.588
4 -	53.167	0.654	81.79	12:01:53.755
5 -	52.577 (2)	0.064	82.70	12:02:46.332
6 -	53.002	0.489	82.04	12:03:39.334
7 -	53.527	1.014	81.24	12:04:32.861
8 -	53.701	1.188	80.97	12:05:26.562
9 -	54.129	1.616	80.33	12:06:20.691
10 -	53.604	1.091	81.12	12:07:14.295
11 -	52.513 (1)		82.81	12:08:06.808
12 -	56.074	3.561	77.55	12:09:02.882
13 -	52.641 (3)	0.128	82.60	12:09:55.523
14 -	52.764	0.251	82.41	12:10:48.287
15 -	52.845	0.332	82.28	12:11:41.132
16 -	52.998	0.485	82.05	12:12:34.130
17 -	53.696	1.183	80.98	12:13:27.826

P3 86 John PLANT				
LAP	LAP TIME	DIFF	MPH	TIME OF DAY
1 -	56.837	4.001	76.50	11:59:15.161
2 -	54.220	1.384	80.20	12:00:09.381
3 -	53.787	0.951	80.84	12:01:03.168
4 -	53.380	0.544	81.46	12:01:56.548
5 -	53.007 (2)	0.171	82.03	12:02:49.555
6 -	53.690	0.854	80.99	12:03:43.245
7 -	53.157 (3)	0.321	81.80	12:04:36.402
8 -	53.423	0.587	81.39	12:05:29.825
9 -	55.908	3.072	77.78	12:06:25.733
10 -	54.097	1.261	80.38	12:07:19.830
11 -	54.155	1.319	80.29	12:08:13.985
12 -	53.657	0.821	81.04	12:09:07.642
13 -	54.557	1.721	79.70	12:10:02.199
14 -	53.705	0.869	80.97	12:10:55.904
15 -	53.535	0.699	81.22	12:11:49.439
16 -	52.836 (1)		82.30	12:12:42.275
17 -	53.317	0.481	81.56	12:13:35.592

DIFF = Difference To Personal Best Lap

P4 186 Neil FOWLER				
LAP	LAP TIME	DIFF	MPH	TIME OF DAY
1 -	58.419	5.094	74.43	11:59:16.743
2 -	54.511	1.186	79.77	12:00:11.254
3 -	55.451	2.126	78.42	12:01:06.705
4 -	53.325 (1)		81.54	12:02:00.030
5 -	53.726 (2)	0.401	80.94	12:02:53.756
6 -	55.359	2.034	78.55	12:03:49.115
7 -	55.578	2.253	78.24	12:04:44.693
8 -	56.979	3.654	76.31	12:05:41.672
9 -	54.632	1.307	79.59	12:06:36.304
10 -	54.001 (3)	0.676	80.52	12:07:30.305
11 -	55.036	1.711	79.01	12:08:25.341
12 -	54.260	0.935	80.14	12:09:19.601
13 -	54.920	1.595	79.18	12:10:14.521
14 -	56.048	2.723	77.58	12:11:10.569
15 -	54.793	1.468	79.36	12:12:05.362
16 -	54.312	0.987	80.06	12:12:59.674
17 -	54.374	1.049	79.97	12:13:54.048

P5 188 Simon CRIPPS				
LAP	LAP TIME	DIFF	MPH	TIME OF DAY
1 -	59.916	6.486	72.57	11:59:18.240
2 -	54.184	0.754	80.25	12:00:12.424
3 -	54.023	0.593	80.49	12:01:06.447
4 -	53.430 (1)		81.38	12:01:59.877
5 -	53.489 (2)	0.059	81.29	12:02:53.366
6 -	53.835 (3)	0.405	80.77	12:03:47.201
7 -	1:00.416	6.986	71.97	12:04:47.617
8 -	54.675	1.245	79.53	12:05:42.292
9 -	54.569	1.139	79.69	12:06:36.861
10 -	54.568	1.138	79.69	12:07:31.429
11 -	55.600	2.170	78.21	12:08:27.029
12 -	57.089	3.659	76.17	12:09:24.118
13 -	53.838	0.408	80.77	12:10:17.956
14 -	54.001	0.571	80.52	12:11:11.957
15 -	53.986	0.556	80.55	12:12:05.943
16 -	54.572	1.142	79.68	12:13:00.515
17 -	53.995	0.565	80.53	12:13:54.510

P6 91 Ian PRIOR				
LAP	LAP TIME	DIFF	MPH	TIME OF DAY
1 -	59.097	4.712	73.58	11:59:17.421
2 -	54.871	0.486	79.25	12:00:12.292
3 -	55.421	1.036	78.46	12:01:07.713
4 -	54.385 (1)		79.95	12:02:02.098
5 -	54.550 (2)	0.165	79.71	12:02:56.648
6 -	55.593	1.208	78.22	12:03:52.241
7 -	56.056	1.671	77.57	12:04:48.297
8 -	56.395	2.010	77.10	12:05:44.692
9 -	54.899	0.514	79.21	12:06:39.591
10 -	54.678 (3)	0.293	79.53	12:07:34.269
11 -	54.969	0.584	79.11	12:08:29.238
12 -	56.978	2.593	76.32	12:09:26.216
13 -	55.306	0.921	78.62	12:10:21.522
14 -	55.061	0.676	78.97	12:11:16.583
15 -	57.016	2.631	76.26	12:12:13.599
16 -	55.618	1.233	78.18	12:13:09.217
17 -	55.112	0.727	78.90	12:14:04.329

Weather / Track : Bright / Dry

Brands Hatch Indy
Circuit Length = 1.2079 miles
Start: 11:58 Flag 12:13 End: 12:14

MSVR American Speedfest V

Bernie's V8s - HEAT 2

RACE 8 - LAP ANALYSIS

DIFF = Difference To Personal Best Lap

P7 41 Graham WALDEN				
LAP	LAP TIME	DIFF	MPH	TIME OF DAY
1 -	1:02.578	7.976	69.49	11:59:20.902
2 -	57.011	2.409	76.27	12:00:17.913
3 -	56.440	1.838	77.04	12:01:14.353
4 -	55.812	1.210	77.91	12:02:10.165
5 -	55.064 (2)	0.462	78.97	12:03:05.229
6 -	55.223 (3)	0.621	78.74	12:04:00.452
7 -	1:00.225	5.623	72.20	12:05:00.677
8 -	56.189	1.587	77.39	12:05:56.866
9 -	56.464	1.862	77.01	12:06:53.330
10 -	55.262	0.660	78.69	12:07:48.592
11 -	56.122	1.520	77.48	12:08:44.714
12 -	55.362	0.760	78.54	12:09:40.076
13 -	55.531	0.929	78.30	12:10:35.607
14 -	55.849	1.247	77.86	12:11:31.456
15 -	56.012	1.410	77.63	12:12:27.468
16 -	54.602 (1)		79.64	12:13:22.070
17 -	55.429	0.827	78.45	12:14:17.499

P8 19 Dave STEWART				
LAP	LAP TIME	DIFF	MPH	TIME OF DAY
1 -	1:00.477	6.014	71.90	11:59:18.801
2 -	55.590	1.127	78.22	12:00:14.391
3 -	55.690	1.227	78.08	12:01:10.081
4 -	54.927 (3)	0.464	79.17	12:02:05.008
5 -	55.705	1.242	78.06	12:03:00.713
6 -	55.090	0.627	78.93	12:03:55.803
7 -	58.061	3.598	74.89	12:04:53.864
8 -	55.639	1.176	78.15	12:05:49.503
9 -	55.179	0.716	78.80	12:06:44.682
10 -	56.197	1.734	77.38	12:07:40.879
11 -	54.463 (1)		79.84	12:08:35.342
12 -	54.612 (2)	0.149	79.62	12:09:29.954
13 -	57.028	2.565	76.25	12:10:26.982
14 -	1:05.212	10.749	66.68	12:11:32.194
15 -	56.307	1.844	77.23	12:12:28.501
16 -	1:01.781	7.318	70.38	12:13:30.282

P9 80 Mathew SMITH				
LAP	LAP TIME	DIFF	MPH	TIME OF DAY
1 -	1:07.780	12.132	64.15	11:59:26.104
2 -	57.976	2.328	75.00	12:00:24.080
3 -	57.253	1.605	75.95	12:01:21.333
4 -	58.397	2.749	74.46	12:02:19.730
5 -	57.841	2.193	75.18	12:03:17.571
6 -	57.935	2.287	75.06	12:04:15.506
7 -	56.556	0.908	76.89	12:05:12.062
8 -	56.536	0.888	76.91	12:06:08.598
9 -	56.602	0.954	76.82	12:07:05.200
10 -	55.775 (2)	0.127	77.96	12:08:00.975
11 -	56.053	0.405	77.58	12:08:57.028
12 -	56.489	0.841	76.98	12:09:53.517
13 -	55.885 (3)	0.237	77.81	12:10:49.402
14 -	56.199	0.551	77.37	12:11:45.601
15 -	55.648 (1)		78.14	12:12:41.249
16 -	56.747	1.099	76.63	12:13:37.996

DIFF = Difference To Personal Best Lap

P10 157 Tony PAXMAN				
LAP	LAP TIME	DIFF	MPH	TIME OF DAY
1 -	1:08.409	12.621	63.56	11:59:26.733
2 -	58.229	2.441	74.68	12:00:24.962
3 -	56.720	0.932	76.66	12:01:21.682
4 -	58.181	2.393	74.74	12:02:19.863
5 -	57.522	1.734	75.59	12:03:17.385
6 -	56.433	0.645	77.05	12:04:13.818
7 -	57.075	1.287	76.19	12:05:10.893
8 -	56.675	0.887	76.72	12:06:07.568
9 -	57.370	1.582	75.79	12:07:04.938
10 -	55.946 (2)	0.158	77.72	12:08:00.884
11 -	56.894	1.106	76.43	12:08:57.778
12 -	56.122	0.334	77.48	12:09:53.900
13 -	56.537	0.749	76.91	12:10:50.437
14 -	55.949 (3)	0.161	77.72	12:11:46.386
15 -	55.788 (1)		77.94	12:12:42.174
16 -	56.236	0.448	77.32	12:13:38.410

P11 66 Cheng LIM				
LAP	LAP TIME	DIFF	MPH	TIME OF DAY
1 -	1:06.090	10.751	65.79	11:59:24.414
2 -	58.206	2.867	74.71	12:00:22.620
3 -	58.413	3.074	74.44	12:01:21.033
4 -	56.669	1.330	76.73	12:02:17.702
5 -	56.583	1.244	76.85	12:03:14.285
6 -	56.812	1.473	76.54	12:04:11.097
7 -	1:01.273	5.934	70.97	12:05:12.370
8 -	56.431 (3)	1.092	77.06	12:06:08.801
9 -	57.469	2.130	75.66	12:07:06.270
10 -	58.026	2.687	74.94	12:08:04.296
11 -	57.613	2.274	75.47	12:09:01.909
12 -	55.339 (1)		78.58	12:09:57.248
13 -	55.726 (2)	0.387	78.03	12:10:52.974
14 -	56.917	1.578	76.40	12:11:49.891
15 -	56.471	1.132	77.00	12:12:46.362
16 -	56.620	1.281	76.80	12:13:42.982

P12 95 Christopher RICHARDSON				
LAP	LAP TIME	DIFF	MPH	TIME OF DAY
1 -	1:02.488	6.597	69.59	11:59:20.812
2 -	58.381	2.490	74.48	12:00:19.193
3 -	57.936	2.045	75.05	12:01:17.129
4 -	57.449	1.558	75.69	12:02:14.578
5 -	57.605	1.714	75.49	12:03:12.183
6 -	57.767	1.876	75.27	12:04:09.950
7 -	59.417	3.526	73.18	12:05:09.367
8 -	58.106	2.215	74.83	12:06:07.473
9 -	58.863	2.972	73.87	12:07:06.336
10 -	59.060	3.169	73.63	12:08:05.396
11 -	1:00.453	4.562	71.93	12:09:05.849
12 -	1:00.180	4.289	72.25	12:10:06.029
13 -	57.237	1.346	75.97	12:11:03.266
14 -	56.997 (3)	1.106	76.29	12:12:00.263
15 -	55.891 (1)		77.80	12:12:56.154
16 -	56.415 (2)	0.524	77.08	12:13:52.569

P13 88 Tom GRAY				
LAP	LAP TIME	DIFF	MPH	TIME OF DAY
1 -	1:01.660	4.204	70.52	11:59:19.984
2 -	57.601 (3)	0.145	75.49	12:00:17.585

Weather / Track : Bright / Dry

Brands Hatch Indy
Circuit Length = 1.2079 miles
Start: 11:58 Flag 12:13 End: 12:14

MSVR American Speedfest V

Bernie's V8s - HEAT 2

RACE 8 - LAP ANALYSIS

DIFF = Difference To Personal Best Lap

3 -	58.247	0.791	74.65	12:01:15.832
4 -	57.818	0.362	75.21	12:02:13.650
5 -	57.456 (1)		75.68	12:03:11.106
6 -	58.082	0.626	74.87	12:04:09.188
7 -	58.930	1.474	73.79	12:05:08.118
8 -	58.545	1.089	74.27	12:06:06.663
9 -	58.245	0.789	74.66	12:07:04.908
10 -	58.853	1.397	73.88	12:08:03.761
11 -	1:00.081	2.625	72.37	12:09:03.842
12 -	57.564 (2)	0.108	75.54	12:10:01.406
13 -	57.871	0.415	75.14	12:10:59.277
14 -	58.148	0.692	74.78	12:11:57.425
15 -	57.641	0.185	75.44	12:12:55.066
16 -	58.247	0.791	74.65	12:13:53.313

P14 84 Peter SAMUELS

LAP	LAP TIME	DIFF	MPH	TIME OF DAY
1 -	1:04.425	7.496	67.49	11:59:22.749
2 -	58.017	1.088	74.95	12:00:20.766
3 -	56.929 (1)		76.38	12:01:17.695
4 -	57.479	0.550	75.65	12:02:15.174
5 -	57.370	0.441	75.79	12:03:12.544
6 -	58.444	1.515	74.40	12:04:10.988
7 -	1:02.959	6.030	69.07	12:05:13.947
8 -	58.137	1.208	74.79	12:06:12.084
9 -	57.053 (3)	0.124	76.22	12:07:09.137
10 -	57.497	0.568	75.63	12:08:06.634
11 -	59.316	2.387	73.31	12:09:05.950
12 -	59.217	2.288	73.43	12:10:05.167
13 -	57.636	0.707	75.44	12:11:02.803
14 -	58.007	1.078	74.96	12:12:00.810
15 -	56.952 (2)	0.023	76.35	12:12:57.762
16 -	57.906	0.977	75.09	12:13:55.668

P15 154 Robert FROST

LAP	LAP TIME	DIFF	MPH	TIME OF DAY
1 -	1:09.392	12.504	62.66	11:59:27.716
2 -	59.447	2.559	73.15	12:00:27.163
3 -	1:00.005	3.117	72.47	12:01:27.168
4 -	58.620	1.732	74.18	12:02:25.788
5 -	58.386	1.498	74.48	12:03:24.174
6 -	59.418	2.530	73.18	12:04:23.592
7 -	59.588	2.700	72.97	12:05:23.180
8 -	58.638	1.750	74.16	12:06:21.818
9 -	58.612	1.724	74.19	12:07:20.430
10 -	57.209	0.321	76.01	12:08:17.639
11 -	57.106 (2)	0.218	76.14	12:09:14.745
12 -	57.208 (3)	0.320	76.01	12:10:11.953
13 -	58.419	1.531	74.43	12:11:10.372
14 -	1:01.977	5.089	70.16	12:12:12.349
15 -	58.103	1.215	74.84	12:13:10.452
16 -	56.888 (1)		76.44	12:14:07.340

P16 101 Malcolm HARDING

LAP	LAP TIME	DIFF	MPH	TIME OF DAY
1 -	1:10.421	14.551	61.75	11:59:28.745
2 -	57.514	1.644	75.60	12:00:26.259
3 -	58.392	2.522	74.47	12:01:24.651
4 -	56.747	0.877	76.63	12:02:21.398
5 -	56.829	0.959	76.52	12:03:18.227
6 -	57.534	1.664	75.58	12:04:15.761
7 -	59.428	3.558	73.17	12:05:15.189

DIFF = Difference To Personal Best Lap

8 -	56.396 (2)	0.526	77.10	12:06:11.585
9 -	55.870 (1)		77.83	12:07:07.455
10 -	57.066	1.196	76.20	12:08:04.521
11 -	1:00.160	4.290	72.28	12:09:04.681
12 -	57.358	1.488	75.81	12:10:02.039
13 -	56.739 (3)	0.869	76.64	12:10:58.778
14 -	1:13.984	18.114	58.77	12:12:12.762
15 -	58.388	2.518	74.47	12:13:11.150
16 -	56.944	1.074	76.36	12:14:08.094

P17 8 Simeon CHODOSH

LAP	LAP TIME	DIFF	MPH	TIME OF DAY
1 -	1:05.057	7.310	66.84	11:59:23.381
2 -	58.598	0.851	74.21	12:00:21.979
3 -	58.682	0.935	74.10	12:01:20.661
4 -	58.722	0.975	74.05	12:02:19.383
5 -	57.747 (1)		75.30	12:03:17.130
6 -	58.315 (3)	0.568	74.57	12:04:15.445
7 -	59.371	1.624	73.24	12:05:14.816
8 -	1:00.015	2.268	72.45	12:06:14.831
9 -	1:00.175	2.428	72.26	12:07:15.006
10 -	59.337	1.590	73.28	12:08:14.343
11 -	58.880	1.133	73.85	12:09:13.223
12 -	58.631	0.884	74.16	12:10:11.854
13 -	59.854	2.107	72.65	12:11:11.708
14 -	1:01.626	3.879	70.56	12:12:13.334
15 -	59.412	1.665	73.19	12:13:12.746
16 -	58.245 (2)	0.498	74.66	12:14:10.991

P18 240 Geoff HANSON

LAP	LAP TIME	DIFF	MPH	TIME OF DAY
1 -	1:04.340	6.678	67.58	11:59:22.664
2 -	58.206 (3)	0.544	74.71	12:00:20.870
3 -	58.606	0.944	74.20	12:01:19.476
4 -	57.662 (1)		75.41	12:02:17.138
5 -	58.905	1.243	73.82	12:03:16.043
6 -	57.861 (2)	0.199	75.15	12:04:13.904
7 -	1:02.077	4.415	70.05	12:05:15.981
8 -	59.555	1.893	73.01	12:06:15.536
9 -	1:00.033	2.371	72.43	12:07:15.569
10 -	59.265	1.603	73.37	12:08:14.834
11 -	58.918	1.256	73.80	12:09:13.752
12 -	58.807	1.145	73.94	12:10:12.559
13 -	1:01.133	3.471	71.13	12:11:13.692
14 -	1:00.390	2.728	72.00	12:12:14.082
15 -	59.026	1.364	73.67	12:13:13.108
16 -	58.366	0.704	74.50	12:14:11.474

P19 7 Rikki CANN

LAP	LAP TIME	DIFF	MPH	TIME OF DAY
1 -	1:06.489	8.137	65.40	11:59:24.813
2 -	1:01.026	2.674	71.25	12:00:25.839
3 -	59.030	0.678	73.66	12:01:24.869
4 -	58.901	0.549	73.82	12:02:23.770
5 -	59.665	1.313	72.88	12:03:23.435
6 -	58.868	0.516	73.87	12:04:22.303
7 -	59.295	0.943	73.33	12:05:21.598
8 -	59.149	0.797	73.51	12:06:20.747
9 -	59.224	0.872	73.42	12:07:19.971
10 -	59.108	0.756	73.57	12:08:19.079
11 -	58.740 (3)	0.388	74.03	12:09:17.819
12 -	58.809	0.457	73.94	12:10:16.628

Weather / Track : Bright / Dry

Brands Hatch Indy

Circuit Length = 1.2079 miles

Start: 11:58 Flag 12:13 End: 12:14

MSVR American Speedfest V

Bernie's V8s - HEAT 2

RACE 8 - LAP ANALYSIS

DIFF = Difference To Personal Best Lap

13 -	58.352 (1)		74.52	12:11:14.980
14 -	59.804	1.452	72.71	12:12:14.784
15 -	58.361 (2)	0.009	74.51	12:13:13.145
16 -	58.778	0.426	73.98	12:14:11.923

P20 77 Barry HOLMES

LAP	LAP TIME	DIFF	MPH	TIME OF DAY
1 -	1:14.494	17.093	58.37	11:59:32.818
2 -	1:00.945	3.544	71.35	12:00:33.763
3 -	58.849	1.448	73.89	12:01:32.612
4 -	58.734	1.333	74.03	12:02:31.346
5 -	58.253	0.852	74.65	12:03:29.599
6 -	58.375	0.974	74.49	12:04:27.974
7 -	59.218	1.817	73.43	12:05:27.192
8 -	1:00.933	3.532	71.36	12:06:28.125
9 -	58.655	1.254	74.13	12:07:26.780
10 -	57.568 (2)	0.167	75.53	12:08:24.348
11 -	57.701 (3)	0.300	75.36	12:09:22.049
12 -	57.401 (1)		75.75	12:10:19.450
13 -	58.511	1.110	74.32	12:11:17.961
14 -	59.382	1.981	73.23	12:12:17.343
15 -	58.707	1.306	74.07	12:13:16.050
16 -	57.791	0.390	75.24	12:14:13.841

P21 16 James WHELAN

LAP	LAP TIME	DIFF	MPH	TIME OF DAY
1 -	1:07.526	9.285	64.39	11:59:25.850
2 -	1:00.242	2.001	72.18	12:00:26.092
3 -	59.277	1.036	73.36	12:01:25.369
4 -	59.007	0.766	73.69	12:02:24.376
5 -	59.891	1.650	72.60	12:03:24.267
6 -	1:00.066	1.825	72.39	12:04:24.333
7 -	1:00.124	1.883	72.32	12:05:24.457
8 -	58.688	0.447	74.09	12:06:23.145
9 -	58.547 (3)	0.306	74.27	12:07:21.692
10 -	58.241 (1)		74.66	12:08:19.933
11 -	58.950	0.709	73.76	12:09:18.883
12 -	59.177	0.936	73.48	12:10:18.060
13 -	58.674	0.433	74.11	12:11:16.734
14 -	1:00.798	2.557	71.52	12:12:17.532
15 -	59.963	1.722	72.52	12:13:17.495
16 -	58.357 (2)	0.116	74.51	12:14:15.852

P22 22 Marcus BICKNELL

LAP	LAP TIME	DIFF	MPH	TIME OF DAY
1 -	1:10.589	12.601	61.60	11:59:28.913
2 -	1:00.660	2.672	71.68	12:00:29.573
3 -	1:00.010	2.022	72.46	12:01:29.583
4 -	58.610	0.622	74.19	12:02:28.193
5 -	58.819	0.831	73.93	12:03:27.012
6 -	59.941	1.953	72.54	12:04:26.953
7 -	1:01.362	3.374	70.86	12:05:28.315
8 -	1:00.556	2.568	71.81	12:06:28.871
9 -	1:01.509	3.521	70.69	12:07:30.380
10 -	58.916	0.928	73.81	12:08:29.296
11 -	58.716	0.728	74.06	12:09:28.012
12 -	58.009 (2)	0.021	74.96	12:10:26.021
13 -	59.346	1.358	73.27	12:11:25.367
14 -	58.552 (3)	0.564	74.26	12:12:23.919
15 -	57.988 (1)		74.99	12:13:21.907
16 -	58.839	0.851	73.90	12:14:20.746

DIFF = Difference To Personal Best Lap

P23 11 Larry TUCKER				
LAP	LAP TIME	DIFF	MPH	TIME OF DAY
1 -	1:08.292	9.207	63.67	11:59:26.616
2 -	1:00.635	1.550	71.71	12:00:27.251
3 -	1:00.340	1.255	72.06	12:01:27.591
4 -	59.586 (3)	0.501	72.98	12:02:27.177
5 -	59.085 (1)		73.59	12:03:26.262
6 -	59.845	0.760	72.66	12:04:26.107
7 -	1:00.235	1.150	72.19	12:05:26.342
8 -	1:01.059	1.974	71.21	12:06:27.401
9 -	59.941	0.856	72.54	12:07:27.342
10 -	1:00.872	1.787	71.43	12:08:28.214
11 -	59.696	0.611	72.84	12:09:27.910
12 -	1:00.412	1.327	71.98	12:10:28.322
13 -	59.441 (2)	0.356	73.15	12:11:27.763
14 -	59.712	0.627	72.82	12:12:27.475
15 -	1:01.406	2.321	70.81	12:13:28.881

P24 47 William SHEPHERD

LAP	LAP TIME	DIFF	MPH	TIME OF DAY
1 -	1:03.072	6.159	68.94	11:59:21.396
2 -	57.886	0.973	75.12	12:00:19.282
3 -	57.420	0.507	75.73	12:01:16.702
4 -	57.188 (3)	0.275	76.04	12:02:13.890
5 -	57.718	0.805	75.34	12:03:11.608
6 -	58.684	1.771	74.10	12:04:10.292
7 -	1:35.786	38.873	45.39	12:05:46.078
8 -	58.353	1.440	74.52	12:06:44.431
9 -	58.343	1.430	74.53	12:07:42.774
10 -	56.913 (1)		76.40	12:08:39.687
11 -	57.042 (2)	0.129	76.23	12:09:36.729
12 -	57.316	0.403	75.87	12:10:34.045
13 -	57.610	0.697	75.48	12:11:31.655
14 -	59.246	2.333	73.39	12:12:30.901
15 -	58.509	1.596	74.32	12:13:29.410

P25 9 Guy SAMUELS

LAP	LAP TIME	DIFF	MPH	TIME OF DAY
1 -	1:13.894	16.367	58.84	11:59:32.218
2 -	59.778	2.251	72.74	12:00:31.996
3 -	59.846	2.319	72.66	12:01:31.842
4 -	59.162	1.635	73.50	12:02:31.004
5 -	58.126	0.599	74.81	12:03:29.130
6 -	58.044 (3)	0.517	74.91	12:04:27.174
7 -	59.654	2.127	72.89	12:05:26.828
8 -	1:01.435	3.908	70.78	12:06:28.263
9 -	58.984	1.457	73.72	12:07:27.247
10 -	57.527 (1)		75.59	12:08:24.774
11 -	57.736 (2)	0.209	75.31	12:09:22.510
12 -	1:06.518	8.991	65.37	12:10:29.028
13 -	1:01.213	3.686	71.04	12:11:30.241
14 -	1:00.975	3.448	71.31	12:12:31.216
15 -	1:00.553	3.026	71.81	12:13:31.769

P26 64 Andrew KNIGHT

LAP	LAP TIME	DIFF	MPH	TIME OF DAY
1 -	1:05.548	6.009	66.34	11:59:23.872
2 -	59.960	0.421	72.52	12:00:23.832
3 -	59.639 (2)	0.100	72.91	12:01:23.471
4 -	59.539 (1)		73.03	12:02:23.010
5 -	1:00.049	0.510	72.41	12:03:23.059

Brands Hatch Indy

Circuit Length = 1.2079 miles

Start: 11:58 Flag 12:13 End: 12:14

Weather / Track : Bright / Dry

MSVR American Speedfest V

Bernie's V8s - HEAT 2

RACE 8 - LAP ANALYSIS

DIFF = Difference To Personal Best Lap

6 -	1:00.586	1.047	71.77	12:04:23.645
7 -	1:02.347	2.808	69.74	12:05:25.992
8 -	1:01.727	2.188	70.44	12:06:27.719
9 -	1:00.934	1.395	71.36	12:07:28.653
10 -	1:00.068	0.529	72.39	12:08:28.721
11 -	1:00.445	0.906	71.94	12:09:29.166
12 -	59.740 (3)	0.201	72.79	12:10:28.906
13 -	1:00.558	1.019	71.80	12:11:29.464
14 -	1:08.524	8.985	63.46	12:12:37.988
15 -	1:01.539	2.000	70.66	12:13:39.527

P27 60 William BRYAN

LAP	LAP TIME	DIFF	MPH	TIME OF DAY
1 -	1:14.684	13.109	58.22	11:59:33.008
2 -	1:07.263	5.688	64.65	12:00:40.271
3 -	1:05.110	3.535	66.78	12:01:45.381
4 -	1:03.680	2.105	68.28	12:02:49.061
5 -	1:04.383	2.808	67.54	12:03:53.444
6 -	1:03.315	1.740	68.68	12:04:56.759
7 -	1:02.707	1.132	69.34	12:05:59.466
8 -	1:02.442	0.867	69.64	12:07:01.908
9 -	1:02.688	1.113	69.36	12:08:04.596
10 -	1:04.337	2.762	67.59	12:09:08.933
11 -	1:01.575 (1)		70.62	12:10:10.508
12 -	1:03.513	1.938	68.46	12:11:14.021
13 -	1:02.976	1.401	69.05	12:12:16.997
14 -	1:01.940 (2)	0.365	70.20	12:13:18.937
15 -	1:02.321 (3)	0.746	69.77	12:14:21.258

P28 199 Jonnie WHEELER

LAP	LAP TIME	DIFF	MPH	TIME OF DAY
1 -	57.334	4.083	75.84	11:59:15.658
2 -	54.238	0.987	80.17	12:00:09.896
3 -	53.968	0.717	80.57	12:01:03.864
4 -	53.594 (3)	0.343	81.13	12:01:57.458
5 -	53.251 (1)		81.66	12:02:50.709
6 -	54.013	0.762	80.51	12:03:44.722
7 -	53.808	0.557	80.81	12:04:38.530
8 -	54.882	1.631	79.23	12:05:33.412
9 -	54.175	0.924	80.26	12:06:27.587
10 -	53.725	0.474	80.94	12:07:21.312
11 -	53.756	0.505	80.89	12:08:15.068
12 -	53.497 (2)	0.246	81.28	12:09:08.565
13 -	55.973	2.722	77.69	12:10:04.538

P29 54 Christopher RIDGE

LAP	LAP TIME	DIFF	MPH	TIME OF DAY
1 -	59.182	3.733	73.47	11:59:17.506
2 -	55.449 (1)		78.42	12:00:12.955
3 -	1:07.938	12.489	64.00	12:01:20.893
4 -	1:00.193	4.744	72.24	12:02:21.086
5 -	58.160	2.711	74.76	12:03:19.246
6 -	56.553	1.104	76.89	12:04:15.799
7 -	58.506	3.057	74.32	12:05:14.305
8 -	56.455 (3)	1.006	77.02	12:06:10.760
9 -	55.778 (2)	0.329	77.96	12:07:06.538
10 -	57.315	1.866	75.87	12:08:03.853
11 -	1:01.175	5.726	71.08	12:09:05.028
12 -	57.205	1.756	76.01	12:10:02.233
13 -	57.359	1.910	75.81	12:10:59.592

DIFF = Difference To Personal Best Lap

P30 73 Matthew CHAMBERS				
LAP	LAP TIME	DIFF	MPH	TIME OF DAY
1 -	1:14.232	13.642	58.58	11:59:32.556
2 -	1:01.051 (3)	0.461	71.22	12:00:33.607
3 -	1:01.715	1.125	70.46	12:01:35.322
4 -	1:01.233	0.643	71.01	12:02:36.555
5 -	1:00.801 (2)	0.211	71.52	12:03:37.356
6 -	1:00.590 (1)		71.77	12:04:37.946
7 -	1:01.114	0.524	71.15	12:05:39.060

P31 99 Michael SAUNDERS

LAP	LAP TIME	DIFF	MPH	TIME OF DAY
1 -	58.185	4.699	74.73	11:59:16.509
2 -	53.618 (2)	0.132	81.10	12:00:10.127
3 -	54.338	0.852	80.02	12:01:04.465
4 -	53.741 (3)	0.255	80.91	12:01:58.206
5 -	53.486 (1)		81.30	12:02:51.692
6 -	53.809	0.323	80.81	12:03:45.501

P32 96 Antony KNIGHT

LAP	LAP TIME	DIFF	MPH	TIME OF DAY
1 -	1:10.625	10.716	61.57	11:59:28.949
2 -	1:02.361	2.452	69.73	12:00:31.310
3 -	59.909 (1)		72.58	12:01:31.219
4 -	1:00.337 (2)	0.428	72.07	12:02:31.556
5 -	1:00.634 (3)	0.725	71.71	12:03:32.190
6 -	1:03.311	3.402	68.68	12:04:35.501

P33 70 Stuart DABURN

LAP	LAP TIME	DIFF	MPH	TIME OF DAY
1 -	58.445	4.729	74.40	11:59:16.769
2 -	53.716 (1)		80.95	12:00:10.485
3 -	54.238 (3)	0.522	80.17	12:01:04.723
4 -	54.275	0.559	80.12	12:01:58.998
5 -	54.100 (2)	0.384	80.38	12:02:53.098

P34 79 Jonathan UPCHURCH

LAP	LAP TIME	DIFF	MPH	TIME OF DAY
1 -	1:15.414 (1)		57.66	11:59:33.738


Weather / Track : Bright / Dry

Brands Hatch Indy
Circuit Length = 1.2079 miles
Start: 11:58 Flag 12:13 End: 12:14

MSVR American Speedfest V

Bernie's V8s - HEAT 2

RACE 12 - GRID (25 minutes)

ROW 17	33	70 Stuart DABURN	34	79 Jonathan UPCHURCH
ROW 16	31	99 Michael SAUNDERS	32	96 Antony KNIGHT
ROW 15	29	54 Christopher RIDGE	30	73 Matthew CHAMBERS
ROW 14	27	60 William BRYAN	28	199 Jonnie WHEELER
ROW 13	25	9 Guy SAMUELS	26	64 Andrew KNIGHT
ROW 12	23	11 Larry TUCKER	24	47 William SHEPHERD
ROW 11	21	16 James WHELAN	22	22 Marcus BICKNELL
ROW 10	19	7 Rikki CANN	20	77 Barry HOLMES
ROW 9	17	8 Simeon CHODOSH	18	240 Geoff HANSON
ROW 8	15	154 Robert FROST	16	101 Malcolm HARDING
ROW 7	13	88 Tom GRAY	14	84 Peter SAMUELS
ROW 6	11	66 Cheng LIM	12	95 Christopher RICHARDSON
ROW 5	9	2 Tim DAVIS	10	193 William SMALLRIDGE
ROW 4	7	186 Neil FOWLER	8	86 John PLANT
ROW 3	5	91 Ian PRIOR	6	188 Simon CRIPPS
ROW 2	3	19 Dave STEWART	4	41 Graham WALDEN
ROW 1	1	157 Tony PAXMAN	2	80 Mathew SMITH
Pole				
				

RESERVES TO START IN THE FOLLOWING ORDER: 93, 75

Brands Hatch Indy
Circuit Length = 1.2079 miles

These results are provisional until the conclusion of any judicial and technical matters.

Clerk Of Course :

Timekeeper :

MSVR American Speedfest V

Bernie's V8s - HEAT 2

RACE 12 - CLASSIFICATION - AMENDED

POS	NO	CL	PIC NAME	ENTRY	LAPS	TIME	GAP	DIFF	MPH	BEST	ON
1	2	HM	1 Tim DAVIS	TVR Tuscan -	26	25:15.758			74.59	52.202	8
2	193	GT	1 William SMALLRIDGE	Sunbeam Tiger -	26	25:32.885	17.127	17.127	73.75	52.028	22
3	186	HM	2 Neil FOWLER	MG BGT V8 -	26	25:33.044	17.286	0.159	73.75	53.317	6
4	93	HM	3 Russell MCCARTHY	MG BGT V8 -	26	25:33.658	17.900	0.614	73.72	53.715	7
5	188	HM	4 Simon CRIPPS	MG BGT V8 -	26	25:37.675	21.917	4.017	73.52	54.164	12
6	99	HM	5 Michael SAUNDERS	Ford MK 1 Escort Mexico -	26	25:38.980	23.222	1.305	73.46	53.609	19
7	91	HM	6 Ian PRIOR	MG BGT V8 -	26	25:47.520	31.762	8.540	73.06	54.409	26
8	80	S	1 Mathew SMITH	TVR Chimaera -	26	26:04.080	48.322	16.560	72.28	55.172	13
9	88	S	2 Tom GRAY	Pontiac Trans Am -	26	26:10.548	54.790	6.468	71.98	55.266	13
10	101	M	1 Malcolm HARDING	Ford Escort Zakspeed -	26	26:11.325	55.567	0.777	71.95	55.871	12
11	199	HM	7 Jonnie WHEELER	MG BGT V8 -	25	25:35.035	1 Lap	1 Lap	70.82	54.518	13
12	84	M	2 Peter SAMUELS	MGB GT V8 -	25	25:47.680	1 Lap	12.645	70.24	56.044	23
13	54*	HM	8 Christopher RIDGE	TVR Tuscan -	25	25:49.311	1 Lap	1.631	70.16	54.482	21
14	154	M	3 Robert FROST	Dax Tojiero -	25	25:52.863	1 Lap	3.552	70.00	55.942	22
15	47	S	3 William SHEPHERD	Ford Mustang -	25	25:55.044	1 Lap	2.181	69.91	56.266	13
16	240	M	4 Geoff HANSON	Datsun 240 Z GT2 -	25	25:59.103	1 Lap	4.059	69.72	56.889	22
17	8	M	5 Simeon CHODOSH	Chevrolet Corvette -	25	26:04.043	1 Lap	4.940	69.50	55.973	21
18	77	M	6 Barry HOLMES	MG BGT V8 -	25	26:11.495	1 Lap	7.452	69.17	57.586	22
19	16	M	7 James WHELAN	Shelby Daytona Cobra -	25	26:13.515	1 Lap	2.020	69.09	57.485	11
20	60	M	8 William BRYAN	TVR Griffith 200 -	24	25:16.944	2 Laps	1 Lap	68.80	57.464	23
21	9	M	9 Guy SAMUELS	MG BGT V8 -	24	25:20.026	2 Laps	3.082	68.66	57.608	21
22	11	S	4 Larry TUCKER	Ford Shelby GT350R -	24	25:24.772	2 Laps	4.746	68.44	58.555	23
23	64	M	10 Andrew KNIGHT	Ford Mustang -	24	25:27.346	2 Laps	2.574	68.33	58.529	23

NOT CLASSIFIED

DNF	7	M	Rikki CANN	Aston Martin V8 -	24	25:14.699	2 Laps		68.90	55.726	10
DNF	157	M	Tony PAXMAN	Ford Escort -	21	21:23.015	5 Laps	3 Laps	71.17	55.432	11
DNF	79	M	Jonathan UPCHURCH	MG BGT V8 -	21	23:48.707	5 Laps	2:25.692	63.91	1:02.552	2
DNF	41	HM	Graham WALDEN	TVR Tuscan Challenge RV8 -	13	11:59.059	13 Laps	8 Laps	78.61	54.080	9
DNF	66	HM	Cheng LIM	RAM Cobra -	12	11:57.997	14 Laps	1 Lap	72.67	58.111	11
DNF	19	HM	Dave STEWART	TVR Griffith -	8	8:36.541	18 Laps	4 Laps	67.34	54.159	5
DNF	96	GT	Antony KNIGHT	Ford Ascar -	6	6:12.000	20 Laps	2 Laps	70.13	59.356	3
DNF	86	HM	James PLANT	Allard J2 -	4	3:47.305	22 Laps	2 Laps	76.52	54.322	2
DNF	22	M	Marcus BICKNELL	Ford Mustang Mach 1 -	0						
DNF	75	HM	Peter CARTER	TVR Tuscan -	0						

FASTEST LAP

193	GT	William SMALLRIDGE	Sunbeam Tiger -	22	52.028	83.58 mph	134.51 kph
2	HM	Tim DAVIS	TVR Tuscan -	8	52.202	83.30 mph	134.06 kph
80	S	Mathew SMITH	TVR Chimaera -	13	55.172	78.81 mph	126.84 kph
157	M	Tony PAXMAN	Ford Escort -	11	55.432	78.44 mph	126.25 kph

Car 54 - 5 second penalty - Overtaking under yellow flags

Weather / Track : Bright / Dry

These results are provisional until the conclusion of any judicial and technical matters.

Brands Hatch Indy

Circuit Length = 1.2079 miles

Start: 17:47 Flag 18:12 End: 18:14

Clerk Of Course :	Timekeeper :
-------------------	--------------

MSVR American Speedfest V

Bernie's V8s - HEAT 2

RACE 12 - LAP CHART

LAP 1 @ 17:48:19.142			LAP 2 @ 17:49:13.835			LAP 3 @ 17:50:08.191			LAP 4 @ 17:51:02.423			LAP 5 @ 17:51:54.787		
NO	BEHIND	LAP TIME	NO	BEHIND	LAP TIME	NO	BEHIND	LAP TIME	NO	BEHIND	LAP TIME	NO	BEHIND	LAP TIME
188		57.720	188		54.693	188		54.356	2		52.460	2		52.364
41	1.423	59.143	41	1.481	54.751	2	1.772	54.140	193	0.808	52.590	193	0.572	52.128
19	2.029	59.749	86	1.902	54.322	193	2.450	53.947	188	0.909	55.141	188	2.943	54.398
86	2.273	59.993	2	1.988	53.880	41	2.765	55.640	41	3.655	55.122	41	5.655	54.364
157	2.581	1:00.301	193	2.859	53.885	86	4.487	56.941	86	6.304	56.049	186	7.841	53.868
2	2.801	1:00.521	19	3.020	55.684	19	4.771	56.107	186	6.337	55.751	19	8.515	54.159
80	3.373	1:01.093	186	4.762	55.680	186	4.818	54.412	19	6.720	56.181	80	13.801	56.493
193	3.667	1:01.387	157	5.577	57.689	157	7.445	56.224	80	9.672	56.243	91	14.135	56.410
186	3.775	1:01.495	80	5.665	56.985	80	7.661	56.352	91	10.089	56.337	93	14.515	55.224
91	3.871	1:01.591	91	5.870	56.692	91	7.984	56.470	88	10.679	56.014	88	15.145	56.830
88	4.906	1:02.626	88	7.027	56.814	88	8.897	56.226	157	11.384	58.171	99	15.814	55.292
101	5.613	1:03.333	101	7.560	56.640	101	9.676	56.472	93	11.655	54.126	157	16.004	56.984
84	6.194	1:03.914	84	8.830	57.329	84	11.074	56.600	101	12.262	56.818	101	17.451	57.553
66	6.497	1:04.217	47	10.909	57.428	93	11.761	54.588	99	12.886	54.043	84	18.893	56.941
47	8.174	1:05.894	93	11.529	56.124	47	13.018	56.465	84	14.316	57.474	47	20.243	57.231
240	8.515	1:06.235	99	12.271	56.596	99	13.075	55.160	47	15.376	56.590	199	22.457	56.167
8	8.841	1:06.561	240	12.921	59.099	199	15.550	56.248	199	18.654	57.336	54	24.028	56.042
154	9.470	1:07.190	66	13.140	1:01.336	240	17.293	58.728	54	20.350	56.973	240	27.577	58.172
7	9.642	1:07.362	199	13.658	57.771	54	17.609	57.146	240	21.769	58.708	154	28.980	58.154
93	10.098	1:07.818	154	14.528	59.751	66	18.312	59.528	66	23.016	58.936	7	29.763	58.239
77	10.291	1:08.011	8	14.635	1:00.487	154	19.158	58.986	154	23.190	58.264	66	30.758	1:00.106
99	10.368	1:08.088	54	14.819	58.288	7	19.901	58.884	7	23.888	58.219	8	34.163	59.612
199	10.580	1:08.300	7	15.373	1:00.424	8	21.349	1:01.070	8	26.915	59.798	77	34.679	1:00.087
64	10.994	1:08.714	77	16.366	1:00.768	77	21.554	59.544	77	26.956	59.634	64	34.918	59.922
54	11.224	1:08.944	64	16.596	1:00.295	64	21.852	59.612	64	27.360	59.740	60	35.326	59.289
16	11.973	1:09.693	16	17.455	1:00.175	11	22.949	59.196	11	28.317	59.600	11	36.495	1:00.542
11	12.749	1:10.469	11	18.109	1:00.053	60	23.550	59.543	60	28.401	59.083	16	37.113	1:00.068
9	13.692	1:11.412	60	18.363	59.266	16	23.717	1:00.618	16	29.409	59.924	96	37.554	1:00.044
60	13.790	1:11.510	96	19.458	59.969	96	24.458	59.356	96	29.874	59.648	9	39.020	59.853
96	14.182	1:11.902	9	20.468	1:01.469	9	25.939	59.827	9	31.531	59.824			
79	15.451	1:13.171	79	23.310	1:02.552	79	32.047	1:03.093	79	41.627	1:03.812			

Weather / Track : Bright / Dry

Brands Hatch Indy
 Circuit Length = 1.2079 miles
 Start: 17:47 Flag 18:12 End: 18:14

MSVR American Speedfest V

Bernie's V8s - HEAT 2

RACE 12 - LAP CHART

LAP 6 @ 17:52:47.736			LAP 7 @ 17:53:40.873			LAP 8 @ 17:54:33.075			LAP 9 @ 17:55:27.408			LAP 10 @ 17:56:21.758		
NO	BEHIND	LAP TIME	NO	BEHIND	LAP TIME	NO	BEHIND	LAP TIME	NO	BEHIND	LAP TIME	NO	BEHIND	LAP TIME
2		52.949	2		53.137	2		52.202	2		54.333	2		54.350
193	0.492	52.869	193	0.237	52.882	193	0.913	52.878	193	0.754	54.174	193	1.181	54.777
79	1 Lap	1:05.620	188	6.755	55.539	19	1 Lap	58.910	64	1 Lap	1:00.826	66	1 Lap	59.676
188	4.353	54.359	186	8.491	53.419	188	9.874	55.321	11	1 Lap	1:01.332	77	1 Lap	59.867
41	7.196	54.490	41	8.592	54.533	186	10.241	53.952	16	1 Lap	1:01.243	60	1 Lap	58.879
186	8.209	53.317	79	1 Lap	1:04.356	41	11.355	54.965	9	1 Lap	1:00.139	64	1 Lap	59.578
93	15.482	53.916	93	16.060	53.715	93	18.319	54.461	186	10.026	54.118	16	1 Lap	58.430
80	16.829	55.977	80	19.152	55.460	99	23.474	55.377	188	10.580	55.039	11	1 Lap	1:00.079
91	17.101	55.915	91	19.410	55.446	80	23.885	56.935	41	11.102	54.080	186	9.932	54.256
88	18.682	56.486	99	20.299	54.532	91	24.029	56.821	93	17.955	53.969	9	1 Lap	59.212
99	18.904	56.039	88	22.573	57.028	79	1 Lap	1:04.388	99	22.999	53.858	41	11.028	54.276
157	19.717	56.662	157	22.634	56.054	157	27.401	56.969	91	24.924	55.228	188	11.086	54.856
101	20.422	55.920	101	23.283	55.998	88	27.827	57.456	80	26.380	56.828	93	17.409	53.804
84	23.111	57.167	84	26.610	56.636	101	28.386	57.305	157	29.114	56.046	99	22.710	54.061
47	24.796	57.502	199	28.100	55.783	84	31.154	56.746	88	30.280	56.786	91	25.246	54.672
199	25.454	55.946	47	29.367	57.708	199	31.309	55.411	101	30.548	56.495	80	28.335	56.305
54	27.019	55.940	54	29.475	55.593	54	33.061	55.788	19	1 Lap	1:20.718 P	157	30.911	56.147
154	32.974	56.943	154	36.025	56.188	47	34.960	57.795	199	32.558	55.582	88	31.284	55.354
240	33.230	58.602	7	37.753	57.210	154	40.910	57.087	84	34.920	58.099	101	32.499	56.301
7	33.680	56.866	240	38.460	58.367	7	41.800	56.249	79	1 Lap	1:05.129	199	33.638	55.430
66	37.559	59.750	66	43.431	59.009	240	44.437	58.179	47	38.689	58.062	84	37.706	57.136
8	39.437	58.223	8	44.162	57.862	8	50.244	58.284	154	43.370	56.793	47	41.156	56.817
77	40.082	58.352	77	45.050	58.105	66	51.337	1:00.108	7	44.368	56.901	154	45.192	56.172
64	40.923	58.954	60	46.498	58.392	77	51.769	58.921	54	48.509	1:09.781	7	45.744	55.726
60	41.243	58.866	64	47.940	1:00.154	60	53.187	58.891	240	48.936	58.832	79	1 Lap	1:04.318
11	42.973	59.427	11	48.822	58.986				8	54.249	58.338	54	51.094	56.935
16	43.757	59.593	16	49.515	58.895							240	52.480	57.894
9	45.344	59.273	9	51.546	59.339									
96	45.686	1:01.081												
19	50.599	1:35.033												

Weather / Track : Bright / Dry

MSVR American Speedfest V

Bernie's V8s - HEAT 2

RACE 12 - LAP CHART

LAP 11 @ 17:57:14.426			LAP 12 @ 17:58:07.344			LAP 13 @ 17:59:00.756			LAP 14 @ 17:59:53.473			LAP 15 @ 18:00:47.319		
NO	BEHIND	LAP TIME	NO	BEHIND	LAP TIME	NO	BEHIND	LAP TIME	NO	BEHIND	LAP TIME	NO	BEHIND	LAP TIME
2		52.668	2		52.918	2		53.412	2		52.717	2		53.846
193	1.760	53.247	193	2.526	53.684	154	1 Lap	57.327	193	2.080	53.183	84	1 Lap	58.850
8	1 Lap	58.822	54	1 Lap	57.800	193	1.614	52.500	7	1 Lap	56.066	47	1 Lap	58.001
66	1 Lap	58.542	240	1 Lap	57.930	54	1 Lap	56.084	154	1 Lap	56.184	193	4.089	55.855
77	1 Lap	58.517	79	2 Laps	1:04.786	240	1 Lap	58.228	54	1 Lap	55.863	7	1 Lap	57.322
60	1 Lap	58.603	8	1 Lap	57.991	186	14.528	54.429	240	1 Lap	57.473	154	1 Lap	57.209
186	11.910	54.646	66	1 Lap	58.111	79	2 Laps	1:03.129	186	15.942	54.131	54	1 Lap	59.035
41	13.599	55.239	186	13.511	54.519	8	1 Lap	57.322	8	1 Lap	57.296	240	1 Lap	1:02.083
188	14.759	56.341	77	1 Lap	58.215	66	1 Lap	58.678	188	20.751	54.407	186	23.233	1:01.137
16	1 Lap	59.994	60	1 Lap	58.611	188	19.061	56.468	93	23.239	54.984	188	23.831	56.926
64	1 Lap	1:01.768	41	15.245	54.564	77	1 Lap	58.507	79	2 Laps	1:04.098	8	1 Lap	1:02.457
9	1 Lap	1:00.686	188	16.005	54.164	41	19.725	57.892	77	1 Lap	1:03.513	93	28.777	59.384
11	1 Lap	1:01.606	16	1 Lap	57.485	93	20.972	54.032	60	1 Lap	1:02.182	79	2 Laps	1:09.796
93	18.860	54.119	93	20.352	54.410	60	1 Lap	59.491	99	30.764	55.310	77	1 Lap	1:06.550
99	24.620	54.578	64	1 Lap	59.418	16	1 Lap	57.591	16	1 Lap	59.868	60	1 Lap	1:06.760
91	27.219	54.641	9	1 Lap	59.021	99	28.171	55.951	91	33.559	55.405	99	43.974	1:07.056
80	31.001	55.334	11	1 Lap	59.108	64	1 Lap	59.546	64	1 Lap	1:00.038	16	1 Lap	1:07.906
157	33.675	55.432	99	25.632	53.930	9	1 Lap	59.335	9	1 Lap	59.540	91	45.883	1:06.170
88	33.962	55.346	91	29.239	54.938	11	1 Lap	59.776	11	1 Lap	59.802	64	1 Lap	1:05.925
101	35.739	55.908	80	33.312	55.229	91	30.871	55.044	80	38.171	55.816	9	1 Lap	1:05.942
199	36.321	55.351	88	36.620	55.576	80	35.072	55.172	157	45.370	58.561	11	1 Lap	1:06.007
84	42.443	57.405	157	37.482	56.725	88	38.474	55.266	199	45.461	58.499	80	50.911	1:06.586
47	45.136	56.648	199	38.573	55.170	157	39.526	55.456	88	45.667	59.910	157	1:13.253	1:21.729
7	50.006	56.930	101	38.692	55.871	199	39.679	54.518	101	45.915	57.441	199	1:13.460	1:21.845
154	50.227	57.703	84	46.688	57.163	101	41.191	55.911				88	1:15.451	1:23.630
			47	48.686	56.468	84	49.974	56.698				101	1:16.166	1:24.097
			7	53.092	56.004	47	51.540	56.266						

Weather / Track : Bright / Dry

MSVR American Speedfest V

Bernie's V8s - HEAT 2

RACE 12 - LAP CHART

LAP 16 @ 18:02:24.693			LAP 17 @ 18:04:17.065			LAP 18 @ 18:05:33.699			LAP 19 @ 18:06:26.006			LAP 20 @ 18:07:18.757		
NO	BEHIND	LAP TIME	NO	BEHIND	LAP TIME	NO	BEHIND	LAP TIME	NO	BEHIND	LAP TIME	NO	BEHIND	LAP TIME
2		1:37.374	2		1:52.372	2		1:16.634	2		52.307	2		52.751
84	1 Lap	1:35.723	84	1 Lap	1:52.437	84	1 Lap	1:17.583	193	1.992	52.474	193	1.452	52.211
47	1 Lap	1:35.388	47	1 Lap	1:52.980	47	1 Lap	1:16.803	47	1 Lap	57.770	186	10.548	55.257
193	1.732	1:35.017	193	2.849	1:53.489	193	1.825	1:15.610	84	1 Lap	57.967	93	10.963	55.041
7	1 Lap	1:33.393	7	1 Lap	1:53.575	7	1 Lap	1:15.742	54	1 Lap	55.940	84	1 Lap	57.594
154	1 Lap	1:32.735	154	1 Lap	1:53.464	154	1 Lap	1:15.768	7	1 Lap	57.142	188	13.345	56.729
54	1 Lap	1:27.808	54	1 Lap	1:53.232	54	1 Lap	1:14.973	186	8.042	54.778	54	1 Lap	58.569
240	1 Lap	1:20.482	240	1 Lap	1:52.862	240	1 Lap	1:15.885	93	8.673	54.519	47	1 Lap	59.777
186	6.540	1:20.681	186	6.797	1:52.629	186	5.571	1:15.408	188	9.367	55.906	7	1 Lap	59.595
188	7.209	1:20.752	188	7.125	1:52.288	188	5.768	1:15.277	154	1 Lap	58.519	154	1 Lap	57.873
8	1 Lap	1:16.705	8	1 Lap	1:52.197	93	6.461	1:14.848	240	1 Lap	57.798	99	15.473	54.717
93	8.624	1:17.221	93	8.247	1:51.995	8	1 Lap	1:15.800	8	1 Lap	56.860	8	1 Lap	57.285
79	2 Laps	1:06.626	79	2 Laps	1:49.945	77	1 Lap	1:18.678	99	13.507	53.609	240	1 Lap	58.421
77	1 Lap	1:06.642	77	1 Lap	1:50.179	79	2 Laps	1:19.564	77	1 Lap	58.420	91	20.361	55.111
60	1 Lap	1:06.392	60	1 Lap	1:50.108	99	12.205	1:17.651	91	18.001	56.895	77	1 Lap	58.442
99	12.931	1:06.331	99	11.188	1:50.629	60	1 Lap	1:18.839	60	1 Lap	59.380	60	1 Lap	58.592
16	1 Lap	1:05.250	16	1 Lap	1:50.722	91	13.413	1:17.813	16	1 Lap	59.362	80	26.191	55.694
91	14.053	1:05.544	91	12.234	1:50.553	16	1 Lap	1:18.456	64	1 Lap	59.853	16	1 Lap	58.451
64	1 Lap	1:05.276	64	1 Lap	1:49.353	64	1 Lap	1:18.723	80	23.248	57.740	157	27.489	56.303
9	1 Lap	1:05.798	9	1 Lap	1:49.598	9	1 Lap	1:18.531	199	23.659	56.954	199	27.845	56.937
11	1 Lap	1:05.806	11	1 Lap	1:49.103	11	1 Lap	1:19.166	157	23.937	58.218	64	1 Lap	59.713
80	19.128	1:05.591	80	16.102	1:49.346	80	17.815	1:18.347	9	1 Lap	59.751	9	1 Lap	59.451
157	39.032	1:03.153	157	16.654	1:29.994	157	18.026	1:18.006	11	1 Lap	1:01.037	88	30.899	56.736
199	39.286	1:03.200	199	17.027	1:30.113	199	19.012	1:18.619	101	26.720	56.869	101	31.390	57.421
88	40.419	1:02.342	88	17.599	1:29.552	101	22.158	1:20.947	88	26.914	56.905	11	1 Lap	59.478
101	40.789	1:01.997	101	17.845	1:29.428	88	22.316	1:21.351	79	2 Laps	1:07.434	79	2 Laps	1:03.766

Weather / Track : Bright / Dry

MSVR American Speedfest V

Bernie's V8s - HEAT 2

RACE 12 - LAP CHART

LAP 21 @ 18:08:11.470			LAP 22 @ 18:09:04.180			LAP 23 @ 18:09:56.704			LAP 24 @ 18:10:49.555			LAP 25 @ 18:11:43.451		
NO	BEHIND	LAP TIME	NO	BEHIND	LAP TIME	NO	BEHIND	LAP TIME	NO	BEHIND	LAP TIME	NO	BEHIND	LAP TIME
2		52.713	2		52.710	2		52.524	2		52.851	2		53.896
193	1.249	52.510	193	0.567	52.028	193	0.071	52.028	64	2 Laps	59.124	9	2 Laps	57.886
186	12.208	54.373	186	13.591	54.093	79	3 Laps	1:04.418	193	3.316	56.096	11	2 Laps	58.555
93	12.716	54.466	93	14.296	54.290	186	15.165	54.098	186	16.884	54.570	64	2 Laps	58.529
188	15.114	54.482	188	16.755	54.351	93	15.635	53.863	93	17.246	54.462	193	8.325	58.905
54	1 Lap	54.993	54	1 Lap	54.482	188	18.544	54.313	188	20.167	54.474	186	17.015	54.027
84	1 Lap	56.350	84	1 Lap	56.475	54	1 Lap	55.478	79	3 Laps	1:04.767	93	17.510	54.160
7	1 Lap	56.357	99	19.548	53.797	99	20.643	53.619	99	22.469	54.677	188	21.030	54.759
99	18.461	55.701	7	1 Lap	56.607	84	1 Lap	56.522	54	1 Lap	56.138	99	22.632	54.059
47	1 Lap	57.429	47	1 Lap	56.667	7	1 Lap	56.243	84	1 Lap	56.044	54	1 Lap	56.486
154	1 Lap	57.511	154	1 Lap	55.995	154	1 Lap	55.942	91	29.961	54.991	84	1 Lap	56.603
8	1 Lap	57.794	8	1 Lap	55.973	91	27.821	55.630	154	1 Lap	56.459	91	31.082	55.017
240	1 Lap	57.525	91	24.715	54.785	47	1 Lap	57.508	8	1 Lap	56.381	154	1 Lap	57.992
91	22.640	54.992	240	1 Lap	57.390	8	1 Lap	57.110	47	1 Lap	57.656	8	1 Lap	56.946
77	1 Lap	58.092	199	33.790	55.835	240	1 Lap	56.889	240	1 Lap	57.382	47	1 Lap	56.759
80	29.923	56.445	80	34.541	57.328	199	37.245	55.979	7	1 Lap	1:05.122	240	1 Lap	57.582
199	30.665	55.533	77	1 Lap	59.778	80	38.493	56.476	199	39.923	55.529	80	44.483	56.661
16	1 Lap	59.240	16	1 Lap	58.324	77	1 Lap	57.586	80	41.718	56.076	77	1 Lap	58.219
157	32.967	58.191	88	39.591	57.412	16	1 Lap	57.486	77	1 Lap	57.995	88	51.320	57.798
60	1 Lap	1:00.526	60	1 Lap	59.351	88	43.661	56.594	88	47.418	56.608	101	51.896	56.369
88	34.889	56.703	101	40.355	56.506	101	45.325	57.494	101	49.423	56.949	7	1 Lap	1:08.521
101	36.559	57.882	9	1 Lap	57.608	60	1 Lap	59.015	16	1 Lap	58.983	16	1 Lap	57.669
9	1 Lap	1:00.453	11	1 Lap	59.314	9	1 Lap	58.095	60	1 Lap	57.464			
64	1 Lap	1:01.170	64	1 Lap	1:00.935	11	1 Lap	58.959						
11	1 Lap	58.766												
79	2 Laps	1:03.939												

Weather / Track : Bright / Dry

MSVR American Speedfest V

Bernie's V8s - HEAT 2

RACE 12 - LAP CHART

LAP 26 @ 18:12:37.180

NO	BEHIND	LAP TIME
2		53.729
60	2 Laps	57.911
9	2 Laps	57.983
11	2 Laps	58.605
64	2 Laps	1:00.180
193	17.127	1:02.531
186	17.286	54.000
93	17.900	54.119
199	1 Lap	1:26.979
188	21.917	54.616
99	23.222	54.319
54	1 Lap	56.000
91	31.762	54.409
84	1 Lap	56.224
154	1 Lap	56.654
47	1 Lap	57.432
240	1 Lap	58.357
8	1 Lap	1:06.869
80	48.322	57.568
88	54.790	57.199
101	55.567	57.400
77	1 Lap	58.873
16	1 Lap	58.089

MSVR American Speedfest V

Bernie's V8s - HEAT 2

RACE 12 - LAP ANALYSIS

DIFF = Difference To Personal Best Lap

P1 2 Tim DAVIS				
LAP	LAP TIME	DIFF	MPH	TIME OF DAY
1 -	1:00.521	8.319	71.85	17:48:21.943
2 -	53.880	1.678	80.70	17:49:15.823
3 -	54.140	1.938	80.32	17:50:09.963
4 -	52.460	0.258	82.89	17:51:02.423
5 -	52.364 (3)	0.162	83.04	17:51:54.787
6 -	52.949	0.747	82.12	17:52:47.736
7 -	53.137	0.935	81.83	17:53:40.873
8 -	52.202 (1)		83.30	17:54:33.075
9 -	54.333	2.131	80.03	17:55:27.408
10 -	54.350	2.148	80.01	17:56:21.758
11 -	52.668	0.466	82.56	17:57:14.426
12 -	52.918	0.716	82.17	17:58:07.344
13 -	53.412	1.210	81.41	17:59:00.756
14 -	52.717	0.515	82.48	17:59:53.473
15 -	53.846	1.644	80.76	18:00:47.319
16 -	1:37.374	45.172	44.65	18:02:24.693
17 -	1:52.372	1:00.170	38.69	18:04:17.065
18 -	1:16.634	24.432	56.74	18:05:33.699
19 -	52.307 (2)	0.105	83.13	18:06:26.006
20 -	52.751	0.549	82.43	18:07:18.757
21 -	52.713	0.511	82.49	18:08:11.470
22 -	52.710	0.508	82.50	18:09:04.180
23 -	52.524	0.322	82.79	18:09:56.704
24 -	52.851	0.649	82.28	18:10:49.555
25 -	53.896	1.694	80.68	18:11:43.451
26 -	53.729	1.527	80.93	18:12:37.180

P2 193 William SMALLRIDGE				
LAP	LAP TIME	DIFF	MPH	TIME OF DAY
1 -	1:01.387	9.359	70.83	17:48:22.809
2 -	53.885	1.857	80.70	17:49:16.694
3 -	53.947	1.919	80.60	17:50:10.641
4 -	52.590	0.562	82.68	17:51:03.231
5 -	52.128 (3)	0.100	83.42	17:51:55.359
6 -	52.869	0.841	82.25	17:52:48.228
7 -	52.882	0.854	82.23	17:53:41.110
8 -	52.878	0.850	82.23	17:54:33.988
9 -	54.174	2.146	80.27	17:55:28.162
10 -	54.777	2.749	79.38	17:56:22.939
11 -	53.247	1.219	81.66	17:57:16.186
12 -	53.684	1.656	81.00	17:58:09.870
13 -	52.500	0.472	82.83	17:59:02.370
14 -	53.183	1.155	81.76	17:59:55.553
15 -	55.855	3.827	77.85	18:00:51.408
16 -	1:35.017	42.989	45.76	18:02:26.425
17 -	1:53.489	1:01.461	38.31	18:04:19.914
18 -	1:15.610	23.582	57.51	18:05:35.524
19 -	52.474	0.446	82.87	18:06:27.998
20 -	52.211	0.183	83.28	18:07:20.209
21 -	52.510	0.482	82.81	18:08:12.719
22 -	52.028 (1)		83.58	18:09:04.747
23 -	52.028 (1)		83.58	18:09:56.775
24 -	56.096	4.068	77.52	18:10:52.871
25 -	58.905	6.877	73.82	18:11:51.776
26 -	1:02.531	10.503	69.54	18:12:54.307

P3 186 Neil FOWLER				
LAP	LAP TIME	DIFF	MPH	TIME OF DAY
1 -	1:01.495	8.178	70.71	17:48:22.917
2 -	55.680	2.363	78.09	17:49:18.597

DIFF = Difference To Personal Best Lap

3 -	54.412	1.095	79.91	17:50:13.009
4 -	55.751	2.434	78.00	17:51:08.760
5 -	53.868 (3)	0.551	80.72	17:52:02.628
6 -	53.317 (1)		81.56	17:52:55.945
7 -	53.419 (2)	0.102	81.40	17:53:49.364
8 -	53.952	0.635	80.60	17:54:43.316
9 -	54.118	0.801	80.35	17:55:37.434
10 -	54.256	0.939	80.14	17:56:31.690
11 -	54.646	1.329	79.57	17:57:26.336
12 -	54.519	1.202	79.76	17:58:20.855
13 -	54.429	1.112	79.89	17:59:15.284
14 -	54.131	0.814	80.33	18:00:09.415
15 -	1:01.137	7.820	71.12	18:01:10.552
16 -	1:20.681	27.364	53.89	18:02:31.233
17 -	1:52.629	59.312	38.60	18:04:23.862
18 -	1:15.408	22.091	57.66	18:05:39.270
19 -	54.778	1.461	79.38	18:06:34.048
20 -	55.257	1.940	78.69	18:07:29.305
21 -	54.373	1.056	79.97	18:08:23.678
22 -	54.093	0.776	80.39	18:09:17.771
23 -	54.098	0.781	80.38	18:10:11.869
24 -	54.570	1.253	79.68	18:11:06.439
25 -	54.027	0.710	80.48	18:12:00.466
26 -	54.000	0.683	80.52	18:12:54.466

P4 93 Russell MCCARTHY				
LAP	LAP TIME	DIFF	MPH	TIME OF DAY
1 -	1:07.818	14.103	64.12	17:48:29.240
2 -	56.124	2.409	77.48	17:49:25.364
3 -	54.588	0.873	79.66	17:50:19.952
4 -	54.126	0.411	80.34	17:51:14.078
5 -	55.224	1.509	78.74	17:52:09.302
6 -	53.916	0.201	80.65	17:53:03.218
7 -	53.715 (1)		80.95	17:53:56.933
8 -	54.461	0.746	79.84	17:54:51.394
9 -	53.969	0.254	80.57	17:55:45.363
10 -	53.804 (2)	0.089	80.82	17:56:39.167
11 -	54.119	0.404	80.35	17:57:33.286
12 -	54.410	0.695	79.92	17:58:27.696
13 -	54.032	0.317	80.48	17:59:21.728
14 -	54.984	1.269	79.08	18:00:16.712
15 -	59.384	5.669	73.22	18:01:16.096
16 -	1:17.221	23.506	56.31	18:02:33.317
17 -	1:51.995	58.280	38.82	18:04:25.312
18 -	1:14.848	21.133	58.09	18:05:40.160
19 -	54.519	0.804	79.76	18:06:34.679
20 -	55.041	1.326	79.00	18:07:29.720
21 -	54.466	0.751	79.84	18:08:24.186
22 -	54.290	0.575	80.09	18:09:18.476
23 -	53.863 (3)	0.148	80.73	18:10:12.339
24 -	54.462	0.747	79.84	18:11:06.801
25 -	54.160	0.445	80.29	18:12:00.961
26 -	54.119	0.404	80.35	18:12:55.080

P5 188 Simon CRIPPS				
LAP	LAP TIME	DIFF	MPH	TIME OF DAY
1 -	57.720	3.556	75.33	17:48:19.142
2 -	54.693	0.529	79.50	17:49:13.835
3 -	54.356	0.192	80.00	17:50:08.191
4 -	55.141	0.977	78.86	17:51:03.332
5 -	54.398	0.234	79.94	17:51:57.730
6 -	54.359	0.195	79.99	17:52:52.089
7 -	55.539	1.375	78.29	17:53:47.628

Weather / Track : Bright / Dry

Brands Hatch Indy
Circuit Length = 1.2079 miles
Start: 17:47 Flag 18:12 End: 18:14

MSVR American Speedfest V

Bernie's V8s - HEAT 2

RACE 12 - LAP ANALYSIS

DIFF = Difference To Personal Best Lap

8 -	55.321	1.157	78.60	17:54:42.949
9 -	55.039	0.875	79.00	17:55:37.988
10 -	54.856	0.692	79.27	17:56:32.844
11 -	56.341	2.177	77.18	17:57:29.185
12 -	54.164 (1)		80.28	17:58:23.349
13 -	56.468	2.304	77.01	17:59:19.817
14 -	54.407	0.243	79.92	18:00:14.224
15 -	56.926	2.762	76.39	18:01:11.150
16 -	1:20.752	26.588	53.85	18:02:31.902
17 -	1:52.288	58.124	38.72	18:04:24.190
18 -	1:15.277	21.113	57.76	18:05:39.467
19 -	55.906	1.742	77.78	18:06:35.373
20 -	56.729	2.565	76.65	18:07:32.102
21 -	54.482	0.318	79.81	18:08:26.584
22 -	54.351 (3)	0.187	80.00	18:09:20.935
23 -	54.313 (2)	0.149	80.06	18:10:15.248
24 -	54.474	0.310	79.82	18:11:09.722
25 -	54.759	0.595	79.41	18:12:04.481
26 -	54.616	0.452	79.62	18:12:59.097

P6 99 Michael SAUNDERS

LAP	LAP TIME	DIFF	MPH	TIME OF DAY
1 -	1:08.088	14.479	63.86	17:48:29.510
2 -	56.596	2.987	76.83	17:49:26.106
3 -	55.160	1.551	78.83	17:50:21.266
4 -	54.043	0.434	80.46	17:51:15.309
5 -	55.292	1.683	78.64	17:52:10.601
6 -	56.039	2.430	77.59	17:53:06.640
7 -	54.532	0.923	79.74	17:54:01.172
8 -	55.377	1.768	78.52	17:54:56.549
9 -	53.858	0.249	80.74	17:55:50.407
10 -	54.061	0.452	80.43	17:56:44.468
11 -	54.578	0.969	79.67	17:57:39.046
12 -	53.930	0.321	80.63	17:58:32.976
13 -	55.951	2.342	77.72	17:59:28.927
14 -	55.310	1.701	78.62	18:00:24.237
15 -	1:07.056	13.447	64.85	18:01:31.293
16 -	1:06.331	12.722	65.55	18:02:37.624
17 -	1:50.629	57.020	39.30	18:04:28.253
18 -	1:17.651	24.042	56.00	18:05:45.904
19 -	53.609 (1)		81.11	18:06:39.513
20 -	54.717	1.108	79.47	18:07:34.230
21 -	55.701	2.092	78.07	18:08:29.931
22 -	53.797 (3)	0.188	80.83	18:09:23.728
23 -	53.619 (2)	0.010	81.10	18:10:17.347
24 -	54.677	1.068	79.53	18:11:12.024
25 -	54.059	0.450	80.44	18:12:06.083
26 -	54.319	0.710	80.05	18:13:00.402

P7 91 Ian PRIOR

LAP	LAP TIME	DIFF	MPH	TIME OF DAY
1 -	1:01.591	7.182	70.60	17:48:23.013
2 -	56.692	2.283	76.70	17:49:19.705
3 -	56.470	2.061	77.00	17:50:16.175
4 -	56.337	1.928	77.18	17:51:12.512
5 -	56.410	2.001	77.08	17:52:08.922
6 -	55.915	1.506	77.77	17:53:04.837
7 -	55.446	1.037	78.42	17:54:00.283
8 -	56.821	2.412	76.53	17:54:57.104
9 -	55.228	0.819	78.73	17:55:52.332
10 -	54.672 (3)	0.263	79.53	17:56:47.004
11 -	54.641 (2)	0.232	79.58	17:57:41.645
12 -	54.938	0.529	79.15	17:58:36.583

DIFF = Difference To Personal Best Lap

13 -	55.044	0.635	79.00	17:59:31.627
14 -	55.405	0.996	78.48	18:00:27.032
15 -	1:06.170	11.761	65.71	18:01:33.202
16 -	1:05.544	11.135	66.34	18:02:38.746
17 -	1:50.553	56.144	39.33	18:04:29.299
18 -	1:17.813	23.404	55.88	18:05:47.112
19 -	56.895	2.486	76.43	18:06:44.007
20 -	55.111	0.702	78.90	18:07:39.118
21 -	54.992	0.583	79.07	18:08:34.110
22 -	54.785	0.376	79.37	18:09:28.895
23 -	55.630	1.221	78.17	18:10:24.525
24 -	54.991	0.582	79.07	18:11:19.516
25 -	55.017	0.608	79.04	18:12:14.533
26 -	54.409 (1)		79.92	18:13:08.942

P8 80 Mathew SMITH

LAP	LAP TIME	DIFF	MPH	TIME OF DAY
1 -	1:01.093	5.921	71.17	17:48:22.515
2 -	56.985	1.813	76.31	17:49:19.500
3 -	56.352	1.180	77.16	17:50:15.852
4 -	56.243	1.071	77.31	17:51:12.095
5 -	56.493	1.321	76.97	17:52:08.588
6 -	55.977	0.805	77.68	17:53:04.565
7 -	55.460	0.288	78.40	17:54:00.025
8 -	56.935	1.763	76.37	17:54:56.960
9 -	56.828	1.656	76.52	17:55:53.788
10 -	56.305	1.133	77.23	17:56:50.093
11 -	55.334 (3)	0.162	78.58	17:57:45.427
12 -	55.229 (2)	0.057	78.73	17:58:40.656
13 -	55.172 (1)		78.81	17:59:35.828
14 -	55.816	0.644	77.90	18:00:31.644
15 -	1:06.586	11.414	65.30	18:01:38.230
16 -	1:05.591	10.419	66.29	18:02:43.821
17 -	1:49.346	54.174	39.76	18:04:33.167
18 -	1:18.347	23.175	55.50	18:05:51.514
19 -	57.740	2.568	75.31	18:06:49.254
20 -	55.694	0.522	78.08	18:07:44.948
21 -	56.445	1.273	77.04	18:08:41.393
22 -	57.328	2.156	75.85	18:09:38.721
23 -	56.476	1.304	76.99	18:10:35.197
24 -	56.076	0.904	77.54	18:11:31.273
25 -	56.661	1.489	76.74	18:12:27.934
26 -	57.568	2.396	75.53	18:13:25.502

P9 88 Tom GRAY

LAP	LAP TIME	DIFF	MPH	TIME OF DAY
1 -	1:02.626	7.360	69.43	17:48:24.048
2 -	56.814	1.548	76.54	17:49:20.862
3 -	56.226	0.960	77.34	17:50:17.088
4 -	56.014	0.748	77.63	17:51:13.102
5 -	56.830	1.564	76.51	17:52:09.932
6 -	56.486	1.220	76.98	17:53:06.418
7 -	57.028	1.762	76.25	17:54:03.446
8 -	57.456	2.190	75.68	17:55:00.902
9 -	56.786	1.520	76.57	17:55:57.688
10 -	55.354 (3)	0.088	78.55	17:56:53.042
11 -	55.346 (2)	0.080	78.57	17:57:48.388
12 -	55.576	0.310	78.24	17:58:43.964
13 -	55.266 (1)		78.68	17:59:39.230
14 -	59.910	4.644	72.58	18:00:39.140
15 -	1:23.630	28.364	51.99	18:02:02.770
16 -	1:02.342	7.076	69.75	18:03:05.112
17 -	1:29.552	34.286	48.55	18:04:34.664

Weather / Track : Bright / Dry

Brands Hatch Indy

Circuit Length = 1.2079 miles

Start: 17:47 Flag 18:12 End: 18:14

MSVR American Speedfest V

Bernie's V8s - HEAT 2

RACE 12 - LAP ANALYSIS

DIFF = Difference To Personal Best Lap

18 -	1:21.351	26.085	53.45	18:05:56.015
19 -	56.905	1.639	76.41	18:06:52.920
20 -	56.736	1.470	76.64	18:07:49.656
21 -	56.703	1.437	76.69	18:08:46.359
22 -	57.412	2.146	75.74	18:09:43.771
23 -	56.594	1.328	76.83	18:10:40.365
24 -	56.608	1.342	76.81	18:11:36.973
25 -	57.798	2.532	75.23	18:12:34.771
26 -	57.199	1.933	76.02	18:13:31.970

P10 101 Malcolm HARDING

LAP	LAP TIME	DIFF	MPH	TIME OF DAY
1 -	1:03.333	7.462	68.66	17:48:24.755
2 -	56.640	0.769	76.77	17:49:21.395
3 -	56.472	0.601	77.00	17:50:17.867
4 -	56.818	0.947	76.53	17:51:14.685
5 -	57.553	1.682	75.55	17:52:12.238
6 -	55.920	0.049	77.76	17:53:08.158
7 -	55.998	0.127	77.65	17:54:04.156
8 -	57.305	1.434	75.88	17:55:01.461
9 -	56.495	0.624	76.97	17:55:57.956
10 -	56.301	0.430	77.23	17:56:54.257
11 -	55.908 (2)	0.037	77.78	17:57:50.165
12 -	55.871 (1)		77.83	17:58:46.036
13 -	55.911 (3)	0.040	77.77	17:59:41.947
14 -	57.441	1.570	75.70	18:00:39.388
15 -	1:24.097	28.226	51.70	18:02:03.485
16 -	1:01.997	6.126	70.14	18:03:05.482
17 -	1:29.428	33.557	48.62	18:04:34.910
18 -	1:20.947	25.076	53.72	18:05:55.857
19 -	56.869	0.998	76.46	18:06:52.726
20 -	57.421	1.550	75.73	18:07:50.147
21 -	57.882	2.011	75.12	18:08:48.029
22 -	56.506	0.635	76.95	18:09:44.535
23 -	57.494	1.623	75.63	18:10:42.029
24 -	56.949	1.078	76.35	18:11:38.978
25 -	56.369	0.498	77.14	18:12:35.347
26 -	57.400	1.529	75.75	18:13:32.747

P11 199 Jonnie WHEELER

LAP	LAP TIME	DIFF	MPH	TIME OF DAY
1 -	1:08.300	13.782	63.66	17:48:29.722
2 -	57.771	3.253	75.27	17:49:27.493
3 -	56.248	1.730	77.31	17:50:23.741
4 -	57.336	2.818	75.84	17:51:21.077
5 -	56.167	1.649	77.42	17:52:17.244
6 -	55.946	1.428	77.72	17:53:13.190
7 -	55.783	1.265	77.95	17:54:08.973
8 -	55.411	0.893	78.47	17:55:04.384
9 -	55.582	1.064	78.23	17:55:59.966
10 -	55.430	0.912	78.45	17:56:55.396
11 -	55.351 (3)	0.833	78.56	17:57:50.747
12 -	55.170 (2)	0.652	78.82	17:58:45.917
13 -	54.518 (1)		79.76	17:59:40.435
14 -	58.499	3.981	74.33	18:00:38.934
15 -	1:21.845	27.327	53.13	18:02:00.779
16 -	1:03.200	8.682	68.80	18:03:03.979
17 -	1:30.113	35.595	48.25	18:04:34.092
18 -	1:18.619	24.101	55.31	18:05:52.711
19 -	56.954	2.436	76.35	18:06:49.665
20 -	56.937	2.419	76.37	18:07:46.602
21 -	55.533	1.015	78.30	18:08:42.135
22 -	55.835	1.317	77.88	18:09:37.970

DIFF = Difference To Personal Best Lap

23 -	55.979	1.461	77.68	18:10:33.949
24 -	55.529	1.011	78.31	18:11:29.478
25 -	1:26.979	32.461	49.99	18:12:56.457

P12 54 Christopher RIDGE

LAP	LAP TIME	DIFF	MPH	TIME OF DAY
1 -	1:08.944	14.462	63.07	17:48:30.366
2 -	58.288	3.806	74.60	17:49:28.654
3 -	57.146	2.664	76.09	17:50:25.800
4 -	56.973	2.491	76.32	17:51:22.773
5 -	56.042	1.560	77.59	17:52:18.815
6 -	55.940	1.458	77.73	17:53:14.755
7 -	55.593	1.111	78.22	17:54:10.348
8 -	55.788	1.306	77.94	17:55:06.136
9 -	1:09.781	15.299	62.31	17:56:15.917
10 -	56.935	2.453	76.37	17:57:12.852
11 -	57.800	3.318	75.23	17:58:10.652
12 -	56.084	1.602	77.53	17:59:06.736
13 -	55.863	1.381	77.84	18:00:02.599
14 -	59.035	4.553	73.66	18:01:01.634
15 -	1:27.808	33.326	49.52	18:02:29.442
16 -	1:53.232	58.750	38.40	18:04:22.674
17 -	1:14.973	20.491	58.00	18:05:37.647
18 -	55.940	1.458	77.73	18:06:33.587
19 -	58.569	4.087	74.24	18:07:32.156
20 -	54.993 (2)	0.511	79.07	18:08:27.149
21 -	54.482 (1)		79.81	18:09:21.631
22 -	55.478 (3)	0.996	78.38	18:10:17.109
23 -	56.138	1.656	77.46	18:11:13.247
24 -	56.486	2.004	76.98	18:12:09.733
25 -	56.000	1.518	77.65	18:13:05.733

P13 84 Peter SAMUELS

LAP	LAP TIME	DIFF	MPH	TIME OF DAY
1 -	1:03.914	7.870	68.03	17:48:25.336
2 -	57.329	1.285	75.85	17:49:22.665
3 -	56.600	0.556	76.83	17:50:19.265
4 -	57.474	1.430	75.66	17:51:16.739
5 -	56.941	0.897	76.37	17:52:13.680
6 -	57.167	1.123	76.06	17:53:10.847
7 -	56.636	0.592	76.78	17:54:07.483
8 -	56.746	0.702	76.63	17:55:04.229
9 -	58.099	2.055	74.84	17:56:02.328
10 -	57.136	1.092	76.10	17:56:59.464
11 -	57.405	1.361	75.75	17:57:56.869
12 -	57.163	1.119	76.07	17:58:54.032
13 -	56.698	0.654	76.69	17:59:50.730
14 -	58.850	2.806	73.89	18:00:49.580
15 -	1:35.723	39.679	45.42	18:02:25.303
16 -	1:52.437	56.393	38.67	18:04:17.740
17 -	1:17.583	21.539	56.05	18:05:35.323
18 -	57.967	1.923	75.01	18:06:33.290
19 -	57.594	1.550	75.50	18:07:30.884
20 -	56.350 (3)	0.306	77.17	18:08:27.234
21 -	56.475	0.431	77.00	18:09:23.709
22 -	56.522	0.478	76.93	18:10:20.231
23 -	56.044 (1)		77.59	18:11:16.275
24 -	56.603	0.559	76.82	18:12:12.878
25 -	56.224 (2)	0.180	77.34	18:13:09.102

Weather / Track : Bright / Dry

Brands Hatch Indy
Circuit Length = 1.2079 miles
Start: 17:47 Flag 18:12 End: 18:14

MSVR American Speedfest V

Bernie's V8s - HEAT 2

RACE 12 - LAP ANALYSIS

DIFF = Difference To Personal Best Lap

P14 154 Robert FROST				
LAP	LAP TIME	DIFF	MPH	TIME OF DAY
1 -	1:07.190	11.248	64.72	17:48:28.612
2 -	59.751	3.809	72.77	17:49:28.363
3 -	58.986	3.044	73.72	17:50:27.349
4 -	58.264	2.322	74.63	17:51:25.613
5 -	58.154	2.212	74.77	17:52:23.767
6 -	56.943	1.001	76.36	17:53:20.710
7 -	56.188	0.246	77.39	17:54:16.898
8 -	57.087	1.145	76.17	17:55:13.985
9 -	56.793	0.851	76.56	17:56:10.778
10 -	56.172 (3)	0.230	77.41	17:57:06.950
11 -	57.703	1.761	75.36	17:58:04.653
12 -	57.327	1.385	75.85	17:59:01.980
13 -	56.184	0.242	77.39	17:59:58.164
14 -	57.209	1.267	76.01	18:00:55.373
15 -	1:32.735	36.793	46.89	18:02:28.108
16 -	1:53.464	57.522	38.32	18:04:21.572
17 -	1:15.768	19.826	57.39	18:05:37.340
18 -	58.519	2.577	74.31	18:06:35.859
19 -	57.873	1.931	75.14	18:07:33.732
20 -	57.511	1.569	75.61	18:08:31.243
21 -	55.995 (2)	0.053	77.66	18:09:27.238
22 -	55.942 (1)		77.73	18:10:23.180
23 -	56.459	0.517	77.02	18:11:19.639
24 -	57.992	2.050	74.98	18:12:17.631
25 -	56.654	0.712	76.75	18:13:14.285

P15 47 William SHEPHERD				
LAP	LAP TIME	DIFF	MPH	TIME OF DAY
1 -	1:05.894	9.628	65.99	17:48:27.316
2 -	57.428	1.162	75.72	17:49:24.744
3 -	56.465 (2)	0.199	77.01	17:50:21.209
4 -	56.590	0.324	76.84	17:51:17.799
5 -	57.231	0.965	75.98	17:52:15.030
6 -	57.502	1.236	75.62	17:53:12.532
7 -	57.708	1.442	75.35	17:54:10.240
8 -	57.795	1.529	75.24	17:55:08.035
9 -	58.062	1.796	74.89	17:56:06.097
10 -	56.817	0.551	76.53	17:57:02.914
11 -	56.648	0.382	76.76	17:57:59.562
12 -	56.468 (3)	0.202	77.01	17:58:56.030
13 -	56.266 (1)		77.28	17:59:52.296
14 -	58.001	1.735	74.97	18:00:50.297
15 -	1:35.388	39.122	45.58	18:02:25.685
16 -	1:52.980	56.714	38.49	18:04:18.665
17 -	1:16.803	20.537	56.62	18:05:35.468
18 -	57.770	1.504	75.27	18:06:33.238
19 -	59.777	3.511	72.74	18:07:33.015
20 -	57.429	1.163	75.72	18:08:30.444
21 -	56.667	0.401	76.73	18:09:27.111
22 -	57.508	1.242	75.61	18:10:24.619
23 -	57.656	1.390	75.42	18:11:22.275
24 -	56.759	0.493	76.61	18:12:19.034
25 -	57.432	1.166	75.71	18:13:16.466

P16 240 Geoff HANSON				
LAP	LAP TIME	DIFF	MPH	TIME OF DAY
1 -	1:06.235	9.346	65.65	17:48:27.657
2 -	59.099	2.210	73.58	17:49:26.756
3 -	58.728	1.839	74.04	17:50:25.484
4 -	58.708	1.819	74.07	17:51:24.192

DIFF = Difference To Personal Best Lap

5 -	58.172	1.283	74.75	17:52:22.364
6 -	58.602	1.713	74.20	17:53:20.966
7 -	58.367	1.478	74.50	17:54:19.333
8 -	58.179	1.290	74.74	17:55:17.512
9 -	58.832	1.943	73.91	17:56:16.344
10 -	57.894	1.005	75.11	17:57:14.238
11 -	57.930	1.041	75.06	17:58:12.168
12 -	58.228	1.339	74.68	17:59:10.396
13 -	57.473	0.584	75.66	18:00:07.869
14 -	1:02.083	5.194	70.04	18:01:09.952
15 -	1:20.482	23.593	54.03	18:02:30.434
16 -	1:52.862	55.973	38.53	18:04:23.296
17 -	1:15.885	18.996	57.30	18:05:39.181
18 -	57.798	0.909	75.23	18:06:36.979
19 -	58.421	1.532	74.43	18:07:35.400
20 -	57.525	0.636	75.59	18:08:32.925
21 -	57.390 (3)	0.501	75.77	18:09:30.315
22 -	56.889 (1)		76.44	18:10:27.204
23 -	57.382 (2)	0.493	75.78	18:11:24.586
24 -	57.582	0.693	75.52	18:12:22.168
25 -	58.357	1.468	74.51	18:13:20.525

P17 8 Simeon CHODOSH				
LAP	LAP TIME	DIFF	MPH	TIME OF DAY
1 -	1:06.561	10.588	65.33	17:48:27.983
2 -	1:00.487	4.514	71.89	17:49:28.470
3 -	1:01.070	5.097	71.20	17:50:29.540
4 -	59.798	3.825	72.72	17:51:29.338
5 -	59.612	3.639	72.94	17:52:28.950
6 -	58.223	2.250	74.68	17:53:27.173
7 -	57.862	1.889	75.15	17:54:25.035
8 -	58.284	2.311	74.61	17:55:23.319
9 -	58.338	2.365	74.54	17:56:21.657
10 -	58.822	2.849	73.92	17:57:20.479
11 -	57.991	2.018	74.98	17:58:18.470
12 -	57.322	1.349	75.86	17:59:15.792
13 -	57.296	1.323	75.89	18:00:13.088
14 -	1:02.457	6.484	69.62	18:01:15.545
15 -	1:16.705	20.732	56.69	18:02:32.250
16 -	1:52.197	56.224	38.75	18:04:24.447
17 -	1:15.800	19.827	57.36	18:05:40.247
18 -	56.860 (3)	0.887	76.47	18:06:37.107
19 -	57.285	1.312	75.91	18:07:34.392
20 -	57.794	1.821	75.24	18:08:32.186
21 -	55.973 (1)		77.69	18:09:28.159
22 -	57.110	1.137	76.14	18:10:25.269
23 -	56.381 (2)	0.408	77.12	18:11:21.650
24 -	56.946	0.973	76.36	18:12:18.596
25 -	1:06.869	10.896	65.03	18:13:25.465

P18 77 Barry HOLMES				
LAP	LAP TIME	DIFF	MPH	TIME OF DAY
1 -	1:08.011	10.425	63.93	17:48:29.433
2 -	1:00.768	3.182	71.56	17:49:30.201
3 -	59.544	1.958	73.03	17:50:29.745
4 -	59.634	2.048	72.92	17:51:29.379
5 -	1:00.087	2.501	72.37	17:52:29.466
6 -	58.352	0.766	74.52	17:53:27.818
7 -	58.105	0.519	74.84	17:54:25.923
8 -	58.921	1.335	73.80	17:55:24.844
9 -	59.867	2.281	72.63	17:56:24.711
10 -	58.517	0.931	74.31	17:57:23.228
11 -	58.215	0.629	74.69	17:58:21.443

Weather / Track : Bright / Dry

Brands Hatch Indy
Circuit Length = 1.2079 miles
Start: 17:47 Flag 18:12 End: 18:14

MSVR American Speedfest V

Bernie's V8s - HEAT 2

RACE 12 - LAP ANALYSIS

DIFF = Difference To Personal Best Lap

12 -	58.507	0.921	74.32	17:59:19.950
13 -	1:03.513	5.927	68.46	18:00:23.463
14 -	1:06.550	8.964	65.34	18:01:30.013
15 -	1:06.642	9.056	65.25	18:02:36.655
16 -	1:50.179	52.593	39.46	18:04:26.834
17 -	1:18.678	21.092	55.27	18:05:45.512
18 -	58.420	0.834	74.43	18:06:43.932
19 -	58.442	0.856	74.40	18:07:42.374
20 -	58.092 (3)	0.506	74.85	18:08:40.466
21 -	59.778	2.192	72.74	18:09:40.244
22 -	57.586 (1)		75.51	18:10:37.830
23 -	57.995 (2)	0.409	74.98	18:11:35.825
24 -	58.219	0.633	74.69	18:12:34.044
25 -	58.873	1.287	73.86	18:13:32.917

P19 16 James WHELAN

LAP	LAP TIME	DIFF	MPH	TIME OF DAY
1 -	1:09.693	12.208	62.39	17:48:31.115
2 -	1:00.175	2.690	72.26	17:49:31.290
3 -	1:00.618	3.133	71.73	17:50:31.908
4 -	59.924	2.439	72.56	17:51:31.832
5 -	1:00.068	2.583	72.39	17:52:31.900
6 -	59.593	2.108	72.97	17:53:31.493
7 -	58.895	1.410	73.83	17:54:30.388
8 -	1:01.243	3.758	71.00	17:55:31.631
9 -	58.430	0.945	74.42	17:56:30.061
10 -	59.994	2.509	72.48	17:57:30.055
11 -	57.485 (1)		75.64	17:58:27.540
12 -	57.591 (3)	0.106	75.50	17:59:25.131
13 -	59.868	2.383	72.63	18:00:24.999
14 -	1:07.906	10.421	64.03	18:01:32.905
15 -	1:05.250	7.765	66.64	18:02:38.155
16 -	1:50.722	53.237	39.27	18:04:28.877
17 -	1:18.456	20.971	55.42	18:05:47.333
18 -	59.362	1.877	73.25	18:06:46.695
19 -	58.451	0.966	74.39	18:07:45.146
20 -	59.240	1.755	73.40	18:08:44.386
21 -	58.324	0.839	74.55	18:09:42.710
22 -	57.486 (2)	0.001	75.64	18:10:40.196
23 -	58.983	1.498	73.72	18:11:39.179
24 -	57.669	0.184	75.40	18:12:36.848
25 -	58.089	0.604	74.86	18:13:34.937

P20 60 William BRYAN

LAP	LAP TIME	DIFF	MPH	TIME OF DAY
1 -	1:11.510	14.046	60.81	17:48:32.932
2 -	59.266	1.802	73.37	17:49:32.198
3 -	59.543	2.079	73.03	17:50:31.741
4 -	59.083	1.619	73.60	17:51:30.824
5 -	59.289	1.825	73.34	17:52:30.113
6 -	58.866	1.402	73.87	17:53:28.979
7 -	58.392 (3)	0.928	74.47	17:54:27.371
8 -	58.891	1.427	73.84	17:55:26.262
9 -	58.879	1.415	73.85	17:56:25.141
10 -	58.603	1.139	74.20	17:57:23.744
11 -	58.611	1.147	74.19	17:58:22.355
12 -	59.491	2.027	73.09	17:59:21.846
13 -	1:02.182	4.718	69.93	18:00:24.028
14 -	1:06.760	9.296	65.13	18:01:30.788
15 -	1:06.392	8.928	65.49	18:02:37.180
16 -	1:50.108	52.644	39.49	18:04:27.288
17 -	1:18.839	21.375	55.15	18:05:46.127
18 -	59.380	1.916	73.23	18:06:45.507

DIFF = Difference To Personal Best Lap

19 -	58.592	1.128	74.21	18:07:44.099
20 -	1:00.526	3.062	71.84	18:08:44.625
21 -	59.351	1.887	73.26	18:09:43.976
22 -	59.015	1.551	73.68	18:10:42.991
23 -	57.464 (1)		75.67	18:11:40.455
24 -	57.911 (2)	0.447	75.09	18:12:38.366

P21 9 Guy SAMUELS

LAP	LAP TIME	DIFF	MPH	TIME OF DAY
1 -	1:11.412	13.804	60.89	17:48:32.834
2 -	1:01.469	3.861	70.74	17:49:34.303
3 -	59.827	2.219	72.68	17:50:34.130
4 -	59.824	2.216	72.68	17:51:33.954
5 -	59.853	2.245	72.65	17:52:33.807
6 -	59.273	1.665	73.36	17:53:33.080
7 -	59.339	1.731	73.28	17:54:32.419
8 -	1:00.139	2.531	72.30	17:55:32.558
9 -	59.212	1.604	73.44	17:56:31.770
10 -	1:00.686	3.078	71.65	17:57:32.456
11 -	59.021	1.413	73.67	17:58:31.477
12 -	59.335	1.727	73.28	17:59:30.812
13 -	59.540	1.932	73.03	18:00:30.352
14 -	1:05.942	8.334	65.94	18:01:36.294
15 -	1:05.798	8.190	66.09	18:02:42.092
16 -	1:49.598	51.990	39.67	18:04:31.690
17 -	1:18.531	20.923	55.37	18:05:50.221
18 -	59.751	2.143	72.77	18:06:49.972
19 -	59.451	1.843	73.14	18:07:49.423
20 -	1:00.453	2.845	71.93	18:08:49.876
21 -	57.608 (1)		75.48	18:09:47.484
22 -	58.095	0.487	74.85	18:10:45.579
23 -	57.886 (2)	0.278	75.12	18:11:43.465
24 -	57.983 (3)	0.375	74.99	18:12:41.448

P22 11 Larry TUCKER

LAP	LAP TIME	DIFF	MPH	TIME OF DAY
1 -	1:10.469	11.914	61.70	17:48:31.891
2 -	1:00.053	1.498	72.41	17:49:31.944
3 -	59.196	0.641	73.46	17:50:31.140
4 -	59.600	1.045	72.96	17:51:30.740
5 -	1:00.542	1.987	71.82	17:52:31.282
6 -	59.427	0.872	73.17	17:53:30.709
7 -	58.986	0.431	73.72	17:54:29.695
8 -	1:01.332	2.777	70.90	17:55:31.027
9 -	1:00.079	1.524	72.38	17:56:31.106
10 -	1:01.606	3.051	70.58	17:57:32.712
11 -	59.108	0.553	73.57	17:58:31.820
12 -	59.776	1.221	72.74	17:59:31.596
13 -	59.802	1.247	72.71	18:00:31.398
14 -	1:06.007	7.452	65.88	18:01:37.405
15 -	1:05.806	7.251	66.08	18:02:43.211
16 -	1:49.103	50.548	39.85	18:04:32.314
17 -	1:19.166	20.611	54.93	18:05:51.480
18 -	1:01.037	2.482	71.24	18:06:52.517
19 -	59.478	0.923	73.11	18:07:51.995
20 -	58.766 (3)	0.211	73.99	18:08:50.761
21 -	59.314	0.759	73.31	18:09:50.075
22 -	58.959	0.404	73.75	18:10:49.034
23 -	58.555 (1)		74.26	18:11:47.589
24 -	58.605 (2)	0.050	74.20	18:12:46.194

Weather / Track : Bright / Dry

Brands Hatch Indy
Circuit Length = 1.2079 miles
Start: 17:47 Flag 18:12 End: 18:14

MSVR American Speedfest V

Bernie's V8s - HEAT 2

RACE 12 - LAP ANALYSIS

DIFF = Difference To Personal Best Lap

P23 64 Andrew KNIGHT				
LAP	LAP TIME	DIFF	MPH	TIME OF DAY
1 -	1:08.714	10.185	63.28	17:48:30.136
2 -	1:00.295	1.766	72.12	17:49:30.431
3 -	59.612	1.083	72.94	17:50:30.043
4 -	59.740	1.211	72.79	17:51:29.783
5 -	59.922	1.393	72.57	17:52:29.705
6 -	58.954 (2)	0.425	73.76	17:53:28.659
7 -	1:00.154	1.625	72.29	17:54:28.813
8 -	1:00.826	2.297	71.49	17:55:29.639
9 -	59.578	1.049	72.99	17:56:29.217
10 -	1:01.768	3.239	70.40	17:57:30.985
11 -	59.418	0.889	73.18	17:58:30.403
12 -	59.546	1.017	73.02	17:59:29.949
13 -	1:00.038	1.509	72.43	18:00:29.987
14 -	1:05.925	7.396	65.96	18:01:35.912
15 -	1:05.276	6.747	66.61	18:02:41.188
16 -	1:49.353	50.824	39.76	18:04:30.541
17 -	1:18.723	20.194	55.23	18:05:49.264
18 -	59.853	1.324	72.65	18:06:49.117
19 -	59.713	1.184	72.82	18:07:48.830
20 -	1:01.170	2.641	71.09	18:08:50.000
21 -	1:00.935	2.406	71.36	18:09:50.935
22 -	59.124 (3)	0.595	73.55	18:10:50.059
23 -	58.529 (1)		74.29	18:11:48.588
24 -	1:00.180	1.651	72.25	18:12:48.768

P24 7 Rikki CANN				
LAP	LAP TIME	DIFF	MPH	TIME OF DAY
1 -	1:07.362	11.636	64.55	17:48:28.784
2 -	1:00.424	4.698	71.96	17:49:29.208
3 -	58.884	3.158	73.85	17:50:28.092
4 -	58.219	2.493	74.69	17:51:26.311
5 -	58.239	2.513	74.66	17:52:24.550
6 -	56.866	1.140	76.47	17:53:21.416
7 -	57.210	1.484	76.01	17:54:18.626
8 -	56.249	0.523	77.30	17:55:14.875
9 -	56.901	1.175	76.42	17:56:11.776
10 -	55.726 (1)		78.03	17:57:07.502
11 -	56.930	1.204	76.38	17:58:04.432
12 -	56.004 (2)	0.278	77.64	17:59:00.436
13 -	56.066 (3)	0.340	77.56	17:59:56.502
14 -	57.322	1.596	75.86	18:00:53.824
15 -	1:33.393	37.667	46.56	18:02:27.217
16 -	1:53.575	57.849	38.28	18:04:20.792
17 -	1:15.742	20.016	57.41	18:05:36.534
18 -	57.142	1.416	76.10	18:06:33.676
19 -	59.595	3.869	72.96	18:07:33.271
20 -	56.357	0.631	77.16	18:08:29.628
21 -	56.607	0.881	76.82	18:09:26.235
22 -	56.243	0.517	77.31	18:10:22.478
23 -	1:05.122	9.396	66.77	18:11:27.600
24 -	1:08.521	12.795	63.46	18:12:36.121

P25 157 Tony PAXMAN				
LAP	LAP TIME	DIFF	MPH	TIME OF DAY
1 -	1:00.301	4.869	72.11	17:48:21.723
2 -	57.689	2.257	75.38	17:49:19.412
3 -	56.224	0.792	77.34	17:50:15.636
4 -	58.171	2.739	74.75	17:51:13.807
5 -	56.984	1.552	76.31	17:52:10.791
6 -	56.662	1.230	76.74	17:53:07.453

DIFF = Difference To Personal Best Lap

7 -	56.054	0.622	77.57	17:54:03.507
8 -	56.969	1.537	76.33	17:55:00.476
9 -	56.046 (3)	0.614	77.58	17:55:56.522
10 -	56.147	0.715	77.45	17:56:52.669
11 -	55.432 (1)		78.44	17:57:48.101
12 -	56.725	1.293	76.66	17:58:44.826
13 -	55.456 (2)	0.024	78.41	17:59:40.282
14 -	58.561	3.129	74.25	18:00:38.843
15 -	1:21.729	26.297	53.20	18:02:00.572
16 -	1:03.153	7.721	68.85	18:03:03.725
17 -	1:29.994	34.562	48.32	18:04:33.719
18 -	1:18.006	22.574	55.74	18:05:51.725
19 -	58.218	2.786	74.69	18:06:49.943
20 -	56.303	0.871	77.23	18:07:46.246
21 -	58.191	2.759	74.72	18:08:44.437

P26 79 Jonathan UPCHURCH				
LAP	LAP TIME	DIFF	MPH	TIME OF DAY
1 -	1:13.171	10.619	59.43	17:48:34.593
2 -	1:02.552 (1)		69.51	17:49:37.145
3 -	1:03.093 (2)	0.541	68.92	17:50:40.238
4 -	1:03.812	1.260	68.14	17:51:44.050
5 -	1:05.620	3.068	66.26	17:52:49.670
6 -	1:04.356	1.804	67.57	17:53:54.026
7 -	1:04.388	1.836	67.53	17:54:58.414
8 -	1:05.129	2.577	66.76	17:56:03.543
9 -	1:04.318	1.766	67.61	17:57:07.861
10 -	1:04.786	2.234	67.12	17:58:12.647
11 -	1:03.129 (3)	0.577	68.88	17:59:15.776
12 -	1:04.098	1.546	67.84	18:00:19.874
13 -	1:09.796	7.244	62.30	18:01:29.670
14 -	1:06.626	4.074	65.26	18:02:36.296
15 -	1:49.945	47.393	39.55	18:04:26.241
16 -	1:19.564	17.012	54.65	18:05:45.805
17 -	1:07.434	4.882	64.48	18:06:53.239
18 -	1:03.766	1.214	68.19	18:07:57.005
19 -	1:03.939	1.387	68.01	18:09:00.944
20 -	1:04.418	1.866	67.50	18:10:05.362
21 -	1:04.767	2.215	67.14	18:11:10.129

P27 41 Graham WALDEN				
LAP	LAP TIME	DIFF	MPH	TIME OF DAY
1 -	59.143	5.063	73.52	17:48:20.565
2 -	54.751	0.671	79.42	17:49:15.316
3 -	55.640	1.560	78.15	17:50:10.956
4 -	55.122	1.042	78.89	17:51:06.078
5 -	54.364 (3)	0.284	79.99	17:52:00.442
6 -	54.490	0.410	79.80	17:52:54.932
7 -	54.533	0.453	79.74	17:53:49.465
8 -	54.965	0.885	79.11	17:54:44.430
9 -	54.080 (1)		80.41	17:55:38.510
10 -	54.276 (2)	0.196	80.12	17:56:32.786
11 -	55.239	1.159	78.72	17:57:28.025
12 -	54.564	0.484	79.69	17:58:22.589
13 -	57.892	3.812	75.11	17:59:20.481

P28 66 Cheng LIM				
LAP	LAP TIME	DIFF	MPH	TIME OF DAY
1 -	1:04.217	6.106	67.71	17:48:25.639
2 -	1:01.336	3.225	70.89	17:49:26.975
3 -	59.528	1.417	73.05	17:50:26.503
4 -	58.936	0.825	73.78	17:51:25.439

Weather / Track : Bright / Dry

Brands Hatch Indy
Circuit Length = 1.2079 miles
Start: 17:47 Flag 18:12 End: 18:14

MSVR American Speedfest V

Bernie's V8s - HEAT 2

RACE 12 - LAP ANALYSIS

DIFF = Difference To Personal Best Lap

5 -	1:00.106	1.995	72.34	17:52:25.545
6 -	59.750	1.639	72.77	17:53:25.295
7 -	59.009	0.898	73.69	17:54:24.304
8 -	1:00.108	1.997	72.34	17:55:24.412
9 -	59.676	1.565	72.87	17:56:24.088
10 -	58.542 (2)	0.431	74.28	17:57:22.630
11 -	58.111 (1)		74.83	17:58:20.741
12 -	58.678 (3)	0.567	74.10	17:59:19.419

P29 19 Dave STEWART

LAP	LAP TIME	DIFF	MPH	TIME OF DAY
1 -	59.749	5.590	72.78	17:48:21.171
2 -	55.684 (2)	1.525	78.09	17:49:16.855
3 -	56.107 (3)	1.948	77.50	17:50:12.962
4 -	56.181	2.022	77.40	17:51:09.143
5 -	54.159 (1)		80.29	17:52:03.302
6 -	1:35.033	40.874	45.75	17:53:38.335
7 -	58.910	4.751	73.81	17:54:37.245
8 -	1:20.718 P	26.559	53.87	17:55:57.963

P30 96 Antony KNIGHT

LAP	LAP TIME	DIFF	MPH	TIME OF DAY
1 -	1:11.902	12.546	60.47	17:48:33.324
2 -	59.969 (3)	0.613	72.51	17:49:33.293
3 -	59.356 (1)		73.26	17:50:32.649
4 -	59.648 (2)	0.292	72.90	17:51:32.297
5 -	1:00.044	0.688	72.42	17:52:32.341
6 -	1:01.081	1.725	71.19	17:53:33.422

P31 86 James PLANT

LAP	LAP TIME	DIFF	MPH	TIME OF DAY
1 -	59.993	5.671	72.48	17:48:21.415
2 -	54.322 (1)		80.05	17:49:15.737
3 -	56.941 (3)	2.619	76.37	17:50:12.678
4 -	56.049 (2)	1.727	77.58	17:51:08.727