



Bernie's V8s

Brands Hatch Indy Circuit

9th / 10th June 2018



Results Provided by Timing Solutions Ltd
www.tsl-timing.com

Bernie's V8s (featuring classic US muscle cars)

QUALIFYING - RACE 5 - CLASSIFICATION

POS	NO	CL	PIC	NAME	ENTRY	TIME	ON	LAPS	GAP	DIFF	MPH
1	3	HM	1	DOWLING / COOK	TVR Sagaris	51.298	6	12			84.77
2	2	HM	2	Tim DAVIS	TVR Tuscan	51.761	10	14	0.463	0.463	84.01
3	55	HM	3	Jason CLEGG	TVR Tuscan SP6	52.616	14	19	1.318	0.855	82.64
4	186	HM	4	Neil FOWLER	MGB GT V8	52.717	8	22	1.419	0.101	82.48
5	56	HM	5	Matt HOLBEN	TVR Tuscan	53.336	20	20	2.038	0.619	81.53
6	20		1	Dean COOK	TVR Sagaris	53.337	7	9	2.039	0.001	81.53
7	91	HM	6	Ian PRIOR	MGB GT V8	53.578	14	20	2.280	0.241	81.16
8	71	HM	7	Lee BARNARD	MGB GT V8	53.697	13	21	2.399	0.119	80.98
9	88	HM	8	Simon CRIPPS	MGB GT V8	53.987	7	11	2.689	0.290	80.54
10	98	HM	9	Jonnie WHEELER	MGB GT V8	54.058	15	15	2.760	0.071	80.44
11	99	HM	10	Michael SAUNDERS	Ford MK 1 Escort Mexico	54.128	13	13	2.830	0.070	80.33
12	11	M	1	Faber GERARD	Chevrolet Camaro	54.367	8	9	3.069	0.239	79.98
13	97	HM	11	Andrew KNIGHT	Pontiac ASCAR	54.429	13	20	3.131	0.062	79.89
14	166	HM	12	Alan JONES	TVR Sagaris	54.467	18	19	3.169	0.038	79.83
15	39	HM	13	Cheng LIM	RAM SC	54.479	16	19	3.181	0.012	79.82
16	8	M	2	Simeon CHODOSH	Chevrolet Corvette	54.500	20	20	3.202	0.021	79.79
17	154	HM	14	Robert FROST	Dax Tojiero	55.101	12	17	3.803	0.601	78.92
18	93	HM	15	Russell MCCARTHY	MGB GT V8	55.285	7	7	3.987	0.184	78.65
19	82	M	3	RILEY / WILTSHIRE	MGB V8	55.347	18	18	4.049	0.062	78.56
20	61	M	4	BRYAN / TAYLOR	TVR Griffith 200	56.259	4	14	4.961	0.912	77.29
21	84	M	5	Peter SAMUELS	MGB GT V8	56.371	11	15	5.073	0.112	77.14
22	9	M	6	Guy SAMUELS	MGB GT V8	56.457	16	17	5.159	0.086	77.02
23	22	M	7	Marcus BICKNELL	Ford Mustang Mach 1	56.497	11	21	5.199	0.040	76.97
24	1	M	8	Mark BOWD	Ford GT40	56.620	13	20	5.322	0.123	76.80
25	80	M	9	Mathew SMITH	TVR Chimaera	56.693	17	17	5.395	0.073	76.70
26	54	HM	16	Christopher RIDGE	TVR Tuscan	56.725	6	6	5.427	0.032	76.66
27	27	M	10	Martin REYNOLDS	Sebring V8	56.828	15	18	5.530	0.103	76.52
28	37	M	11	Ken ANGELL	BMW 328i E36	56.852	17	20	5.554	0.024	76.48
29	77	M	12	Barry HOLMES	MGB GT V8	58.081	13	19	6.783	1.229	74.87
30	6	R	1	Rob FENN	Ford Mustang	58.656	17	18	7.358	0.575	74.13

Cars #99 & #186 - Lap time(s) disallowed - Track limits

Weather / Track : Bright / Dry

These results are provisional until the conclusion of any judicial and technical matters.

Brands Hatch Indy

Circuit Length = 1.2079 miles

Start: 10:50 Flag 11:10 End: 11:11

Clerk Of Course :		Timekeeper :	
-------------------	--	--------------	--

Bernie's V8s (featuring classic US muscle cars)

QUALIFYING - RACE 5 - LAP ANALYSIS

DIFF = Difference To Personal Best Lap

P1 3 DOWLING / COOK				
LAP	LAP TIME	DIFF	MPH	TIME OF DAY
1 -	1:04.757	13.459	67.15	10:51:56.891
2 -	1:00.285	8.987	72.13	10:52:57.176
3 -	52.242 (2)	0.944	83.23	10:53:49.418
4 -	52.982	1.684	82.07	10:54:42.400
5 -	52.315 (3)	1.017	83.12	10:55:34.715
6 -	51.298 (1)		84.77	10:56:26.013
7 -	52.761	1.463	82.42	10:57:18.774
8 -	4:25.306 P	3:34.008	16.39	11:01:44.080
9 -	58.947	7.649	73.77	11:02:43.027
10 -	53.836	2.538	80.77	11:03:36.863
11 -	52.613	1.315	82.65	11:04:29.476
12 -	53.088	1.790	81.91	11:05:22.564

P2 2 Tim DAVIS				
LAP	LAP TIME	DIFF	MPH	TIME OF DAY
1 -	1:08.269	16.508	63.69	10:52:36.110
2 -	56.785	5.024	76.58	10:53:32.895
3 -	57.398	5.637	75.76	10:54:30.293
4 -	52.622	0.861	82.63	10:55:22.915
5 -	57.425	5.664	75.72	10:56:20.340
6 -	52.178 (3)	0.417	83.34	10:57:12.518
7 -	2:14.064 P	1:22.303	32.43	10:59:26.582
8 -	58.614	6.853	74.19	11:00:25.196
9 -	59.756	7.995	72.77	11:01:24.952
10 -	51.761 (1)		84.01	11:02:16.713
11 -	52.248	0.487	83.23	11:03:08.961
12 -	53.382	1.621	81.46	11:04:02.343
13 -	51.775 (2)	0.014	83.99	11:04:54.118
14 -	1:43.621 P	51.860	41.96	11:06:37.739

P3 55 Jason CLEGG				
LAP	LAP TIME	DIFF	MPH	TIME OF DAY
1 -	1:09.062	16.446	62.96	10:52:14.349
2 -	1:05.871	13.255	66.01	10:53:20.220
3 -	1:01.196	8.580	71.06	10:54:21.416
4 -	58.703	6.087	74.07	10:55:20.119
5 -	54.866	2.250	79.25	10:56:14.985
6 -	53.617	1.001	81.10	10:57:08.602
7 -	55.046	2.430	78.99	10:58:03.648
8 -	54.103	1.487	80.37	10:58:57.751
9 -	2:42.422 P	1:49.806	26.77	11:01:40.173
10 -	57.904	5.288	75.10	11:02:38.077
11 -	52.617 (2)	0.001	82.64	11:03:30.694
12 -	54.385	1.769	79.95	11:04:25.079
13 -	53.155	0.539	81.80	11:05:18.234
14 -	52.616 (1)		82.64	11:06:10.850
15 -	52.666 (3)	0.050	82.56	11:07:03.516
16 -	1:00.632	8.016	71.72	11:08:04.148
17 -	1:08.766	16.150	63.23	11:09:12.914
18 -	1:00.527	7.911	71.84	11:10:13.441
19 -	57.215	4.599	76.00	11:11:10.656

P4 186 Neil FOWLER				
LAP	LAP TIME	DIFF	MPH	TIME OF DAY
1 -	1:06.511	13.794	65.38	10:51:52.660
2 -	57.807	5.090	75.22	10:52:50.467
3 -	55.870	3.153	77.83	10:53:46.337
4 -	55.691	2.974	78.08	10:54:42.028
5 -	54.139	1.422	80.32	10:55:36.167

DIFF = Difference To Personal Best Lap

6 -	53.052 (3)	0.335	81.96	10:56:29.219
7 -	52.943 D	0.226	82.13	10:57:22.162
8 -	52.717 (1)		82.48	10:58:14.879
9 -	53.818	1.101	80.80	10:59:08.697
10 -	55.231	2.514	78.73	11:00:03.928
11 -	53.525	0.808	81.24	11:00:57.453
12 -	53.827	1.110	80.78	11:01:51.280
13 -	53.015 (2)	0.298	82.02	11:02:44.295
14 -	54.969	2.252	79.11	11:03:39.264
15 -	53.125	0.408	81.85	11:04:32.389
16 -	53.899	1.182	80.68	11:05:26.288
17 -	54.016	1.299	80.50	11:06:20.304
18 -	53.882	1.165	80.70	11:07:14.186
19 -	53.442	0.725	81.37	11:08:07.628
20 -	53.702	0.985	80.97	11:09:01.330
21 -	53.682	0.965	81.00	11:09:55.012
22 -	53.349	0.632	81.51	11:10:48.361

P5 56 Matt HOLBEN				
LAP	LAP TIME	DIFF	MPH	TIME OF DAY
1 -	1:11.569	18.233	60.76	10:52:13.703
2 -	1:05.049	11.713	66.85	10:53:18.752
3 -	1:01.799	8.463	70.36	10:54:20.551
4 -	59.678	6.342	72.86	10:55:20.229
5 -	1:01.542	8.206	70.66	10:56:21.771
6 -	56.448	3.112	77.03	10:57:18.219
7 -	55.969	2.633	77.69	10:58:14.188
8 -	56.354	3.018	77.16	10:59:10.542
9 -	57.239	3.903	75.97	11:00:07.781
10 -	55.384	2.048	78.51	11:01:03.165
11 -	56.348	3.012	77.17	11:01:59.513
12 -	1:44.997 P	51.661	41.41	11:03:44.510
13 -	59.974	6.638	72.50	11:04:44.484
14 -	54.971	1.635	79.10	11:05:39.455
15 -	54.050	0.714	80.45	11:06:33.505
16 -	55.853	2.517	77.85	11:07:29.358
17 -	54.033 (3)	0.697	80.48	11:08:23.391
18 -	53.837 (2)	0.501	80.77	11:09:17.228
19 -	54.096	0.760	80.38	11:10:11.324
20 -	53.336 (1)		81.53	11:11:04.660

P6 20 Dean COOK				
LAP	LAP TIME	DIFF	MPH	TIME OF DAY
1 -	1:07.497	14.160	64.42	10:52:28.542
2 -	55.888	2.551	77.80	10:53:24.430
3 -	54.830	1.493	79.31	10:54:19.260
4 -	53.966 (2)	0.629	80.58	10:55:13.226
5 -	54.942	1.605	79.14	10:56:08.168
6 -	54.310	0.973	80.07	10:57:02.478
7 -	53.337 (1)		81.53	10:57:55.815
8 -	54.085 (3)	0.748	80.40	10:58:49.900
9 -	2:03.444 P	1:10.107	35.22	11:00:53.344

P7 91 Ian PRIOR				
LAP	LAP TIME	DIFF	MPH	TIME OF DAY
1 -	1:02.767	9.189	69.28	10:51:46.078
2 -	56.875	3.297	76.45	10:52:42.953
3 -	56.863	3.285	76.47	10:53:39.816
4 -	55.029	1.451	79.02	10:54:34.845
5 -	53.929 (2)	0.351	80.63	10:55:28.774
6 -	54.279	0.701	80.11	10:56:23.053
7 -	56.144	2.566	77.45	10:57:19.197

Weather / Track : Bright / Dry

Brands Hatch Indy

Circuit Length = 1.2079 miles

Start: 10:50 Flag 11:10 End: 11:11

Bernie's V8s (featuring classic US muscle cars)

QUALIFYING - RACE 5 - LAP ANALYSIS

DIFF = Difference To Personal Best Lap

8 -	55.653	2.075	78.13	10:58:14.850
9 -	55.096	1.518	78.92	10:59:09.946
10 -	56.272	2.694	77.27	11:00:06.218
11 -	56.139	2.561	77.46	11:01:02.357
12 -	54.358	0.780	79.99	11:01:56.715
13 -	54.429	0.851	79.89	11:02:51.144
14 -	53.578 (1)		81.16	11:03:44.722
15 -	54.566	0.988	79.69	11:04:39.288
16 -	55.175	1.597	78.81	11:05:34.463
17 -	54.488	0.910	79.80	11:06:28.951
18 -	54.358	0.780	79.99	11:07:23.309
19 -	53.961	0.383	80.58	11:08:17.270
20 -	53.940 (3)	0.362	80.61	11:09:11.210

P8 71 Lee BARNARD

LAP	LAP TIME	DIFF	MPH	TIME OF DAY
1 -	1:12.080	18.383	60.33	10:52:36.508
2 -	59.983	6.286	72.49	10:53:36.491
3 -	56.395	2.698	77.10	10:54:32.886
4 -	55.031	1.334	79.02	10:55:27.917
5 -	54.459	0.762	79.85	10:56:22.376
6 -	56.341	2.644	77.18	10:57:18.717
7 -	55.630	1.933	78.17	10:58:14.347
8 -	55.004	1.307	79.05	10:59:09.351
9 -	58.132	4.435	74.80	11:00:07.483
10 -	55.375	1.678	78.53	11:01:02.858
11 -	56.370	2.673	77.14	11:01:59.228
12 -	55.046	1.349	78.99	11:02:54.274
13 -	53.697 (1)		80.98	11:03:47.971
14 -	54.830	1.133	79.31	11:04:42.801
15 -	54.816	1.119	79.33	11:05:37.617
16 -	55.606	1.909	78.20	11:06:33.223
17 -	55.508	1.811	78.34	11:07:28.731
18 -	54.254 (3)	0.557	80.15	11:08:22.985
19 -	53.990 (2)	0.293	80.54	11:09:16.975
20 -	54.556	0.859	79.70	11:10:11.531
21 -	54.859	1.162	79.26	11:11:06.390

P9 88 Simon CRIPPS

LAP	LAP TIME	DIFF	MPH	TIME OF DAY
1 -	1:11.461	17.474	60.85	10:51:58.400
2 -	1:03.704	9.717	68.26	10:53:02.104
3 -	57.732	3.745	75.32	10:53:59.836
4 -	55.773	1.786	77.96	10:54:55.609
5 -	54.805	0.818	79.34	10:55:50.414
6 -	54.551	0.564	79.71	10:56:44.965
7 -	53.987 (1)		80.54	10:57:38.952
8 -	54.224 (3)	0.237	80.19	10:58:33.176
9 -	54.092 (2)	0.105	80.39	10:59:27.268
10 -	54.918	0.931	79.18	11:00:22.186
11 -	54.235	0.248	80.18	11:01:16.421

P10 98 Jonnie WHEELER

LAP	LAP TIME	DIFF	MPH	TIME OF DAY
1 -	1:01.049	6.991	71.23	10:51:43.524
2 -	57.607	3.549	75.48	10:52:41.131
3 -	55.498	1.440	78.35	10:53:36.629
4 -	54.909	0.851	79.19	10:54:31.538
5 -	54.174 (3)	0.116	80.27	10:55:25.712
6 -	55.066	1.008	78.97	10:56:20.778
7 -	54.179	0.121	80.26	10:57:14.957
8 -	54.421	0.363	79.90	10:58:09.378

DIFF = Difference To Personal Best Lap

9 -	55.890	1.832	77.80	10:59:05.268
10 -	1:56.768 P	1:02.710	37.24	11:01:02.036
11 -	59.667	5.609	72.88	11:02:01.703
12 -	54.126 (2)	0.068	80.34	11:02:55.829
13 -	56.659	2.601	76.75	11:03:52.488
14 -	58.514	4.456	74.31	11:04:51.002
15 -	54.058 (1)		80.44	11:05:45.060

P11 99 Michael SAUNDERS

LAP	LAP TIME	DIFF	MPH	TIME OF DAY
1 -	1:02.441	8.313	69.64	10:52:14.524
2 -	1:02.132	8.004	69.98	10:53:16.656
3 -	55.632	1.504	78.16	10:54:12.288
4 -	54.548	0.420	79.72	10:55:06.836
5 -	54.261 (2)	0.133	80.14	10:56:01.097
6 -	56.854	2.726	76.48	10:56:57.951
7 -	54.291 (3)	0.163	80.09	10:57:52.242
8 -	55.654	1.526	78.13	10:58:47.896
9 -	1:58.315 P	1:04.187	36.75	11:00:46.211
10 -	59.794	5.666	72.72	11:01:46.005
11 -	55.234	1.106	78.73	11:02:41.239
12 -	55.944	1.816	77.73	11:03:37.183
13 -	54.128 (1)		80.33	11:04:31.311

P12 11 Faber GERARD

LAP	LAP TIME	DIFF	MPH	TIME OF DAY
1 -	1:19.420	25.053	54.75	10:53:01.517
2 -	1:01.943	7.576	70.20	10:54:03.460
3 -	58.034	3.667	74.93	10:55:01.494
4 -	57.712	3.345	75.35	10:55:59.206
5 -	55.492 (3)	1.125	78.36	10:56:54.698
6 -	54.605 (2)	0.238	79.63	10:57:49.303
7 -	56.014	1.647	77.63	10:58:45.317
8 -	54.367 (1)		79.98	10:59:39.684
9 -	55.501	1.134	78.35	11:00:35.185

P13 97 Andrew KNIGHT

LAP	LAP TIME	DIFF	MPH	TIME OF DAY
1 -	1:07.852	13.423	64.08	10:52:42.755
2 -	59.272	4.843	73.36	10:53:42.027
3 -	55.280 (3)	0.851	78.66	10:54:37.307
4 -	56.111	1.682	77.50	10:55:33.418
5 -	56.015	1.586	77.63	10:56:29.433
6 -	54.936 (2)	0.507	79.15	10:57:24.369
7 -	55.450	1.021	78.42	10:58:19.819
8 -	57.358	2.929	75.81	10:59:17.177
9 -	57.093	2.664	76.16	11:00:14.270
10 -	55.792	1.363	77.94	11:01:10.062
11 -	55.648	1.219	78.14	11:02:05.710
12 -	56.424	1.995	77.07	11:03:02.134
13 -	54.429 (1)		79.89	11:03:56.563
14 -	55.877	1.448	77.82	11:04:52.440
15 -	55.567	1.138	78.25	11:05:48.007
16 -	56.366	1.937	77.14	11:06:44.373
17 -	57.438	3.009	75.70	11:07:41.811
18 -	57.156	2.727	76.08	11:08:38.967
19 -	59.669	5.240	72.87	11:09:38.636
20 -	57.293	2.864	75.90	11:10:35.929

Weather / Track : Bright / Dry

Brands Hatch Indy

Circuit Length = 1.2079 miles

Start: 10:50 Flag 11:10 End: 11:11

Bernie's V8s (featuring classic US muscle cars)

QUALIFYING - RACE 5 - LAP ANALYSIS

DIFF = Difference To Personal Best Lap

P14 166 Alan JONES				
LAP	LAP TIME	DIFF	MPH	TIME OF DAY
1 -	1:11.661	17.194	60.68	10:52:08.081
2 -	1:03.884	9.417	68.07	10:53:11.965
3 -	56.726	2.259	76.65	10:54:08.691
4 -	58.248	3.781	74.65	10:55:06.939
5 -	56.602	2.135	76.82	10:56:03.541
6 -	3:16.715 P	2:22.248	22.10	10:59:20.256
7 -	1:01.347	6.880	70.88	11:00:21.603
8 -	56.583	2.116	76.85	11:01:18.186
9 -	55.372	0.905	78.53	11:02:13.558
10 -	56.102	1.635	77.51	11:03:09.660
11 -	55.635	1.168	78.16	11:04:05.295
12 -	54.994 (3)	0.527	79.07	11:05:00.289
13 -	55.398	0.931	78.49	11:05:55.687
14 -	55.167	0.700	78.82	11:06:50.854
15 -	55.230	0.763	78.73	11:07:46.084
16 -	54.838 (2)	0.371	79.29	11:08:40.922
17 -	55.169	0.702	78.82	11:09:36.091
18 -	54.467 (1)		79.83	11:10:30.558
19 -	55.835	1.368	77.88	11:11:26.393

P15 39 Cheng LIM				
LAP	LAP TIME	DIFF	MPH	TIME OF DAY
1 -	1:12.437	17.958	60.03	10:52:11.769
2 -	1:05.465	10.986	66.42	10:53:17.234
3 -	1:02.864	8.385	69.17	10:54:20.098
4 -	59.462	4.983	73.13	10:55:19.560
5 -	1:00.815	6.336	71.50	10:56:20.375
6 -	2:41.554 P	1:47.075	26.91	10:59:01.929
7 -	1:04.182	9.703	67.75	11:00:06.111
8 -	55.947	1.468	77.72	11:01:02.058
9 -	56.387	1.908	77.12	11:01:58.445
10 -	55.143	0.664	78.86	11:02:53.588
11 -	55.690	1.211	78.08	11:03:49.278
12 -	56.796	2.317	76.56	11:04:46.074
13 -	58.221	3.742	74.69	11:05:44.295
14 -	55.720	1.241	78.04	11:06:40.015
15 -	54.673 (2)	0.194	79.53	11:07:34.688
16 -	54.479 (1)		79.82	11:08:29.167
17 -	56.611	2.132	76.81	11:09:25.778
18 -	57.431	2.952	75.71	11:10:23.209
19 -	55.115 (3)	0.636	78.90	11:11:18.324

P16 8 Simeon CHODOSH				
LAP	LAP TIME	DIFF	MPH	TIME OF DAY
1 -	1:14.064	19.564	58.71	10:52:07.732
2 -	1:04.728	10.228	67.18	10:53:12.460
3 -	1:01.044	6.544	71.23	10:54:13.504
4 -	58.646	4.146	74.15	10:55:12.150
5 -	58.740	4.240	74.03	10:56:10.890
6 -	56.818	2.318	76.53	10:57:07.708
7 -	58.423	3.923	74.43	10:58:06.131
8 -	56.937	2.437	76.37	10:59:03.068
9 -	58.376	3.876	74.49	11:00:01.444
10 -	55.863	1.363	77.84	11:00:57.307
11 -	58.032	3.532	74.93	11:01:55.339
12 -	56.824	2.324	76.52	11:02:52.163
13 -	55.637 (2)	1.137	78.16	11:03:47.800
14 -	1:07.464	12.964	64.45	11:04:55.264
15 -	1:07.597	13.097	64.33	11:06:02.861
16 -	1:05.912	11.412	65.97	11:07:08.773

DIFF = Difference To Personal Best Lap

17 -	56.973	2.473	76.32	11:08:05.746
18 -	55.637 (2)	1.137	78.16	11:09:01.383
19 -	57.584	3.084	75.51	11:09:58.967
20 -	54.500 (1)		79.79	11:10:53.467

P17 154 Robert FROST				
LAP	LAP TIME	DIFF	MPH	TIME OF DAY
1 -	1:20.318	25.217	54.14	10:53:03.579
2 -	1:01.751	6.650	70.42	10:54:05.330
3 -	58.105	3.004	74.84	10:55:03.435
4 -	56.945	1.844	76.36	10:56:00.380
5 -	57.158	2.057	76.08	10:56:57.538
6 -	56.195	1.094	77.38	10:57:53.733
7 -	56.449	1.348	77.03	10:58:50.182
8 -	57.430	2.329	75.72	10:59:47.612
9 -	55.544	0.443	78.29	11:00:43.156
10 -	55.344 (2)	0.243	78.57	11:01:38.500
11 -	55.370 (3)	0.269	78.53	11:02:33.870
12 -	55.101 (1)		78.92	11:03:28.971
13 -	57.642	2.541	75.44	11:04:26.613
14 -	56.856	1.755	76.48	11:05:23.469
15 -	57.099	1.998	76.15	11:06:20.568
16 -	56.089	0.988	77.53	11:07:16.657
17 -	55.413	0.312	78.47	11:08:12.070

P18 93 Russell MCCARTHY				
LAP	LAP TIME	DIFF	MPH	TIME OF DAY
1 -	1:08.665	13.380	63.33	10:52:15.324
2 -	1:00.525 (3)	5.240	71.84	10:53:15.849
3 -	1:52.882 P	57.597	38.52	10:55:08.731
4 -	3:05.563 P	2:10.278	23.43	10:58:14.294
5 -	1:02.488	7.203	69.59	10:59:16.782
6 -	56.125 (2)	0.840	77.48	11:00:12.907
7 -	55.285 (1)		78.65	11:01:08.192

P19 82 RILEY / WILTSHIRE				
LAP	LAP TIME	DIFF	MPH	TIME OF DAY
1 -	1:11.052	15.705	61.20	10:52:29.445
2 -	1:03.386	8.039	68.60	10:53:32.831
3 -	1:03.866	8.519	68.08	10:54:36.697
4 -	1:03.234	7.887	68.77	10:55:39.931
5 -	2:54.496 P	1:59.149	24.92	10:58:34.427
6 -	1:01.665	6.318	70.51	10:59:36.092
7 -	57.056	1.709	76.21	11:00:33.148
8 -	57.062	1.715	76.20	11:01:30.210
9 -	56.521	1.174	76.93	11:02:26.731
10 -	56.172	0.825	77.41	11:03:22.903
11 -	56.466	1.119	77.01	11:04:19.369
12 -	56.137	0.790	77.46	11:05:15.506
13 -	56.088 (2)	0.741	77.53	11:06:11.594
14 -	56.135	0.788	77.46	11:07:07.729
15 -	56.436	1.089	77.05	11:08:04.165
16 -	56.095 (3)	0.748	77.52	11:09:00.260
17 -	57.466	2.119	75.67	11:09:57.726
18 -	55.347 (1)		78.56	11:10:53.073

P20 61 BRYAN / TAYLOR				
LAP	LAP TIME	DIFF	MPH	TIME OF DAY
1 -	1:11.547	15.288	60.77	10:52:56.698
2 -	59.983	3.724	72.49	10:53:56.681
3 -	59.815	3.556	72.70	10:54:56.496

Weather / Track : Bright / Dry

Brands Hatch Indy
Circuit Length = 1.2079 miles
Start: 10:50 Flag 11:10 End: 11:11

Bernie's V8s (featuring classic US muscle cars)

QUALIFYING - RACE 5 - LAP ANALYSIS

DIFF = Difference To Personal Best Lap

4 -	56.259 (1)		77.29	10:55:52.755
5 -	4:25.518 P	3:29.259	16.37	11:00:18.273
6 -	1:14.859	18.600	58.09	11:01:33.132
7 -	1:04.778	8.519	67.13	11:02:37.910
8 -	1:02.594	6.335	69.47	11:03:40.504
9 -	1:03.737	7.478	68.22	11:04:44.241
10 -	1:01.520	5.261	70.68	11:05:45.761
11 -	1:59.426 P	1:03.167	36.41	11:07:45.187
12 -	1:03.818	7.559	68.14	11:08:49.005
13 -	59.152 (2)	2.893	73.51	11:09:48.157
14 -	59.390 (3)	3.131	73.22	11:10:47.547

P21 84 Peter SAMUELS

LAP	LAP TIME	DIFF	MPH	TIME OF DAY
1 -	1:09.306	12.935	62.74	10:52:45.725
2 -	1:01.900	5.529	70.25	10:53:47.625
3 -	1:01.672	5.301	70.51	10:54:49.297
4 -	59.890	3.519	72.60	10:55:49.187
5 -	56.798 (3)	0.427	76.56	10:56:45.985
6 -	56.457 (2)	0.086	77.02	10:57:42.442
7 -	56.940	0.569	76.37	10:58:39.382
8 -	56.870	0.499	76.46	10:59:36.252
9 -	57.037	0.666	76.24	11:00:33.289
10 -	58.418	2.047	74.43	11:01:31.707
11 -	56.371 (1)		77.14	11:02:28.078
12 -	58.724	2.353	74.05	11:03:26.802
13 -	56.948	0.577	76.36	11:04:23.750
14 -	57.456	1.085	75.68	11:05:21.206
15 -	58.452	2.081	74.39	11:06:19.658

P22 9 Guy SAMUELS

LAP	LAP TIME	DIFF	MPH	TIME OF DAY
1 -	1:09.977	13.520	62.14	10:52:49.850
2 -	1:00.661	4.204	71.68	10:53:50.511
3 -	59.515	3.058	73.06	10:54:50.026
4 -	1:00.043	3.586	72.42	10:55:50.069
5 -	57.698	1.241	75.36	10:56:47.767
6 -	57.945	1.488	75.04	10:57:45.712
7 -	57.064	0.607	76.20	10:58:42.776
8 -	56.653 (2)	0.196	76.75	10:59:39.429
9 -	59.691	3.234	72.85	11:00:39.120
10 -	56.776 (3)	0.319	76.59	11:01:35.896
11 -	57.621	1.164	75.46	11:02:33.517
12 -	57.320	0.863	75.86	11:03:30.837
13 -	1:00.034	3.577	72.43	11:04:30.871
14 -	57.047	0.590	76.22	11:05:27.918
15 -	57.181	0.724	76.04	11:06:25.099
16 -	56.457 (1)		77.02	11:07:21.556
17 -	58.267	1.810	74.63	11:08:19.823

P23 22 Marcus BICKNELL

LAP	LAP TIME	DIFF	MPH	TIME OF DAY
1 -	1:12.940	16.443	59.61	10:51:57.751
2 -	1:04.839	8.342	67.06	10:53:02.590
3 -	1:02.101	5.604	70.02	10:54:04.691
4 -	58.003	1.506	74.97	10:55:02.694
5 -	57.500	1.003	75.62	10:56:00.194
6 -	59.157	2.660	73.50	10:56:59.351
7 -	56.525 (2)	0.028	76.93	10:57:55.876
8 -	57.193	0.696	76.03	10:58:53.069
9 -	58.034	1.537	74.93	10:59:51.103
10 -	57.189	0.692	76.03	11:00:48.292

DIFF = Difference To Personal Best Lap

11 -	56.497 (1)		76.97	11:01:44.789
12 -	57.432	0.935	75.71	11:02:42.221
13 -	58.531	2.034	74.29	11:03:40.752
14 -	57.157	0.660	76.08	11:04:37.909
15 -	58.262	1.765	74.63	11:05:36.171
16 -	57.212	0.715	76.00	11:06:33.383
17 -	57.308	0.811	75.88	11:07:30.691
18 -	57.129 (3)	0.632	76.11	11:08:27.820
19 -	57.993	1.496	74.98	11:09:25.813
20 -	58.785	2.288	73.97	11:10:24.598
21 -	57.236	0.739	75.97	11:11:21.834

P24 1 Mark BOWD

LAP	LAP TIME	DIFF	MPH	TIME OF DAY
1 -	1:10.346	13.726	61.81	10:52:43.861
2 -	1:02.309	5.689	69.79	10:53:46.170
3 -	1:02.245	5.625	69.86	10:54:48.415
4 -	1:02.620	6.000	69.44	10:55:51.035
5 -	58.655	2.035	74.13	10:56:49.690
6 -	57.514	0.894	75.60	10:57:47.204
7 -	1:01.584	4.964	70.61	10:58:48.788
8 -	58.867	2.247	73.87	10:59:47.655
9 -	58.788	2.168	73.97	11:00:46.443
10 -	57.540	0.920	75.57	11:01:43.983
11 -	56.999 (2)	0.379	76.29	11:02:40.982
12 -	59.066	2.446	73.62	11:03:40.048
13 -	56.620 (1)		76.80	11:04:36.668
14 -	57.422	0.802	75.73	11:05:34.090
15 -	57.484	0.864	75.64	11:06:31.574
16 -	58.820	2.200	73.93	11:07:30.394
17 -	57.131 (3)	0.511	76.11	11:08:27.525
18 -	57.233	0.613	75.98	11:09:24.758
19 -	58.132	1.512	74.80	11:10:22.890
20 -	1:00.550	3.930	71.81	11:11:23.440

P25 80 Mathew SMITH

LAP	LAP TIME	DIFF	MPH	TIME OF DAY
1 -	1:07.012	10.319	64.89	10:52:16.719
2 -	1:01.029	4.336	71.25	10:53:17.748
3 -	59.557	2.864	73.01	10:54:17.305
4 -	58.180	1.487	74.74	10:55:15.485
5 -	2:20.969 P	1:24.276	30.84	10:57:36.454
6 -	1:02.076	5.383	70.05	10:58:38.530
7 -	59.217	2.524	73.43	10:59:37.747
8 -	57.477	0.784	75.65	11:00:35.224
9 -	57.769	1.076	75.27	11:01:32.993
10 -	57.123 (3)	0.430	76.12	11:02:30.116
11 -	57.486	0.793	75.64	11:03:27.602
12 -	57.547	0.854	75.56	11:04:25.149
13 -	57.013 (2)	0.320	76.27	11:05:22.162
14 -	1:05.373	8.680	66.51	11:06:27.535
15 -	1:00.157	3.464	72.28	11:07:27.692
16 -	57.638	0.945	75.44	11:08:25.330
17 -	56.693 (1)		76.70	11:09:22.023

P26 54 Christopher RIDGE

LAP	LAP TIME	DIFF	MPH	TIME OF DAY
1 -	1:17.031	20.306	56.45	10:52:36.741
2 -	1:07.637	10.912	64.29	10:53:44.378
3 -	1:02.251	5.526	69.85	10:54:46.629
4 -	58.797 (3)	2.072	73.95	10:55:45.426
5 -	57.015 (2)	0.290	76.27	10:56:42.441

Weather / Track : Bright / Dry

Brands Hatch Indy

Circuit Length = 1.2079 miles

Start: 10:50 Flag 11:10 End: 11:11

Bernie's V8s (featuring classic US muscle cars)

QUALIFYING - RACE 5 - LAP ANALYSIS

DIFF = Difference To Personal Best Lap

6 - **56.725 (1)** **76.66** **10:57:39.166**

P27 27 Martin REYNOLDS				
LAP	LAP TIME	DIFF	MPH	TIME OF DAY
1 -	1:12.464	15.636	60.01	10:52:39.371
2 -	1:06.455	9.627	65.43	10:53:45.826
3 -	1:02.100	5.272	70.02	10:54:47.926
4 -	58.713	1.885	74.06	10:55:46.639
5 -	58.981	2.153	73.72	10:56:45.620
6 -	1:00.382	3.554	72.01	10:57:46.002
7 -	1:03.387	6.559	68.60	10:58:49.389
8 -	2:20.365 P	1:23.537	30.98	11:01:09.754
9 -	1:03.860	7.032	68.09	11:02:13.614
10 -	58.285	1.457	74.60	11:03:11.899
11 -	57.883	1.055	75.12	11:04:09.782
12 -	57.193 (3)	0.365	76.03	11:05:06.975
13 -	57.444	0.616	75.70	11:06:04.419
14 -	57.923	1.095	75.07	11:07:02.342
15 -	56.828 (1)		76.52	11:07:59.170
16 -	56.977 (2)	0.149	76.32	11:08:56.147
17 -	57.378	0.550	75.78	11:09:53.525
18 -	57.286	0.458	75.91	11:10:50.811

P28 37 Ken ANGELL				
LAP	LAP TIME	DIFF	MPH	TIME OF DAY
1 -	1:06.800	9.948	65.09	10:52:55.468
2 -	1:01.021	4.169	71.26	10:53:56.489
3 -	1:01.281	4.429	70.96	10:54:57.770
4 -	58.544	1.692	74.27	10:55:56.314
5 -	57.848	0.996	75.17	10:56:54.162
6 -	58.308	1.456	74.57	10:57:52.470
7 -	57.812	0.960	75.21	10:58:50.282
8 -	59.561	2.709	73.01	10:59:49.843
9 -	58.504	1.652	74.33	11:00:48.347
10 -	58.191	1.339	74.72	11:01:46.538
11 -	57.985	1.133	74.99	11:02:44.523
12 -	57.309	0.457	75.87	11:03:41.832
13 -	57.807	0.955	75.22	11:04:39.639
14 -	57.825	0.973	75.20	11:05:37.464
15 -	57.863	1.011	75.15	11:06:35.327
16 -	56.895 (2)	0.043	76.43	11:07:32.222
17 -	56.852 (1)		76.48	11:08:29.074
18 -	57.840	0.988	75.18	11:09:26.914
19 -	57.280	0.428	75.91	11:10:24.194
20 -	57.208 (3)	0.356	76.01	11:11:21.402

P29 77 Barry HOLMES				
LAP	LAP TIME	DIFF	MPH	TIME OF DAY
1 -	1:10.553	12.472	61.63	10:51:59.194
2 -	1:04.789	6.708	67.11	10:53:03.983
3 -	1:03.252	5.171	68.75	10:54:07.235
4 -	1:00.015	1.934	72.45	10:55:07.250
5 -	1:00.115	2.034	72.33	10:56:07.365
6 -	59.015	0.934	73.68	10:57:06.380
7 -	1:01.015	2.934	71.27	10:58:07.395
8 -	59.570	1.489	72.99	10:59:06.965
9 -	1:00.843	2.762	71.47	11:00:07.808
10 -	58.445 (3)	0.364	74.40	11:01:06.253
11 -	58.470	0.389	74.37	11:02:04.723
12 -	59.317	1.236	73.31	11:03:04.040
13 -	58.081 (1)		74.87	11:04:02.121
14 -	58.295 (2)	0.214	74.59	11:05:00.416

DIFF = Difference To Personal Best Lap

15 - 1:01.653 3.572 70.53 11:06:02.069
 16 - 1:00.123 2.042 72.32 11:07:02.192
 17 - 58.808 0.727 73.94 11:08:01.000
 18 - 58.867 0.786 73.87 11:08:59.867
 19 - 1:00.343 2.262 72.06 11:10:00.210

P30 6 Rob FENN				
LAP	LAP TIME	DIFF	MPH	TIME OF DAY
1 -	1:09.668	11.012	62.41	10:52:59.893
2 -	1:02.151	3.495	69.96	10:54:02.044
3 -	1:00.157	1.501	72.28	10:55:02.201
4 -	1:01.502	2.846	70.70	10:56:03.703
5 -	59.674	1.018	72.87	10:57:03.377
6 -	58.859 (2)	0.203	73.88	10:58:02.236
7 -	1:00.146	1.490	72.30	10:59:02.382
8 -	1:00.498	1.842	71.88	11:00:02.880
9 -	1:00.835	2.179	71.48	11:01:03.715
10 -	1:01.903	3.247	70.24	11:02:05.618
11 -	1:00.398	1.742	71.99	11:03:06.016
12 -	1:00.129	1.473	72.32	11:04:06.145
13 -	58.878 (3)	0.222	73.85	11:05:05.023
14 -	2:11.619 P	1:12.963	33.03	11:07:16.642
15 -	1:07.289	8.633	64.62	11:08:23.931
16 -	1:00.043	1.387	72.42	11:09:23.974
17 -	58.656 (1)		74.13	11:10:22.630
18 -	1:01.891	3.235	70.26	11:11:24.521

Weather / Track : Bright / Dry


Brands Hatch Indy
 Circuit Length = 1.2079 miles
 Start: 10:50 Flag 11:10 End: 11:11

Bernie's V8s (featuring classic US muscle cars)

RACE 5 - GRID (15 minutes)

ROW 15	29	77 58.081 Barry HOLMES	30	6 58.656 Rob FENN
ROW 14	27	27 56.828 Martin REYNOLDS	28	37 56.852 Ken ANGELL
ROW 13	25	80 56.693 Mathew SMITH	26	54 56.725 Christopher RIDGE
ROW 12	23	22 56.497 Marcus BICKNELL	24	1 56.620 Mark BOWD
ROW 11	21	84 56.371 Peter SAMUELS	22	9 56.457 Guy SAMUELS
ROW 10	19	82 55.347 Stuart WILTSHIRE	20	61 56.259 Geoff TAYLOR
ROW 9	17	154 55.101 Robert FROST	18	93 55.285 Russell MCCARTHY
ROW 8	15	39 54.479 Cheng LIM	16	8 54.500 Simeon CHODOSH
ROW 7	13	97 54.429 Andrew KNIGHT	14	166 54.467 Alan JONES
ROW 6	11	99 54.128 Michael SAUNDERS	12	11 54.367 Faber GERARD
ROW 5	9	88 53.987 Simon CRIPPS	10	98 54.058 Jonnie WHEELER
ROW 4	7	91 53.578 Ian PRIOR	8	71 53.697 Lee BARNARD
ROW 3	5	56 53.336 Matt HOLBEN	6	20 53.337 Dean COOK
ROW 2	3	55 52.616 Jason CLEGG	4	186 52.717 Neil FOWLER
ROW 1	1	3 51.298 Darren DOWLING	2	2 51.761 Tim DAVIS

Pole



Brands Hatch Indy
Circuit Length = 1.2079 miles

These results are provisional until the conclusion of any judicial and technical matters.

Clerk Of Course :		Timekeeper :	
-------------------	--	--------------	--

Bernie's V8s (featuring classic US muscle cars)

RACE 5 - CLASSIFICATION

POS	NO	CL	PIC NAME	ENTRY	LAPS	TIME	GAP	DIFF	MPH	BEST	ON
1	3	HM	1 Darren DOWLING	TVR Sagaris	17	15:01.959			81.96	52.083	6
2	20	HM	2 Dean COOK	TVR Tuscan	17	15:04.870	2.911	2.911	81.69	52.207	4
3	88	HM	3 Simon CRIPPS	MGB GT V8	17	15:15.805	13.846	10.935	80.72	52.901	14
4	55	HM	4 Jason CLEGG	TVR Tuscan SP6	17	15:17.209	15.250	1.404	80.59	52.653	7
5	11	M	1 Faber GERARD	Chevrolet Camaro	17	15:20.560	18.601	3.351	80.30	52.943	13
6	2	HM	5 Tim DAVIS	TVR Tuscan	17	15:21.975	20.016	1.415	80.18	52.196	5
7	186	HM	6 Neil FOWLER	MGB GT V8	17	15:25.610	23.651	3.635	79.86	53.409	10
8	91	HM	7 Ian PRIOR	MGB GT V8	17	15:34.538	32.579	8.928	79.10	54.019	5
9	71	HM	8 Lee BARNARD	MGB GT V8	17	15:34.947	32.988	0.409	79.06	53.580	7
10	56	HM	9 Matt HOLBEN	TVR Tuscan	17	15:35.833	33.874	0.886	78.99	53.788	15
11	99	HM	10 Michael SAUNDERS	Ford MK 1 Escort Mexico	17	15:36.411	34.452	0.578	78.94	53.769	7
12	39	HM	11 Cheng LIM	RAM SC	17	15:50.520	48.561	14.109	77.77	53.911	17
13	93	HM	12 Russell MCCARTHY	MGB GT V8	17	15:51.999	50.040	1.479	77.65	53.045	12
14	97	HM	13 Andrew KNIGHT	Pontiac ASCAR	17	15:53.365	51.406	1.366	77.54	54.416	4
15	8	M	2 Simeon CHODOSH	Chevrolet Corvette	17	15:54.711	52.752	1.346	77.43	54.816	12
16	154	HM	14 Robert FROST	Dax Tojiero	16	15:07.639	1 Lap	1 Lap	76.65	55.111	9
17	166	HM	15 Alan JONES	TVR Sagaris	16	15:14.028	1 Lap	6.389	76.12	55.532	6
18	80	M	3 Mathew SMITH	TVR Chimaera	16	15:16.039	1 Lap	2.011	75.95	55.422	12
19	82	M	4 Stuart WILTSHIRE	MGB V8	16	15:16.919	1 Lap	0.880	75.88	55.662	12
20	9	M	5 Guy SAMUELS	MGB GT V8	16	15:17.369	1 Lap	0.450	75.84	55.482	12
21	84	M	6 Peter SAMUELS	MGB GT V8	16	15:18.595	1 Lap	1.226	75.74	55.559	14
22	61	M	7 Geoff TAYLOR	TVR Griffith 200	16	15:25.031	1 Lap	6.436	75.21	56.011	5
23	1	M	8 Mark BOWD	Ford GT40	16	15:37.864	1 Lap	12.833	74.18	56.632	8
24	37	M	9 Ken ANGELL	BMW 328i E36	16	15:44.739	1 Lap	6.875	73.64	57.559	7
25	27	M	10 Martin REYNOLDS	Sebring V8	16	15:48.978	1 Lap	4.239	73.31	56.720	14
26	22	M	11 Marcus BICKNELL	Ford Mustang Mach 1	16	15:49.068	1 Lap	0.090	73.31	57.460	14
27	77	M	12 Barry HOLMES	MGB GT V8	16	15:50.771	1 Lap	1.703	73.18	56.725	14
28	6	R	1 Rob FENN	Ford Mustang	15	15:09.963	2 Laps	1 Lap	71.68	58.385	11

NOT CLASSIFIED

DNF	98	HM	Jonnie WHEELER	MGB GT V8	2	1:54.677	15 Laps	13 Laps	75.84	54.867	2
DNF	54	HM	Christopher RIDGE	TVR Tuscan	1	1:10.144	16 Laps	1 Lap	61.99	1:10.144	1

FASTEST LAP

3	HM	Darren DOWLING	TVR Sagaris	6	52.083	83.49 mph	134.37 kph
11	M	Faber GERARD	Chevrolet Camaro	13	52.943	82.13 mph	132.18 kph
6	R	Rob FENN	Ford Mustang	11	58.385	74.48 mph	119.86 kph

Weather / Track : Bright / Dry

These results are provisional until the conclusion of any judicial and technical matters.

Brands Hatch Indy

Circuit Length = 1.2079 miles

Start: 15:39 Flag 15:54 End: 15:55

Clerk Of Course :	Timekeeper :
-------------------	--------------

Bernie's V8s (featuring classic US muscle cars)

RACE 5 - LAP CHART

LAP 1 @ 15:40:20.071			LAP 2 @ 15:41:13.067			LAP 3 @ 15:42:05.704			LAP 4 @ 15:42:58.419			LAP 5 @ 15:43:50.737		
NO	BEHIND	LAP TIME	NO	BEHIND	LAP TIME	NO	BEHIND	LAP TIME	NO	BEHIND	LAP TIME	NO	BEHIND	LAP TIME
3		54.729	3		52.996	3		52.637	3		52.715	3		52.318
55	2.147	56.876	2	3.177	53.840	2	3.106	52.566	2	2.637	52.246	2	2.515	52.196
2	2.333	57.062	20	3.323	53.858	20	3.741	53.055	20	3.233	52.207	20	3.539	52.624
20	2.461	57.190	55	3.394	54.243	55	4.913	54.156	55	5.359	53.161	55	6.091	53.050
186	3.391	58.120	186	4.657	54.262	186	5.527	53.507	186	6.359	53.547	186	8.195	54.154
88	3.714	58.443	88	5.019	54.301	88	5.893	53.511	88	6.849	53.671	88	8.479	53.948
71	4.072	58.801	71	5.575	54.499	71	7.105	54.167	71	8.243	53.853	71	9.548	53.623
56	4.551	59.280	56	5.964	54.409	56	8.215	54.888	56	9.805	54.305	56	11.561	54.074
98	5.081	59.810	98	6.952	54.867	91	9.056	54.308	91	10.936	54.595	91	12.637	54.019
91	5.438	1:00.167	91	7.385	54.943	11	10.006	54.870	11	11.354	54.063	11	13.084	54.048
11	5.954	1:00.683	11	7.773	54.815	99	10.505	54.633	99	11.787	53.997	99	13.855	54.386
99	6.518	1:01.247	99	8.509	54.987	97	12.033	55.012	97	13.734	54.416	97	16.059	54.643
97	7.526	1:02.255	97	9.658	55.128	39	14.267	55.422	39	20.083	58.531	39	22.832	55.067
8	8.102	1:02.831	39	11.482	56.276	93	14.424	54.137	8	22.023	58.189	8	25.282	55.577
39	8.202	1:02.931	93	12.924	57.387	8	16.549	55.837	93	22.341	1:00.632	93	25.324	55.301
93	8.533	1:03.262	8	13.349	58.243	154	18.365	56.306	154	23.711	58.061	154	27.138	55.745
166	9.602	1:04.331	154	14.696	57.870	166	19.585	57.071	166	25.104	58.234	166	28.822	56.036
154	9.822	1:04.551	166	15.151	58.545	61	20.551	57.735	61	25.856	58.020	61	29.549	56.011
61	10.161	1:04.890	61	15.453	58.288	82	21.586	57.972	82	27.188	58.317	82	31.528	56.658
9	11.047	1:05.776	82	16.251	57.757	9	22.242	58.308	9	27.439	57.912	9	31.818	56.697
82	11.490	1:06.219	9	16.571	58.520	80	22.476	57.200	80	27.921	58.160	80	32.972	57.369
84	11.995	1:06.724	84	16.848	57.849	84	22.906	58.695	84	28.372	58.181	84	33.589	57.535
37	12.996	1:07.725	80	17.913	57.340	37	25.519	1:00.092	37	31.230	58.426	37	37.181	58.269
1	13.350	1:08.079	37	18.064	58.064	1	26.189	59.206	1	32.289	58.815	1	38.133	58.162
80	13.569	1:08.298	1	19.620	59.266	27	28.581	58.527	27	34.522	58.656	27	39.791	57.587
54	15.415	1:10.144	27	22.691	59.439	22	29.719	59.425	22	34.877	57.873	22	40.806	58.247
22	15.707	1:10.436	22	22.931	1:00.220	77	30.326	58.571	77	35.915	58.304	77	41.195	57.598
27	16.248	1:10.977	77	24.392	1:00.396	6	32.321	1:00.383	6	38.930	59.324	6	45.796	59.184
6	16.301	1:11.030	6	24.575	1:01.270									
77	16.992	1:11.721												

Weather / Track : Bright / Dry

Bernie's V8s (featuring classic US muscle cars)

RACE 5 - LAP CHART

LAP 6 @ 15:44:42.820			LAP 7 @ 15:45:35.655			LAP 8 @ 15:46:28.473			LAP 9 @ 15:47:21.093			LAP 10 @ 15:48:13.999		
NO	BEHIND	LAP TIME	NO	BEHIND	LAP TIME	NO	BEHIND	LAP TIME	NO	BEHIND	LAP TIME	NO	BEHIND	LAP TIME
3		52.083	3		52.835	3		52.818	3		52.620	3		52.906
2	3.230	52.798	6	1 Lap	59.339	22	1 Lap	58.314	37	1 Lap	57.901	1	1 Lap	57.234
20	4.049	52.593	2	2.917	52.522	2	2.615	52.516	2	3.929	53.934	2	3.920	52.897
55	7.540	53.532	20	4.069	52.855	77	1 Lap	1:00.220	20	4.950	53.479	20	4.392	52.348
186	9.970	53.858	55	7.358	52.653	20	4.091	52.840	27	1 Lap	59.653	37	1 Lap	58.470
88	10.584	54.188	88	11.162	53.413	6	1 Lap	59.820	22	1 Lap	58.118	27	1 Lap	58.328
71	11.521	54.056	186	11.289	54.154	55	7.995	53.455	77	1 Lap	58.348	55	11.000	54.416
56	13.790	54.312	71	12.266	53.580	88	11.284	52.940	55	9.490	54.115	22	1 Lap	58.022
91	14.761	54.207	56	15.238	54.283	186	12.389	53.918	88	12.435	53.771	88	12.796	53.267
11	14.891	53.890	91	16.105	54.179	71	13.949	54.501	186	13.628	53.859	77	1 Lap	58.406
99	15.995	54.223	11	16.241	54.185	56	16.524	54.104	71	16.019	54.690	186	14.131	53.409
97	18.883	54.907	99	16.929	53.769	11	17.031	53.608	6	1 Lap	1:01.781	71	17.467	54.354
39	25.742	54.993	97	20.622	54.574	91	18.476	55.189	56	17.928	54.024	11	18.879	53.680
8	29.189	55.990	39	27.839	54.932	99	18.807	54.696	11	18.105	53.694	56	19.146	54.124
93	29.472	56.231	8	31.972	55.618	97	22.947	55.143	91	20.193	54.337	91	21.673	54.386
154	31.092	56.037	93	32.005	55.368	39	30.201	55.180	99	20.438	54.251	99	21.905	54.373
166	32.271	55.532	154	34.003	55.746	93	34.727	55.540	97	26.276	55.949	6	1 Lap	1:00.510
61	34.287	56.821	166	35.556	56.120	8	34.774	55.620	39	32.673	55.092	97	29.998	56.628
82	35.740	56.295	61	38.279	56.827	154	36.636	55.451	8	37.852	55.698	39	34.879	55.112
9	36.091	56.356	82	38.990	56.085	166	38.660	55.922	93	38.009	55.902	93	40.414	55.311
80	36.668	55.779	9	39.322	56.066	82	42.146	55.974	154	39.127	55.111	8	40.495	55.549
84	37.584	56.078	80	39.473	55.640	61	42.984	57.523	166	41.677	55.637	154	41.625	55.404
37	43.222	58.124	84	40.591	55.842	80	43.380	56.725	80	46.732	55.972	166	44.601	55.830
1	43.389	57.339	1	47.700	57.146	9	43.534	57.030	82	46.777	57.251	82	50.015	56.144
27	45.677	57.969	37	47.946	57.559	84	44.322	56.549	9	47.810	56.896	80	50.181	56.355
22	47.775	59.052	27	51.106	58.264	1	51.514	56.632	61	47.910	57.546	9	50.914	56.010
77	48.098	58.986							84	48.559	56.857	84	52.507	56.854
												61	52.740	57.736

Weather / Track : Bright / Dry

Bernie's V8s (featuring classic US muscle cars)

RACE 5 - LAP CHART

LAP 11 @ 15:49:06.779			LAP 12 @ 15:50:00.129			LAP 13 @ 15:50:53.160			LAP 14 @ 15:51:46.292			LAP 15 @ 15:52:39.367		
NO	BEHIND	LAP TIME	NO	BEHIND	LAP TIME	NO	BEHIND	LAP TIME	NO	BEHIND	LAP TIME	NO	BEHIND	LAP TIME
3		52.780	3		53.350	3		53.031	3		53.132	3		53.075
20	4.576	52.964	9	1 Lap	56.547	82	1 Lap	55.662	166	1 Lap	57.262	154	1 Lap	56.584
2	5.035	53.895	84	1 Lap	55.962	80	1 Lap	55.422	20	4.673	53.742	20	4.504	52.906
1	1 Lap	57.783	61	1 Lap	56.940	9	1 Lap	55.482	80	1 Lap	56.333	166	1 Lap	57.066
37	1 Lap	58.138	20	3.916	52.690	20	4.063	53.178	2	6.193	54.209	2	6.025	52.907
55	11.658	53.438	2	4.251	52.566	2	5.116	53.896	82	1 Lap	57.249	80	1 Lap	56.023
88	13.982	53.966	55	12.312	54.004	84	1 Lap	55.873	9	1 Lap	56.477	82	1 Lap	56.061
186	16.846	55.495	1	1 Lap	57.881	61	1 Lap	56.845	84	1 Lap	56.042	9	1 Lap	55.826
22	1 Lap	1:00.128	88	14.369	53.737	55	12.876	53.595	61	1 Lap	56.222	84	1 Lap	55.559
27	1 Lap	1:00.930	37	1 Lap	58.856	88	14.453	53.115	55	12.974	53.230	55	13.777	53.878
11	19.141	53.042	186	18.550	55.054	1	1 Lap	57.811	88	14.222	52.901	88	14.287	53.140
77	1 Lap	58.051	11	19.237	53.446	11	19.149	52.943	11	19.704	53.687	61	1 Lap	57.239
71	20.757	56.070	22	1 Lap	58.011	186	19.888	54.369	186	21.698	54.942	11	20.287	53.658
56	20.963	54.597	27	1 Lap	58.759	37	1 Lap	59.781	1	1 Lap	58.749	186	22.521	53.898
91	22.919	54.026	77	1 Lap	59.256	91	27.472	55.174	91	28.856	54.516	1	1 Lap	57.077
99	23.156	54.031	71	25.112	57.705	71	28.509	56.428	37	1 Lap	58.420	91	30.207	54.426
6	1 Lap	58.862	91	25.329	55.760	99	28.799	56.154	71	29.427	54.050	71	30.947	54.595
97	33.678	56.460	56	25.350	57.737	22	1 Lap	58.807	99	31.039	55.372	99	32.200	54.236
39	37.737	55.638	99	25.676	55.870	56	29.221	56.902	56	31.593	55.504	56	32.306	53.788
93	41.088	53.454	6	1 Lap	58.385	27	1 Lap	59.428	22	1 Lap	58.323	37	1 Lap	58.746
8	42.818	55.103	97	36.962	56.634	77	1 Lap	59.501	27	1 Lap	57.391	22	1 Lap	57.460
154	44.996	56.151	39	39.526	55.139	97	40.997	57.066	77	1 Lap	57.479	27	1 Lap	56.720
166	47.955	56.134	93	40.783	53.045	39	42.131	55.636	97	43.869	56.004	77	1 Lap	56.725
82	53.088	55.853	8	44.284	54.816	6	1 Lap	1:00.215	93	44.294	54.953	93	47.299	56.080
80	53.345	55.944	154	47.243	55.597	93	42.473	54.721	39	44.511	55.512	97	47.491	56.697
			166	50.152	55.547	8	46.295	55.042	6	1 Lap	59.641	39	47.698	56.262
						154	50.937	56.725	8	48.808	55.645	8	50.983	55.250

Weather / Track : Bright / Dry

Bernie's V8s (featuring classic US muscle cars)

RACE 5 - LAP CHART

LAP 16 @ 15:53:33.452			LAP 17 @ 15:54:27.301		
NO	BEHIND	LAP TIME	NO	BEHIND	LAP TIME
3		54.085	3		53.849
6	2 Laps	59.567	20	2.911	53.363
154	1 Lap	55.944	154	1 Lap	56.356
20	3.397	52.978	6	2 Laps	1:00.652
166	1 Lap	58.395	166	1 Lap	56.366
80	1 Lap	56.996	88	13.846	54.317
82	1 Lap	56.779	80	1 Lap	56.483
9	1 Lap	56.557	82	1 Lap	56.643
84	1 Lap	56.849	55	15.250	54.776
88	13.378	53.176	9	1 Lap	56.909
55	14.323	54.631	84	1 Lap	57.146
61	1 Lap	56.841	11	18.601	52.968
2	18.532	1:06.592	2	20.016	55.333
11	19.482	53.280	61	1 Lap	59.547
186	23.150	54.714	186	23.651	54.350
1	1 Lap	57.101	91	32.579	55.535
91	30.893	54.771	71	32.988	55.452
71	31.385	54.523	56	33.874	54.300
56	33.423	55.202	99	34.452	54.206
99	34.095	55.980	1	1 Lap	59.583
37	1 Lap	58.214	37	1 Lap	57.954
22	1 Lap	58.635	27	1 Lap	57.406
27	1 Lap	58.944	22	1 Lap	57.997
77	1 Lap	59.921	39	48.561	53.911
93	48.257	55.043	77	1 Lap	57.288
39	48.499	54.886	93	50.040	55.632
97	49.690	56.284	97	51.406	55.565
8	51.726	54.828	8	52.752	54.875

Weather / Track : Bright / Dry

Bernie's V8s (featuring classic US muscle cars)

RACE 5 - LAP ANALYSIS

DIFF = Difference To Personal Best Lap

P1 3 Darren DOWLING				
LAP	LAP TIME	DIFF	MPH	TIME OF DAY
1 -	54.729	2.646	79.45	15:40:20.071
2 -	52.996	0.913	82.05	15:41:13.067
3 -	52.637	0.554	82.61	15:42:05.704
4 -	52.715	0.632	82.49	15:42:58.419
5 -	52.318 (2)	0.235	83.11	15:43:50.737
6 -	52.083 (1)		83.49	15:44:42.820
7 -	52.835	0.752	82.30	15:45:35.655
8 -	52.818	0.735	82.33	15:46:28.473
9 -	52.620 (3)	0.537	82.64	15:47:21.093
10 -	52.906	0.823	82.19	15:48:13.999
11 -	52.780	0.697	82.39	15:49:06.779
12 -	53.350	1.267	81.51	15:50:00.129
13 -	53.031	0.948	82.00	15:50:53.160
14 -	53.132	1.049	81.84	15:51:46.292
15 -	53.075	0.992	81.93	15:52:39.367
16 -	54.085	2.002	80.40	15:53:33.452
17 -	53.849	1.766	80.75	15:54:27.301

P2 20 Dean COOK				
LAP	LAP TIME	DIFF	MPH	TIME OF DAY
1 -	57.190	4.983	76.03	15:40:22.532
2 -	53.858	1.651	80.74	15:41:16.390
3 -	53.055	0.848	81.96	15:42:09.445
4 -	52.207 (1)		83.29	15:43:01.652
5 -	52.624	0.417	82.63	15:43:54.276
6 -	52.593 (3)	0.386	82.68	15:44:46.869
7 -	52.855	0.648	82.27	15:45:39.724
8 -	52.840	0.633	82.29	15:46:32.564
9 -	53.479	1.272	81.31	15:47:26.043
10 -	52.348 (2)	0.141	83.07	15:48:18.391
11 -	52.964	0.757	82.10	15:49:11.355
12 -	52.690	0.483	82.53	15:50:04.045
13 -	53.178	0.971	81.77	15:50:57.223
14 -	53.742	1.535	80.91	15:51:50.965
15 -	52.906	0.699	82.19	15:52:43.871
16 -	52.978	0.771	82.08	15:53:36.849
17 -	53.363	1.156	81.49	15:54:30.212

P3 88 Simon CRIPPS				
LAP	LAP TIME	DIFF	MPH	TIME OF DAY
1 -	58.443	5.542	74.40	15:40:23.785
2 -	54.301	1.400	80.08	15:41:18.086
3 -	53.511	0.610	81.26	15:42:11.597
4 -	53.671	0.770	81.02	15:43:05.268
5 -	53.948	1.047	80.60	15:43:59.216
6 -	54.188	1.287	80.25	15:44:53.404
7 -	53.413	0.512	81.41	15:45:46.817
8 -	52.940 (2)	0.039	82.14	15:46:39.757
9 -	53.771	0.870	80.87	15:47:33.528
10 -	53.267	0.366	81.63	15:48:26.795
11 -	53.966	1.065	80.58	15:49:20.761
12 -	53.737	0.836	80.92	15:50:14.498
13 -	53.115 (3)	0.214	81.87	15:51:07.613
14 -	52.901 (1)		82.20	15:52:00.514
15 -	53.140	0.239	81.83	15:52:53.654
16 -	53.176	0.275	81.77	15:53:46.830
17 -	54.317	1.416	80.05	15:54:41.147

DIFF = Difference To Personal Best Lap

P4 55 Jason CLEGG				
LAP	LAP TIME	DIFF	MPH	TIME OF DAY
1 -	56.876	4.223	76.45	15:40:22.218
2 -	54.243	1.590	80.16	15:41:16.461
3 -	54.156	1.503	80.29	15:42:10.617
4 -	53.161 (3)	0.508	81.80	15:43:03.778
5 -	53.050 (2)	0.397	81.97	15:43:56.828
6 -	53.532	0.879	81.23	15:44:50.360
7 -	52.653 (1)		82.58	15:45:43.013
8 -	53.455	0.802	81.35	15:46:36.468
9 -	54.115	1.462	80.35	15:47:30.583
10 -	54.416	1.763	79.91	15:48:24.999
11 -	53.438	0.785	81.37	15:49:18.437
12 -	54.004	1.351	80.52	15:50:12.441
13 -	53.595	0.942	81.13	15:51:06.036
14 -	53.230	0.577	81.69	15:51:59.266
15 -	53.878	1.225	80.71	15:52:53.144
16 -	54.631	1.978	79.59	15:53:47.775
17 -	54.776	2.123	79.38	15:54:42.551

P5 11 Faber GERARD				
LAP	LAP TIME	DIFF	MPH	TIME OF DAY
1 -	1:00.683	7.740	71.66	15:40:26.025
2 -	54.815	1.872	79.33	15:41:20.840
3 -	54.870	1.927	79.25	15:42:15.710
4 -	54.063	1.120	80.43	15:43:09.773
5 -	54.048	1.105	80.45	15:44:03.821
6 -	53.890	0.947	80.69	15:44:57.711
7 -	54.185	1.242	80.25	15:45:51.896
8 -	53.608	0.665	81.11	15:46:45.504
9 -	53.694	0.751	80.98	15:47:39.198
10 -	53.680	0.737	81.00	15:48:32.878
11 -	53.042 (3)	0.099	81.98	15:49:25.920
12 -	53.446	0.503	81.36	15:50:19.366
13 -	52.943 (1)		82.13	15:51:12.309
14 -	53.687	0.744	80.99	15:52:05.996
15 -	53.658	0.715	81.04	15:52:59.654
16 -	53.280	0.337	81.61	15:53:52.934
17 -	52.968 (2)	0.025	82.09	15:54:45.902

P6 2 Tim DAVIS				
LAP	LAP TIME	DIFF	MPH	TIME OF DAY
1 -	57.062	4.866	76.20	15:40:22.404
2 -	53.840	1.644	80.76	15:41:16.244
3 -	52.566	0.370	82.72	15:42:08.810
4 -	52.246 (2)	0.050	83.23	15:43:01.056
5 -	52.196 (1)		83.31	15:43:53.252
6 -	52.798	0.602	82.36	15:44:46.050
7 -	52.522	0.326	82.79	15:45:38.572
8 -	52.516 (3)	0.320	82.80	15:46:31.088
9 -	53.934	1.738	80.62	15:47:25.022
10 -	52.897	0.701	82.20	15:48:17.919
11 -	53.895	1.699	80.68	15:49:11.814
12 -	52.566	0.370	82.72	15:50:04.380
13 -	53.896	1.700	80.68	15:50:58.276
14 -	54.209	2.013	80.21	15:51:52.485
15 -	52.907	0.711	82.19	15:52:45.392
16 -	1:06.592	14.396	65.30	15:53:51.984
17 -	55.333	3.137	78.58	15:54:47.317

Weather / Track : Bright / Dry

Brands Hatch Indy
Circuit Length = 1.2079 miles
Start: 15:39 Flag 15:54 End: 15:55

Bernie's V8s (featuring classic US muscle cars)

RACE 5 - LAP ANALYSIS

DIFF = Difference To Personal Best Lap

P7 186 Neil FOWLER				
LAP	LAP TIME	DIFF	MPH	TIME OF DAY
1 -	58.120	4.711	74.82	15:40:23.462
2 -	54.262	0.853	80.14	15:41:17.724
3 -	53.507 (2)	0.098	81.27	15:42:11.231
4 -	53.547 (3)	0.138	81.21	15:43:04.778
5 -	54.154	0.745	80.30	15:43:58.932
6 -	53.858	0.449	80.74	15:44:52.790
7 -	54.154	0.745	80.30	15:45:46.944
8 -	53.918	0.509	80.65	15:46:40.862
9 -	53.859	0.450	80.74	15:47:34.721
10 -	53.409 (1)		81.42	15:48:28.130
11 -	55.495	2.086	78.36	15:49:23.625
12 -	55.054	1.645	78.98	15:50:18.679
13 -	54.369	0.960	79.98	15:51:13.048
14 -	54.942	1.533	79.14	15:52:07.990
15 -	53.898	0.489	80.68	15:53:01.888
16 -	54.714	1.305	79.47	15:53:56.602
17 -	54.350	0.941	80.01	15:54:50.952

P8 91 Ian PRIOR				
LAP	LAP TIME	DIFF	MPH	TIME OF DAY
1 -	1:00.167	6.148	72.27	15:40:25.509
2 -	54.943	0.924	79.14	15:41:20.452
3 -	54.308	0.289	80.07	15:42:14.760
4 -	54.595	0.576	79.65	15:43:09.355
5 -	54.019 (1)		80.50	15:44:03.374
6 -	54.207	0.188	80.22	15:44:57.581
7 -	54.179 (3)	0.160	80.26	15:45:51.760
8 -	55.189	1.170	78.79	15:46:46.949
9 -	54.337	0.318	80.03	15:47:41.286
10 -	54.386	0.367	79.95	15:48:35.672
11 -	54.026 (2)	0.007	80.49	15:49:29.698
12 -	55.760	1.741	77.98	15:50:25.458
13 -	55.174	1.155	78.81	15:51:20.632
14 -	54.516	0.497	79.76	15:52:15.148
15 -	54.426	0.407	79.89	15:53:09.574
16 -	54.771	0.752	79.39	15:54:04.345
17 -	55.535	1.516	78.30	15:54:59.880

P9 71 Lee BARNARD				
LAP	LAP TIME	DIFF	MPH	TIME OF DAY
1 -	58.801	5.221	73.95	15:40:24.143
2 -	54.499	0.919	79.79	15:41:18.642
3 -	54.167	0.587	80.28	15:42:12.809
4 -	53.853 (3)	0.273	80.74	15:43:06.662
5 -	53.623 (2)	0.043	81.09	15:44:00.285
6 -	54.056	0.476	80.44	15:44:54.341
7 -	53.580 (1)		81.16	15:45:47.921
8 -	54.501	0.921	79.78	15:46:42.422
9 -	54.690	1.110	79.51	15:47:37.112
10 -	54.354	0.774	80.00	15:48:31.466
11 -	56.070	2.490	77.55	15:49:27.536
12 -	57.705	4.125	75.35	15:50:25.241
13 -	56.428	2.848	77.06	15:51:21.669
14 -	54.050	0.470	80.45	15:52:15.719
15 -	54.595	1.015	79.65	15:53:10.314
16 -	54.523	0.943	79.75	15:54:04.837
17 -	55.452	1.872	78.42	15:55:00.289

DIFF = Difference To Personal Best Lap

P10 56 Matt HOLBEN				
LAP	LAP TIME	DIFF	MPH	TIME OF DAY
1 -	59.280	5.492	73.35	15:40:24.622
2 -	54.409	0.621	79.92	15:41:19.031
3 -	54.888	1.100	79.22	15:42:13.919
4 -	54.305	0.517	80.07	15:43:08.224
5 -	54.074 (3)	0.286	80.41	15:44:02.298
6 -	54.312	0.524	80.06	15:44:56.610
7 -	54.283	0.495	80.10	15:45:50.893
8 -	54.104	0.316	80.37	15:46:44.997
9 -	54.024 (2)	0.236	80.49	15:47:39.021
10 -	54.124	0.336	80.34	15:48:33.145
11 -	54.597	0.809	79.64	15:49:27.742
12 -	57.737	3.949	75.31	15:50:25.479
13 -	56.902	3.114	76.42	15:51:22.381
14 -	55.504	1.716	78.34	15:52:17.885
15 -	53.788 (1)		80.84	15:53:11.673
16 -	55.202	1.414	78.77	15:54:06.875
17 -	54.300	0.512	80.08	15:55:01.175

P11 99 Michael SAUNDERS				
LAP	LAP TIME	DIFF	MPH	TIME OF DAY
1 -	1:01.247	7.478	71.00	15:40:26.589
2 -	54.987	1.218	79.08	15:41:21.576
3 -	54.633	0.864	79.59	15:42:16.209
4 -	53.997 (2)	0.228	80.53	15:43:10.206
5 -	54.386	0.617	79.95	15:44:04.592
6 -	54.223	0.454	80.19	15:44:58.815
7 -	53.769 (1)		80.87	15:45:52.584
8 -	54.696	0.927	79.50	15:46:47.280
9 -	54.251	0.482	80.15	15:47:41.531
10 -	54.373	0.604	79.97	15:48:35.904
11 -	54.031 (3)	0.262	80.48	15:49:29.935
12 -	55.870	2.101	77.83	15:50:25.805
13 -	56.154	2.385	77.44	15:51:21.959
14 -	55.372	1.603	78.53	15:52:17.331
15 -	54.236	0.467	80.17	15:53:11.567
16 -	55.980	2.211	77.68	15:54:07.547
17 -	54.206	0.437	80.22	15:55:01.753

P12 39 Cheng LIM				
LAP	LAP TIME	DIFF	MPH	TIME OF DAY
1 -	1:02.931	9.020	69.10	15:40:28.273
2 -	56.276	2.365	77.27	15:41:24.549
3 -	55.422	1.511	78.46	15:42:19.971
4 -	58.531	4.620	74.29	15:43:18.502
5 -	55.067	1.156	78.96	15:44:13.569
6 -	54.993	1.082	79.07	15:45:08.562
7 -	54.932 (3)	1.021	79.16	15:46:03.494
8 -	55.180	1.269	78.80	15:46:58.674
9 -	55.092	1.181	78.93	15:47:53.766
10 -	55.112	1.201	78.90	15:48:48.878
11 -	55.638	1.727	78.15	15:49:44.516
12 -	55.139	1.228	78.86	15:50:39.655
13 -	55.636	1.725	78.16	15:51:35.291
14 -	55.512	1.601	78.33	15:52:30.803
15 -	56.262	2.351	77.29	15:53:27.065
16 -	54.886 (2)	0.975	79.22	15:54:21.951
17 -	53.911 (1)		80.66	15:55:15.862

Weather / Track : Bright / Dry

Brands Hatch Indy
Circuit Length = 1.2079 miles
Start: 15:39 Flag 15:54 End: 15:55

Bernie's V8s (featuring classic US muscle cars)

RACE 5 - LAP ANALYSIS

DIFF = Difference To Personal Best Lap

P13 93 Russell MCCARTHY				
LAP	LAP TIME	DIFF	MPH	TIME OF DAY
1 -	1:03.262	10.217	68.73	15:40:28.604
2 -	57.387	4.342	75.77	15:41:25.991
3 -	54.137 (3)	1.092	80.32	15:42:20.128
4 -	1:00.632	7.587	71.72	15:43:20.760
5 -	55.301	2.256	78.63	15:44:16.061
6 -	56.231	3.186	77.33	15:45:12.292
7 -	55.368	2.323	78.54	15:46:07.660
8 -	55.540	2.495	78.29	15:47:03.200
9 -	55.902	2.857	77.78	15:47:59.102
10 -	55.311	2.266	78.62	15:48:54.413
11 -	53.454 (2)	0.409	81.35	15:49:47.867
12 -	53.045 (1)		81.97	15:50:40.912
13 -	54.721	1.676	79.46	15:51:35.633
14 -	54.953	1.908	79.13	15:52:30.586
15 -	56.080	3.035	77.54	15:53:26.666
16 -	55.043	1.998	79.00	15:54:21.709
17 -	55.632	2.587	78.16	15:55:17.341

P14 97 Andrew KNIGHT				
LAP	LAP TIME	DIFF	MPH	TIME OF DAY
1 -	1:02.255	7.839	69.85	15:40:27.597
2 -	55.128	0.712	78.88	15:41:22.725
3 -	55.012	0.596	79.04	15:42:17.737
4 -	54.416 (1)		79.91	15:43:12.153
5 -	54.643 (3)	0.227	79.58	15:44:06.796
6 -	54.907	0.491	79.19	15:45:01.703
7 -	54.574 (2)	0.158	79.68	15:45:56.277
8 -	55.143	0.727	78.86	15:46:51.420
9 -	55.949	1.533	77.72	15:47:47.369
10 -	56.628	2.212	76.79	15:48:43.997
11 -	56.460	2.044	77.02	15:49:40.457
12 -	56.634	2.218	76.78	15:50:37.091
13 -	57.066	2.650	76.20	15:51:34.157
14 -	56.004	1.588	77.64	15:52:30.161
15 -	56.697	2.281	76.69	15:53:26.858
16 -	56.284	1.868	77.26	15:54:23.142
17 -	55.565	1.149	78.26	15:55:18.707

P15 8 Simeon CHODOSH				
LAP	LAP TIME	DIFF	MPH	TIME OF DAY
1 -	1:02.831	8.015	69.21	15:40:28.173
2 -	58.243	3.427	74.66	15:41:26.416
3 -	55.837	1.021	77.88	15:42:22.253
4 -	58.189	3.373	74.73	15:43:20.442
5 -	55.577	0.761	78.24	15:44:16.019
6 -	55.990	1.174	77.66	15:45:12.009
7 -	55.618	0.802	78.18	15:46:07.627
8 -	55.620	0.804	78.18	15:47:03.247
9 -	55.698	0.882	78.07	15:47:58.945
10 -	55.549	0.733	78.28	15:48:54.494
11 -	55.103	0.287	78.91	15:49:49.597
12 -	54.816 (1)		79.33	15:50:44.413
13 -	55.042	0.226	79.00	15:51:39.455
14 -	55.645	0.829	78.14	15:52:35.100
15 -	55.250	0.434	78.70	15:53:30.350
16 -	54.828 (2)	0.012	79.31	15:54:25.178
17 -	54.875 (3)	0.059	79.24	15:55:20.053

DIFF = Difference To Personal Best Lap

P16 154 Robert FROST				
LAP	LAP TIME	DIFF	MPH	TIME OF DAY
1 -	1:04.551	9.440	67.36	15:40:29.893
2 -	57.870	2.759	75.14	15:41:27.763
3 -	56.306	1.195	77.23	15:42:24.069
4 -	58.061	2.950	74.89	15:43:22.130
5 -	55.745	0.634	78.00	15:44:17.875
6 -	56.037	0.926	77.60	15:45:13.912
7 -	55.746	0.635	78.00	15:46:09.658
8 -	55.451 (3)	0.340	78.42	15:47:05.109
9 -	55.111 (1)		78.90	15:48:00.220
10 -	55.404 (2)	0.293	78.48	15:48:55.624
11 -	56.151	1.040	77.44	15:49:51.775
12 -	55.597	0.486	78.21	15:50:47.372
13 -	56.725	1.614	76.66	15:51:44.097
14 -	56.584	1.473	76.85	15:52:40.681
15 -	55.944	0.833	77.73	15:53:36.625
16 -	56.356	1.245	77.16	15:54:32.981

P17 166 Alan JONES				
LAP	LAP TIME	DIFF	MPH	TIME OF DAY
1 -	1:04.331	8.799	67.59	15:40:29.673
2 -	58.545	3.013	74.27	15:41:28.218
3 -	57.071	1.539	76.19	15:42:25.289
4 -	58.234	2.702	74.67	15:43:23.523
5 -	56.036	0.504	77.60	15:44:19.559
6 -	55.532 (1)		78.30	15:45:15.091
7 -	56.120	0.588	77.48	15:46:11.211
8 -	55.922	0.390	77.76	15:47:07.133
9 -	55.637 (3)	0.105	78.16	15:48:02.770
10 -	55.830	0.298	77.89	15:48:58.600
11 -	56.134	0.602	77.46	15:49:54.734
12 -	55.547 (2)	0.015	78.28	15:50:50.281
13 -	57.262	1.730	75.94	15:51:47.543
14 -	57.066	1.534	76.20	15:52:44.609
15 -	58.395	2.863	74.46	15:53:43.004
16 -	56.366	0.834	77.14	15:54:39.370

P18 80 Mathew SMITH				
LAP	LAP TIME	DIFF	MPH	TIME OF DAY
1 -	1:08.298	12.876	63.67	15:40:33.640
2 -	57.340	1.918	75.83	15:41:30.980
3 -	57.200	1.778	76.02	15:42:28.180
4 -	58.160	2.738	74.76	15:43:26.340
5 -	57.369	1.947	75.80	15:44:23.709
6 -	55.779 (3)	0.357	77.96	15:45:19.488
7 -	55.640 (2)	0.218	78.15	15:46:15.128
8 -	56.725	1.303	76.66	15:47:11.853
9 -	55.972	0.550	77.69	15:48:07.825
10 -	56.355	0.933	77.16	15:49:04.180
11 -	55.944	0.522	77.73	15:50:00.124
12 -	55.422 (1)		78.46	15:50:55.546
13 -	56.333	0.911	77.19	15:51:51.879
14 -	56.023	0.601	77.62	15:52:47.902
15 -	56.996	1.574	76.29	15:53:44.898
16 -	56.483	1.061	76.98	15:54:41.381

P19 82 Stuart WILTSHIRE				
LAP	LAP TIME	DIFF	MPH	TIME OF DAY
1 -	1:06.219	10.557	65.66	15:40:31.561
2 -	57.757	2.095	75.29	15:41:29.318

Weather / Track : Bright / Dry

Brands Hatch Indy
Circuit Length = 1.2079 miles
Start: 15:39 Flag 15:54 End: 15:55

Bernie's V8s (featuring classic US muscle cars)

RACE 5 - LAP ANALYSIS

DIFF = Difference To Personal Best Lap

3 -	57.972	2.310	75.01	15:42:27.290
4 -	58.317	2.655	74.56	15:43:25.607
5 -	56.658	0.996	76.75	15:44:22.265
6 -	56.295	0.633	77.24	15:45:18.560
7 -	56.085	0.423	77.53	15:46:14.645
8 -	55.974 (3)	0.312	77.68	15:47:10.619
9 -	57.251	1.589	75.95	15:48:07.870
10 -	56.144	0.482	77.45	15:49:04.014
11 -	55.853 (2)	0.191	77.85	15:49:59.867
12 -	55.662 (1)		78.12	15:50:55.529
13 -	57.249	1.587	75.95	15:51:52.778
14 -	56.061	0.399	77.56	15:52:48.839
15 -	56.779	1.117	76.58	15:53:45.618
16 -	56.643	0.981	76.77	15:54:42.261

P20 9 Guy SAMUELS

LAP	LAP TIME	DIFF	MPH	TIME OF DAY
1 -	1:05.776	10.294	66.11	15:40:31.118
2 -	58.520	3.038	74.30	15:41:29.638
3 -	58.308	2.826	74.57	15:42:27.946
4 -	57.912	2.430	75.08	15:43:25.858
5 -	56.697	1.215	76.69	15:44:22.555
6 -	56.356	0.874	77.16	15:45:18.911
7 -	56.066	0.584	77.56	15:46:14.977
8 -	57.030	1.548	76.25	15:47:12.007
9 -	56.896	1.414	76.43	15:48:08.903
10 -	56.010 (3)	0.528	77.63	15:49:04.913
11 -	56.547	1.065	76.90	15:50:01.460
12 -	55.482 (1)		78.37	15:50:56.942
13 -	56.477	0.995	76.99	15:51:53.419
14 -	55.826 (2)	0.344	77.89	15:52:49.245
15 -	56.557	1.075	76.88	15:53:45.802
16 -	56.909	1.427	76.41	15:54:42.711

P21 84 Peter SAMUELS

LAP	LAP TIME	DIFF	MPH	TIME OF DAY
1 -	1:06.724	11.165	65.17	15:40:32.066
2 -	57.849	2.290	75.17	15:41:29.915
3 -	58.695	3.136	74.08	15:42:28.610
4 -	58.181	2.622	74.74	15:43:26.791
5 -	57.535	1.976	75.58	15:44:24.326
6 -	56.078	0.519	77.54	15:45:20.404
7 -	55.842 (2)	0.283	77.87	15:46:16.246
8 -	56.549	0.990	76.89	15:47:12.795
9 -	56.857	1.298	76.48	15:48:09.652
10 -	56.854	1.295	76.48	15:49:06.506
11 -	55.962	0.403	77.70	15:50:02.468
12 -	55.873 (3)	0.314	77.83	15:50:58.341
13 -	56.042	0.483	77.59	15:51:54.383
14 -	55.559 (1)		78.27	15:52:49.942
15 -	56.849	1.290	76.49	15:53:46.791
16 -	57.146	1.587	76.09	15:54:43.937

P22 61 Geoff TAYLOR

LAP	LAP TIME	DIFF	MPH	TIME OF DAY
1 -	1:04.890	8.879	67.01	15:40:30.232
2 -	58.288	2.277	74.60	15:41:28.520
3 -	57.735	1.724	75.32	15:42:26.255
4 -	58.020	2.009	74.95	15:43:24.275
5 -	56.011 (1)		77.63	15:44:20.286
6 -	56.821 (3)	0.810	76.53	15:45:17.107
7 -	56.827	0.816	76.52	15:46:13.934

DIFF = Difference To Personal Best Lap

8 -	57.523	1.512	75.59	15:47:11.457
9 -	57.546	1.535	75.56	15:48:09.003
10 -	57.736	1.725	75.31	15:49:06.739
11 -	56.940	0.929	76.37	15:50:03.679
12 -	56.845	0.834	76.49	15:51:00.524
13 -	56.222 (2)	0.211	77.34	15:51:56.746
14 -	57.239	1.228	75.97	15:52:53.985
15 -	56.841	0.830	76.50	15:53:50.826
16 -	59.547	3.536	73.02	15:54:50.373

P23 1 Mark BOWD

LAP	LAP TIME	DIFF	MPH	TIME OF DAY
1 -	1:08.079	11.447	63.87	15:40:33.421
2 -	59.266	2.634	73.37	15:41:32.687
3 -	59.206	2.574	73.44	15:42:31.893
4 -	58.815	2.183	73.93	15:43:30.708
5 -	58.162	1.530	74.76	15:44:28.870
6 -	57.339	0.707	75.84	15:45:26.209
7 -	57.146	0.514	76.09	15:46:23.355
8 -	56.632 (1)		76.78	15:47:19.987
9 -	57.234	0.602	75.97	15:48:17.221
10 -	57.783	1.151	75.25	15:49:15.004
11 -	57.881	1.249	75.13	15:50:12.885
12 -	57.811	1.179	75.22	15:51:10.696
13 -	58.749	2.117	74.02	15:52:09.445
14 -	57.077 (2)	0.445	76.18	15:53:06.522
15 -	57.101 (3)	0.469	76.15	15:54:03.623
16 -	59.583	2.951	72.98	15:55:03.206

P24 37 Ken ANGELL

LAP	LAP TIME	DIFF	MPH	TIME OF DAY
1 -	1:07.725	10.166	64.20	15:40:33.067
2 -	58.064	0.505	74.89	15:41:31.131
3 -	1:00.092	2.533	72.36	15:42:31.223
4 -	58.426	0.867	74.42	15:43:29.649
5 -	58.269	0.710	74.62	15:44:27.918
6 -	58.124	0.565	74.81	15:45:26.042
7 -	57.559 (1)		75.55	15:46:23.601
8 -	57.901 (2)	0.342	75.10	15:47:21.502
9 -	58.470	0.911	74.37	15:48:19.972
10 -	58.138	0.579	74.79	15:49:18.110
11 -	58.856	1.297	73.88	15:50:16.966
12 -	59.781	2.222	72.74	15:51:16.747
13 -	58.420	0.861	74.43	15:52:15.167
14 -	58.746	1.187	74.02	15:53:13.913
15 -	58.214	0.655	74.70	15:54:12.127
16 -	57.954 (3)	0.395	75.03	15:55:10.081

P25 27 Martin REYNOLDS

LAP	LAP TIME	DIFF	MPH	TIME OF DAY
1 -	1:10.977	14.257	61.26	15:40:36.319
2 -	59.439	2.719	73.16	15:41:35.758
3 -	58.527	1.807	74.30	15:42:34.285
4 -	58.656	1.936	74.13	15:43:32.941
5 -	57.587	0.867	75.51	15:44:30.528
6 -	57.969	1.249	75.01	15:45:28.497
7 -	58.264	1.544	74.63	15:46:26.761
8 -	59.653	2.933	72.89	15:47:26.414
9 -	58.328	1.608	74.55	15:48:24.742
10 -	1:00.930	4.210	71.37	15:49:25.672
11 -	58.759	2.039	74.00	15:50:24.431
12 -	59.428	2.708	73.17	15:51:23.859

Weather / Track : Bright / Dry

Brands Hatch Indy

Circuit Length = 1.2079 miles

Start: 15:39 Flag 15:54 End: 15:55

Bernie's V8s (featuring classic US muscle cars)

RACE 5 - LAP ANALYSIS

DIFF = Difference To Personal Best Lap

13 -	57.391 (2)	0.671	75.77	15:52:21.250
14 -	56.720 (1)		76.66	15:53:17.970
15 -	58.944	2.224	73.77	15:54:16.914
16 -	57.406 (3)	0.686	75.75	15:55:14.320

P26 22 Marcus BICKNELL

LAP	LAP TIME	DIFF	MPH	TIME OF DAY
1 -	1:10.436	12.976	61.73	15:40:35.778
2 -	1:00.220	2.760	72.21	15:41:35.998
3 -	59.425	1.965	73.17	15:42:35.423
4 -	57.873 (2)	0.413	75.14	15:43:33.296
5 -	58.247	0.787	74.65	15:44:31.543
6 -	59.052	1.592	73.64	15:45:30.595
7 -	58.314	0.854	74.57	15:46:28.909
8 -	58.118	0.658	74.82	15:47:27.027
9 -	58.022	0.562	74.94	15:48:25.049
10 -	1:00.128	2.668	72.32	15:49:25.177
11 -	58.011	0.551	74.96	15:50:23.188
12 -	58.807	1.347	73.94	15:51:21.995
13 -	58.323	0.863	74.56	15:52:20.318
14 -	57.460 (1)		75.68	15:53:17.778
15 -	58.635	1.175	74.16	15:54:16.413
16 -	57.997 (3)	0.537	74.97	15:55:14.410

P27 77 Barry HOLMES

LAP	LAP TIME	DIFF	MPH	TIME OF DAY
1 -	1:11.721	14.996	60.63	15:40:37.063
2 -	1:00.396	3.671	72.00	15:41:37.459
3 -	58.571	1.846	74.24	15:42:36.030
4 -	58.304	1.579	74.58	15:43:34.334
5 -	57.598	0.873	75.49	15:44:31.932
6 -	58.986	2.261	73.72	15:45:30.918
7 -	1:00.220	3.495	72.21	15:46:31.138
8 -	58.348	1.623	74.52	15:47:29.486
9 -	58.406	1.681	74.45	15:48:27.892
10 -	58.051	1.326	74.91	15:49:25.943
11 -	59.256	2.531	73.38	15:50:25.199
12 -	59.501	2.776	73.08	15:51:24.700
13 -	57.479 (3)	0.754	75.65	15:52:22.179
14 -	56.725 (1)		76.66	15:53:18.904
15 -	59.921	3.196	72.57	15:54:18.825
16 -	57.288 (2)	0.563	75.90	15:55:16.113

P28 6 Rob FENN

LAP	LAP TIME	DIFF	MPH	TIME OF DAY
1 -	1:11.030	12.645	61.22	15:40:36.372
2 -	1:01.270	2.885	70.97	15:41:37.642
3 -	1:00.383	1.998	72.01	15:42:38.025
4 -	59.324	0.939	73.30	15:43:37.349
5 -	59.184 (3)	0.799	73.47	15:44:36.533
6 -	59.339	0.954	73.28	15:45:35.872
7 -	59.820	1.435	72.69	15:46:35.692
8 -	1:01.781	3.396	70.38	15:47:37.473
9 -	1:00.510	2.125	71.86	15:48:37.983
10 -	58.862 (2)	0.477	73.87	15:49:36.845
11 -	58.385 (1)		74.48	15:50:35.230
12 -	1:00.215	1.830	72.21	15:51:35.445
13 -	59.641	1.256	72.91	15:52:35.086
14 -	59.567	1.182	73.00	15:53:34.653
15 -	1:00.652	2.267	71.69	15:54:35.305

DIFF = Difference To Personal Best Lap

P29 98 Jonnie WHEELER				
LAP	LAP TIME	DIFF	MPH	TIME OF DAY
1 -	59.810 (2)	4.943	72.70	15:40:25.152
2 -	54.867 (1)		79.25	15:41:20.019


P30 54 Christopher RIDGE

LAP	LAP TIME	DIFF	MPH	TIME OF DAY
1 -	1:10.144 (1)		61.99	15:40:35.486

Weather / Track : Bright / Dry

Bernie's V8s (featuring classic US muscle cars)

RACE 10 - GRID (15 minutes) - AMENDED

ROW 15	29	61	0.000 William BRYAN	30	27	15:48.978 Martin REYNOLDS
ROW 14	27	54	1:10.144 Christopher RIDGE	28	82	0.000 Andrew RILEY
ROW 13	25	6	15:09.963 Rob FENN	26	98	1:54.677 Jonnie WHEELER
ROW 12	23	22	15:49.068 Marcus BICKNELL	24	77	15:50.771 Barry HOLMES
ROW 11	21	1	15:37.864 Mark BOWD	22	37	15:44.739 Ken ANGELL
ROW 10	19	9	15:17.369 Guy SAMUELS	20	84	15:18.595 Peter SAMUELS
ROW 9	17	166	15:14.028 Alan JONES	18	80	15:16.039 Mathew SMITH
ROW 8	15	8	15:54.711 Simeon CHODOSH	16	154	15:07.639 Robert FROST
ROW 7	13	93	15:51.999 Russell MCCARTHY	14	97	15:53.365 Andrew KNIGHT
ROW 6	11	99	15:36.411 Michael SAUNDERS	12	39	15:50.520 Cheng LIM
ROW 5	9	71	15:34.947 Lee BARNARD	10	56	15:35.833 Matt HOLBEN
ROW 4	7	186	15:25.610 Neil FOWLER	8	91	15:34.538 Ian PRIOR
ROW 3	5	11	15:20.560 Faber GERARD	6	2	15:21.975 Tim DAVIS
ROW 2	3	88	15:15.805 Simon CRIPPS	4	55	15:17.209 Jason CLEGG
ROW 1	1	3	15:01.959 Darren DOWLING	2	20	15:04.870 Dean COOK
Pole						
						

Car 27 - Change of car - Allowed to start from back of grid

Brands Hatch Indy
Circuit Length = 1.2079 miles

These results are provisional until the conclusion of any judicial and technical matters.

Clerk Of Course :	Timekeeper :
-------------------	--------------

Bernie's V8s (featuring classic US muscle cars)

RACE 10 - CLASSIFICATION

POS	NO	CL	PIC	NAME	ENTRY	LAPS	TIME	GAP	DIFF	MPH	BEST	ON
1	3	HM	1	Darren DOWLING	TVR Sagaris	17	14:58.106			82.31	51.475	3
2	20	HM	2	Dean COOK	TVR Tuscan	17	14:59.244	1.138	1.138	82.20	51.945	14
3	2	HM	3	Tim DAVIS	TVR Tuscan	17	15:10.175	12.069	10.931	81.22	52.073	9
4	88	HM	4	Simon CRIPPS	MGB GT V8	17	15:11.158	13.052	0.983	81.13	52.908	17
5	55	HM	5	Jason CLEGG	TVR Tuscan SP6	17	15:15.239	17.133	4.081	80.77	52.639	17
6	99	HM	6	Michael SAUNDERS	Ford MK 1 Escort Mexico	17	15:22.619	24.513	7.380	80.12	53.264	5
7	11	M	1	Faber GERARD	Chevrolet Camaro	17	15:27.889	29.783	5.270	79.67	53.129	12
8	186	HM	7	Neil FOWLER	MGB GT V8	17	15:34.752	36.646	6.863	79.08	53.914	12
9	71	HM	8	Lee BARNARD	MGB GT V8	17	15:40.049	41.943	5.297	78.64	53.887	9
10	91	HM	9	Ian PRIOR	MGB GT V8	17	15:40.113	42.007	0.064	78.63	54.359	12
11	39	HM	10	Cheng LIM	RAM SC	17	15:49.296	51.190	9.183	77.87	54.223	12
12	8	M	2	Simeon CHODOSH	Chevrolet Corvette	17	15:50.909	52.803	1.613	77.74	54.352	6
13	93	HM	11	Russell MCCARTHY	MGB GT V8	17	15:52.458	54.352	1.549	77.61	54.588	4
14	80	M	3	Mathew SMITH	TVR Chimaera	17	15:53.383	55.277	0.925	77.54	54.778	13
15	166	HM	12	Alan JONES	TVR Sagaris	16	14:59.949	1 Lap	1 Lap	77.31	54.324	13
16	97	HM	13	Andrew KNIGHT	Pontiac ASCAR	16	15:01.358	1 Lap	1.409	77.19	54.170	6
17	98	HM	14	Jonnie WHEELER	MGB GT V8	16	15:02.819	1 Lap	1.461	77.06	54.935	6
18	154	HM	15	Robert FROST	Dax Tojiero	16	15:07.080	1 Lap	4.261	76.70	55.209	9
19	9	M	4	Guy SAMUELS	MGB GT V8	16	15:09.412	1 Lap	2.332	76.50	55.269	16
20	84	M	5	Peter SAMUELS	MGB GT V8	16	15:10.858	1 Lap	1.446	76.38	55.107	15
21	54	HM	16	Christopher RIDGE	TVR Tuscan	16	15:19.190	1 Lap	8.332	75.69	54.955	10
22	1	M	6	Mark BOWD	Ford GT40	16	15:38.124	1 Lap	18.934	74.16	56.152	5
23	27	HM	17	Martin REYNOLDS	Ford MK 1 Escort	16	15:39.360	1 Lap	1.236	74.06	55.940	15
24	37	M	7	Ken ANGELL	BMW 328i E36	16	15:43.414	1 Lap	4.054	73.75	57.295	15
25	77	M	8	Barry HOLMES	MGB GT V8	16	15:43.721	1 Lap	0.307	73.72	56.851	14
26	6	R	1	Rob FENN	Ford Mustang	15	15:10.098	2 Laps	1 Lap	71.67	58.934	11
27	61	M	9	William BRYAN	TVR Griffith 200	15	15:26.753	2 Laps	16.655	70.38	59.900	9
28	82	M	10	Andrew RILEY	MGB V8	15	15:37.862	2 Laps	11.109	69.55	1:00.315	13

NOT CLASSIFIED

DNF	56	HM		Matt HOLBEN	TVR Tuscan	16	14:44.646	1 Lap	0.000	78.65	53.096	15
DNF	22	M		Marcus BICKNELL	Ford Mustang Mach 1	12	11:48.933	5 Laps	4 Laps	73.60	56.543	4

FASTEST LAP

	3	HM		Darren DOWLING	TVR Sagaris	3	51.475		84.47 mph	135.95 kph		
	11	M		Faber GERARD	Chevrolet Camaro	12	53.129		81.84 mph	131.72 kph		
	6	R		Rob FENN	Ford Mustang	11	58.934		73.78 mph	118.74 kph		

Car 39 - Transponder stopped working - please check before next race

Weather / Track : Bright / Dry

These results are provisional until the conclusion of any judicial and technical matters.

Brands Hatch Indy

Circuit Length = 1.2079 miles

Start: 10:55 Flag 11:10 End: 11:12

Clerk Of Course :		Timekeeper :	
-------------------	--	--------------	--

Bernie's V8s (featuring classic US muscle cars)

RACE 10 - LAP CHART

LAP 1 @ 10:56:53.091			LAP 2 @ 10:57:45.042			LAP 3 @ 10:58:36.517			LAP 4 @ 10:59:28.624			LAP 5 @ 11:00:20.933		
NO	BEHIND	LAP TIME	NO	BEHIND	LAP TIME	NO	BEHIND	LAP TIME	NO	BEHIND	LAP TIME	NO	BEHIND	LAP TIME
3		55.059	3		51.951	3		51.475	3		52.107	3		52.309
20	1.980	57.039	20	3.695	53.666	20	5.257	53.037	20	6.344	53.194	20	7.103	53.068
88	3.286	58.345	2	4.551	52.845	2	5.822	52.746	2	6.575	52.860	2	7.307	53.041
2	3.657	58.716	88	4.615	53.280	88	7.197	54.057	88	8.359	53.269	88	9.130	53.080
55	4.317	59.376	55	6.966	54.600	55	9.688	54.197	55	11.875	54.294	55	13.284	53.718
11	5.534	1:00.593	11	9.317	55.734	11	12.706	54.864	99	14.623	53.820	99	15.578	53.264
91	6.176	1:01.235	99	9.766	55.470	99	12.910	54.619	11	16.163	55.564	11	17.890	54.036
99	6.247	1:01.306	186	10.410	55.744	186	13.132	54.197	186	16.422	55.397	186	18.070	53.957
186	6.617	1:01.676	91	10.468	56.243	91	14.277	55.284	91	17.356	55.186	91	20.139	55.092
56	7.060	1:02.119	56	10.764	55.655	56	14.557	55.268	56	17.481	55.031	71	20.265	54.626
71	7.546	1:02.605	71	11.294	55.699	71	14.923	55.104	71	17.948	55.132	56	20.549	55.377
93	8.003	1:03.062	93	12.363	56.311	93	16.323	55.435	93	18.804	54.588	93	21.200	54.705
8	8.841	1:03.900	8	13.023	56.133	8	17.229	55.681	8	20.679	55.557	8	23.167	54.797
97	9.268	1:04.327	97	13.852	56.535	97	18.289	55.912	97	21.640	55.458	97	24.490	55.159
39	9.555	1:04.614	39	14.475	56.871	39	19.287	56.287	39	22.459	55.279	39	25.587	55.437
80	10.589	1:05.648	80	15.633	56.995	80	20.196	56.038	80	24.157	56.068	80	26.754	54.906
98	10.960	1:06.019	98	15.906	56.897	98	20.929	56.498	98	24.485	55.663	98	27.579	55.403
166	11.356	1:06.415	166	16.888	57.483	166	21.290	55.877	166	24.963	55.780	166	28.071	55.417
154	11.683	1:06.742	154	17.144	57.412	154	21.843	56.174	154	25.515	55.779	154	28.914	55.708
84	12.724	1:07.783	84	18.454	57.681	84	23.104	56.125	84	27.186	56.189	84	30.876	55.999
9	12.916	1:07.975	9	19.137	58.172	9	25.048	57.386	9	29.035	56.094	9	32.569	55.843
37	13.688	1:08.747	22	20.516	58.224	22	26.473	57.432	22	30.909	56.543	22	35.577	56.977
22	14.243	1:09.302	37	20.906	59.169	1	27.812	58.273	1	32.494	56.789	1	36.337	56.152
6	14.561	1:09.620	1	21.014	58.259	37	29.190	59.759	37	35.318	58.235	54	40.078	55.940
1	14.706	1:09.765	6	23.364	1:00.754	27	30.581	58.174	54	36.447	56.165	37	42.101	59.092
77	15.761	1:10.820	27	23.882	59.794	77	32.175	59.379	27	36.754	58.280	27	42.466	58.021
27	16.039	1:11.098	77	24.271	1:00.461	54	32.389	57.937	77	38.628	58.560	77	43.963	57.644
82	17.263	1:12.322	54	25.927	1:00.094	6	32.404	1:00.515	6	40.005	59.708	6	47.038	59.342
54	17.784	1:12.843	82	27.035	1:01.723	82	36.152	1:00.592	82	44.624	1:00.579			
61	19.218	1:14.277	61	29.246	1:01.979	61	39.011	1:01.240	61	47.633	1:00.729			

Weather / Track : Bright / Dry

Brands Hatch Indy
 Circuit Length = 1.2079 miles
 Start: 10:55 Flag 11:10 End: 11:12

Bernie's V8s (featuring classic US muscle cars)

RACE 10 - LAP CHART

LAP 6 @ 11:01:13.673			LAP 7 @ 11:02:06.446			LAP 8 @ 11:02:59.356			LAP 9 @ 11:03:52.906			LAP 10 @ 11:04:46.835		
NO	BEHIND	LAP TIME	NO	BEHIND	LAP TIME	NO	BEHIND	LAP TIME	NO	BEHIND	LAP TIME	NO	BEHIND	LAP TIME
3		52.740	3		52.773	3		52.910	3		53.550	3		53.929
82	1 Lap	1:00.939	6	1 Lap	59.117	2	6.391	52.510	37	1 Lap	58.501	1	1 Lap	58.211
61	1 Lap	1:00.508	2	6.791	52.799	20	6.521	52.414	27	1 Lap	58.414	2	3.618	52.633
20	6.543	52.180	20	7.017	53.247	6	1 Lap	59.732	2	4.914	52.073	20	3.867	52.557
2	6.765	52.198	82	1 Lap	1:01.891	88	10.034	53.161	77	1 Lap	58.860	22	1 Lap	59.177
88	9.394	53.004	88	9.783	53.162	55	15.259	54.087	20	5.239	52.268	27	1 Lap	57.694
55	13.878	53.334	61	1 Lap	1:00.412	82	1 Lap	1:01.372	88	9.568	53.084	88	8.703	53.064
99	16.507	53.669	55	14.082	52.977	99	18.309	53.576	6	1 Lap	59.848	37	1 Lap	58.606
11	19.027	53.877	99	17.643	53.909	61	1 Lap	1:00.876	55	14.873	53.164	77	1 Lap	58.109
186	19.509	54.179	11	20.535	54.281	11	21.422	53.797	99	18.296	53.537	55	14.400	53.456
91	22.926	55.527	186	20.841	54.105	186	21.881	53.950	11	22.519	54.647	99	18.177	53.810
71	23.105	55.580	91	24.778	54.625	91	26.593	54.725	186	22.882	54.551	6	1 Lap	59.279
56	23.181	55.372	71	24.917	54.585	71	26.900	54.893	61	1 Lap	1:00.131	11	22.221	53.631
93	23.601	55.141	56	25.351	54.943	56	26.907	54.466	71	27.237	53.887	186	22.984	54.031
8	24.779	54.352	93	25.705	54.877	93	27.987	55.192	82	1 Lap	1:02.948	71	28.255	54.947
97	25.920	54.170	8	26.526	54.520	8	28.247	54.631	91	28.167	55.124	91	28.922	54.684
39	27.897	55.050	97	28.458	55.311	97	31.291	55.743	56	28.401	55.044	56	29.892	55.420
80	29.058	55.044	39	30.646	55.522	39	33.073	55.337	93	29.592	55.155	61	1 Lap	59.900
98	29.774	54.935	80	31.691	55.406	80	34.219	55.438	8	30.266	55.569	8	31.605	55.268
166	30.950	55.619	98	32.068	55.067	98	34.610	55.452	97	32.873	55.132	93	31.949	56.286
154	31.446	55.272	166	33.302	55.125	166	35.005	54.613	39	34.129	54.606	97	35.945	57.001
84	34.222	56.086	154	35.401	56.728	154	38.120	55.629	80	35.628	54.959	39	36.418	56.218
9	35.435	55.606	84	37.603	56.154	84	40.650	55.957	166	36.745	55.290	80	37.224	55.525
1	40.745	57.148	9	38.193	55.531	9	41.101	55.818	98	36.840	55.780	82	1 Lap	1:03.951
22	40.909	58.072	1	45.268	57.296	54	49.037	55.840	154	39.779	55.209	166	37.729	54.913
54	42.840	55.502	54	46.107	56.040	1	50.117	57.759	84	43.462	56.362	98	39.307	56.396
37	47.388	58.027	22	47.396	59.260	22	52.425	57.939	9	43.765	56.214	154	41.166	55.316
27	47.575	57.849	37	52.371	57.756				54	50.561	55.074	9	45.416	55.580
77	48.462	57.239	27	52.571	57.769							84	45.597	56.064
			77	52.832	57.143							54	51.587	54.955

Weather / Track : Bright / Dry

Brands Hatch Indy
 Circuit Length = 1.2079 miles
 Start: 10:55 Flag 11:10 End: 11:12

Bernie's V8s (featuring classic US muscle cars)

RACE 10 - LAP CHART

LAP 11 @ 11:05:39.989			LAP 12 @ 11:06:32.726			LAP 13 @ 11:07:26.596			LAP 14 @ 11:08:19.271			LAP 15 @ 11:09:11.287		
NO	BEHIND	LAP TIME	NO	BEHIND	LAP TIME	NO	BEHIND	LAP TIME	NO	BEHIND	LAP TIME	NO	BEHIND	LAP TIME
3		53.154	3		52.737	3		53.870	3		52.675	3		52.016
2	2.839	52.375	54	1 Lap	56.844	20	1.307	52.561	20	0.577	51.945	20	1.003	52.442
20	3.012	52.299	20	2.616	52.341	2	2.995	53.730	9	1 Lap	56.327	154	1 Lap	57.050
1	1 Lap	57.887	2	3.135	53.033	82	2 Laps	1:02.602	84	1 Lap	56.553	9	1 Lap	55.508
88	8.955	53.406	88	10.695	54.477	54	1 Lap	57.189	61	2 Laps	1:00.790	84	1 Lap	55.751
22	1 Lap	58.751	1	1 Lap	58.001	88	9.997	53.172	2	5.512	55.192	2	8.426	54.930
27	1 Lap	57.810	55	15.007	53.537	55	14.518	53.381	54	1 Lap	56.842	61	2 Laps	1:00.471
77	1 Lap	57.663	22	1 Lap	58.340	1	1 Lap	58.804	88	10.892	53.570	88	11.797	52.921
37	1 Lap	58.259	27	1 Lap	58.422	99	19.480	53.935	82	2 Laps	1:03.429	54	1 Lap	55.877
55	14.207	52.961	99	19.415	53.661	22	1 Lap	58.916	55	14.732	52.889	55	16.135	53.419
99	18.491	53.468	37	1 Lap	58.118	27	1 Lap	57.363	99	20.396	53.591	99	21.842	53.462
11	23.173	54.106	77	1 Lap	58.582	11	23.143	53.448	1	1 Lap	58.059	82	2 Laps	1:00.315
186	23.949	54.119	11	23.565	53.129	77	1 Lap	57.324	11	24.254	53.786	11	26.865	54.627
6	1 Lap	59.067	186	25.126	53.914	37	1 Lap	57.555	186	27.428	54.815	1	1 Lap	58.849
71	29.601	54.500	71	30.969	54.105	186	25.288	54.032	27	1 Lap	58.530	186	30.295	54.883
91	30.394	54.626	6	1 Lap	58.934	71	31.261	54.162	37	1 Lap	58.417	27	1 Lap	57.151
56	30.518	53.780	91	32.016	54.359	91	32.545	54.399	77	1 Lap	58.987	37	1 Lap	57.367
8	34.464	56.013	56	32.262	54.481	56	32.706	54.314	71	32.605	54.019	77	1 Lap	56.851
93	36.187	57.392	8	36.878	55.151	6	1 Lap	1:00.003	56	34.489	54.458	71	34.714	54.125
97	38.604	55.813	93	39.573	56.123	8	38.845	55.837	91	34.592	54.722	56	35.569	53.096
39	38.622	55.358	39	40.108	54.223	39	40.990	54.752	8	43.183	57.013	91	37.140	54.564
80	39.224	55.154	80	42.034	55.547	93	41.462	55.759	39	44.104	55.789	8	46.278	55.111
166	39.478	54.903	166	43.034	56.293	80	42.942	54.778	93	45.142	56.355	39	46.431	54.343
61	1 Lap	1:01.740	97	44.060	58.193	166	43.488	54.324	80	45.733	55.466	93	48.249	55.123
98	42.324	56.171	98	44.992	55.405	97	45.678	55.488	6	1 Lap	1:01.175	80	49.061	55.344
154	44.232	56.220	154	47.666	56.171	98	46.536	55.414	166	45.930	55.117	166	50.158	56.244
82	1 Lap	1:02.650	61	1 Lap	1:01.554	154	49.928	56.132	97	48.645	55.642	97	52.178	55.549
84	48.797	56.354	9	52.242	55.904				98	49.437	55.576			
9	49.075	56.813	84	52.422	56.362									

Weather / Track : Bright / Dry

Brands Hatch Indy
 Circuit Length = 1.2079 miles
 Start: 10:55 Flag 11:10 End: 11:12

Bernie's V8s (featuring classic US muscle cars)

RACE 10 - LAP CHART

LAP 16 @ 11:10:03.945			LAP 17 @ 11:10:56.138		
NO	BEHIND	LAP TIME	NO	BEHIND	LAP TIME
3		52.658	3		52.193
20	0.907	52.562	20	1.138	52.424
98	1 Lap	56.313	166	1 Lap	56.536
6	2 Laps	1:01.918	97	1 Lap	55.925
154	1 Lap	55.579	98	1 Lap	55.830
9	1 Lap	55.372	154	1 Lap	55.959
84	1 Lap	55.107	9	1 Lap	55.269
2	9.845	54.077	6	2 Laps	1:01.086
88	12.337	53.198	2	12.069	54.417
55	16.687	53.210	84	1 Lap	56.331
54	1 Lap	56.302	88	13.052	52.908
61	2 Laps	1:01.529	55	17.133	52.639
99	22.676	53.492	54	1 Lap	55.746
11	28.559	54.352	99	24.513	54.030
82	2 Laps	1:01.549	61	2 Laps	1:00.617
186	33.228	55.591	11	29.783	53.417
1	1 Lap	58.544	186	36.646	55.611
27	1 Lap	55.940	82	2 Laps	1:01.000
71	36.954	54.898	1	1 Lap	58.328
56	38.733	55.822	27	1 Lap	57.051
37	1 Lap	57.295	71	41.943	57.182
91	39.022	54.540	91	42.007	55.178
77	1 Lap	57.816	37	1 Lap	58.511
8	48.924	55.304	77	1 Lap	58.283
39	48.932	55.159	39	51.190	54.451
93	50.299	54.708	8	52.803	56.072
80	51.362	54.959	93	54.352	56.246
			80	55.277	56.108

Weather / Track : Bright / Dry

Results can be found at www.tsl-timing.com

Page 4 of 4

Brands Hatch Indy
Circuit Length = 1.2079 miles
Start: 10:55 Flag 11:10 End: 11:12

Printed - 11:17 Sunday, 10 June 2018

Bernie's V8s (featuring classic US muscle cars)

RACE 10 - LAP ANALYSIS

DIFF = Difference To Personal Best Lap

P1 3 Darren DOWLING				
LAP	LAP TIME	DIFF	MPH	TIME OF DAY
1 -	55.059	3.584	78.98	10:56:53.091
2 -	51.951 (2)	0.476	83.70	10:57:45.042
3 -	51.475 (1)		84.47	10:58:36.517
4 -	52.107	0.632	83.45	10:59:28.624
5 -	52.309	0.834	83.13	11:00:20.933
6 -	52.740	1.265	82.45	11:01:13.673
7 -	52.773	1.298	82.40	11:02:06.446
8 -	52.910	1.435	82.18	11:02:59.356
9 -	53.550	2.075	81.20	11:03:52.906
10 -	53.929	2.454	80.63	11:04:46.835
11 -	53.154	1.679	81.81	11:05:39.989
12 -	52.737	1.262	82.45	11:06:32.726
13 -	53.870	2.395	80.72	11:07:26.596
14 -	52.675	1.200	82.55	11:08:19.271
15 -	52.016 (3)	0.541	83.60	11:09:11.287
16 -	52.658	1.183	82.58	11:10:03.945
17 -	52.193	0.718	83.31	11:10:56.138

P2 20 Dean COOK				
LAP	LAP TIME	DIFF	MPH	TIME OF DAY
1 -	57.039	5.094	76.23	10:56:55.071
2 -	53.666	1.721	81.03	10:57:48.737
3 -	53.037	1.092	81.99	10:58:41.774
4 -	53.194	1.249	81.74	10:59:34.968
5 -	53.068	1.123	81.94	11:00:28.036
6 -	52.180 (2)	0.235	83.33	11:01:20.216
7 -	53.247	1.302	81.66	11:02:13.463
8 -	52.414	0.469	82.96	11:03:05.877
9 -	52.268 (3)	0.323	83.19	11:03:58.145
10 -	52.557	0.612	82.74	11:04:50.702
11 -	52.299	0.354	83.14	11:05:43.001
12 -	52.341	0.396	83.08	11:06:35.342
13 -	52.561	0.616	82.73	11:07:27.903
14 -	51.945 (1)		83.71	11:08:19.848
15 -	52.442	0.497	82.92	11:09:12.290
16 -	52.562	0.617	82.73	11:10:04.852
17 -	52.424	0.479	82.95	11:10:57.276

P3 2 Tim DAVIS				
LAP	LAP TIME	DIFF	MPH	TIME OF DAY
1 -	58.716	6.643	74.06	10:56:56.748
2 -	52.845	0.772	82.28	10:57:49.593
3 -	52.746	0.673	82.44	10:58:42.339
4 -	52.860	0.787	82.26	10:59:35.199
5 -	53.041	0.968	81.98	11:00:28.240
6 -	52.198 (2)	0.125	83.30	11:01:20.438
7 -	52.799	0.726	82.36	11:02:13.237
8 -	52.510	0.437	82.81	11:03:05.747
9 -	52.073 (1)		83.50	11:03:57.820
10 -	52.633	0.560	82.62	11:04:50.453
11 -	52.375 (3)	0.302	83.02	11:05:42.828
12 -	53.033	0.960	81.99	11:06:35.861
13 -	53.730	1.657	80.93	11:07:29.591
14 -	55.192	3.119	78.79	11:08:24.783
15 -	54.930	2.857	79.16	11:09:19.713
16 -	54.077	2.004	80.41	11:10:13.790
17 -	54.417	2.344	79.91	11:11:08.207

DIFF = Difference To Personal Best Lap

P4 88 Simon CRIPPS				
LAP	LAP TIME	DIFF	MPH	TIME OF DAY
1 -	58.345	5.437	74.53	10:56:56.377
2 -	53.280	0.372	81.61	10:57:49.657
3 -	54.057	1.149	80.44	10:58:43.714
4 -	53.269	0.361	81.63	10:59:36.983
5 -	53.080	0.172	81.92	11:00:30.063
6 -	53.004 (3)	0.096	82.04	11:01:23.067
7 -	53.162	0.254	81.79	11:02:16.229
8 -	53.161	0.253	81.80	11:03:09.390
9 -	53.084	0.176	81.91	11:04:02.474
10 -	53.064	0.156	81.95	11:04:55.538
11 -	53.406	0.498	81.42	11:05:48.944
12 -	54.477	1.569	79.82	11:06:43.421
13 -	53.172	0.264	81.78	11:07:36.593
14 -	53.570	0.662	81.17	11:08:30.163
15 -	52.921 (2)	0.013	82.17	11:09:23.084
16 -	53.198	0.290	81.74	11:10:16.282
17 -	52.908 (1)		82.19	11:11:09.190

P5 55 Jason CLEGG				
LAP	LAP TIME	DIFF	MPH	TIME OF DAY
1 -	59.376	6.737	73.23	10:56:57.408
2 -	54.600	1.961	79.64	10:57:52.008
3 -	54.197	1.558	80.23	10:58:46.205
4 -	54.294	1.655	80.09	10:59:40.499
5 -	53.718	1.079	80.95	11:00:34.217
6 -	53.334	0.695	81.53	11:01:27.551
7 -	52.977	0.338	82.08	11:02:20.528
8 -	54.087	1.448	80.40	11:03:14.615
9 -	53.164	0.525	81.79	11:04:07.779
10 -	53.456	0.817	81.34	11:05:01.235
11 -	52.961 (3)	0.322	82.10	11:05:54.196
12 -	53.537	0.898	81.22	11:06:47.733
13 -	53.381	0.742	81.46	11:07:41.114
14 -	52.889 (2)	0.250	82.22	11:08:34.003
15 -	53.419	0.780	81.40	11:09:27.422
16 -	53.210	0.571	81.72	11:10:20.632
17 -	52.639 (1)		82.61	11:11:13.271

P6 99 Michael SAUNDERS				
LAP	LAP TIME	DIFF	MPH	TIME OF DAY
1 -	1:01.306	8.042	70.93	10:56:59.338
2 -	55.470	2.206	78.39	10:57:54.808
3 -	54.619	1.355	79.61	10:58:49.427
4 -	53.820	0.556	80.79	10:59:43.247
5 -	53.264 (1)		81.64	11:00:36.511
6 -	53.669	0.405	81.02	11:01:30.180
7 -	53.909	0.645	80.66	11:02:24.089
8 -	53.576	0.312	81.16	11:03:17.665
9 -	53.537	0.273	81.22	11:04:11.202
10 -	53.810	0.546	80.81	11:05:05.012
11 -	53.468 (3)	0.204	81.33	11:05:58.480
12 -	53.661	0.397	81.03	11:06:52.141
13 -	53.935	0.671	80.62	11:07:46.076
14 -	53.591	0.327	81.14	11:08:39.667
15 -	53.462 (2)	0.198	81.34	11:09:33.129
16 -	53.492	0.228	81.29	11:10:26.621
17 -	54.030	0.766	80.48	11:11:20.651

Weather / Track : Bright / Dry

Brands Hatch Indy
Circuit Length = 1.2079 miles
Start: 10:55 Flag 11:10 End: 11:12

Bernie's V8s (featuring classic US muscle cars)

RACE 10 - LAP ANALYSIS

DIFF = Difference To Personal Best Lap

P7 11 Faber GERARD				
LAP	LAP TIME	DIFF	MPH	TIME OF DAY
1 -	1:00.593	7.464	71.76	10:56:58.625
2 -	55.734	2.605	78.02	10:57:54.359
3 -	54.864	1.735	79.26	10:58:49.223
4 -	55.564	2.435	78.26	10:59:44.787
5 -	54.036	0.907	80.47	11:00:38.823
6 -	53.877	0.748	80.71	11:01:32.700
7 -	54.281	1.152	80.11	11:02:26.981
8 -	53.797	0.668	80.83	11:03:20.778
9 -	54.647	1.518	79.57	11:04:15.425
10 -	53.631	0.502	81.08	11:05:09.056
11 -	54.106	0.977	80.37	11:06:03.162
12 -	53.129 (1)		81.84	11:06:56.291
13 -	53.448 (3)	0.319	81.36	11:07:49.739
14 -	53.786	0.657	80.85	11:08:43.525
15 -	54.627	1.498	79.60	11:09:38.152
16 -	54.352	1.223	80.00	11:10:32.504
17 -	53.417 (2)	0.288	81.40	11:11:25.921

P8 186 Neil FOWLER				
LAP	LAP TIME	DIFF	MPH	TIME OF DAY
1 -	1:01.676	7.762	70.50	10:56:59.708
2 -	55.744	1.830	78.01	10:57:55.452
3 -	54.197	0.283	80.23	10:58:49.649
4 -	55.397	1.483	78.49	10:59:45.046
5 -	53.957 (3)	0.043	80.59	11:00:39.003
6 -	54.179	0.265	80.26	11:01:33.182
7 -	54.105	0.191	80.37	11:02:27.287
8 -	53.950 (2)	0.036	80.60	11:03:21.237
9 -	54.551	0.637	79.71	11:04:15.788
10 -	54.031	0.117	80.48	11:05:09.819
11 -	54.119	0.205	80.35	11:06:03.938
12 -	53.914 (1)		80.65	11:06:57.852
13 -	54.032	0.118	80.48	11:07:51.884
14 -	54.815	0.901	79.33	11:08:46.699
15 -	54.883	0.969	79.23	11:09:41.582
16 -	55.591	1.677	78.22	11:10:37.173
17 -	55.611	1.697	78.19	11:11:32.784

P9 71 Lee BARNARD				
LAP	LAP TIME	DIFF	MPH	TIME OF DAY
1 -	1:02.605	8.718	69.46	10:57:00.637
2 -	55.699	1.812	78.07	10:57:56.336
3 -	55.104	1.217	78.91	10:58:51.440
4 -	55.132	1.245	78.87	10:59:46.572
5 -	54.626	0.739	79.60	11:00:41.198
6 -	55.580	1.693	78.24	11:01:36.778
7 -	54.585	0.698	79.66	11:02:31.363
8 -	54.893	1.006	79.21	11:03:26.256
9 -	53.887 (1)		80.69	11:04:20.143
10 -	54.947	1.060	79.14	11:05:15.090
11 -	54.500	0.613	79.79	11:06:09.590
12 -	54.105 (3)	0.218	80.37	11:07:03.695
13 -	54.162	0.275	80.28	11:07:57.857
14 -	54.019 (2)	0.132	80.50	11:08:51.876
15 -	54.125	0.238	80.34	11:09:46.001
16 -	54.898	1.011	79.21	11:10:40.899
17 -	57.182	3.295	76.04	11:11:38.081

DIFF = Difference To Personal Best Lap

P10 91 Ian PRIOR				
LAP	LAP TIME	DIFF	MPH	TIME OF DAY
1 -	1:01.235	6.876	71.01	10:56:59.267
2 -	56.243	1.884	77.31	10:57:55.510
3 -	55.284	0.925	78.65	10:58:50.794
4 -	55.186	0.827	78.79	10:59:45.980
5 -	55.092	0.733	78.93	11:00:41.072
6 -	55.527	1.168	78.31	11:01:36.599
7 -	54.625	0.266	79.60	11:02:31.224
8 -	54.725	0.366	79.46	11:03:25.949
9 -	55.124	0.765	78.88	11:04:21.073
10 -	54.684	0.325	79.52	11:05:15.757
11 -	54.626	0.267	79.60	11:06:10.383
12 -	54.359 (1)		79.99	11:07:04.742
13 -	54.399 (2)	0.040	79.93	11:07:59.141
14 -	54.722	0.363	79.46	11:08:53.863
15 -	54.564	0.205	79.69	11:09:48.427
16 -	54.540 (3)	0.181	79.73	11:10:42.967
17 -	55.178	0.819	78.81	11:11:38.145

P11 39 Cheng LIM				
LAP	LAP TIME	DIFF	MPH	TIME OF DAY
1 -	1:04.614	10.391	67.30	10:57:02.646
2 -	56.871	2.648	76.46	10:57:59.517
3 -	56.287	2.064	77.25	10:58:55.804
4 -	55.279	1.056	78.66	10:59:51.083
5 -	55.437	1.214	78.44	11:00:46.520
6 -	55.050	0.827	78.99	11:01:41.570
7 -	55.522	1.299	78.32	11:02:37.092
8 -	55.337	1.114	78.58	11:03:32.429
9 -	54.606	0.383	79.63	11:04:27.035
10 -	56.218	1.995	77.35	11:05:23.253
11 -	55.358	1.135	78.55	11:06:18.611
12 -	54.223 (1)		80.19	11:07:12.834
13 -	54.752	0.529	79.42	11:08:07.586
14 -	55.789	1.566	77.94	11:09:03.375
15 -	54.343 (2)	0.120	80.02	11:09:57.718
16 -	55.159	0.936	78.83	11:10:52.877
17 -	54.451 (3)	0.228	79.86	11:11:47.328

P12 8 Simeon CHODOSH				
LAP	LAP TIME	DIFF	MPH	TIME OF DAY
1 -	1:03.900	9.548	68.05	10:57:01.932
2 -	56.133	1.781	77.46	10:57:58.065
3 -	55.681	1.329	78.09	10:58:53.746
4 -	55.557	1.205	78.27	10:59:49.303
5 -	54.797	0.445	79.35	11:00:44.100
6 -	54.352 (1)		80.00	11:01:38.452
7 -	54.520 (2)	0.168	79.76	11:02:32.972
8 -	54.631 (3)	0.279	79.59	11:03:27.603
9 -	55.569	1.217	78.25	11:04:23.172
10 -	55.268	0.916	78.68	11:05:18.440
11 -	56.013	1.661	77.63	11:06:14.453
12 -	55.151	0.799	78.84	11:07:09.604
13 -	55.837	1.485	77.88	11:08:05.441
14 -	57.013	2.661	76.27	11:09:02.454
15 -	55.111	0.759	78.90	11:09:57.565
16 -	55.304	0.952	78.63	11:10:52.869
17 -	56.072	1.720	77.55	11:11:48.941

Weather / Track : Bright / Dry

Brands Hatch Indy
Circuit Length = 1.2079 miles
Start: 10:55 Flag 11:10 End: 11:12

Bernie's V8s (featuring classic US muscle cars)

RACE 10 - LAP ANALYSIS

DIFF = Difference To Personal Best Lap

P13 93 Russell MCCARTHY				
LAP	LAP TIME	DIFF	MPH	TIME OF DAY
1 -	1:03.062	8.474	68.95	10:57:01.094
2 -	56.311	1.723	77.22	10:57:57.405
3 -	55.435	0.847	78.44	10:58:52.840
4 -	54.588 (1)		79.66	10:59:47.428
5 -	54.705 (2)	0.117	79.49	11:00:42.133
6 -	55.141	0.553	78.86	11:01:37.274
7 -	54.877	0.289	79.24	11:02:32.151
8 -	55.192	0.604	78.79	11:03:27.343
9 -	55.155	0.567	78.84	11:04:22.498
10 -	56.286	1.698	77.25	11:05:18.784
11 -	57.392	2.804	75.77	11:06:16.176
12 -	56.123	1.535	77.48	11:07:12.299
13 -	55.759	1.171	77.98	11:08:08.058
14 -	56.355	1.767	77.16	11:09:04.413
15 -	55.123	0.535	78.88	11:09:59.536
16 -	54.708 (3)	0.120	79.48	11:10:54.244
17 -	56.246	1.658	77.31	11:11:50.490

P14 80 Mathew SMITH				
LAP	LAP TIME	DIFF	MPH	TIME OF DAY
1 -	1:05.648	10.870	66.24	10:57:03.680
2 -	56.995	2.217	76.29	10:58:00.675
3 -	56.038	1.260	77.60	10:58:56.713
4 -	56.068	1.290	77.55	10:59:52.781
5 -	54.906 (2)	0.128	79.20	11:00:47.687
6 -	55.044	0.266	79.00	11:01:42.731
7 -	55.406	0.628	78.48	11:02:38.137
8 -	55.438	0.660	78.44	11:03:33.575
9 -	54.959 (3)	0.181	79.12	11:04:28.534
10 -	55.525	0.747	78.31	11:05:24.059
11 -	55.154	0.376	78.84	11:06:19.213
12 -	55.547	0.769	78.28	11:07:14.760
13 -	54.778 (1)		79.38	11:08:09.538
14 -	55.466	0.688	78.40	11:09:05.004
15 -	55.344	0.566	78.57	11:10:00.348
16 -	54.959 (3)	0.181	79.12	11:10:55.307
17 -	56.108	1.330	77.50	11:11:51.415

P15 166 Alan JONES				
LAP	LAP TIME	DIFF	MPH	TIME OF DAY
1 -	1:06.415	12.091	65.47	10:57:04.447
2 -	57.483	3.159	75.65	10:58:01.930
3 -	55.877	1.553	77.82	10:58:57.807
4 -	55.780	1.456	77.95	10:59:53.587
5 -	55.417	1.093	78.47	11:00:49.004
6 -	55.619	1.295	78.18	11:01:44.623
7 -	55.125	0.801	78.88	11:02:39.748
8 -	54.613 (2)	0.289	79.62	11:03:34.361
9 -	55.290	0.966	78.65	11:04:29.651
10 -	54.913	0.589	79.19	11:05:24.564
11 -	54.903 (3)	0.579	79.20	11:06:19.467
12 -	56.293	1.969	77.24	11:07:15.760
13 -	54.324 (1)		80.04	11:08:10.084
14 -	55.117	0.793	78.89	11:09:05.201
15 -	56.244	1.920	77.31	11:10:01.445
16 -	56.536	2.212	76.91	11:10:57.981

P16 97 Andrew KNIGHT				
LAP	LAP TIME	DIFF	MPH	TIME OF DAY
1 -	1:07.975	12.706	63.97	10:57:06.007
2 -	58.172	2.903	74.75	10:58:04.179
3 -	57.386	2.117	75.77	10:59:01.565
4 -	56.094	0.825	77.52	10:59:57.659
5 -	55.843	0.574	77.87	11:00:53.502

DIFF = Difference To Personal Best Lap

1 -	1:04.327	10.157	67.60	10:57:02.359
2 -	56.535	2.365	76.91	10:57:58.894
3 -	55.912	1.742	77.77	10:58:54.806
4 -	55.458	1.288	78.41	10:59:50.264
5 -	55.159 (3)	0.989	78.83	11:00:45.423
6 -	54.170 (1)		80.27	11:01:39.593
7 -	55.311	1.141	78.62	11:02:34.904
8 -	55.743	1.573	78.01	11:03:30.647
9 -	55.132 (2)	0.962	78.87	11:04:25.779
10 -	57.001	2.831	76.28	11:05:22.780
11 -	55.813	1.643	77.91	11:06:18.593
12 -	58.193	4.023	74.72	11:07:16.786
13 -	55.488	1.318	78.37	11:08:12.274
14 -	55.642	1.472	78.15	11:09:07.916
15 -	55.549	1.379	78.28	11:10:03.465
16 -	55.925	1.755	77.75	11:10:59.390

P17 98 Jonnie WHEELER				
LAP	LAP TIME	DIFF	MPH	TIME OF DAY
1 -	1:06.019	11.084	65.86	10:57:04.051
2 -	56.897	1.962	76.42	10:58:00.948
3 -	56.498	1.563	76.96	10:58:57.446
4 -	55.663	0.728	78.12	10:59:53.109
5 -	55.403 (3)	0.468	78.49	11:00:48.512
6 -	54.935 (1)		79.15	11:01:43.447
7 -	55.067 (2)	0.132	78.96	11:02:38.514
8 -	55.452	0.517	78.42	11:03:33.966
9 -	55.780	0.845	77.95	11:04:29.746
10 -	56.396	1.461	77.10	11:05:26.142
11 -	56.171	1.236	77.41	11:06:22.313
12 -	55.405	0.470	78.48	11:07:17.718
13 -	55.414	0.479	78.47	11:08:13.132
14 -	55.576	0.641	78.24	11:09:08.708
15 -	56.313	1.378	77.22	11:10:05.021
16 -	55.830	0.895	77.89	11:11:00.851

P18 154 Robert FROST				
LAP	LAP TIME	DIFF	MPH	TIME OF DAY
1 -	1:06.742	11.533	65.15	10:57:04.774
2 -	57.412	2.203	75.74	10:58:02.186
3 -	56.174	0.965	77.41	10:58:58.360
4 -	55.779	0.570	77.96	10:59:54.139
5 -	55.708	0.499	78.06	11:00:49.847
6 -	55.272 (2)	0.063	78.67	11:01:45.119
7 -	56.728	1.519	76.65	11:02:41.847
8 -	55.629	0.420	78.17	11:03:37.476
9 -	55.209 (1)		78.76	11:04:32.685
10 -	55.316 (3)	0.107	78.61	11:05:28.001
11 -	56.220	1.011	77.34	11:06:24.221
12 -	56.171	0.962	77.41	11:07:20.392
13 -	56.132	0.923	77.47	11:08:16.524
14 -	57.050	1.841	76.22	11:09:13.574
15 -	55.579	0.370	78.24	11:10:09.153
16 -	55.959	0.750	77.71	11:11:05.112

P19 9 Guy SAMUELS				
LAP	LAP TIME	DIFF	MPH	TIME OF DAY
1 -	1:07.975	12.706	63.97	10:57:06.007
2 -	58.172	2.903	74.75	10:58:04.179
3 -	57.386	2.117	75.77	10:59:01.565
4 -	56.094	0.825	77.52	10:59:57.659
5 -	55.843	0.574	77.87	11:00:53.502

Brands Hatch Indy
 Circuit Length = 1.2079 miles
 Start: 10:55 Flag 11:10 End: 11:12

Bernie's V8s (featuring classic US muscle cars)

RACE 10 - LAP ANALYSIS

DIFF = Difference To Personal Best Lap

6 -	55.606	0.337	78.20	11:01:49.108
7 -	55.531	0.262	78.30	11:02:44.639
8 -	55.818	0.549	77.90	11:03:40.457
9 -	56.214	0.945	77.35	11:04:36.671
10 -	55.580	0.311	78.24	11:05:32.251
11 -	56.813	1.544	76.54	11:06:29.064
12 -	55.904	0.635	77.78	11:07:24.968
13 -	56.327	1.058	77.20	11:08:21.295
14 -	55.508 (3)	0.239	78.34	11:09:16.803
15 -	55.372 (2)	0.103	78.53	11:10:12.175
16 -	55.269 (1)		78.68	11:11:07.444

P20 84 Peter SAMUELS

LAP	LAP TIME	DIFF	MPH	TIME OF DAY
1 -	1:07.783	12.676	64.15	10:57:05.815
2 -	57.681	2.574	75.39	10:58:03.496
3 -	56.125	1.018	77.48	10:58:59.621
4 -	56.189	1.082	77.39	10:59:55.810
5 -	55.999	0.892	77.65	11:00:51.809
6 -	56.086	0.979	77.53	11:01:47.895
7 -	56.154	1.047	77.44	11:02:44.049
8 -	55.957 (3)	0.850	77.71	11:03:40.006
9 -	56.362	1.255	77.15	11:04:36.368
10 -	56.064	0.957	77.56	11:05:32.432
11 -	56.354	1.247	77.16	11:06:28.786
12 -	56.362	1.255	77.15	11:07:25.148
13 -	56.553	1.446	76.89	11:08:21.701
14 -	55.751 (2)	0.644	78.00	11:09:17.452
15 -	55.107 (1)		78.91	11:10:12.559
16 -	56.331	1.224	77.19	11:11:08.890

P21 54 Christopher RIDGE

LAP	LAP TIME	DIFF	MPH	TIME OF DAY
1 -	1:12.843	17.888	59.69	10:57:10.875
2 -	1:00.094	5.139	72.36	10:58:10.969
3 -	57.937	2.982	75.05	10:59:08.906
4 -	56.165	1.210	77.42	11:00:05.071
5 -	55.940	0.985	77.73	11:01:01.011
6 -	55.502 (3)	0.547	78.35	11:01:56.513
7 -	56.040	1.085	77.59	11:02:52.553
8 -	55.840	0.885	77.87	11:03:48.393
9 -	55.074 (2)	0.119	78.95	11:04:43.467
10 -	54.955 (1)		79.13	11:05:38.422
11 -	56.844	1.889	76.50	11:06:35.266
12 -	57.189	2.234	76.03	11:07:32.455
13 -	56.842	1.887	76.50	11:08:29.297
14 -	55.877	0.922	77.82	11:09:25.174
15 -	56.302	1.347	77.23	11:10:21.476
16 -	55.746	0.791	78.00	11:11:17.222

P22 1 Mark BOWD

LAP	LAP TIME	DIFF	MPH	TIME OF DAY
1 -	1:09.765	13.613	62.33	10:57:07.797
2 -	58.259	2.107	74.64	10:58:06.056
3 -	58.273	2.121	74.62	10:59:04.329
4 -	56.789 (2)	0.637	76.57	11:00:01.118
5 -	56.152 (1)		77.44	11:00:57.270
6 -	57.148 (3)	0.996	76.09	11:01:54.418
7 -	57.296	1.144	75.89	11:02:51.714
8 -	57.759	1.607	75.28	11:03:49.473
9 -	58.211	2.059	74.70	11:04:47.684
10 -	57.887	1.735	75.12	11:05:45.571

DIFF = Difference To Personal Best Lap

11 -	58.001	1.849	74.97	11:06:43.572
12 -	58.804	2.652	73.95	11:07:42.376
13 -	58.059	1.907	74.89	11:08:40.435
14 -	58.849	2.697	73.89	11:09:39.284
15 -	58.544	2.392	74.27	11:10:37.828
16 -	58.328	2.176	74.55	11:11:36.156

P23 27 Martin REYNOLDS

LAP	LAP TIME	DIFF	MPH	TIME OF DAY
1 -	1:11.098	15.158	61.16	10:57:09.130
2 -	59.794	3.854	72.72	10:58:08.924
3 -	58.174	2.234	74.75	10:59:07.098
4 -	58.280	2.340	74.61	11:00:05.378
5 -	58.021	2.081	74.94	11:01:03.399
6 -	57.849	1.909	75.17	11:02:01.248
7 -	57.769	1.829	75.27	11:02:59.017
8 -	58.414	2.474	74.44	11:03:57.431
9 -	57.694	1.754	75.37	11:04:55.125
10 -	57.810	1.870	75.22	11:05:52.935
11 -	58.422	2.482	74.43	11:06:51.357
12 -	57.363	1.423	75.80	11:07:48.720
13 -	58.530	2.590	74.29	11:08:47.250
14 -	57.151 (3)	1.211	76.08	11:09:44.401
15 -	55.940 (1)		77.73	11:10:40.341
16 -	57.051 (2)	1.111	76.22	11:11:37.392

P24 37 Ken ANGELL

LAP	LAP TIME	DIFF	MPH	TIME OF DAY
1 -	1:08.747	11.452	63.25	10:57:06.779
2 -	59.169	1.874	73.49	10:58:05.948
3 -	59.759	2.464	72.76	10:59:05.707
4 -	58.235	0.940	74.67	11:00:03.942
5 -	59.092	1.797	73.59	11:01:03.034
6 -	58.027	0.732	74.94	11:02:01.061
7 -	57.756	0.461	75.29	11:02:58.817
8 -	58.501	1.206	74.33	11:03:57.318
9 -	58.606	1.311	74.20	11:04:55.924
10 -	58.259	0.964	74.64	11:05:54.183
11 -	58.118	0.823	74.82	11:06:52.301
12 -	57.555 (3)	0.260	75.55	11:07:49.856
13 -	58.417	1.122	74.44	11:08:48.273
14 -	57.367 (2)	0.072	75.80	11:09:45.640
15 -	57.295 (1)		75.89	11:10:42.935
16 -	58.511	1.216	74.32	11:11:41.446

P25 77 Barry HOLMES

LAP	LAP TIME	DIFF	MPH	TIME OF DAY
1 -	1:10.820	13.969	61.40	10:57:08.852
2 -	1:00.461	3.610	71.92	10:58:09.313
3 -	59.379	2.528	73.23	10:59:08.692
4 -	58.560	1.709	74.25	11:00:07.252
5 -	57.644	0.793	75.43	11:01:04.896
6 -	57.239 (3)	0.388	75.97	11:02:02.135
7 -	57.143 (2)	0.292	76.10	11:02:59.278
8 -	58.860	2.009	73.88	11:03:58.138
9 -	58.109	1.258	74.83	11:04:56.247
10 -	57.663	0.812	75.41	11:05:53.910
11 -	58.582	1.731	74.23	11:06:52.492
12 -	57.324	0.473	75.86	11:07:49.816
13 -	58.987	2.136	73.72	11:08:48.803
14 -	56.851 (1)		76.49	11:09:45.654
15 -	57.816	0.965	75.21	11:10:43.470

Weather / Track : Bright / Dry

Brands Hatch Indy

Circuit Length = 1.2079 miles

Start: 10:55 Flag 11:10 End: 11:12

Bernie's V8s (featuring classic US muscle cars)

RACE 10 - LAP ANALYSIS

DIFF = Difference To Personal Best Lap

16 - 58.283 1.432 74.61 11:11:41.753

P26 6 Rob FENN				
LAP	LAP TIME	DIFF	MPH	TIME OF DAY
1 -	1:09.620	10.686	62.46	10:57:07.652
2 -	1:00.754	1.820	71.57	10:58:08.406
3 -	1:00.515	1.581	71.85	10:59:08.921
4 -	59.708	0.774	72.83	11:00:08.629
5 -	59.342	0.408	73.28	11:01:07.971
6 -	59.117 (3)	0.183	73.55	11:02:07.088
7 -	59.732	0.798	72.80	11:03:06.820
8 -	59.848	0.914	72.66	11:04:06.668
9 -	59.279	0.345	73.35	11:05:05.947
10 -	59.067 (2)	0.133	73.62	11:06:05.014
11 -	58.934 (1)		73.78	11:07:03.948
12 -	1:00.003	1.069	72.47	11:08:03.951
13 -	1:01.175	2.241	71.08	11:09:05.126
14 -	1:01.918	2.984	70.23	11:10:07.044
15 -	1:01.086	2.152	71.18	11:11:08.130

P27 61 William BRYAN				
LAP	LAP TIME	DIFF	MPH	TIME OF DAY
1 -	1:14.277	14.377	58.54	10:57:12.309
2 -	1:01.979	2.079	70.16	10:58:14.288
3 -	1:01.240	1.340	71.00	10:59:15.528
4 -	1:00.729	0.829	71.60	11:00:16.257
5 -	1:00.508	0.608	71.86	11:01:16.765
6 -	1:00.412 (3)	0.512	71.98	11:02:17.177
7 -	1:00.876	0.976	71.43	11:03:18.053
8 -	1:00.131 (2)	0.231	72.31	11:04:18.184
9 -	59.900 (1)		72.59	11:05:18.084
10 -	1:01.740	1.840	70.43	11:06:19.824
11 -	1:01.554	1.654	70.64	11:07:21.378
12 -	1:00.790	0.890	71.53	11:08:22.168
13 -	1:00.471	0.571	71.91	11:09:22.639
14 -	1:01.529	1.629	70.67	11:10:24.168
15 -	1:00.617	0.717	71.73	11:11:24.785

P28 82 Andrew RILEY				
LAP	LAP TIME	DIFF	MPH	TIME OF DAY
1 -	1:12.322	12.007	60.12	10:57:10.354
2 -	1:01.723	1.408	70.45	10:58:12.077
3 -	1:00.592 (3)	0.277	71.76	10:59:12.669
4 -	1:00.579 (2)	0.264	71.78	11:00:13.248
5 -	1:00.939	0.624	71.35	11:01:14.187
6 -	1:01.891	1.576	70.26	11:02:16.078
7 -	1:01.372	1.057	70.85	11:03:17.450
8 -	1:02.948	2.633	69.08	11:04:20.398
9 -	1:03.951	3.636	67.99	11:05:24.349
10 -	1:02.650	2.335	69.41	11:06:26.999
11 -	1:02.602	2.287	69.46	11:07:29.601
12 -	1:03.429	3.114	68.55	11:08:33.030
13 -	1:00.315 (1)		72.09	11:09:33.345
14 -	1:01.549	1.234	70.65	11:10:34.894
15 -	1:01.000	0.685	71.28	11:11:35.894

P29 56 Matt HOLBEN				
LAP	LAP TIME	DIFF	MPH	TIME OF DAY
1 -	1:02.119	9.023	70.00	10:57:00.151
2 -	55.655	2.559	78.13	10:57:55.806
3 -	55.268	2.172	78.68	10:58:51.074

DIFF = Difference To Personal Best Lap

4 - 55.031 1.935 79.02 10:59:46.105
 5 - 55.377 2.281 78.52 11:00:41.482
 6 - 55.372 2.276 78.53 11:01:36.854
 7 - 54.943 1.847 79.14 11:02:31.797
 8 - 54.466 1.370 79.84 11:03:26.263
 9 - 55.044 1.948 79.00 11:04:21.307
 10 - 55.420 2.324 78.46 11:05:16.727
 11 - 53.780 (2) 0.684 80.85 11:06:10.507
 12 - 54.481 1.385 79.81 11:07:04.988
 13 - 54.314 (3) 1.218 80.06 11:07:59.302
 14 - 54.458 1.362 79.85 11:08:53.760
 15 - **53.096 (1)** **81.90** **11:09:46.856**
 16 - 55.822 2.726 77.90 11:10:42.678

P30 22 Marcus BICKNELL				
LAP	LAP TIME	DIFF	MPH	TIME OF DAY
1 -	1:09.302	12.759	62.74	10:57:07.334
2 -	58.224	1.681	74.68	10:58:05.558
3 -	57.432 (3)	0.889	75.71	10:59:02.990
4 -	56.543 (1)		76.90	10:59:59.533
5 -	56.977 (2)	0.434	76.32	11:00:56.510
6 -	58.072	1.529	74.88	11:01:54.582
7 -	59.260	2.717	73.38	11:02:53.842
8 -	57.939	1.396	75.05	11:03:51.781
9 -	59.177	2.634	73.48	11:04:50.958
10 -	58.751	2.208	74.01	11:05:49.709
11 -	58.340	1.797	74.53	11:06:48.049
12 -	58.916	2.373	73.81	11:07:46.965

Weather / Track : Bright / Dry


Brands Hatch Indy
 Circuit Length = 1.2079 miles
 Start: 10:55 Flag 11:10 End: 11:12

Bernie's V8s (featuring classic US muscle cars)

RACE 15 - GRID (25 minutes)

ROW 15	29	22	Marcus BICKNELL	30	61	Geoff TAYLOR
ROW 14	27	82	Andrew RILEY	28	56	Matt HOLBEN
ROW 13	25	77	Barry HOLMES	26	6	Rob FENN
ROW 12	23	27	Martin REYNOLDS	24	37	Ken ANGELL
ROW 11	21	54	Christopher RIDGE	22	1	Mark BOWD
ROW 10	19	9	Guy SAMUELS	20	84	Peter SAMUELS
ROW 9	17	98	Jonnie WHEELER	18	154	Robert FROST
ROW 8	15	166	Alan JONES	16	97	Andrew KNIGHT
ROW 7	13	93	Russell MCCARTHY	14	80	Mathew SMITH
ROW 6	11	39	Cheng LIM	12	8	Simeon CHODOSH
ROW 5	9	20	Dean COOK	10	3	Darren DOWLING
ROW 4	7	88	Simon CRIPPS	8	2	Tim DAVIS
ROW 3	5	99	Michael SAUNDERS	6	55	Jason CLEGG
ROW 2	3	186	Neil FOWLER	4	11	Faber GERARD
ROW 1	1	91	Ian PRIOR	2	71	Lee BARNARD

Pole



Brands Hatch Indy
Circuit Length = 1.2079 miles

These results are provisional until the conclusion of any judicial and technical matters.

Clerk Of Course :		Timekeeper :	
-------------------	--	--------------	--

Bernie's V8s (featuring classic US muscle cars)

RACE 15 - CLASSIFICATION

POS	NO	CL	PIC	NAME	ENTRY	LAPS	TIME	GAP	DIFF	MPH	BEST	ON
1	3	HM	1	Darren DOWLING	TVR Sagaris	23	21:10.132			78.74	51.391	5
2	2	HM	2	Tim DAVIS	TVR Tuscan	23	21:10.880	0.748	0.748	78.69	51.894	9
3	20	HM	3	Dean COOK	TVR Tuscan	23	21:27.879	17.747	16.999	77.66	51.896	7
4	91	HM	4	Ian PRIOR	MGB GT V8	23	21:55.442	45.310	27.563	76.03	53.452	14
5	99	HM	5	Michael SAUNDERS	Ford MK 1 Escort Mexico	23	21:56.408	46.276	0.966	75.97	53.672	9
6	88	HM	6	Simon CRIPPS	MGB GT V8	22	21:13.664	1 Lap	1 Lap	75.11	53.323	12
7	39	HM	7	Cheng LIM	RAM SC	22	21:21.405	1 Lap	7.741	74.65	53.686	9
8	154	HM	8	Robert FROST	Dax Tojiero	22	21:33.020	1 Lap	11.615	73.98	54.499	10
9	8	M	1	Simeon CHODOSH	Chevrolet Corvette	22	21:35.311	1 Lap	2.291	73.85	55.306	13
10	166	HM	9	Alan JONES	TVR Sagaris	22	21:38.343	1 Lap	3.032	73.68	54.329	12
11	55	HM	10	Jason CLEGG	TVR Tuscan SP6	22	21:38.630	1 Lap	0.287	73.66	52.667	11
12	97	HM	11	Andrew KNIGHT	Pontiac ASCAR	22	21:48.693	1 Lap	10.063	73.10	55.139	16
13	9	M	2	Guy SAMUELS	MGB GT V8	22	21:55.691	1 Lap	6.998	72.71	55.558	7
14	61	M	3	Geoff TAYLOR	TVR Griffith 200	22	22:00.283	1 Lap	4.592	72.46	55.840	18
15	1	M	4	Mark BOWD	Ford GT40	21	21:16.846	2 Laps	1 Lap	71.52	56.500	16
16	77	M	5	Barry HOLMES	MGB GT V8	21	21:21.390	2 Laps	4.544	71.26	56.992	12
17	37	M	6	Ken ANGELL	BMW 328i E36	21	21:21.554	2 Laps	0.164	71.25	56.911	13
18	27	HM	12	Martin REYNOLDS	Ford MK 1 Escort	21	21:22.778	2 Laps	1.224	71.18	56.156	21
19	82	M	7	Andrew RILEY	MGB V8	20	21:42.112	3 Laps	1 Lap	66.79	1:00.607	9
20	6	R	1	Rob FENN	Ford Mustang	17	21:35.781	6 Laps	3 Laps	57.05	58.844	8

NOT CLASSIFIED

NC	11	M		Faber GERARD	Chevrolet Camaro	23	21:45.277	35.145	0.000	76.62	53.083	13
DNF	71	HM		Lee BARNARD	MGB GT V8	22	20:59.418	1 Lap	1 Lap	75.96	53.859	13
DNF	84	M		Peter SAMUELS	MGB GT V8	21	20:57.189	2 Laps	1 Lap	72.63	55.802	15
DNF	56	HM		Matt HOLBEN	TVR Tuscan	15	15:02.022	8 Laps	6 Laps	72.31	54.112	7
DNF	54	HM		Christopher RIDGE	TVR Tuscan	15	15:09.691	8 Laps	7.669	71.70	54.870	11
DNF	93	HM		Russell MCCARTHY	MGB GT V8	14	13:54.773	9 Laps	1 Lap	72.93	54.512	10
DNF	80	M		Mathew SMITH	TVR Chimaera	14	14:09.914	9 Laps	15.141	71.63	54.520	11
DNF	22	M		Steve EVERSON	Ford Mustang Mach 1	8	8:51.568	15 Laps	6 Laps	65.44	57.142	7
DNF	98	HM		Jonnie WHEELER	MGB GT V8	5	5:46.309	18 Laps	3 Laps	62.78	55.959	5
DNF	186	HM		Neil FOWLER	MGB GT V8	1	1:00.122	22 Laps	4 Laps	72.32	1:00.122	1

FASTEST LAP

3	HM	Darren DOWLING	TVR Sagaris	5	51.391	84.61 mph	136.17 kph
11	M	Faber GERARD	Chevrolet Camaro	13	53.083	81.92 mph	131.83 kph
6	R	Rob FENN	Ford Mustang	8	58.844	73.90 mph	118.93 kph

Car 11 - Not running at time of Red Flag

Weather / Track : Bright / Dry

These results are provisional until the conclusion of any judicial and technical matters.

Brands Hatch Indy

Circuit Length = 1.2079 miles

Start: 15:28 Flag 15:49 End: 15:52

Clerk Of Course :

Timekeeper :

Bernie's V8s (featuring classic US muscle cars)

RACE 15 - LAP CHART

LAP 1 @ 15:29:06.019			LAP 2 @ 15:30:20.242			LAP 3 @ 15:31:48.064			LAP 4 @ 15:32:40.421			LAP 5 @ 15:33:32.711		
NO	BEHIND	LAP TIME	NO	BEHIND	LAP TIME	NO	BEHIND	LAP TIME	NO	BEHIND	LAP TIME	NO	BEHIND	LAP TIME
2		57.449	2		1:14.223	2		1:27.822	2		52.357	2		52.290
71	0.621	58.070	71	1.055	1:14.657	71	1.447	1:28.214	3	1.031	51.770	3	0.132	51.391
3	1.281	58.730	3	2.000	1:14.942	3	1.618	1:27.440	71	3.381	54.291	6	4 Laps	5:24.958 P
91	1.436	58.885	91	2.843	1:15.630	91	3.460	1:28.439	11	6.489	54.773	55	1 Lap	1:43.957 P
55	1.661	59.110	20	3.513	1:15.078	20	3.535	1:27.844	20	6.790	55.612	71	5.184	54.093
11	1.932	59.381	11	5.491	1:17.782	11	4.073	1:26.404	91	7.242	56.139	20	8.133	53.633
20	2.658	1:00.107	55	6.453	1:19.015	55	4.308	1:25.677	99	7.834	55.580	11	8.868	54.669
186	2.673	1:00.122	99	7.577	1:18.439	99	4.611	1:24.856	8	9.827	56.113	91	9.678	54.726
99	3.361	1:00.810	8	8.105	1:18.062	8	6.071	1:25.788	39	11.369	55.949	99	9.911	54.367
8	4.266	1:01.715	39	9.474	1:18.597	39	7.777	1:26.125	93	12.378	56.828	8	13.138	55.601
39	5.100	1:02.549	93	10.096	1:18.877	93	7.907	1:25.633	166	14.539	57.309	39	13.753	54.674
93	5.442	1:02.891	166	11.057	1:17.517	166	9.587	1:26.352	154	17.806	57.007	93	15.015	54.927
166	7.763	1:05.212	154	11.778	1:17.944	154	13.156	1:29.200	98	18.499	56.739	166	18.608	56.359
154	8.057	1:05.506	84	12.409	1:17.928	84	13.501	1:28.914	80	19.195	57.185	154	21.766	56.250
84	8.704	1:06.153	98	13.036	1:18.539	98	14.117	1:28.903	84	19.489	58.345	98	22.168	55.959
98	8.720	1:06.169	80	13.784	1:18.472	80	14.367	1:28.405	97	20.581	58.046	80	22.470	55.565
80	9.535	1:06.984	97	15.018	1:19.391	97	14.892	1:27.696	54	20.973	57.538	84	23.839	56.640
54	9.796	1:07.245	54	15.851	1:20.278	54	15.792	1:27.763	56	20.979	56.276	56	23.969	55.280
97	9.850	1:07.299	9	16.839	1:20.616	9	16.517	1:27.500	9	22.261	58.101	54	25.324	56.641
56	10.352	1:07.801	56	17.307	1:21.178	56	17.060	1:27.575	77	25.484	1:00.158	97	26.313	58.022
9	10.446	1:07.895	77	17.752	1:20.891	77	17.683	1:27.753	37	25.631	59.849	9	26.905	56.934
77	11.084	1:08.533	37	18.392	1:20.690	37	18.139	1:27.569	88	25.991	56.075	88	28.712	55.011
37	11.925	1:09.374	1	19.298	1:20.974	1	18.655	1:27.179	1	26.289	59.991	37	31.730	58.389
1	12.547	1:09.996	61	20.472	1:21.132	61	19.908	1:27.258	61	27.007	59.456	77	32.128	58.934
61	13.563	1:11.012	27	21.653	1:21.778	27	21.724	1:27.893	27	28.507	59.140	1	32.782	58.783
27	14.098	1:11.547	82	22.215	1:21.743	82	22.131	1:27.738	22	29.235	58.704	61	33.567	58.850
82	14.695	1:12.144	88	22.693	1:21.697	88	22.273	1:27.402	82	34.116	1:04.342	27	34.509	58.292
88	15.219	1:12.668	22	24.843	1:23.326	22	22.888	1:25.867				22	34.551	57.606
22	15.740	1:13.189										82	43.650	1:01.824

Weather / Track : Bright / Dry

Brands Hatch Indy
 Circuit Length = 1.2079 miles
 Start: 15:28 Flag 15:49 End: 15:52

Bernie's V8s (featuring classic US muscle cars)

RACE 15 - LAP CHART

LAP 6 @ 15:34:24.504			LAP 7 @ 15:35:16.460			LAP 8 @ 15:36:08.435			LAP 9 @ 15:37:00.151			LAP 10 @ 15:37:53.368		
NO	BEHIND	LAP TIME	NO	BEHIND	LAP TIME	NO	BEHIND	LAP TIME	NO	BEHIND	LAP TIME	NO	BEHIND	LAP TIME
3		51.661	3		51.956	3		51.975	3		51.716	3		53.217
2	0.681	52.474	82	1 Lap	1:00.803	2	1.074	52.240	27	1 Lap	57.190	2	0.720	52.685
71	8.859	55.468	2	0.809	52.084	20	9.230	52.178	2	1.252	51.894	37	1 Lap	57.845
20	9.087	52.747	20	9.027	51.896	82	1 Lap	1:00.931	20	9.665	52.151	77	1 Lap	57.936
55	1 Lap	57.275	71	11.149	54.246	55	1 Lap	53.386	55	1 Lap	53.025	61	1 Lap	56.953
11	10.937	53.862	55	1 Lap	54.084	71	13.866	54.692	71	16.609	54.459	1	1 Lap	58.092
91	12.801	54.916	11	12.644	53.663	11	15.196	54.527	11	17.740	54.260	27	1 Lap	58.351
99	13.123	55.005	91	14.554	53.709	91	16.293	53.714	91	18.679	54.102	20	9.336	52.888
6	4 Laps	1:06.849	99	15.216	54.049	99	17.083	53.842	99	19.039	53.672	55	1 Lap	53.441
8	17.126	55.781	93	21.844	55.589	93	24.500	54.631	82	1 Lap	1:03.008	71	17.648	54.256
39	17.275	55.315	8	21.919	56.749	39	26.339	56.018	93	27.435	54.651	11	18.250	53.727
93	18.211	54.989	39	22.296	56.977	8	26.389	56.445	39	28.309	53.686	91	19.751	54.289
166	22.985	56.170	6	4 Laps	1:01.499	166	32.117	56.754	8	30.773	56.100	99	19.975	54.153
154	25.445	55.472	166	27.338	56.309	6	4 Laps	59.581	166	35.760	55.359	82	1 Lap	1:00.607
80	27.108	56.431	154	29.162	55.673	56	33.483	55.979	56	37.370	55.603	93	28.730	54.512
56	27.323	55.147	56	29.479	54.112	154	33.564	56.377	154	38.157	56.309	39	29.252	54.160
84	29.107	57.061	80	30.111	54.959	80	34.023	55.887	80	38.797	56.490	8	34.092	56.536
54	29.663	56.132	84	33.797	56.646	88	35.444	53.441	88	38.983	55.255	166	37.262	54.719
88	31.317	54.398	88	33.978	54.617	54	38.276	55.829	6	4 Laps	1:00.726	56	38.327	54.174
9	31.874	56.762	54	34.422	56.715	84	39.384	57.562	54	42.197	55.637	154	39.439	54.499
97	32.286	57.766	9	35.476	55.558	9	39.841	56.340	9	44.739	56.614	88	39.968	54.202
37	37.630	57.693	97	36.246	55.916	97	40.150	55.879	97	44.878	56.444	80	40.866	55.286
77	37.796	57.461	37	43.048	57.374	37	48.274	57.201	84	45.310	57.642	54	44.508	55.528
1	39.159	58.170	77	43.210	57.370	77	48.564	57.329				9	47.980	56.458
61	39.517	57.743	1	44.421	57.218	61	49.583	56.629				84	48.212	56.119
22	40.289	57.531	61	44.929	57.368	1	50.421	57.975				6	4 Laps	59.647
27	41.464	58.748	22	45.475	57.142	22	51.703	58.203				97	48.480	56.819
			27	47.154	57.646									

Weather / Track : Bright / Dry

Brands Hatch Indy
 Circuit Length = 1.2079 miles
 Start: 15:28 Flag 15:49 End: 15:52

Bernie's V8s (featuring classic US muscle cars)

RACE 15 - LAP CHART

LAP 11 @ 15:38:45.354			LAP 12 @ 15:39:37.817			LAP 13 @ 15:40:29.511			LAP 14 @ 15:41:22.045			LAP 15 @ 15:42:14.573		
NO	BEHIND	LAP TIME	NO	BEHIND	LAP TIME	NO	BEHIND	LAP TIME	NO	BEHIND	LAP TIME	NO	BEHIND	LAP TIME
3		51.986	3		52.463	3		51.694	3		52.534	3		52.528
2	0.765	52.031	9	1 Lap	56.735	2	1.481	52.469	2	1.257	52.310	2	1.098	52.369
61	1 Lap	56.287	97	1 Lap	56.254	9	1 Lap	56.618	54	1 Lap	57.657	80	1 Lap	59.737
37	1 Lap	57.006	2	0.706	52.404	84	1 Lap	57.557	82	2 Laps	1:02.219	54	1 Lap	55.199
77	1 Lap	57.947	6	5 Laps	1:00.478	97	1 Lap	56.992	97	1 Lap	55.661	97	1 Lap	56.006
1	1 Lap	57.040	61	1 Lap	56.415	6	5 Laps	58.844	9	1 Lap	56.424	20	13.232	54.168
20	9.662	52.312	20	10.850	53.651	20	11.731	52.575	84	1 Lap	56.190	84	1 Lap	56.865
27	1 Lap	56.751	37	1 Lap	57.760	61	1 Lap	55.862	20	11.592	52.395	9	1 Lap	57.365
55	1 Lap	53.129	77	1 Lap	57.125	37	1 Lap	57.359	61	1 Lap	56.050	82	2 Laps	1:03.507
11	19.706	53.442	1	1 Lap	57.149	77	1 Lap	56.992	6	5 Laps	58.945	55	1 Lap	53.508
71	19.880	54.218	27	1 Lap	57.017	55	1 Lap	54.436	55	1 Lap	53.458	61	1 Lap	57.291
91	21.859	54.094	55	1 Lap	52.667	1	1 Lap	57.480	37	1 Lap	56.911	11	24.650	53.874
99	22.257	54.268	11	20.330	53.087	27	1 Lap	57.364	77	1 Lap	57.220	6	5 Laps	59.841
93	31.847	55.103	71	21.657	54.240	11	21.719	53.083	11	23.304	54.119	37	1 Lap	58.745
39	31.928	54.662	91	23.338	53.942	71	23.822	53.859	1	1 Lap	57.573	77	1 Lap	58.352
8	37.854	55.748	99	23.739	53.945	91	25.348	53.704	71	25.330	54.042	91	28.759	55.021
82	1 Lap	1:02.022	39	33.699	54.234	99	26.251	54.206	27	1 Lap	57.464	71	28.924	56.122
166	40.381	55.105	93	34.858	55.474	39	36.391	54.386	91	26.266	53.452	1	1 Lap	57.892
56	40.892	54.551	8	41.036	55.645	93	38.520	55.356	99	27.458	53.741	99	30.149	55.219
88	41.908	53.926	166	42.247	54.329	8	44.648	55.306	39	37.876	54.019	27	1 Lap	58.323
154	42.698	55.245	88	42.768	53.323	88	44.776	53.702	93	41.298	55.312	39	40.239	54.891
80	43.400	54.520	56	43.372	54.943	56	47.095	55.417	88	45.874	53.632	88	47.847	54.501
54	47.392	54.870	154	45.391	55.156	166	47.379	56.826	8	48.087	55.973	8	51.294	55.735
84	52.035	55.809	80	46.337	55.400	154	48.308	54.611	56	50.676	56.115			
			82	1 Lap	1:02.830	80	49.236	54.593	166	51.515	56.670			
			54	50.874	55.945				154	51.960	56.186			

Weather / Track : Bright / Dry

Brands Hatch Indy
 Circuit Length = 1.2079 miles
 Start: 15:28 Flag 15:49 End: 15:52

Bernie's V8s (featuring classic US muscle cars)

RACE 15 - LAP CHART

LAP 16 @ 15:43:07.845			LAP 17 @ 15:44:00.074			LAP 18 @ 15:44:52.540			LAP 19 @ 15:45:44.721			LAP 20 @ 15:46:38.752		
NO	BEHIND	LAP TIME	NO	BEHIND	LAP TIME	NO	BEHIND	LAP TIME	NO	BEHIND	LAP TIME	NO	BEHIND	LAP TIME
3		53.272	3		52.229	3		52.466	3		52.181	3		54.031
2	0.749	52.923	2	1.274	52.754	2	1.153	52.345	2	1.093	52.121	39	1 Lap	56.744
154	1 Lap	56.338	8	1 Lap	56.615	8	1 Lap	55.779	8	1 Lap	56.627	2	1.095	54.033
56	1 Lap	57.871	154	1 Lap	55.109	154	1 Lap	55.757	154	1 Lap	56.027	6	6 Laps	1:00.511
166	1 Lap	57.522	166	1 Lap	56.560	166	1 Lap	56.935	166	1 Lap	56.230	82	3 Laps	1:04.661
54	1 Lap	56.714	20	13.970	53.306	20	14.946	53.442	20	16.972	54.207	8	1 Lap	56.531
20	12.893	52.933	97	1 Lap	55.139	97	1 Lap	55.819	97	1 Lap	56.301	154	1 Lap	55.704
97	1 Lap	55.920	9	1 Lap	56.025	84	1 Lap	56.495	55	1 Lap	53.673	20	15.799	52.858
84	1 Lap	55.802	84	1 Lap	56.534	55	1 Lap	55.194	84	1 Lap	56.586	166	1 Lap	56.219
9	1 Lap	55.680	55	1 Lap	53.386	9	1 Lap	57.330	9	1 Lap	56.217	55	1 Lap	53.561
55	1 Lap	53.718	11	29.085	54.385	11	30.904	54.285	11	32.288	53.565	97	1 Lap	56.958
82	2 Laps	1:01.572	61	1 Lap	57.480	61	1 Lap	56.352	61	1 Lap	55.840	84	1 Lap	56.360
61	1 Lap	57.293	71	35.077	55.365	71	36.654	54.043	71	39.336	54.863	9	1 Lap	56.208
11	26.929	55.551	91	35.541	55.561	91	37.823	54.748	91	40.058	54.416	11	32.167	53.910
71	31.941	56.289	99	35.930	55.416	99	38.201	54.737	99	40.287	54.267	71	39.900	54.595
91	32.209	56.722	82	2 Laps	1:03.600	37	1 Lap	57.489	1	1 Lap	56.810	91	41.135	55.108
37	1 Lap	57.838	37	1 Lap	57.769	1	1 Lap	57.333	37	1 Lap	57.635	61	1 Lap	56.663
99	32.743	55.866	1	1 Lap	56.500	77	1 Lap	58.349	77	1 Lap	57.405	99	42.007	55.751
77	1 Lap	59.579	77	1 Lap	58.218	82	2 Laps	1:03.324	27	1 Lap	57.204	1	1 Lap	56.527
1	1 Lap	58.175	27	1 Lap	57.616	27	1 Lap	1:00.452	88	53.957	55.238	37	1 Lap	58.996
6	5 Laps	1:02.848	6	5 Laps	1:00.657	39	49.931	57.342						
27	1 Lap	57.114	39	45.055	55.423	6	5 Laps	59.964						
39	41.861	54.894	88	49.729	53.501	88	50.900	53.637						
88	48.457	53.882												

Weather / Track : Bright / Dry

Bernie's V8s (featuring classic US muscle cars)

RACE 15 - LAP CHART

LAP 21 @ 15:47:33.559			LAP 22 @ 15:48:26.198			LAP 23 @ 15:49:18.702		
NO	BEHIND	LAP TIME	NO	BEHIND	LAP TIME	NO	BEHIND	LAP TIME
3		54.807	3		52.639	3		52.504
2	0.683	54.395	1	2 Laps	57.188	2	0.748	52.570
77	2 Laps	58.345	2	0.682	52.638	88	1 Lap	54.203
88	1 Lap	55.836	88	1 Lap	53.517	1	2 Laps	58.801
39	1 Lap	56.919	37	2 Laps	59.296	77	2 Laps	57.956
27	2 Laps	57.826	77	2 Laps	57.537	39	1 Lap	56.683
6	6 Laps	59.819	39	1 Lap	57.158	37	2 Laps	58.766
82	3 Laps	1:01.376	27	2 Laps	58.906	27	2 Laps	56.156
8	1 Lap	55.777	6	6 Laps	59.713	20	17.747	52.957
154	1 Lap	55.589	20	17.294	54.668	154	1 Lap	56.522
20	15.265	54.273	8	1 Lap	57.815	8	1 Lap	58.870
166	1 Lap	58.648	154	1 Lap	56.539	6	6 Laps	1:00.901
55	1 Lap	53.934	82	3 Laps	1:01.488	166	1 Lap	55.768
97	1 Lap	57.132	166	1 Lap	55.471	55	1 Lap	55.666
11	32.388	55.028	55	1 Lap	53.330	82	3 Laps	1:02.373
84	1 Lap	56.697	11	34.098	54.349	11	35.145	53.551
9	1 Lap	57.322	97	1 Lap	56.392	97	1 Lap	56.841
71	39.697	54.604	84	1 Lap	59.284	91	45.310	55.204
91	40.914	54.586	9	1 Lap	58.969	9	1 Lap	58.020
99	41.647	54.447	71	41.790	54.732	99	46.276	55.071
61	1 Lap	55.881	91	42.610	54.335	61	1 Lap	56.507
			99	43.709	54.701			
			61	1 Lap	55.961			

Weather / Track : Bright / Dry

Results can be found at www.tsl-timing.com

Page 5 of 5

Brands Hatch Indy
 Circuit Length = 1.2079 miles
 Start: 15:28 Flag 15:49 End: 15:52

Printed - 15:59 Sunday, 10 June 2018

Bernie's V8s (featuring classic US muscle cars)

RACE 15 - LAP ANALYSIS

DIFF = Difference To Personal Best Lap

P1 3 Darren DOWLING				
LAP	LAP TIME	DIFF	MPH	TIME OF DAY
1 -	58.730	7.339	74.04	15:29:07.300
2 -	1:14.942	23.551	58.02	15:30:22.242
3 -	1:27.440	36.049	49.73	15:31:49.682
4 -	51.770	0.379	83.99	15:32:41.452
5 -	51.391 (1)		84.61	15:33:32.843
6 -	51.661 (2)	0.270	84.17	15:34:24.504
7 -	51.956	0.565	83.69	15:35:16.460
8 -	51.975	0.584	83.66	15:36:08.435
9 -	51.716	0.325	84.08	15:37:00.151
10 -	53.217	1.826	81.71	15:37:53.368
11 -	51.986	0.595	83.64	15:38:45.354
12 -	52.463	1.072	82.88	15:39:37.817
13 -	51.694 (3)	0.303	84.12	15:40:29.511
14 -	52.534	1.143	82.77	15:41:22.045
15 -	52.528	1.137	82.78	15:42:14.573
16 -	53.272	1.881	81.63	15:43:07.845
17 -	52.229	0.838	83.26	15:44:00.074
18 -	52.466	1.075	82.88	15:44:52.540
19 -	52.181	0.790	83.33	15:45:44.721
20 -	54.031	2.640	80.48	15:46:38.752
21 -	54.807	3.416	79.34	15:47:33.559
22 -	52.639	1.248	82.61	15:48:26.198
23 -	52.504	1.113	82.82	15:49:18.702

P2 2 Tim DAVIS				
LAP	LAP TIME	DIFF	MPH	TIME OF DAY
1 -	57.449	5.555	75.69	15:29:06.019
2 -	1:14.223	22.329	58.58	15:30:20.242
3 -	1:27.822	35.928	49.51	15:31:48.064
4 -	52.357	0.463	83.05	15:32:40.421
5 -	52.290	0.396	83.16	15:33:32.711
6 -	52.474	0.580	82.87	15:34:25.185
7 -	52.084 (3)	0.190	83.49	15:35:17.269
8 -	52.240	0.346	83.24	15:36:09.509
9 -	51.894 (1)		83.79	15:37:01.403
10 -	52.685	0.791	82.53	15:37:54.088
11 -	52.031 (2)	0.137	83.57	15:38:46.119
12 -	52.404	0.510	82.98	15:39:38.523
13 -	52.469	0.575	82.87	15:40:30.992
14 -	52.310	0.416	83.13	15:41:23.302
15 -	52.369	0.475	83.03	15:42:15.671
16 -	52.923	1.029	82.16	15:43:08.594
17 -	52.754	0.860	82.43	15:44:01.348
18 -	52.345	0.451	83.07	15:44:53.693
19 -	52.121	0.227	83.43	15:45:45.814
20 -	54.033	2.139	80.48	15:46:39.847
21 -	54.395	2.501	79.94	15:47:34.242
22 -	52.638	0.744	82.61	15:48:26.880
23 -	52.570	0.676	82.72	15:49:19.450

P3 20 Dean COOK				
LAP	LAP TIME	DIFF	MPH	TIME OF DAY
1 -	1:00.107	8.211	72.34	15:29:08.677
2 -	1:15.078	23.182	57.92	15:30:23.755
3 -	1:27.844	35.948	49.50	15:31:51.599
4 -	55.612	3.716	78.19	15:32:47.211
5 -	53.633	1.737	81.08	15:33:40.844
6 -	52.747	0.851	82.44	15:34:33.591
7 -	51.896 (1)		83.79	15:35:25.487
8 -	52.178 (3)	0.282	83.34	15:36:17.665

DIFF = Difference To Personal Best Lap

9 -	52.151 (2)	0.255	83.38	15:37:09.816
10 -	52.888	0.992	82.22	15:38:02.704
11 -	52.312	0.416	83.12	15:38:55.016
12 -	53.651	1.755	81.05	15:39:48.667
13 -	52.575	0.679	82.71	15:40:41.242
14 -	52.395	0.499	82.99	15:41:33.637
15 -	54.168	2.272	80.27	15:42:27.805
16 -	52.933	1.037	82.15	15:43:20.738
17 -	53.306	1.410	81.57	15:44:14.044
18 -	53.442	1.546	81.37	15:45:07.486
19 -	54.207	2.311	80.22	15:46:01.693
20 -	52.858	0.962	82.26	15:46:54.551
21 -	54.273	2.377	80.12	15:47:48.824
22 -	54.668	2.772	79.54	15:48:43.492
23 -	52.957	1.061	82.11	15:49:36.449

P4 91 Ian PRIOR				
LAP	LAP TIME	DIFF	MPH	TIME OF DAY
1 -	58.885	5.433	73.84	15:29:07.455
2 -	1:15.630	22.178	57.49	15:30:23.085
3 -	1:28.439	34.987	49.17	15:31:51.524
4 -	56.139	2.687	77.46	15:32:47.663
5 -	54.726	1.274	79.46	15:33:42.389
6 -	54.916	1.464	79.18	15:34:37.305
7 -	53.709 (3)	0.257	80.96	15:35:31.014
8 -	53.714	0.262	80.95	15:36:24.728
9 -	54.102	0.650	80.37	15:37:18.830
10 -	54.289	0.837	80.10	15:38:13.119
11 -	54.094	0.642	80.38	15:39:07.213
12 -	53.942	0.490	80.61	15:40:01.155
13 -	53.704 (2)	0.252	80.97	15:40:54.859
14 -	53.452 (1)		81.35	15:41:48.311
15 -	55.021	1.569	79.03	15:42:43.332
16 -	56.722	3.270	76.66	15:43:40.054
17 -	55.561	2.109	78.26	15:44:35.615
18 -	54.748	1.296	79.42	15:45:30.363
19 -	54.416	0.964	79.91	15:46:24.779
20 -	55.108	1.656	78.91	15:47:19.887
21 -	54.586	1.134	79.66	15:48:14.473
22 -	54.335	0.883	80.03	15:49:08.808
23 -	55.204	1.752	78.77	15:50:04.012

P5 99 Michael SAUNDERS				
LAP	LAP TIME	DIFF	MPH	TIME OF DAY
1 -	1:00.810	7.138	71.51	15:29:09.380
2 -	1:18.439	24.767	55.43	15:30:27.819
3 -	1:24.856	31.184	51.24	15:31:52.675
4 -	55.580	1.908	78.24	15:32:48.255
5 -	54.367	0.695	79.98	15:33:42.622
6 -	55.005	1.333	79.05	15:34:37.627
7 -	54.049	0.377	80.45	15:35:31.676
8 -	53.842 (3)	0.170	80.76	15:36:25.518
9 -	53.672 (1)		81.02	15:37:19.190
10 -	54.153	0.481	80.30	15:38:13.343
11 -	54.268	0.596	80.13	15:39:07.611
12 -	53.945	0.273	80.61	15:40:01.556
13 -	54.206	0.534	80.22	15:40:55.762
14 -	53.741 (2)	0.069	80.91	15:41:49.503
15 -	55.219	1.547	78.75	15:42:44.722
16 -	55.866	2.194	77.83	15:43:40.588
17 -	55.416	1.744	78.47	15:44:36.004
18 -	54.737	1.065	79.44	15:45:30.741
19 -	54.267	0.595	80.13	15:46:25.008

Weather / Track : Bright / Dry

Brands Hatch Indy
Circuit Length = 1.2079 miles
Start: 15:28 Flag 15:49 End: 15:52

Bernie's V8s (featuring classic US muscle cars)

RACE 15 - LAP ANALYSIS

DIFF = Difference To Personal Best Lap

20 -	55.751	2.079	78.00	15:47:20.759
21 -	54.447	0.775	79.86	15:48:15.206
22 -	54.701	1.029	79.49	15:49:09.907
23 -	55.071	1.399	78.96	15:50:04.978

P6 88 Simon CRIPPS				
LAP	LAP TIME	DIFF	MPH	TIME OF DAY

1 -	1:12.668	19.345	59.84	15:29:21.238
2 -	1:21.697	28.374	53.22	15:30:42.935
3 -	1:27.402	34.079	49.75	15:32:10.337
4 -	56.075	2.752	77.54	15:33:06.412
5 -	55.011	1.688	79.04	15:34:01.423
6 -	54.398	1.075	79.94	15:34:55.821
7 -	54.617	1.294	79.61	15:35:50.438
8 -	53.441 (2)	0.118	81.37	15:36:43.879
9 -	55.255	1.932	78.70	15:37:39.134
10 -	54.202	0.879	80.22	15:38:33.336
11 -	53.926	0.603	80.64	15:39:27.262
12 -	53.323 (1)		81.55	15:40:20.585
13 -	53.702	0.379	80.97	15:41:14.287
14 -	53.632	0.309	81.08	15:42:07.919
15 -	54.501	1.178	79.78	15:43:02.420
16 -	53.882	0.559	80.70	15:43:56.302
17 -	53.501 (3)	0.178	81.28	15:44:49.803
18 -	53.637	0.314	81.07	15:45:43.440
19 -	55.238	1.915	78.72	15:46:38.678
20 -	55.836	2.513	77.88	15:47:34.514
21 -	53.517	0.194	81.25	15:48:28.031
22 -	54.203	0.880	80.22	15:49:22.234

P7 39 Cheng LIM				
LAP	LAP TIME	DIFF	MPH	TIME OF DAY

1 -	1:02.549	8.863	69.52	15:29:11.119
2 -	1:18.597	24.911	55.32	15:30:29.716
3 -	1:26.125	32.439	50.49	15:31:55.841
4 -	55.949	2.263	77.72	15:32:51.790
5 -	54.674	0.988	79.53	15:33:46.464
6 -	55.315	1.629	78.61	15:34:41.779
7 -	56.977	3.291	76.32	15:35:38.756
8 -	56.018	2.332	77.62	15:36:34.774
9 -	53.686 (1)		81.00	15:37:28.460
10 -	54.160 (3)	0.474	80.29	15:38:22.620
11 -	54.662	0.976	79.55	15:39:17.282
12 -	54.234	0.548	80.18	15:40:11.516
13 -	54.386	0.700	79.95	15:41:05.902
14 -	54.019 (2)	0.333	80.50	15:41:59.921
15 -	54.891	1.205	79.22	15:42:54.812
16 -	54.894	1.208	79.21	15:43:49.706
17 -	55.423	1.737	78.46	15:44:45.129
18 -	57.342	3.656	75.83	15:45:42.471
19 -	56.744	3.058	76.63	15:46:39.215
20 -	56.919	3.233	76.39	15:47:36.134
21 -	57.158	3.472	76.08	15:48:33.292
22 -	56.683	2.997	76.71	15:49:29.975

P8 154 Robert FROST				
LAP	LAP TIME	DIFF	MPH	TIME OF DAY

1 -	1:05.506	11.007	66.38	15:29:14.076
2 -	1:17.944	23.445	55.79	15:30:32.020
3 -	1:29.200	34.701	48.75	15:32:01.220
4 -	57.007	2.508	76.28	15:32:58.227
5 -	56.250	1.751	77.30	15:33:54.477

DIFF = Difference To Personal Best Lap

6 -	55.472	0.973	78.39	15:34:49.949
7 -	55.673	1.174	78.10	15:35:45.622
8 -	56.377	1.878	77.13	15:36:41.999
9 -	56.309	1.810	77.22	15:37:38.308
10 -	54.499 (1)		79.79	15:38:32.807
11 -	55.245	0.746	78.71	15:39:28.052
12 -	55.156	0.657	78.84	15:40:23.208
13 -	54.611 (2)	0.112	79.62	15:41:17.819
14 -	56.186	1.687	77.39	15:42:14.005
15 -	56.338	1.839	77.18	15:43:10.343
16 -	55.109 (3)	0.610	78.90	15:44:05.452
17 -	55.757	1.258	77.99	15:45:01.209
18 -	56.027	1.528	77.61	15:45:57.236
19 -	55.704	1.205	78.06	15:46:52.940
20 -	55.589	1.090	78.22	15:47:48.529
21 -	56.539	2.040	76.91	15:48:45.068
22 -	56.522	2.023	76.93	15:49:41.590

P9 8 Simeon CHODOSH				
LAP	LAP TIME	DIFF	MPH	TIME OF DAY

1 -	1:01.715	6.409	70.46	15:29:10.285
2 -	1:18.062	22.756	55.70	15:30:28.347
3 -	1:25.788	30.482	50.69	15:31:54.135
4 -	56.113	0.807	77.49	15:32:50.248
5 -	55.601 (2)	0.295	78.21	15:33:45.849
6 -	55.781	0.475	77.95	15:34:41.630
7 -	56.749	1.443	76.62	15:35:38.379
8 -	56.445	1.139	77.04	15:36:34.824
9 -	56.100	0.794	77.51	15:37:30.924
10 -	56.536	1.230	76.91	15:38:27.460
11 -	55.748	0.442	78.00	15:39:23.208
12 -	55.645 (3)	0.339	78.14	15:40:18.853
13 -	55.306 (1)		78.62	15:41:14.159
14 -	55.973	0.667	77.69	15:42:10.132
15 -	55.735	0.429	78.02	15:43:05.867
16 -	56.615	1.309	76.81	15:44:02.482
17 -	55.779	0.473	77.96	15:44:58.261
18 -	56.627	1.321	76.79	15:45:54.888
19 -	56.531	1.225	76.92	15:46:51.419
20 -	55.777	0.471	77.96	15:47:47.196
21 -	57.815	2.509	75.21	15:48:45.011
22 -	58.870	3.564	73.86	15:49:43.881

P10 166 Alan JONES				
LAP	LAP TIME	DIFF	MPH	TIME OF DAY

1 -	1:05.212	10.883	66.68	15:29:13.782
2 -	1:17.517	23.188	56.09	15:30:31.299
3 -	1:26.352	32.023	50.35	15:31:57.651
4 -	57.309	2.980	75.87	15:32:54.960
5 -	56.359	2.030	77.15	15:33:51.319
6 -	56.170	1.841	77.41	15:34:47.489
7 -	56.309	1.980	77.22	15:35:43.798
8 -	56.754	2.425	76.62	15:36:40.552
9 -	55.359	1.030	78.55	15:37:35.911
10 -	54.719 (2)	0.390	79.47	15:38:30.630
11 -	55.105 (3)	0.776	78.91	15:39:25.735
12 -	54.329 (1)		80.04	15:40:20.064
13 -	56.826	2.497	76.52	15:41:16.890
14 -	56.670	2.341	76.73	15:42:13.560
15 -	57.522	3.193	75.59	15:43:11.082
16 -	56.560	2.231	76.88	15:44:07.642
17 -	56.935	2.606	76.37	15:45:04.577
18 -	56.230	1.901	77.33	15:46:00.807

Weather / Track : Bright / Dry

Brands Hatch Indy
Circuit Length = 1.2079 miles
Start: 15:28 Flag 15:49 End: 15:52

Bernie's V8s (featuring classic US muscle cars)

RACE 15 - LAP ANALYSIS

DIFF = Difference To Personal Best Lap

19 -	56.219	1.890	77.35	15:46:57.026
20 -	58.648	4.319	74.14	15:47:55.674
21 -	55.471	1.142	78.39	15:48:51.145
22 -	55.768	1.439	77.97	15:49:46.913

P11 55 Jason CLEGG

LAP	LAP TIME	DIFF	MPH	TIME OF DAY
1 -	59.110	6.443	73.56	15:29:07.680
2 -	1:19.015	26.348	55.03	15:30:26.695
3 -	1:25.677	33.010	50.75	15:31:52.372
4 -	1:43.957 P	51.290	41.83	15:33:36.329
5 -	57.275	4.608	75.92	15:34:33.604
6 -	54.084	1.417	80.40	15:35:27.688
7 -	53.386	0.719	81.45	15:36:21.074
8 -	53.025 (2)	0.358	82.01	15:37:14.099
9 -	53.441	0.774	81.37	15:38:07.540
10 -	53.129 (3)	0.462	81.84	15:39:00.669
11 -	52.667 (1)		82.56	15:39:53.336
12 -	54.436	1.769	79.88	15:40:47.772
13 -	53.458	0.791	81.34	15:41:41.230
14 -	53.508	0.841	81.27	15:42:34.738
15 -	53.718	1.051	80.95	15:43:28.456
16 -	53.386	0.719	81.45	15:44:21.842
17 -	55.194	2.527	78.78	15:45:17.036
18 -	53.673	1.006	81.02	15:46:10.709
19 -	53.561	0.894	81.18	15:47:04.270
20 -	53.934	1.267	80.62	15:47:58.204
21 -	53.330	0.663	81.54	15:48:51.534
22 -	55.666	2.999	78.11	15:49:47.200

P12 97 Andrew KNIGHT

LAP	LAP TIME	DIFF	MPH	TIME OF DAY
1 -	1:07.299	12.160	64.61	15:29:15.869
2 -	1:19.391	24.252	54.77	15:30:35.260
3 -	1:27.696	32.557	49.58	15:32:02.956
4 -	58.046	2.907	74.91	15:33:01.002
5 -	58.022	2.883	74.94	15:33:59.024
6 -	57.766	2.627	75.27	15:34:56.790
7 -	55.916	0.777	77.77	15:35:52.706
8 -	55.879	0.740	77.82	15:36:48.585
9 -	56.444	1.305	77.04	15:37:45.029
10 -	56.819	1.680	76.53	15:38:41.848
11 -	56.254	1.115	77.30	15:39:38.102
12 -	56.992	1.853	76.30	15:40:35.094
13 -	55.661 (2)	0.522	78.12	15:41:30.755
14 -	56.006	0.867	77.64	15:42:26.761
15 -	55.920	0.781	77.76	15:43:22.681
16 -	55.139 (1)		78.86	15:44:17.820
17 -	55.819 (3)	0.680	77.90	15:45:13.639
18 -	56.301	1.162	77.23	15:46:09.940
19 -	56.958	1.819	76.34	15:47:06.898
20 -	57.132	1.993	76.11	15:48:04.030
21 -	56.392	1.253	77.11	15:49:00.422
22 -	56.841	1.702	76.50	15:49:57.263

P13 9 Guy SAMUELS

LAP	LAP TIME	DIFF	MPH	TIME OF DAY
1 -	1:07.895	12.337	64.04	15:29:16.465
2 -	1:20.616	25.058	53.94	15:30:37.081
3 -	1:27.500	31.942	49.69	15:32:04.581
4 -	58.101	2.543	74.84	15:33:02.682
5 -	56.934	1.376	76.37	15:33:59.616

DIFF = Difference To Personal Best Lap

6 -	56.762	1.204	76.61	15:34:56.378
7 -	55.558 (1)		78.27	15:35:51.936
8 -	56.340	0.782	77.18	15:36:48.276
9 -	56.614	1.056	76.81	15:37:44.890
10 -	56.458	0.900	77.02	15:38:41.348
11 -	56.735	1.177	76.64	15:39:38.083
12 -	56.618	1.060	76.80	15:40:34.701
13 -	56.424	0.866	77.07	15:41:31.125
14 -	57.365	1.807	75.80	15:42:28.490
15 -	55.680 (2)	0.122	78.09	15:43:24.170
16 -	56.025 (3)	0.467	77.61	15:44:20.195
17 -	57.330	1.772	75.85	15:45:17.525
18 -	56.217	0.659	77.35	15:46:13.742
19 -	56.208	0.650	77.36	15:47:09.950
20 -	57.322	1.764	75.86	15:48:07.272
21 -	58.969	3.411	73.74	15:49:06.241
22 -	58.020	2.462	74.95	15:50:04.261

P14 61 Geoff TAYLOR

LAP	LAP TIME	DIFF	MPH	TIME OF DAY
1 -	1:11.012	15.172	61.23	15:29:19.582
2 -	1:21.132	25.292	53.59	15:30:40.714
3 -	1:27.258	31.418	49.83	15:32:07.972
4 -	59.456	3.616	73.13	15:33:07.428
5 -	58.850	3.010	73.89	15:34:06.278
6 -	57.743	1.903	75.30	15:35:04.021
7 -	57.368	1.528	75.80	15:36:01.389
8 -	56.629	0.789	76.79	15:36:58.018
9 -	56.953	1.113	76.35	15:37:54.971
10 -	56.287	0.447	77.25	15:38:51.258
11 -	56.415	0.575	77.08	15:39:47.673
12 -	55.862 (2)	0.022	77.84	15:40:43.535
13 -	56.050	0.210	77.58	15:41:39.585
14 -	57.291	1.451	75.90	15:42:36.876
15 -	57.293	1.453	75.90	15:43:34.169
16 -	57.480	1.640	75.65	15:44:31.649
17 -	56.352	0.512	77.16	15:45:28.001
18 -	55.840 (1)		77.87	15:46:23.841
19 -	56.663	0.823	76.74	15:47:20.504
20 -	55.881 (3)	0.041	77.81	15:48:16.385
21 -	55.961	0.121	77.70	15:49:12.346
22 -	56.507	0.667	76.95	15:50:08.853

P15 1 Mark BOWD

LAP	LAP TIME	DIFF	MPH	TIME OF DAY
1 -	1:09.996	13.496	62.12	15:29:18.566
2 -	1:20.974	24.474	53.70	15:30:39.540
3 -	1:27.179	30.679	49.88	15:32:06.719
4 -	59.991	3.491	72.48	15:33:06.710
5 -	58.783	2.283	73.97	15:34:05.493
6 -	58.170	1.670	74.75	15:35:03.663
7 -	57.218	0.718	76.00	15:36:00.881
8 -	57.975	1.475	75.00	15:36:58.856
9 -	58.092	1.592	74.85	15:37:56.948
10 -	57.040	0.540	76.23	15:38:53.988
11 -	57.149	0.649	76.09	15:39:51.137
12 -	57.480	0.980	75.65	15:40:48.617
13 -	57.573	1.073	75.53	15:41:46.190
14 -	57.892	1.392	75.11	15:42:44.082
15 -	58.175	1.675	74.75	15:43:42.257
16 -	56.500 (1)		76.96	15:44:38.757
17 -	57.333	0.833	75.84	15:45:36.090
18 -	56.810 (3)	0.310	76.54	15:46:32.900

Weather / Track : Bright / Dry

Brands Hatch Indy
Circuit Length = 1.2079 miles
Start: 15:28 Flag 15:49 End: 15:52

Bernie's V8s (featuring classic US muscle cars)

RACE 15 - LAP ANALYSIS

DIFF = Difference To Personal Best Lap

19 -	56.527 (2)	0.027	76.92	15:47:29.427
20 -	57.188	0.688	76.04	15:48:26.615
21 -	58.801	2.301	73.95	15:49:25.416

P16 77 Barry HOLMES

LAP	LAP TIME	DIFF	MPH	TIME OF DAY
1 -	1:08.533	11.541	63.45	15:29:17.103
2 -	1:20.891	23.899	53.75	15:30:37.994
3 -	1:27.753	30.761	49.55	15:32:05.747
4 -	1:00.158	3.166	72.28	15:33:05.905
5 -	58.934	1.942	73.78	15:34:04.839
6 -	57.461	0.469	75.67	15:35:02.300
7 -	57.370	0.378	75.79	15:35:59.670
8 -	57.329	0.337	75.85	15:36:56.999
9 -	57.936	0.944	75.05	15:37:54.935
10 -	57.947	0.955	75.04	15:38:52.882
11 -	57.125 (2)	0.133	76.12	15:39:50.007
12 -	56.992 (1)		76.30	15:40:46.999
13 -	57.220 (3)	0.228	75.99	15:41:44.219
14 -	58.352	1.360	74.52	15:42:42.571
15 -	59.579	2.587	72.98	15:43:42.150
16 -	58.218	1.226	74.69	15:44:40.368
17 -	58.349	1.357	74.52	15:45:38.717
18 -	57.405	0.413	75.75	15:46:36.122
19 -	58.345	1.353	74.53	15:47:34.467
20 -	57.537	0.545	75.57	15:48:32.004
21 -	57.956	0.964	75.03	15:49:29.960

P17 37 Ken ANGELL

LAP	LAP TIME	DIFF	MPH	TIME OF DAY
1 -	1:09.374	12.463	62.68	15:29:17.944
2 -	1:20.690	23.779	53.89	15:30:38.634
3 -	1:27.569	30.658	49.65	15:32:06.203
4 -	59.849	2.938	72.65	15:33:06.052
5 -	58.389	1.478	74.47	15:34:04.441
6 -	57.693	0.782	75.37	15:35:02.134
7 -	57.374	0.463	75.79	15:35:59.508
8 -	57.201 (3)	0.290	76.02	15:36:56.709
9 -	57.845	0.934	75.17	15:37:54.554
10 -	57.006 (2)	0.095	76.28	15:38:51.560
11 -	57.760	0.849	75.28	15:39:49.320
12 -	57.359	0.448	75.81	15:40:46.679
13 -	56.911 (1)		76.41	15:41:43.590
14 -	58.745	1.834	74.02	15:42:42.335
15 -	57.838	0.927	75.18	15:43:40.173
16 -	57.769	0.858	75.27	15:44:37.942
17 -	57.489	0.578	75.64	15:45:35.431
18 -	57.635	0.724	75.45	15:46:33.066
19 -	58.996	2.085	73.71	15:47:32.062
20 -	59.296	2.385	73.33	15:48:31.358
21 -	58.766	1.855	73.99	15:49:30.124

P18 27 Martin REYNOLDS

LAP	LAP TIME	DIFF	MPH	TIME OF DAY
1 -	1:11.547	15.391	60.77	15:29:20.117
2 -	1:21.778	25.622	53.17	15:30:41.895
3 -	1:27.893	31.737	49.47	15:32:09.788
4 -	59.140	2.984	73.53	15:33:08.928
5 -	58.292	2.136	74.60	15:34:07.220
6 -	58.748	2.592	74.02	15:35:05.968
7 -	57.646	1.490	75.43	15:36:03.614
8 -	57.190	1.034	76.03	15:37:00.804

DIFF = Difference To Personal Best Lap

9 -	58.351	2.195	74.52	15:37:59.155
10 -	56.751 (2)	0.595	76.62	15:38:55.906
11 -	57.017 (3)	0.861	76.26	15:39:52.923
12 -	57.364	1.208	75.80	15:40:50.287
13 -	57.464	1.308	75.67	15:41:47.751
14 -	58.323	2.167	74.56	15:42:46.074
15 -	57.114	0.958	76.13	15:43:43.188
16 -	57.616	1.460	75.47	15:44:40.804
17 -	1:00.452	4.296	71.93	15:45:41.256
18 -	57.204	1.048	76.01	15:46:38.460
19 -	57.826	1.670	75.20	15:47:36.286
20 -	58.906	2.750	73.82	15:48:35.192
21 -	56.156 (1)		77.43	15:49:31.348

P19 82 Andrew RILEY

LAP	LAP TIME	DIFF	MPH	TIME OF DAY
1 -	1:12.144	11.537	60.27	15:29:20.714
2 -	1:21.743	21.136	53.19	15:30:42.457
3 -	1:27.738	27.131	49.56	15:32:10.195
4 -	1:04.342	3.735	67.58	15:33:14.537
5 -	1:01.824	1.217	70.33	15:34:16.361
6 -	1:00.803 (2)	0.196	71.51	15:35:17.164
7 -	1:00.931 (3)	0.324	71.36	15:36:18.095
8 -	1:03.008	2.401	69.01	15:37:21.103
9 -	1:00.607 (1)		71.75	15:38:21.710
10 -	1:02.022	1.415	70.11	15:39:23.732
11 -	1:02.830	2.223	69.21	15:40:26.562
12 -	1:02.219	1.612	69.89	15:41:28.781
13 -	1:03.507	2.900	68.47	15:42:32.288
14 -	1:01.572	0.965	70.62	15:43:33.860
15 -	1:03.600	2.993	68.37	15:44:37.460
16 -	1:03.324	2.717	68.67	15:45:40.784
17 -	1:04.661	4.054	67.25	15:46:45.445
18 -	1:01.376	0.769	70.85	15:47:46.821
19 -	1:01.488	0.881	70.72	15:48:48.309
20 -	1:02.373	1.766	69.71	15:49:50.682

P20 6 Rob FENN

LAP	LAP TIME	DIFF	MPH	TIME OF DAY
1 -	5:24.958 P	4:26.114	13.38	15:33:33.528
2 -	1:06.849	8.005	65.05	15:34:40.377
3 -	1:01.499	2.655	70.71	15:35:41.876
4 -	59.581 (3)	0.737	72.98	15:36:41.457
5 -	1:00.726	1.882	71.61	15:37:42.183
6 -	59.647	0.803	72.90	15:38:41.830
7 -	1:00.478	1.634	71.90	15:39:42.308
8 -	58.844 (1)		73.90	15:40:41.152
9 -	58.945 (2)	0.101	73.77	15:41:40.097
10 -	59.841	0.997	72.66	15:42:39.938
11 -	1:02.848	4.004	69.19	15:43:42.786
12 -	1:00.657	1.813	71.69	15:44:43.443
13 -	59.964	1.120	72.52	15:45:43.407
14 -	1:00.511	1.667	71.86	15:46:43.918
15 -	59.819	0.975	72.69	15:47:43.737
16 -	59.713	0.869	72.82	15:48:43.450
17 -	1:00.901	2.057	71.40	15:49:44.351

P21 11 Faber GERARD

LAP	LAP TIME	DIFF	MPH	TIME OF DAY
1 -	59.381	6.298	73.23	15:29:07.951
2 -	1:17.782	24.699	55.90	15:30:25.733
3 -	1:26.404	33.321	50.32	15:31:52.137

Weather / Track : Bright / Dry

Brands Hatch Indy
Circuit Length = 1.2079 miles
Start: 15:28 Flag 15:49 End: 15:52

Bernie's V8s (featuring classic US muscle cars)

RACE 15 - LAP ANALYSIS

DIFF = Difference To Personal Best Lap

4 -	54.773	1.690	79.39	15:32:46.910
5 -	54.669	1.586	79.54	15:33:41.579
6 -	53.862	0.779	80.73	15:34:35.441
7 -	53.663	0.580	81.03	15:35:29.104
8 -	54.527	1.444	79.75	15:36:23.631
9 -	54.260	1.177	80.14	15:37:17.891
10 -	53.727	0.644	80.93	15:38:11.618
11 -	53.442 (3)	0.359	81.37	15:39:05.060
12 -	53.087 (2)	0.004	81.91	15:39:58.147
13 -	53.083 (1)		81.92	15:40:51.230
14 -	54.119	1.036	80.35	15:41:45.349
15 -	53.874	0.791	80.71	15:42:39.223
16 -	55.551	2.468	78.28	15:43:34.774
17 -	54.385	1.302	79.95	15:44:29.159
18 -	54.285	1.202	80.10	15:45:23.444
19 -	53.565	0.482	81.18	15:46:17.009
20 -	53.910	0.827	80.66	15:47:10.919
21 -	55.028	1.945	79.02	15:48:05.947
22 -	54.349	1.266	80.01	15:49:00.296
23 -	53.551	0.468	81.20	15:49:53.847

P22 71 Lee BARNARD

LAP	LAP TIME	DIFF	MPH	TIME OF DAY
1 -	58.070	4.211	74.88	15:29:06.640
2 -	1:14.657	20.798	58.24	15:30:21.297
3 -	1:28.214	34.355	49.29	15:31:49.511
4 -	54.291	0.432	80.09	15:32:43.802
5 -	54.093	0.234	80.39	15:33:37.895
6 -	55.468	1.609	78.39	15:34:33.363
7 -	54.246	0.387	80.16	15:35:27.609
8 -	54.692	0.833	79.51	15:36:22.301
9 -	54.459	0.600	79.85	15:37:16.760
10 -	54.256	0.397	80.14	15:38:11.016
11 -	54.218	0.359	80.20	15:39:05.234
12 -	54.240	0.381	80.17	15:39:59.474
13 -	53.859 (1)		80.74	15:40:53.333
14 -	54.042 (2)	0.183	80.46	15:41:47.375
15 -	56.122	2.263	77.48	15:42:43.497
16 -	56.289	2.430	77.25	15:43:39.786
17 -	55.365	1.506	78.54	15:44:35.151
18 -	54.043 (3)	0.184	80.46	15:45:29.194
19 -	54.863	1.004	79.26	15:46:24.057
20 -	54.595	0.736	79.65	15:47:18.652
21 -	54.604	0.745	79.63	15:48:13.256
22 -	54.732	0.873	79.45	15:49:07.988

P23 84 Peter SAMUELS

LAP	LAP TIME	DIFF	MPH	TIME OF DAY
1 -	1:06.153	10.351	65.73	15:29:14.723
2 -	1:17.928	22.126	55.80	15:30:32.651
3 -	1:28.914	33.112	48.90	15:32:01.565
4 -	58.345	2.543	74.53	15:32:59.910
5 -	56.640	0.838	76.77	15:33:56.550
6 -	57.061	1.259	76.20	15:34:53.611
7 -	56.646	0.844	76.76	15:35:50.257
8 -	57.562	1.760	75.54	15:36:47.819
9 -	57.642	1.840	75.44	15:37:45.461
10 -	56.119 (3)	0.317	77.48	15:38:41.580
11 -	55.809 (2)	0.007	77.91	15:39:37.389
12 -	57.557	1.755	75.55	15:40:34.946
13 -	56.190	0.388	77.39	15:41:31.136
14 -	56.865	1.063	76.47	15:42:28.001
15 -	55.802 (1)		77.92	15:43:23.803

DIFF = Difference To Personal Best Lap

16 -	56.534	0.732	76.92	15:44:20.337
17 -	56.495	0.693	76.97	15:45:16.832
18 -	56.586	0.784	76.84	15:46:13.418
19 -	56.360	0.558	77.15	15:47:09.778
20 -	56.697	0.895	76.69	15:48:06.475
21 -	59.284	3.482	73.35	15:49:05.759

P24 56 Matt HOLBEN

LAP	LAP TIME	DIFF	MPH	TIME OF DAY
1 -	1:07.801	13.689	64.13	15:29:16.371
2 -	1:21.178	27.066	53.56	15:30:37.549
3 -	1:27.575	33.463	49.65	15:32:05.124
4 -	56.276	2.164	77.27	15:33:01.400
5 -	55.280	1.168	78.66	15:33:56.680
6 -	55.147	1.035	78.85	15:34:51.827
7 -	54.112 (1)		80.36	15:35:45.939
8 -	55.979	1.867	77.68	15:36:41.918
9 -	55.603	1.491	78.20	15:37:37.521
10 -	54.174 (2)	0.062	80.27	15:38:31.695
11 -	54.551 (3)	0.439	79.71	15:39:26.246
12 -	54.943	0.831	79.14	15:40:21.189
13 -	55.417	1.305	78.47	15:41:16.606
14 -	56.115	2.003	77.49	15:42:12.721
15 -	57.871	3.759	75.14	15:43:10.592

P25 54 Christopher RIDGE

LAP	LAP TIME	DIFF	MPH	TIME OF DAY
1 -	1:07.245	12.375	64.66	15:29:15.815
2 -	1:20.278	25.408	54.16	15:30:36.093
3 -	1:27.763	32.893	49.54	15:32:03.856
4 -	57.538	2.668	75.57	15:33:01.394
5 -	56.641	1.771	76.77	15:33:58.035
6 -	56.132	1.262	77.47	15:34:54.167
7 -	56.715	1.845	76.67	15:35:50.882
8 -	55.829	0.959	77.89	15:36:46.711
9 -	55.637	0.767	78.16	15:37:42.348
10 -	55.528 (3)	0.658	78.31	15:38:37.876
11 -	54.870 (1)		79.25	15:39:32.746
12 -	55.945	1.075	77.72	15:40:28.691
13 -	57.657	2.787	75.42	15:41:26.348
14 -	55.199 (2)	0.329	78.78	15:42:21.547
15 -	56.714	1.844	76.67	15:43:18.261

P26 93 Russell MCCARTHY

LAP	LAP TIME	DIFF	MPH	TIME OF DAY
1 -	1:02.891	8.379	69.14	15:29:11.461
2 -	1:18.877	24.365	55.13	15:30:30.338
3 -	1:25.633	31.121	50.78	15:31:55.971
4 -	56.828	2.316	76.52	15:32:52.799
5 -	54.927	0.415	79.17	15:33:47.726
6 -	54.989	0.477	79.08	15:34:42.715
7 -	55.589	1.077	78.22	15:35:38.304
8 -	54.631 (2)	0.119	79.59	15:36:32.935
9 -	54.651 (3)	0.139	79.57	15:37:27.586
10 -	54.512 (1)		79.77	15:38:22.098
11 -	55.103	0.591	78.91	15:39:17.201
12 -	55.474	0.962	78.38	15:40:12.675
13 -	55.356	0.844	78.55	15:41:08.031
14 -	55.312	0.800	78.61	15:42:03.343

Weather / Track : Bright / Dry

Brands Hatch Indy
Circuit Length = 1.2079 miles
Start: 15:28 Flag 15:49 End: 15:52

Bernie's V8s (featuring classic US muscle cars)

RACE 15 - LAP ANALYSIS

DIFF = Difference To Personal Best Lap

P27 80 Mathew SMITH				
LAP	LAP TIME	DIFF	MPH	TIME OF DAY
1 -	1:06.984	12.464	64.91	15:29:15.554
2 -	1:18.472	23.952	55.41	15:30:34.026
3 -	1:28.405	33.885	49.18	15:32:02.431
4 -	57.185	2.665	76.04	15:32:59.616
5 -	55.565	1.045	78.26	15:33:55.181
6 -	56.431	1.911	77.06	15:34:51.612
7 -	54.959 (3)	0.439	79.12	15:35:46.571
8 -	55.887	1.367	77.81	15:36:42.458
9 -	56.490	1.970	76.98	15:37:38.948
10 -	55.286	0.766	78.65	15:38:34.234
11 -	54.520 (1)		79.76	15:39:28.754
12 -	55.400	0.880	78.49	15:40:24.154
13 -	54.593 (2)	0.073	79.65	15:41:18.747
14 -	59.737	5.217	72.79	15:42:18.484

P28 22 Steve EVERSON				
LAP	LAP TIME	DIFF	MPH	TIME OF DAY
1 -	1:13.189	16.047	59.41	15:29:21.759
2 -	1:23.326	26.184	52.18	15:30:45.085
3 -	1:25.867	28.725	50.64	15:32:10.952
4 -	58.704	1.562	74.07	15:33:09.656
5 -	57.606 (3)	0.464	75.48	15:34:07.262
6 -	57.531 (2)	0.389	75.58	15:35:04.793
7 -	57.142 (1)		76.10	15:36:01.935
8 -	58.203	1.061	74.71	15:37:00.138

P29 98 Jonnie WHEELER				
LAP	LAP TIME	DIFF	MPH	TIME OF DAY
1 -	1:06.169 (3)	10.210	65.71	15:29:14.739
2 -	1:18.539	22.580	55.36	15:30:33.278
3 -	1:28.903	32.944	48.91	15:32:02.181
4 -	56.739 (2)	0.780	76.64	15:32:58.920
5 -	55.959 (1)		77.71	15:33:54.879

P30 186 Neil FOWLER				
LAP	LAP TIME	DIFF	MPH	TIME OF DAY
1 -	1:00.122 (1)		72.32	15:29:08.692

Weather / Track : Bright / Dry

Results can be found at www.tsl-timing.com

Page 6 of 6

Brands Hatch Indy
 Circuit Length = 1.2079 miles
 Start: 15:28 Flag 15:49 End: 15:52

Printed - 15:58 Sunday, 10 June 2018