



# BERNIE'S SPORTS RACING & V8'S

Brands Hatch Indy Circuit

1<sup>st</sup> / 2<sup>nd</sup> June 2019



Results Provided by Timing Solutions Ltd  
[www.tsl-timing.com](http://www.tsl-timing.com)

# Bernie's V8s (featuring classic US muscle cars)

## QUALIFYING - RACE 3 - CLASSIFICATION

POS	NO	CL	PIC NAME	ENTRY	TIME	ON	LAPS	GAP	DIFF	MPH
1	99	A	1 Michael SAUNDERS	Ford Escort Mexico	53.256	17	17			81.65
2	80	B	1 Mathew SMITH	TVR Chimaera	54.421	21	21	1.165	1.165	79.90
3	39	A	2 LIM / JAMES	RAM SC	54.809	17	20	1.553	0.388	79.34
4	2	A	3 Tim DAVIS	TVR Tuscan	55.515	14	14	2.259	0.706	78.33
5	22	A	4 Marcus BICKNELL	Ford Fusion ASCAR V8 Mk3	55.540	18	18	2.284	0.025	78.29
6	61	A	5 William BRYAN	TVR Griffith 200	55.559	7	18	2.303	0.019	78.27
7	65*	TBC	1 Jonathan DU TOIT	Chevrolet Nova	55.707	7	10	2.451	0.148	78.06
8	41	B	2 Graham WALDEN (RES 2)	TVR Tuscan	55.723	14	17	2.467	0.016	78.03
9	165	A	6 Simon LANE	Chevrolet Camaro	55.926	10	13	2.670	0.203	77.75
10	9*	B	3 ROBINSON / ROBINSON	Chevrolet Camaro	55.936	13	18	2.680	0.010	77.74
11	77	C	1 Barry HOLMES	MGB GT V8	56.017	18	20	2.761	0.081	77.63
12	19	A	7 Rikki CANN	Aston Martin V8	56.035	21	21	2.779	0.018	77.60
13	97	A	8 Andrew KNIGHT	Pontiac ASCAR	56.055	10	10	2.799	0.020	77.57
14	196	A	9 Jon ELLISON	TVR Griffith 200	56.124	8	21	2.868	0.069	77.48
15	23	B	4 Peter LINDENBERG	Ford Shelby GT	56.203	8	9	2.947	0.079	77.37
16	81	B	5 Robin GRAY	Pontiac Trans Am	56.399	7	9	3.143	0.196	77.10
17	57	C	2 Mark DU TOIT	Chevrolet Bel Air	56.403	5	10	3.147	0.004	77.09
18	28*	B	6 Michael CAMPAGNE	Ford Galaxie	56.827	6	19	3.571	0.424	76.52
19	157	B	7 Tony PAXMAN	Ford Escort Mk1	56.891	12	14	3.635	0.064	76.43
20	95*	A	10 Dave STEWART	TVR Griffith	57.234	16	16	3.978	0.343	75.97
21	91	TBC	2 Max BOODIE	Ford Mustang	57.505	14	21	4.249	0.271	75.62
22	491	C	3 Geoff HANSON	Chevy Camaro	57.743	5	9	4.487	0.238	75.30
23	29	C	4 Guy SAMUELS	MGB V8	57.932	8	12	4.676	0.189	75.06
24	43	C	5 Jasper IZAAKS	Plymouth Fury	57.936	17	20	4.680	0.004	75.05
25	8	B	8 CHODOSH / CHODOSH	Chevrolet Corvette	58.260	18	18	5.004	0.324	74.64
26	616	TBC	3 Armand ADRIAANS	Ford Mustang	58.363	15	19	5.107	0.103	74.50
27	76	A	11 Charles HOLMES	Gardner Douglas Cobra	58.942	8	9	5.686	0.579	73.77
28	191	B	9 Paige LINDENBERG	Ford Fairline	59.066	7	20	5.810	0.124	73.62
29	74*	C	6 CARTER / CARTER (RES 1)	MGB GT V8	59.084	17	18	5.828	0.018	73.60
30	37	C	7 Ken ANGELL	BMW 328i	59.173	18	21	5.917	0.089	73.48
31	1	B	10 Mark BOWD	Ford GT40	1:00.019	20	20	6.763	0.846	72.45
32	84	C	8 Peter SAMUELS	MGB GT V8	1:01.273	3	3	8.017	1.254	70.97
33	68	C	9 Simon CRIPPS	MGB Roadster	1:01.623	4	4	8.367	0.350	70.56
34	129	C	10 Chris WILSON (RES 3)	Dodge Dart	1:07.924	10	10	14.668	6.301	64.02
35	69	B	11 Dan WILLIAMSON	Ford Falcon Sprint			2			

No. 9, 65, 74, 95 - 1 Lap time disallowed; exceeding track limits.

No. 28 - 5 Lap times disallowed; exceeding track limits.

Weather / Track : Cloudy / Dry

These results are provisional until the conclusion of any judicial and technical matters.

Brands Hatch Indy

Circuit Length = 1.2079 miles

Start: 09:15 Flag 09:35 End: 09:37

Clerk Of Course :	Timekeeper :
-------------------	--------------

# Bernie's V8s (featuring classic US muscle cars)

## QUALIFYING - RACE 3 - LAP ANALYSIS

DIFF = Difference To Personal Best Lap

<b>P1 99 Michael SAUNDERS</b>				
LAP	LAP TIME	DIFF	MPH	TIME OF DAY
1 -				09:16:20.280
2 -	1:11.367	18.111	60.93	09:17:31.647
3 -	59.450	6.194	73.14	09:18:31.097
4 -	58.494	5.238	74.34	09:19:29.591
5 -	54.561	1.305	79.70	09:20:24.152
6 -	57.140	3.884	76.10	09:21:21.292
7 -	53.834	0.578	80.77	09:22:15.126
8 -	59.208	5.952	73.44	09:23:14.334
9 -	56.332	3.076	77.19	09:24:10.666
10 -	59.217	5.961	73.43	09:25:09.883
11 -	58.028	4.772	74.93	09:26:07.911
12 -	54.430	1.174	79.89	09:27:02.341
13 -	53.770 (3)	0.514	80.87	09:27:56.111
14 -	54.679	1.423	79.52	09:28:50.790
15 -	53.799	0.543	80.83	09:29:44.589
16 -	53.470 (2)	0.214	81.32	09:30:38.059
17 -	53.256 (1)		81.65	09:31:31.315

<b>P2 80 Mathew SMITH</b>				
LAP	LAP TIME	DIFF	MPH	TIME OF DAY
1 -				09:16:09.033
2 -	1:06.178	11.757	65.71	09:17:15.211
3 -	1:02.408	7.987	69.68	09:18:17.619
4 -	59.512	5.091	73.07	09:19:17.131
5 -	1:06.917	12.496	64.98	09:20:24.048
6 -	58.025	3.604	74.94	09:21:22.073
7 -	55.175	0.754	78.81	09:22:17.248
8 -	58.931	4.510	73.79	09:23:16.179
9 -	1:02.009	7.588	70.12	09:24:18.188
10 -	58.629	4.208	74.17	09:25:16.817
11 -	59.148	4.727	73.52	09:26:15.965
12 -	1:00.622	6.201	71.73	09:27:16.587
13 -	56.786	2.365	76.57	09:28:13.373
14 -	1:00.006	5.585	72.46	09:29:13.379
15 -	54.932 (3)	0.511	79.16	09:30:08.311
16 -	57.784	3.363	75.25	09:31:06.095
17 -	54.769 (2)	0.348	79.39	09:32:00.864
18 -	55.446	1.025	78.42	09:32:56.310
19 -	55.291	0.870	78.64	09:33:51.601
20 -	1:00.277	5.856	72.14	09:34:51.878
21 -	54.421 (1)		79.90	09:35:46.299

<b>P3 39 LIM / JAMES</b>				
LAP	LAP TIME	DIFF	MPH	TIME OF DAY
1 -				09:16:08.098
2 -	1:06.312	11.503	65.57	09:17:14.410
3 -	1:02.568	7.759	69.50	09:18:16.978
4 -	59.336	4.527	73.28	09:19:16.314
5 -	59.772	4.963	72.75	09:20:16.086
6 -	56.520	1.711	76.93	09:21:12.606
7 -	59.321	4.512	73.30	09:22:11.927
8 -	58.412	3.603	74.44	09:23:10.339
9 -	58.202	3.393	74.71	09:24:08.541
10 -	59.753	4.944	72.77	09:25:08.294
11 -	2:54.526	1:59.717	24.91	09:28:02.820
12 -	1:05.388	10.579	66.50	09:29:08.208
13 -	57.120	2.311	76.13	09:30:05.328
14 -	55.504	0.695	78.34	09:31:00.832
15 -	54.906 (2)	0.097	79.20	09:31:55.738
16 -	55.387 (3)	0.578	78.51	09:32:51.125

DIFF = Difference To Personal Best Lap

17 -	54.809 (1)		79.34	09:33:45.934
18 -	56.473	1.664	77.00	09:34:42.407
19 -	56.388	1.579	77.11	09:35:38.795
20 -	57.321	2.512	75.86	09:36:36.116

<b>P4 2 Tim DAVIS</b>				
LAP	LAP TIME	DIFF	MPH	TIME OF DAY
1 -				09:18:04.454
2 -	1:05.116	9.601	66.78	09:19:09.570
3 -	1:00.801	5.286	71.52	09:20:10.371
4 -	57.235	1.720	75.97	09:21:07.606
5 -	59.434	3.919	73.16	09:22:07.040
6 -	3:54.962	2:59.447	18.50	09:26:02.002
7 -	1:02.795	7.280	69.24	09:27:04.798
8 -	58.099	2.584	74.84	09:28:02.897
9 -	57.034	1.519	76.24	09:28:59.931
10 -	56.314 (2)	0.799	77.22	09:29:56.245
11 -	56.692	1.177	76.70	09:30:52.937
12 -	56.389	0.874	77.11	09:31:49.326
13 -	56.330 (3)	0.815	77.19	09:32:45.656
14 -	55.515 (1)		78.33	09:33:41.171

<b>P5 22 Marcus BICKNELL</b>				
LAP	LAP TIME	DIFF	MPH	TIME OF DAY
1 -				09:16:17.069
2 -	1:14.185	18.645	58.61	09:17:31.254
3 -	1:03.479	7.939	68.50	09:18:34.733
4 -	1:00.463	4.923	71.92	09:19:35.196
5 -	59.293	3.753	73.34	09:20:34.489
6 -	59.904	4.364	72.59	09:21:34.393
7 -	56.804	1.264	76.55	09:22:31.197
8 -	58.002	2.462	74.97	09:23:29.199
9 -	57.232	1.692	75.98	09:24:26.431
10 -	57.024	1.484	76.25	09:25:23.455
11 -	56.284 (3)	0.744	77.26	09:26:19.739
12 -	59.290	3.750	73.34	09:27:19.029
13 -	57.250	1.710	75.95	09:28:16.279
14 -	57.859	2.319	75.15	09:29:14.138
15 -	56.709	1.169	76.68	09:30:10.847
16 -	56.266 (2)	0.726	77.28	09:31:07.113
17 -	56.302	0.762	77.23	09:32:03.415
18 -	55.540 (1)		78.29	09:32:58.955

<b>P6 61 William BRYAN</b>				
LAP	LAP TIME	DIFF	MPH	TIME OF DAY
1 -				09:16:31.468
2 -	1:10.929	15.370	61.30	09:17:42.397
3 -	59.159	3.600	73.50	09:18:41.556
4 -	1:02.728	7.169	69.32	09:19:44.284
5 -	57.496 (2)	1.937	75.63	09:20:41.780
6 -	58.418 (3)	2.859	74.43	09:21:40.198
7 -	55.559 (1)		78.27	09:22:35.757
8 -	3:08.436	2:12.877	23.07	09:25:44.193
9 -	1:16.504	20.945	56.84	09:27:00.697
10 -	1:07.466	11.907	64.45	09:28:08.163
11 -	1:07.522	11.963	64.40	09:29:15.685
12 -	1:02.541	6.982	69.53	09:30:18.226
13 -	1:02.872	7.313	69.16	09:31:21.098
14 -	1:00.523	4.964	71.85	09:32:21.621
15 -	1:02.550	6.991	69.52	09:33:24.171
16 -	1:00.843	5.284	71.47	09:34:25.014
17 -	1:01.272	5.713	70.97	09:35:26.286

Weather / Track : Cloudy / Dry

Brands Hatch Indy

Circuit Length = 1.2079 miles

Start: 09:15 Flag 09:35 End: 09:37

# Bernie's V8s (featuring classic US muscle cars)

## QUALIFYING - RACE 3 - LAP ANALYSIS

DIFF = Difference To Personal Best Lap

18 - 1:00.922 5.363 71.37 09:36:27.208

### P7 65 Jonathan DU TOIT

LAP	LAP TIME	DIFF	MPH	TIME OF DAY
1 -				09:16:36.803
2 -	1:11.179	15.472	61.09	09:17:47.982
3 -	59.981	4.274	72.49	09:18:47.963
4 -	58.025	2.318	74.94	09:19:45.988
5 -	57.249	1.512	75.99	09:20:43.207
6 -	1:01.621	5.914	70.57	09:21:44.828
7 -	<b>55.707 (1)</b>		<b>78.06</b>	<b>09:22:40.535</b>
8 -	55.861	0.154	77.84	09:23:36.396
9 -	1:00.191	4.484	72.24	09:24:36.587
10 -	55.974	0.267	77.68	09:25:32.561

### P8 41 Graham WALDEN (RES 2)

LAP	LAP TIME	DIFF	MPH	TIME OF DAY
1 -				09:17:02.248
2 -	1:06.308	10.585	65.58	09:18:08.556
3 -	1:01.345	5.622	70.88	09:19:09.901
4 -	58.690	2.967	74.09	09:20:08.591
5 -	58.044	2.321	74.91	09:21:06.635
6 -	1:00.406	4.683	71.98	09:22:07.041
7 -	57.872	2.149	75.14	09:23:04.913
8 -	56.833	1.110	76.51	09:24:01.746
9 -	56.143	0.420	77.45	09:24:57.889
10 -	57.629	1.906	75.45	09:25:55.518
11 -	59.316	3.593	73.31	09:26:54.834
12 -	57.108	1.385	76.14	09:27:51.942
13 -	55.879	0.156	77.82	09:28:47.821
14 -	<b>55.723 (1)</b>		<b>78.03</b>	<b>09:29:43.544</b>
15 -	56.398	0.675	77.10	09:30:39.942
16 -	55.937	0.214	77.74	09:31:35.879
17 -	57.581	1.858	75.52	09:32:33.460

### P9 165 Simon LANE

LAP	LAP TIME	DIFF	MPH	TIME OF DAY
1 -				09:16:49.672
2 -	1:10.070	14.144	62.06	09:17:59.742
3 -	1:02.932	7.006	69.10	09:19:02.674
4 -	59.922	3.996	72.57	09:20:02.596
5 -	57.114	1.188	76.13	09:20:59.710
6 -	56.858	0.932	76.48	09:21:56.568
7 -	56.139	0.213	77.46	09:22:52.707
8 -	56.509	0.583	76.95	09:23:49.216
9 -	56.009	0.083	77.64	09:24:45.225
10 -	<b>55.926 (1)</b>		<b>77.75</b>	<b>09:25:41.151</b>
11 -	56.023	0.097	77.62	09:26:37.174
12 -	57.658	1.732	75.42	09:27:34.832
13 -	56.604	0.678	76.82	09:28:31.436

### P10 9 ROBINSON / ROBINSON

LAP	LAP TIME	DIFF	MPH	TIME OF DAY
1 -				09:16:46.118
2 -	1:11.990	16.054	60.40	09:17:58.108
3 -	1:03.644	7.708	68.32	09:19:01.752
4 -	1:01.465	5.529	70.74	09:20:03.217
5 -	59.874	3.938	72.62	09:21:03.091
6 -	59.279	3.343	73.35	09:22:02.370
7 -	58.378	2.442	74.49	09:23:00.748
8 -	3:46.667	2:50.731	19.18	09:26:47.415

DIFF = Difference To Personal Best Lap

9 -	1:02.711	6.775	69.34	09:27:50.126
10 -	58.721	2.785	74.05	09:28:48.847
11 -	57.304	1.368	75.88	09:29:46.151
12 -	57.310	1.374	75.87	09:30:43.461
13 -	<b>55.936 (1)</b>		<b>77.74</b>	<b>09:31:39.397</b>
14 -	56.675	0.739	76.72	09:32:36.072
15 -	57.607	1.671	75.48	09:33:33.679
16 -	56.504	0.565	76.96	09:34:30.180
17 -	56.424	0.488	77.07	09:35:26.604
18 -	56.958	1.022	76.34	09:36:23.562

### P11 77 Barry HOLMES

LAP	LAP TIME	DIFF	MPH	TIME OF DAY
1 -				09:16:13.553
2 -	1:11.145	15.128	61.12	09:17:24.698
3 -	1:05.279	9.262	66.61	09:18:29.977
4 -	59.987	3.970	72.49	09:19:29.964
5 -	58.084	2.067	74.86	09:20:28.048
6 -	58.770	2.753	73.99	09:21:26.818
7 -	57.088	1.071	76.17	09:22:23.906
8 -	58.658	2.641	74.13	09:23:22.564
9 -	59.118	3.101	73.55	09:24:21.682
10 -	58.072	2.055	74.88	09:25:19.754
11 -	58.626	2.609	74.17	09:26:18.380
12 -	1:00.876	4.859	71.43	09:27:19.256
13 -	58.291	2.274	74.60	09:28:17.547
14 -	57.362	1.345	75.80	09:29:14.909
15 -	56.717	0.700	76.67	09:30:11.626
16 -	56.350	0.333	77.17	09:31:07.976
17 -	56.447	0.430	77.03	09:32:04.423
18 -	<b>56.017 (1)</b>		<b>77.63</b>	<b>09:33:00.440</b>
19 -	57.095	1.078	76.16	09:33:57.535
20 -	56.549	0.532	76.89	09:34:54.084

### P12 19 Rikki CANN

LAP	LAP TIME	DIFF	MPH	TIME OF DAY
1 -				09:16:11.541
2 -	1:04.779	8.744	67.12	09:17:16.320
3 -	1:02.215	6.180	69.89	09:18:18.535
4 -	59.754	3.719	72.77	09:19:18.289
5 -	1:00.224	4.189	72.20	09:20:18.513
6 -	1:01.839	5.804	70.32	09:21:20.352
7 -	1:53.445	57.410	38.33	09:23:13.797
8 -	1:04.018	7.983	67.92	09:24:17.815
9 -	56.799	0.764	76.56	09:25:14.614
10 -	1:01.040	5.005	71.24	09:26:15.654
11 -	57.330	1.295	75.85	09:27:12.984
12 -	57.188	1.153	76.04	09:28:10.172
13 -	58.351	2.316	74.52	09:29:08.523
14 -	56.993	0.958	76.30	09:30:05.516
15 -	56.709	0.674	76.68	09:31:02.225
16 -	56.552	0.517	76.89	09:31:58.777
17 -	56.255	0.220	77.30	09:32:55.032
18 -	56.040	0.005	77.59	09:33:51.072
19 -	56.148	0.113	77.44	09:34:47.220
20 -	56.206	0.171	77.36	09:35:43.426
21 -	<b>56.035 (1)</b>		<b>77.60</b>	<b>09:36:39.461</b>

### P13 97 Andrew KNIGHT

LAP	LAP TIME	DIFF	MPH	TIME OF DAY
1 -				09:16:06.343
2 -	1:02.414	6.359	69.67	09:17:08.757

Weather / Track : Cloudy / Dry

Brands Hatch Indy  
Circuit Length = 1.2079 miles  
Start: 09:15 Flag 09:35 End: 09:37

# Bernie's V8s (featuring classic US muscle cars)

## QUALIFYING - RACE 3 - LAP ANALYSIS

DIFF = Difference To Personal Best Lap

3 -	1:00.568	4.513	71.79	09:18:09.325
4 -	59.338	3.283	73.28	09:19:08.663
5 -	56.372 (2)	0.317	77.14	09:20:05.035
6 -	1:00.064	4.009	72.39	09:21:05.099
7 -	58.264	2.209	74.63	09:22:03.363
8 -	57.571	1.516	75.53	09:23:00.934
9 -	56.822 (3)	0.767	76.53	09:23:57.756
10 -	<b>56.055 (1)</b>		<b>77.57</b>	<b>09:24:53.811</b>

### P14 196 Jon ELLISON

LAP	LAP TIME	DIFF	MPH	TIME OF DAY
1 -				09:16:40.520
2 -	1:09.179	13.055	62.86	09:17:49.699
3 -	1:03.222	7.098	68.78	09:18:52.921
4 -	59.597	3.473	72.96	09:19:52.518
5 -	58.149	2.025	74.78	09:20:50.667
6 -	57.556	1.432	75.55	09:21:48.223
7 -	56.908	0.784	76.41	09:22:45.131
8 -	<b>56.124 (1)</b>		<b>77.48</b>	<b>09:23:41.255</b>
9 -	56.227 (2)	0.103	77.34	09:24:37.482
10 -	57.233	1.109	75.98	09:25:34.715
11 -	57.419	1.295	75.73	09:26:32.134
12 -	56.764 (3)	0.640	76.60	09:27:28.898
13 -	56.984	0.860	76.31	09:28:25.882
14 -	59.462	3.338	73.13	09:29:25.344
15 -	56.950	0.826	76.35	09:30:22.294
16 -	57.005	0.881	76.28	09:31:19.299
17 -	57.035	0.911	76.24	09:32:16.334
18 -	1:08.748	12.624	63.25	09:33:25.082
19 -	1:00.154	4.030	72.29	09:34:25.236
20 -	57.604	1.480	75.49	09:35:22.840
21 -	56.881	0.757	76.45	09:36:19.721

### P15 23 Peter LINDENBERG

LAP	LAP TIME	DIFF	MPH	TIME OF DAY
1 -				09:17:00.061
2 -	1:07.164	10.961	64.74	09:18:07.225
3 -	56.876 (2)	0.673	76.45	09:19:04.101
4 -	1:02.688	6.485	69.36	09:20:06.789
5 -	1:01.481	5.278	70.73	09:21:08.270
6 -	1:04.317	8.114	67.61	09:22:12.587
7 -	1:00.554	4.351	71.81	09:23:13.141
8 -	<b>56.203 (1)</b>		<b>77.37</b>	<b>09:24:09.344</b>
9 -	59.674 (3)	3.471	72.87	09:25:09.018

### P16 81 Robin GRAY

LAP	LAP TIME	DIFF	MPH	TIME OF DAY
1 -				09:16:18.524
2 -	1:14.632	18.233	58.26	09:17:33.156
3 -	1:03.971	7.572	67.97	09:18:37.127
4 -	58.282	1.883	74.61	09:19:35.409
5 -	57.343 (3)	0.944	75.83	09:20:32.752
6 -	56.553 (2)	0.154	76.89	09:21:29.305
7 -	<b>56.399 (1)</b>		<b>77.10</b>	<b>09:22:25.704</b>
8 -	58.209	1.810	74.70	09:23:23.913
9 -	1:03.242	6.843	68.76	09:24:27.155

### P17 57 Mark DU TOIT

LAP	LAP TIME	DIFF	MPH	TIME OF DAY
1 -				09:16:27.569
2 -	1:13.150	16.747	59.44	09:17:40.719

DIFF = Difference To Personal Best Lap

3 -	59.120	2.717	73.55	09:18:39.839
4 -	59.108	2.705	73.57	09:19:38.947
5 -	<b>56.403 (1)</b>		<b>77.09</b>	<b>09:20:35.350</b>
6 -	1:02.455	6.052	69.62	09:21:37.805
7 -	56.598 (2)	0.195	76.83	09:22:34.403
8 -	56.864 (3)	0.461	76.47	09:23:31.267
9 -	1:00.656	4.253	71.69	09:24:31.923
10 -	59.143	2.740	73.52	09:25:31.066

### P18 28 Michael CAMPAGNE

LAP	LAP TIME	DIFF	MPH	TIME OF DAY
1 -				09:17:08.226
2 -	1:17.751	20.924	55.92	09:18:25.977
3 -	1:03.080	6.253	68.93	09:19:29.057
4 -	1:00.197	3.370	72.23	09:20:29.254
5 -	58.540	1.713	74.28	09:21:27.794
6 -	<b>56.827 (1)</b>		<b>76.52</b>	<b>09:22:24.621</b>
7 -	58.164	1.337	74.76	09:23:22.785
8 -	57.983 (3)	1.156	74.99	09:24:20.768
9 -	58.313	1.486	74.57	09:25:19.081
10 -	<del>57.805</del> D	0.978	75.22	09:26:16.886
11 -	1:07.861	11.034	64.08	09:27:24.747
12 -	58.183	1.356	74.74	09:28:22.930
13 -	1:01.232	4.405	71.01	09:29:24.162
14 -	1:09.726	12.899	62.36	09:30:33.888
15 -	<del>57.560</del> D	0.733	75.54	09:31:31.448
16 -	58.131	1.304	74.80	09:32:29.579
17 -	<del>57.332</del> D	0.505	75.84	09:33:26.911
18 -	57.835 (2)	1.008	75.18	09:34:24.746
19 -	<del>56.880</del> D	0.053	76.45	09:35:21.626

### P19 157 Tony PAXMAN

LAP	LAP TIME	DIFF	MPH	TIME OF DAY
1 -				09:17:14.396
2 -	1:12.353	15.462	60.10	09:18:26.749
3 -	1:01.379	4.488	70.84	09:19:28.128
4 -	59.127	2.236	73.54	09:20:27.255
5 -	1:10.811	13.920	61.41	09:21:38.066
6 -	57.160	0.269	76.07	09:22:35.226
7 -	58.957	2.066	73.75	09:23:34.183
8 -	57.479	0.588	75.65	09:24:31.662
9 -	58.552	1.661	74.26	09:25:30.214
10 -	58.904	2.013	73.82	09:26:29.118
11 -	57.075 (3)	0.184	76.19	09:27:26.193
12 -	<b>56.891 (1)</b>		<b>76.43</b>	<b>09:28:23.084</b>
13 -	58.823	1.932	73.92	09:29:21.907
14 -	56.987 (2)	0.096	76.30	09:30:18.894

### P20 95 Dave STEWART

LAP	LAP TIME	DIFF	MPH	TIME OF DAY
1 -				09:16:32.886
2 -	1:15.221	17.987	57.81	09:17:48.107
3 -	1:07.642	10.408	64.28	09:18:55.749
4 -	1:04.046	6.812	67.89	09:19:59.795
5 -	<del>1:00.983</del> D	3.749	71.30	09:21:00.778
6 -	1:02.472	5.238	69.60	09:22:03.250
7 -	59.811	2.577	72.70	09:23:03.061
8 -	59.583	2.349	72.98	09:24:02.644
9 -	58.039	0.805	74.92	09:25:00.683
10 -	58.135	0.901	74.80	09:25:58.818
11 -	59.625	2.391	72.93	09:26:58.443
12 -	58.402	1.168	74.45	09:27:56.845

Weather / Track : Cloudy / Dry

Brands Hatch Indy

Circuit Length = 1.2079 miles

Start: 09:15 Flag 09:35 End: 09:37

# Bernie's V8s (featuring classic US muscle cars)

## QUALIFYING - RACE 3 - LAP ANALYSIS

DIFF = Difference To Personal Best Lap

13 -	57.838	0.604	75.18	09:28:54.683
14 -	57.443 (2)	0.209	75.70	09:29:52.126
15 -	57.518 (3)	0.284	75.60	09:30:49.644
16 -	<b>57.234 (1)</b>		<b>75.97</b>	<b>09:31:46.878</b>

DIFF = Difference To Personal Best Lap

4 -	1:02.322	4.386	69.77	09:20:54.132
5 -	59.326	1.390	73.30	09:21:53.458
6 -	59.165	1.229	73.49	09:22:52.623
7 -	59.123	1.187	73.55	09:23:51.746
8 -	59.030	1.094	73.66	09:24:50.776
9 -	59.000	1.064	73.70	09:25:49.776
10 -	1:03.548	5.612	68.43	09:26:53.324
11 -	59.613	1.677	72.94	09:27:52.937
12 -	58.648	0.712	74.14	09:28:51.585
13 -	58.890	0.954	73.84	09:29:50.475
14 -	58.330 (2)	0.394	74.55	09:30:48.805
15 -	59.535	1.599	73.04	09:31:48.340
16 -	59.090	1.154	73.59	09:32:47.430
17 -	<b>57.936 (1)</b>		<b>75.05</b>	<b>09:33:45.366</b>
18 -	59.282	1.346	73.35	09:34:44.648
19 -	58.411 (3)	0.475	74.44	09:35:43.059
20 -	58.529	0.593	74.29	09:36:41.588

P21 91 Max BOODIE				
LAP	LAP TIME	DIFF	MPH	TIME OF DAY

1 -				09:16:57.286
2 -	1:08.570	11.065	63.41	09:18:05.856
3 -	1:02.375	4.870	69.71	09:19:08.231
4 -	59.996	2.491	72.48	09:20:08.227
5 -	1:02.856	5.351	69.18	09:21:11.083
6 -	1:02.881	5.376	69.15	09:22:13.964
7 -	1:00.608	3.103	71.74	09:23:14.572
8 -	59.234	1.729	73.41	09:24:13.806
9 -	58.559	1.054	74.26	09:25:12.365
10 -	1:00.556	3.051	71.81	09:26:12.921
11 -	1:00.001	2.496	72.47	09:27:12.922
12 -	58.786	1.281	73.97	09:28:11.708
13 -	58.339	0.834	74.54	09:29:10.047
14 -	<b>57.505 (1)</b>		<b>75.62</b>	<b>09:30:07.552</b>
15 -	58.722	1.217	74.05	09:31:06.274
16 -	59.568	2.063	73.00	09:32:05.842
17 -	58.365	0.860	74.50	09:33:04.207
18 -	58.039 (2)	0.534	74.92	09:34:02.246
19 -	58.493	0.988	74.34	09:35:00.739
20 -	58.087 (3)	0.582	74.86	09:35:58.826
21 -	58.659	1.154	74.13	09:36:57.485

P22 491 Geoff HANSON				
LAP	LAP TIME	DIFF	MPH	TIME OF DAY

1 -				09:17:03.959
2 -	1:10.978	13.235	61.26	09:18:14.937
3 -	1:00.829	3.086	71.48	09:19:15.766
4 -	58.226 (2)	0.483	74.68	09:20:13.992
5 -	<b>57.743 (1)</b>		<b>75.30</b>	<b>09:21:11.735</b>
6 -	59.031	1.288	73.66	09:22:10.766
7 -	59.707	1.964	72.83	09:23:10.473
8 -	59.008 (3)	1.265	73.69	09:24:09.481
9 -	1:02.448	4.705	69.63	09:25:11.929

P23 29 Guy SAMUELS				
LAP	LAP TIME	DIFF	MPH	TIME OF DAY

1 -				09:17:18.874
2 -	1:11.629	13.697	60.71	09:18:30.503
3 -	1:02.054	4.122	70.07	09:19:32.557
4 -	1:00.642	2.710	71.70	09:20:33.199
5 -	1:00.072	2.140	72.38	09:21:33.271
6 -	59.505	1.573	73.07	09:22:32.776
7 -	58.115	0.183	74.82	09:23:30.891
8 -	<b>57.932 (1)</b>		<b>75.06</b>	<b>09:24:28.823</b>
9 -	57.979 (2)	0.047	75.00	09:25:26.802
10 -	58.201	0.269	74.71	09:26:25.003
11 -	58.395	0.463	74.46	09:27:23.398
12 -	58.002 (3)	0.070	74.97	09:28:21.400

P24 43 Jasper IZAAKS				
LAP	LAP TIME	DIFF	MPH	TIME OF DAY

1 -				09:17:38.367
2 -	1:10.166	12.230	61.97	09:18:48.533
3 -	1:03.277	5.341	68.72	09:19:51.810

P25 8 CHODOSH / CHODOSH				
LAP	LAP TIME	DIFF	MPH	TIME OF DAY

1 -				09:16:44.440
2 -	1:13.303	15.043	59.32	09:17:57.743
3 -	1:03.670	5.410	68.29	09:19:01.413
4 -	1:01.390	3.130	70.83	09:20:02.803
5 -	1:02.423	4.163	69.66	09:21:05.226
6 -	1:01.240	2.980	71.00	09:22:06.466
7 -	1:01.049	2.789	71.23	09:23:07.515
8 -	1:00.974	2.714	71.31	09:24:08.489
9 -	1:02.119	3.859	70.00	09:25:10.608
10 -	1:01.698	3.438	70.48	09:26:12.306
11 -	59.984 (3)	1.724	72.49	09:27:12.290
12 -	1:05.210	6.950	66.68	09:28:17.500
13 -	1:05.805	7.545	66.08	09:29:23.305
14 -	1:00.446	2.186	71.94	09:30:23.751
15 -	59.260 (2)	1.000	73.38	09:31:23.011
16 -	2:39.376 P	1:41.116	27.28	09:34:02.387
17 -	1:04.128	5.868	67.81	09:35:06.515
18 -	<b>58.260 (1)</b>		<b>74.64</b>	<b>09:36:04.775</b>

P26 616 Armand ADRIAANS				
LAP	LAP TIME	DIFF	MPH	TIME OF DAY

1 -				09:16:58.973
2 -	1:13.640	15.277	59.05	09:18:12.613
3 -	1:03.271	4.908	68.72	09:19:15.884
4 -	1:04.551	6.188	67.36	09:20:20.435
5 -	1:01.705	3.342	70.47	09:21:22.140
6 -	1:00.238	1.875	72.19	09:22:22.378
7 -	59.183	0.820	73.47	09:23:21.561
8 -	58.879 (3)	0.516	73.85	09:24:20.440
9 -	58.598 (2)	0.235	74.21	09:25:19.038
10 -	1:00.325	1.962	72.08	09:26:19.363
11 -	1:04.449	6.086	67.47	09:27:23.812
12 -	1:01.212	2.849	71.04	09:28:25.024
13 -	1:01.174	2.811	71.08	09:29:26.198
14 -	59.305	0.942	73.32	09:30:25.503
15 -	<b>58.363 (1)</b>		<b>74.50</b>	<b>09:31:23.866</b>
16 -	2:00.308 P	1:01.945	36.14	09:33:24.174
17 -	1:02.637	4.274	69.42	09:34:26.811
18 -	59.811	1.448	72.70	09:35:26.622
19 -	1:04.509	6.146	67.41	09:36:31.131

Weather / Track : Cloudy / Dry

Brands Hatch Indy  
Circuit Length = 1.2079 miles  
Start: 09:15 Flag 09:35 End: 09:37

# Bernie's V8s (featuring classic US muscle cars)

## QUALIFYING - RACE 3 - LAP ANALYSIS

DIFF = Difference To Personal Best Lap

<b>P27 76 Charles HOLMES</b>				
LAP	LAP TIME	DIFF	MPH	TIME OF DAY
1 -				P 09:16:48.025
2 -	1:10.683	11.741	61.52	09:17:58.708
3 -	1:03.576	4.634	68.40	09:19:02.284
4 -	1:01.818	2.876	70.34	09:20:04.102
5 -	1:01.543	2.601	70.65	09:21:05.645
6 -	1:00.975 (3)	2.033	71.31	09:22:06.620
7 -	1:02.144	3.202	69.97	09:23:08.764
8 -	<b>58.942 (1)</b>		<b>73.77</b>	<b>09:24:07.706</b>
9 -	1:00.482 (2)	1.540	71.89	09:25:08.188

<b>P28 191 Paige LINDENBERG</b>				
LAP	LAP TIME	DIFF	MPH	TIME OF DAY
1 -				P 09:16:29.129
2 -	1:13.232	14.166	59.38	09:17:42.361
3 -	1:04.719	5.653	67.19	09:18:47.080
4 -	1:01.386	2.320	70.84	09:19:48.466
5 -	1:00.873	1.807	71.43	09:20:49.339
6 -	1:01.449	2.383	70.76	09:21:50.788
7 -	<b>59.066 (1)</b>		<b>73.62</b>	<b>09:22:49.854</b>
8 -	1:00.283	1.217	72.13	09:23:50.137
9 -	59.652 (3)	0.586	72.89	09:24:49.789
10 -	59.771	0.705	72.75	09:25:49.560
11 -	1:05.411	6.345	66.48	09:26:54.971
12 -	1:00.030	0.964	72.44	09:27:55.001
13 -	1:01.107	2.041	71.16	09:28:56.108
14 -	59.284 (2)	0.218	73.35	09:29:55.392
15 -	1:00.056	0.990	72.40	09:30:55.448
16 -	1:00.725	1.659	71.61	09:31:56.173
17 -	1:04.847	5.781	67.05	09:33:01.020
18 -	1:00.336	1.270	72.07	09:34:01.356
19 -	1:01.009	1.943	71.27	09:35:02.365
20 -	1:00.464	1.398	71.92	09:36:02.829

<b>P29 74 CARTER / CARTER (RES 1)</b>				
LAP	LAP TIME	DIFF	MPH	TIME OF DAY
1 -				P 09:16:34.064
2 -	1:14.629	15.545	58.26	09:17:48.693
3 -	1:06.218	7.134	65.67	09:18:54.911
4 -	1:00.369	1.285	72.03	09:19:55.280
5 -	1:03.277	4.193	68.72	09:20:58.557
6 -	<del>1:00.755</del> D	1.671	71.57	09:21:59.312
7 -	1:00.065	0.981	72.39	09:22:59.377
8 -	1:00.021	0.937	72.45	09:23:59.398
9 -	3:25.569 P	2:26.485	21.15	09:27:24.967
10 -	1:10.070	10.986	62.06	09:28:35.037
11 -	1:02.038	2.954	70.09	09:29:37.075
12 -	1:00.456	1.372	71.93	09:30:37.531
13 -	1:01.099	2.015	71.17	09:31:38.630
14 -	1:00.025	0.941	72.44	09:32:38.655
15 -	59.275 (2)	0.191	73.36	09:33:37.930
16 -	59.487 (3)	0.403	73.10	09:34:37.417
17 -	<b>59.084 (1)</b>		<b>73.60</b>	<b>09:35:36.501</b>
18 -	59.967	0.883	72.51	09:36:36.468

<b>P30 37 Ken ANGELL</b>				
LAP	LAP TIME	DIFF	MPH	TIME OF DAY
1 -				P 09:16:22.705
2 -	1:10.034	10.861	62.09	09:17:32.739
3 -	1:04.143	4.970	67.79	09:18:36.882

DIFF = Difference To Personal Best Lap

4 -	1:02.323	3.150	69.77	09:19:39.205
5 -	1:01.440	2.267	70.77	09:20:40.645
6 -	1:01.203	2.030	71.05	09:21:41.848
7 -	59.610	0.437	72.95	09:22:41.458
8 -	59.658	0.485	72.89	09:23:41.116
9 -	1:00.389	1.216	72.00	09:24:41.505
10 -	1:00.161	0.988	72.28	09:25:41.666
11 -	1:00.848	1.675	71.46	09:26:42.514
12 -	1:01.033	1.860	71.25	09:27:43.547
13 -	59.606 (3)	0.433	72.95	09:28:43.153
14 -	1:00.345	1.172	72.06	09:29:43.498
15 -	1:00.102	0.929	72.35	09:30:43.600
16 -	59.635	0.462	72.92	09:31:43.235
17 -	59.240 (2)	0.067	73.40	09:32:42.475
18 -	<b>59.173 (1)</b>		<b>73.48</b>	<b>09:33:41.648</b>
19 -	1:01.248	2.075	70.99	09:34:42.896
20 -	1:00.461	1.288	71.92	09:35:43.357
21 -	1:00.984	1.811	71.30	09:36:44.341

<b>P31 1 Mark BOWD</b>				
LAP	LAP TIME	DIFF	MPH	TIME OF DAY
1 -				P 09:16:38.847
2 -	1:12.304	12.285	60.14	09:17:51.151
3 -	1:04.982	4.963	66.92	09:18:56.133
4 -	1:02.178	2.159	69.93	09:19:58.311
5 -	1:01.278	1.259	70.96	09:20:59.589
6 -	1:04.748	4.729	67.16	09:22:04.337
7 -	1:01.699	1.680	70.48	09:23:06.036
8 -	1:00.482	0.463	71.89	09:24:06.518
9 -	1:03.535	3.516	68.44	09:25:10.053
10 -	1:05.388	5.369	66.50	09:26:15.441
11 -	1:03.122	3.103	68.89	09:27:18.563
12 -	1:03.193	3.174	68.81	09:28:21.756
13 -	1:04.861	4.842	67.04	09:29:26.617
14 -	1:03.559	3.540	68.41	09:30:30.176
15 -	1:00.746	0.727	71.58	09:31:30.922
16 -	1:01.943	1.924	70.20	09:32:32.865
17 -	1:02.443	2.424	69.64	09:33:35.308
18 -	1:00.036 (2)	0.017	72.43	09:34:35.344
19 -	1:00.109 (3)	0.090	72.34	09:35:35.453
20 -	<b>1:00.019 (1)</b>		<b>72.45</b>	<b>09:36:35.472</b>

<b>P32 84 Peter SAMUELS</b>				
LAP	LAP TIME	DIFF	MPH	TIME OF DAY
1 -				P 09:17:15.356
2 -	1:14.399	13.126	58.44	09:18:29.755
3 -	<b>1:01.273 (1)</b>		<b>70.97</b>	<b>09:19:31.028</b>

<b>P33 68 Simon CRIPPS</b>				
LAP	LAP TIME	DIFF	MPH	TIME OF DAY
1 -				P 09:16:12.786
2 -	10:42.556 P	9:40.933	6.76	09:26:55.342
3 -	1:10.914	9.291	61.32	09:28:06.256
4 -	<b>1:01.623 (1)</b>		<b>70.56</b>	<b>09:29:07.879</b>

<b>P34 129 Chris WILSON (RES 3)</b>				
LAP	LAP TIME	DIFF	MPH	TIME OF DAY
1 -				P 09:17:10.452
2 -	1:20.135	12.211	54.26	09:18:30.587
3 -	1:16.944	9.020	56.51	09:19:47.531
4 -	1:11.743	3.819	60.61	09:20:59.274

Weather / Track : Cloudy / Dry

Brands Hatch Indy  
Circuit Length = 1.2079 miles  
Start: 09:15 Flag 09:35 End: 09:37

## Bernie's V8s (featuring classic US muscle cars)

### QUALIFYING - RACE 3 - LAP ANALYSIS

DIFF = Difference To Personal Best Lap

5 -	1:13.988	6.064	58.77	09:22:13.262
6 -	1:11.023	3.099	61.22	09:23:24.285
7 -	1:13.081	5.157	59.50	09:24:37.366
8 -	1:09.364 (2)	1.440	62.69	09:25:46.730
9 -	1:09.503 (3)	1.579	62.56	09:26:56.233
10 -	<b>1:07.924 (1)</b>		<b>64.02</b>	<b>09:28:04.157</b>

<b>P35</b>	<b>69 Dan WILLIAMSON</b>
------------	--------------------------

LAP	LAP TIME	DIFF	MPH	TIME OF DAY
1 -		P		<b>09:17:23.015</b>
2 -	1:11.841		60.53	09:18:34.856



# Bernie's V8s (featuring classic US muscle cars)

## QUALIFYING - RACE 3 - STATISTICS

**Competitors Started** 35  
**Planned Start** 2019-06-01 @ 09:20:00.000  
**Actual Start** 2019-06-01 @ 09:15:57.576  
**Finish Time** 2019-06-01 @ 09:35:59.811  
**Track Length** 1.2079mi.  
**Total Laps** 521  
**Total Distance Covered** 629.3396mi.

### Session Fastest Lap History

NO	CL	NAME	LAP TIME	TIME OF DAY	LAP	VEHICLE
97	A	Andrew KNIGHT	1:00.568	09:18:09.334	3	Pontiac ASCAR
99	A	Michael SAUNDERS	59.450	09:18:31.117	3	Ford Escort Mexico
57	C	Mark DU TOIT	59.120	09:18:39.879	3	Chevrolet Bel Air
23	B	Peter LINDENBERG	56.876	09:19:04.108	3	Ford Shelby GT
97	A	Andrew KNIGHT	56.372	09:20:05.044	5	Pontiac ASCAR
99	A	Michael SAUNDERS	54.561	09:20:24.152	5	Ford Escort Mexico
99	A	Michael SAUNDERS	53.834	09:22:15.145	7	Ford Escort Mexico
99	A	Michael SAUNDERS	53.770	09:27:56.129	13	Ford Escort Mexico
99	A	Michael SAUNDERS	53.470	09:30:38.076	16	Ford Escort Mexico
99	A	Michael SAUNDERS	53.256	09:31:31.332	17	Ford Escort Mexico

### Flag History

TYPE	TIME OF DAY
GREEN	09:15:57.576
FINISH	09:35:59.811

### Flag Statistics

TYPE	COUNT	TOTAL LAPS	TOTAL TIME
Green	1	21	21:15.546
Red	0	0	0.000
Safety Car	0	0	0.000
FCY	0	0	0.000

Weather / Track : Cloudy / Dry

These results are provisional until the conclusion of any judicial and technical matters.

Brands Hatch Indy

Circuit Length = 1.2079 miles

Start: 09:15 Flag 09:35 End: 09:37

Clerk Of Course :	Timekeeper :
-------------------	--------------

**Bernie's V8s (featuring classic US muscle cars)**

**QUALIFYING - RACE 3 - STATISTICS**

**CLASS : B**

11 Starters

**Fastest Lap History**

NO	NAME	LAP TIME	TIME OF DAY	LAP	VEHICLE
80	Mathew SMITH	1:02.408	09:18:17.636	3	TVR Chimaera
23	Peter LINDENBERG	56.876	09:19:04.108	3	Ford Shelby GT
81	Robin GRAY	56.553	09:21:29.315	6	Pontiac Trans Am
80	Mathew SMITH	55.175	09:22:17.264	7	TVR Chimaera
80	Mathew SMITH	54.932	09:30:08.329	15	TVR Chimaera
80	Mathew SMITH	54.769	09:32:00.881	17	TVR Chimaera
80	Mathew SMITH	54.421	09:35:46.315	21	TVR Chimaera

Weather / Track : Cloudy / Dry

These results are provisional until the conclusion of any judicial and technical matters.

Brands Hatch Indy

Circuit Length = 1.2079 miles

Start: 09:15 Flag 09:35 End: 09:37

Clerk Of Course :

Timekeeper :

**Bernie's V8s (featuring classic US muscle cars)**

**QUALIFYING - RACE 3 - STATISTICS**

**CLASS : A**

11 Starters

**Fastest Lap History**

NO	NAME	LAP TIME	TIME OF DAY	LAP	VEHICLE
97	Andrew KNIGHT	1:00.568	09:18:09.334	3	Pontiac ASCAR
99	Michael SAUNDERS	59.450	09:18:31.117	3	Ford Escort Mexico
61	William BRYAN	59.159	09:18:41.589	3	TVR Griffith 200
99	Michael SAUNDERS	58.494	09:19:29.609	4	Ford Escort Mexico
97	Andrew KNIGHT	56.372	09:20:05.044	5	Pontiac ASCAR
99	Michael SAUNDERS	54.561	09:20:24.152	5	Ford Escort Mexico
99	Michael SAUNDERS	53.834	09:22:15.145	7	Ford Escort Mexico
99	Michael SAUNDERS	53.770	09:27:56.129	13	Ford Escort Mexico
99	Michael SAUNDERS	53.470	09:30:38.076	16	Ford Escort Mexico
99	Michael SAUNDERS	53.256	09:31:31.332	17	Ford Escort Mexico

Weather / Track : Cloudy / Dry

These results are provisional until the conclusion of any judicial and technical matters.

Brands Hatch Indy

Circuit Length = 1.2079 miles

Start: 09:15 Flag 09:35 End: 09:37

Clerk Of Course :

Timekeeper :

**Bernie's V8s (featuring classic US muscle cars)**

**QUALIFYING - RACE 3 - STATISTICS**

**CLASS : C**

10 Starters

**Fastest Lap History**

NO	NAME	LAP TIME	TIME OF DAY	LAP	VEHICLE
77	Barry HOLMES	1:05.279	09:18:29.989	3	MGB GT V8
37	Ken ANGELL	1:04.143	09:18:36.900	3	BMW 328i
57	Mark DU TOIT	59.120	09:18:39.879	3	Chevrolet Bel Air
57	Mark DU TOIT	59.108	09:19:38.985	4	Chevrolet Bel Air
491	Geoff HANSON	58.226	09:20:14.006	4	Chevy Camaro
77	Barry HOLMES	58.084	09:20:28.059	5	MGB GT V8
57	Mark DU TOIT	56.403	09:20:35.389	5	Chevrolet Bel Air
77	Barry HOLMES	56.350	09:31:07.986	16	MGB GT V8
77	Barry HOLMES	56.017	09:33:00.450	18	MGB GT V8

Weather / Track : Cloudy / Dry

These results are provisional until the conclusion of any judicial and technical matters.

Brands Hatch Indy

Circuit Length = 1.2079 miles

Start: 09:15 Flag 09:35 End: 09:37

Clerk Of Course :

Timekeeper :

**Bernie's V8s (featuring classic US muscle cars)**

**QUALIFYING - RACE 3 - STATISTICS**

**CLASS : TBC**

**3 Starters**

**Fastest Lap History**

NO	NAME	LAP TIME	TIME OF DAY	LAP	VEHICLE
65	Jonathan DU TOIT	59.981	09:18:48.015	3	Chevrolet Nova
65	Jonathan DU TOIT	58.025	09:19:46.040	4	Chevrolet Nova
65	Jonathan DU TOIT	55.707	09:22:40.584	7	Chevrolet Nova

**Weather / Track : Cloudy / Dry**

**These results are provisional until the conclusion of any judicial and technical matters.**

Brands Hatch Indy

Circuit Length = 1.2079 miles

Start: 09:15 Flag 09:35 End: 09:37

Clerk Of Course :


Timekeeper :

# Bernie's V8s (featuring classic US muscle cars)

## RACE 3 - GRID - AMENDED (15 minutes)

ROW 17	33	129	1:07.924 Chris WILSON	34	69	Dan WILLIAMSON
ROW 16	31	84	1:01.273 Peter SAMUELS	32	68	1:01.623 Simon CRIPPS
ROW 15	29	37	59.173 Ken ANGELL	30	1	1:00.019 Mark BOWD
ROW 14	27	191	59.066 Paige LINDENBERG	28	74	59.084 CARTER / CARTER
ROW 13	25	616	58.363 Armand ADRIAANS	26	76	58.942 Charles HOLMES
ROW 12	23	43	57.936 Jasper IZAAKS	24	8	58.260 CHODOSH / CHODOSH
ROW 11	21	91	57.505 Max BOODIE	22	29	57.932 Guy SAMUELS
ROW 10	19	157	56.891 Tony PAXMAN	20	95	57.234 Dave STEWART
ROW 9	17	57	56.403 Mark DU TOIT	18	28	56.827 Michael CAMPAGNE
ROW 8	15	23	56.203 Peter LINDENBERG	16	81	56.399 Robin GRAY
ROW 7	13	97	56.055 Andrew KNIGHT	14	196	56.124 Jon ELLISON
ROW 6	11	77	56.017 Barry HOLMES	12	19	56.035 Rikki CANN
ROW 5	9	165	55.926 Simon LANE	10	9	55.936 ROBINSON / ROBINSON
ROW 4	7	65	55.707 Jonathan DU TOIT	8	41	55.723 Graham WALDEN
ROW 3	5	22	55.540 Marcus BICKNELL	6	61	55.559 William BRYAN
ROW 2	3	39	54.809 LIM / JAMES	4	2	55.515 Tim DAVIS
ROW 1	1	99	53.256 Michael SAUNDERS	2	80	54.421 Mathew SMITH

**Pole**



Car 491 - Withdrawn

Brands Hatch Indy  
Circuit Length = 1.2079 miles

These results are provisional until the conclusion of any judicial and technical matters.

Clerk Of Course :

Timekeeper :

# Bernie's V8s (featuring classic US muscle cars)

## RACE 3 - CLASSIFICATION

POS	NO	CL	PIC NAME	ENTRY	LAPS	TIME	GAP	DIFF	MPH	BEST	ON
1	99	A	1 Michael SAUNDERS	Ford Escort Mexico	17	15:22.893			80.10	53.096	10
2	39	A	2 LIM / JAMES	RAM SC	17	15:34.227	11.334	11.334	79.13	53.099	4
3	80	B	1 Mathew SMITH	TVR Chimaera	17	15:43.532	20.639	9.305	78.35	54.395	7
4	2	A	3 Tim DAVIS	TVR Tuscan	17	15:51.763	28.870	8.231	77.67	54.446	5
5	88	C	1 Simon CRIPPS	MGB Roadster	17	16:03.162	40.269	11.399	76.75	54.021	10
6	61	A	4 William BRYAN	TVR Griffith 200	17	16:07.669	44.776	4.507	76.39	55.820	7
7	65	TBC	1 Jonathan DU TOIT	Chevrolet Nova	17	16:08.064	45.171	0.395	76.36	56.092	9
8	165	A	5 Simon LANE	Chevrolet Camaro	17	16:08.757	45.864	0.693	76.31	55.409	8
9	23	B	2 Peter LINDENBERG	Ford Shelby GT	17	16:14.224	51.331	5.467	75.88	56.029	15
10	22	A	6 Marcus BICKNELL	Ford Fusion ASCAR V8 Mk3	17	16:14.804	51.911	0.580	75.83	55.847	9
11	81	B	3 Robin GRAY	Pontiac Trans Am	16	15:23.565	1 Lap	1 Lap	75.33	55.689	10
12	196	A	7 Jon ELLISON	TVR Griffith 200	16	15:25.731	1 Lap	2.166	75.15	56.027	13
13	8	B	4 CHODOSH / CHODOSH	Chevrolet Corvette	16	15:31.100	1 Lap	5.369	74.72	56.156	13
14	76	A	8 Charles HOLMES	Gardner Douglas Cobra	16	15:31.347	1 Lap	0.247	74.70	55.998	9
15	29	C	2 Guy SAMUELS	MGB V8	16	15:32.999	1 Lap	1.652	74.57	55.813	16
16	41	B	5 Graham WALDEN	TVR Tuscan	16	15:34.283	1 Lap	1.284	74.47	55.962	16
17	57	C	3 Mark DU TOIT	Chevrolet Bel Air	16	15:37.527	1 Lap	3.244	74.21	56.922	4
18	97	A	9 Andrew KNIGHT	Pontiac ASCAR	16	15:39.761	1 Lap	2.234	74.03	55.919	9
19	28	B	6 Michael CAMPAGNE	Ford Galaxie	16	15:51.697	1 Lap	11.936	73.10	56.760	3
20	91	TBC	2 Max BOODIE	Ford Mustang	16	15:51.825	1 Lap	0.128	73.09	58.044	5
21	43	C	4 Jasper IZAAKS	Plymouth Fury	16	15:54.075	1 Lap	2.250	72.92	58.173	3
22	616	TBC	3 Armand ADRIAANS	Ford Mustang	16	15:55.756	1 Lap	1.681	72.79	57.625	16
23	74	C	5 CARTER / CARTER	MGB GT V8	16	16:08.247	1 Lap	12.491	71.85	57.779	6
24	37	C	6 Ken ANGELL	BMW 328i	16	16:16.826	1 Lap	8.579	71.22	59.088	6
25	191	B	7 Paige LINDENBERG	Ford Fairline	15	15:28.895	2 Laps	1 Lap	70.22	59.932	3
26	95	A	10 Dave STEWART	TVR Griffith	15	15:28.982	2 Laps	0.087	70.21	57.103	5
27	1	B	8 Mark BOWD	Ford GT40	15	15:44.552	2 Laps	15.570	69.05	59.878	6
28	129	C	7 Chris WILSON	Dodge Dart	14	16:17.297	3 Laps	1 Lap	62.29	1:06.248	3

### NOT CLASSIFIED

DNF	19	A	Rikki CANN	Aston Martin V8	10	11:33.929	7 Laps	4 Laps	62.66	55.831	4
DNF	157	B	Tony PAXMAN	Ford Escort Mk1	9	8:39.346	8 Laps	1 Lap	75.35	56.129	6
DNF	84	C	Peter SAMUELS	MGB GT V8	2	2:10.009	15 Laps	7 Laps	66.89	58.268	2
DNF	9	B	ROBINSON / ROBINSON	Chevrolet Camaro	1	1:06.030	16 Laps	1 Lap	65.85	1:06.030	1
DNF	77	C	Barry HOLMES	MGB GT V8	0						

### FASTEST LAP

99	A	Michael SAUNDERS	Ford Escort Mexico	10	53.096	81.90 mph	131.80 kph
88	C	Simon CRIPPS	MGB Roadster	10	54.021	80.49 mph	129.54 kph
80	B	Mathew SMITH	TVR Chimaera	7	54.395	79.94 mph	128.65 kph
65	TBC	Jonathan DU TOIT	Chevrolet Nova	9	56.092	77.52 mph	124.76 kph

Weather / Track : Sunny / Dry

These results are provisional until the conclusion of any judicial and technical matters.

Brands Hatch Indy

Circuit Length = 1.2079 miles

Start: 14:22 Flag 14:37 End: 14:39

Clerk Of Course :	Timekeeper :
-------------------	--------------

# Bernie's V8s (featuring classic US muscle cars)

## RACE 3 - LAP CHART

LAP 1 @ 14:23:25.954			LAP 2 @ 14:24:19.455			LAP 3 @ 14:25:12.845			LAP 4 @ 14:26:06.146			LAP 5 @ 14:27:00.109		
NO	BEHIND	LAP TIME	NO	BEHIND	LAP TIME	NO	BEHIND	LAP TIME	NO	BEHIND	LAP TIME	NO	BEHIND	LAP TIME
99		57.056	99		53.501	99		53.390	99		53.301	99		53.963
39	0.222	57.278	39	0.592	53.871	39	0.418	53.216	39	0.216	53.099	39	0.164	53.911
2	2.248	59.304	2	3.685	54.938	2	4.922	54.627	2	6.179	54.558	2	6.662	54.446
80	2.846	59.902	80	4.468	55.123	80	6.059	54.981	80	7.417	54.659	80	8.511	55.057
22	3.993	1:01.049	22	6.691	56.199	22	9.981	56.680	22	12.982	56.302	129	1 Lap	1:08.028
61	4.797	1:01.853	61	7.406	56.110	61	10.335	56.319	61	13.239	56.205	61	16.003	56.727
65	4.964	1:02.020	65	7.933	56.470	65	10.844	56.301	65	13.868	56.325	65	16.477	56.572
41	5.360	1:02.416	41	8.287	56.428	41	11.531	56.634	41	14.312	56.082	41	17.527	57.178
165	5.721	1:02.777	165	8.799	56.579	165	11.987	56.578	165	14.786	56.100	22	18.087	59.068
157	6.393	1:03.449	97	9.825	56.252	97	12.439	56.004	97	15.394	56.256	165	18.181	57.358
23	6.425	1:03.481	23	10.208	57.284	23	12.946	56.128	23	16.204	56.559	97	18.607	57.176
97	7.074	1:04.130	157	11.169	58.277	157	14.790	57.011	157	18.406	56.917	23	18.883	56.642
57	7.757	1:04.813	196	12.109	57.079	196	15.446	56.727	196	18.983	56.838	157	21.086	56.643
196	8.531	1:05.587	57	12.149	57.893	57	16.665	57.906	57	20.286	56.922	196	21.368	56.348
9	8.974	1:06.030	91	14.950	58.472	19	2 Laps	3:00.996 P	88	22.109	56.070	88	22.769	54.623
91	9.979	1:07.035	28	15.314	58.039	28	18.684	56.760	28	23.244	57.861	57	23.933	57.610
43	10.408	1:07.464	43	16.121	59.214	88	19.340	54.971	19	2 Laps	59.701	19	2 Laps	56.032
28	10.776	1:07.832	95	17.390	59.662	91	20.074	58.514	91	25.147	58.374	28	26.753	57.472
95	11.229	1:08.285	8	17.610	59.680	43	20.904	58.173	95	26.283	58.031	91	29.228	58.044
8	11.431	1:08.487	88	17.759	56.914	81	21.457	56.986	81	26.698	58.542	95	29.423	57.103
81	11.988	1:09.044	81	17.861	59.374	95	21.553	57.553	43	26.841	59.238	81	29.432	56.697
616	12.819	1:09.875	616	19.129	59.811	8	22.023	57.803	8	27.180	58.458	8	29.997	56.780
76	12.936	1:09.992	76	19.137	59.702	76	22.386	56.639	76	27.712	58.627	76	32.402	58.653
88	14.346	1:11.402	84	19.452	58.268	616	24.236	58.497	616	28.764	57.829	43	32.584	59.706
191	14.384	1:11.440	29	20.608	59.312	29	24.727	57.509	29	29.102	57.676	616	33.470	58.669
84	14.685	1:11.741	191	22.432	1:01.549	191	28.974	59.932	191	35.649	59.976	29	33.806	58.667
29	14.797	1:11.853	37	23.835	1:01.179	74	30.489	59.901	74	35.889	58.701	74	41.606	59.680
37	16.157	1:13.213	74	23.978	1:00.891	37	31.081	1:00.636	37	37.527	59.747	191	43.099	1:01.413
74	16.588	1:13.644	1	25.080	1:01.280	1	32.467	1:00.777	1	39.133	59.967	37	43.636	1:00.072
1	17.301	1:14.357	129	35.162	1:07.998	129	48.020	1:06.248				1	45.470	1:00.300
129	20.665	1:17.721												

Weather / Track : Sunny / Dry



# Bernie's V8s (featuring classic US muscle cars)

## RACE 3 - LAP CHART

LAP 6 @ 14:27:53.956			LAP 7 @ 14:28:47.201			LAP 8 @ 14:29:41.299			LAP 9 @ 14:30:36.501			LAP 10 @ 14:31:29.597		
NO	BEHIND	LAP TIME	NO	BEHIND	LAP TIME	NO	BEHIND	LAP TIME	NO	BEHIND	LAP TIME	NO	BEHIND	LAP TIME
99		53.847	99		53.245	99		54.098	99		55.202	99		53.096
39	1.215	54.898	39	3.114	55.144	37	1 Lap	59.804	74	1 Lap	1:00.438	39	4.745	53.857
2	8.314	55.499	2	9.821	54.752	191	1 Lap	1:00.631	129	2 Laps	1:09.180	74	1 Lap	59.235
80	9.271	54.607	80	10.421	54.395	39	4.075	55.059	39	3.984	55.111	37	1 Lap	59.793
61	19.276	57.120	61	21.851	55.820	1	1 Lap	1:01.712	37	1 Lap	1:00.371	80	15.304	56.343
65	19.668	57.038	65	22.703	56.280	2	11.551	55.828	191	1 Lap	1:01.420	2	17.410	58.329
41	20.121	56.441	41	24.420	57.544	80	11.856	55.533	1	1 Lap	1:00.320	191	1 Lap	1:02.952
165	20.632	56.298	165	24.459	57.072	61	23.735	55.982	80	12.057	55.403	129	2 Laps	1:09.017
97	21.239	56.479	88	24.915	54.905	65	24.715	56.110	2	12.177	55.828	1	1 Lap	1:02.121
23	21.528	56.492	97	25.297	57.303	165	25.770	55.409	95	1 Lap	1:35.166	88	26.529	54.021
22	23.079	58.839	23	25.528	57.245	88	26.024	55.207	61	24.739	56.206	61	28.246	56.603
88	23.255	54.333	157	26.841	56.718	97	27.216	56.017	88	25.604	54.782	65	29.123	56.614
157	23.368	56.129	22	27.333	57.499	41	28.541	58.219	65	25.605	56.092	165	29.583	56.069
129	1 Lap	1:10.232	196	29.307	56.906	23	28.906	57.476	165	26.610	56.042	97	33.619	58.782
196	25.646	58.125	19	2 Laps	56.038	157	29.861	57.118	97	27.933	55.919	95	1 Lap	1:03.252
57	27.081	56.995	57	31.586	57.750	22	30.450	57.215	41	29.588	56.249	23	35.065	57.945
19	2 Laps	55.831	28	34.468	57.613	196	32.263	57.054	23	30.216	56.512	22	37.232	59.233
28	30.100	57.194	81	34.958	56.164	19	2 Laps	56.307	22	31.095	55.847	196	37.697	57.277
81	32.039	56.454	95	37.788	58.224	57	34.745	57.257	157	31.743	57.084	19	2 Laps	57.305
8	32.641	56.491	8	37.990	58.594	81	36.884	56.024	196	33.516	56.455	81	40.102	55.689
95	32.809	57.233	76	38.351	56.706	28	39.662	59.292	19	2 Laps	56.958	57	42.597	58.471
91	34.764	59.383	29	41.814	57.168	8	41.089	57.197	57	37.222	57.679	8	47.365	58.162
76	34.890	56.335	91	42.036	1:00.517	76	42.164	57.911	81	37.509	55.827	76	47.707	57.843
43	37.775	59.038	43	43.758	59.228	29	44.008	56.292	28	42.100	57.640	28	47.775	58.771
29	37.891	57.932	129	1 Lap	1:11.962	91	47.221	59.283	8	42.299	56.412	29	48.807	57.087
616	38.683	59.060	616	44.217	58.779	43	49.045	59.385	76	42.960	55.998	41	49.740	1:13.248
74	45.538	57.779	74	50.184	57.891	616	49.447	59.328	29	44.816	56.010			
37	48.877	59.088							91	50.803	58.784			
191	49.800	1:00.548							43	52.249	58.406			
1	51.501	59.878							616	53.013	58.768			

Weather / Track : Sunny / Dry

Results can be found at [www.tsl-timing.com](http://www.tsl-timing.com)

Page 2 of 4

Brands Hatch Indy  
 Circuit Length = 1.2079 miles  
 Start: 14:22 Flag 14:37 End: 14:39

Printed - 14:44 Saturday, 01 June 2019

# Bernie's V8s (featuring classic US muscle cars)

## RACE 3 - LAP CHART

LAP 11 @ 14:32:26.177			LAP 12 @ 14:33:19.692			LAP 13 @ 14:34:13.438			LAP 14 @ 14:35:07.795			LAP 15 @ 14:36:03.326		
NO	BEHIND	LAP TIME	NO	BEHIND	LAP TIME	NO	BEHIND	LAP TIME	NO	BEHIND	LAP TIME	NO	BEHIND	LAP TIME
99		56.580	99		53.515	99		53.746	99		54.357	99		55.531
91	1 Lap	59.382	28	1 Lap	1:04.236	41	1 Lap	56.836	76	1 Lap	57.012	97	1 Lap	1:00.781
43	1 Lap	59.774	39	5.034	55.412	39	6.562	55.274	29	1 Lap	56.533	8	1 Lap	58.371
616	1 Lap	59.560	91	1 Lap	59.461	28	1 Lap	1:01.592	41	1 Lap	56.383	57	1 Lap	59.621
39	3.137	54.972	43	1 Lap	59.224	91	1 Lap	58.631	39	7.784	55.579	76	1 Lap	57.517
74	1 Lap	58.481	616	1 Lap	1:00.008	43	1 Lap	59.081	129	3 Laps	1:09.256	29	1 Lap	56.394
80	14.278	55.554	74	1 Lap	58.312	616	1 Lap	59.877	28	1 Lap	59.436	41	1 Lap	56.393
2	16.372	55.542	80	15.757	54.994	80	17.100	55.089	91	1 Lap	58.865	39	7.315	55.062
37	1 Lap	1:00.032	2	18.175	55.318	74	1 Lap	58.824	43	1 Lap	58.609	28	1 Lap	59.404
191	1 Lap	1:00.497	37	1 Lap	59.950	2	20.225	55.796	80	18.769	56.026	80	18.989	55.751
1	1 Lap	1:02.857	191	1 Lap	1:00.326	37	1 Lap	59.563	616	1 Lap	1:00.058	91	1 Lap	58.794
88	28.939	58.990	88	30.965	55.541	88	33.270	56.051	2	23.273	57.405	43	1 Lap	59.356
61	30.398	58.732	61	33.395	56.512	61	36.771	57.122	74	1 Lap	59.951	2	24.844	57.102
65	30.999	58.456	65	34.023	56.539	65	37.038	56.761	37	1 Lap	1:00.057	616	1 Lap	59.527
165	31.882	58.879	165	36.224	57.857	165	38.682	56.204	88	34.695	55.782	74	1 Lap	58.274
129	2 Laps	1:11.254	1	1 Lap	1:04.411	191	1 Lap	1:03.164	61	38.333	55.919	129	3 Laps	1:10.988
97	36.239	59.200	23	39.757	57.032	23	42.882	56.871	65	39.280	56.599	88	35.027	55.863
23	36.240	57.755	22	40.983	56.922	22	43.507	56.270	165	40.010	55.685	37	1 Lap	1:00.020
22	37.576	56.924	196	41.421	56.408	196	43.702	56.027	23	45.479	56.954	61	39.150	56.348
196	38.528	57.411	19	2 Laps	57.154	1	1 Lap	1:02.759	22	45.796	56.646	65	40.264	56.515
19	2 Laps	57.607	81	43.530	56.960	81	47.037	57.253	196	45.964	56.619	165	41.094	56.615
81	40.085	56.563	97	44.836	1:02.112	97	50.464	59.374	191	1 Lap	1:02.029	23	45.977	56.029
95	1 Lap	1:04.327	95	1 Lap	59.082	95	1 Lap	57.570	81	50.048	57.368	22	47.184	56.919
57	43.410	57.393	57	47.968	58.073	57	51.948	57.726	95	1 Lap	57.939	81	51.218	56.701
8	47.977	57.192	8	50.684	56.222	8	53.094	56.156	1	1 Lap	1:03.358	191	1 Lap	1:01.125
76	48.586	57.459	76	51.156	56.085									
29	51.000	58.773	129	2 Laps	1:10.337									
41	52.380	59.220	29	53.586	56.101									

Weather / Track : Sunny / Dry

Results can be found at [www.tsl-timing.com](http://www.tsl-timing.com)

Page 3 of 4

Brands Hatch Indy  
 Circuit Length = 1.2079 miles  
 Start: 14:22 Flag 14:37 End: 14:39

Printed - 14:44 Saturday, 01 June 2019

## Bernie's V8s (featuring classic US muscle cars)

### RACE 3 - LAP CHART

LAP 16 @ 14:36:56.875			LAP 17 @ 14:37:51.791		
NO	BEHIND	LAP TIME	NO	BEHIND	LAP TIME
99		53.549	99		54.916
196	1 Lap	1:03.366	81	1 Lap	57.919
95	2 Laps	57.694	196	1 Lap	57.504
8	1 Lap	58.258	191	2 Laps	1:01.893
76	1 Lap	57.992	95	2 Laps	57.861
29	1 Lap	59.879	8	1 Lap	56.837
41	1 Lap	59.050	76	1 Lap	56.876
57	1 Lap	1:02.911	29	1 Lap	55.813
39	11.345	57.579	39	11.334	54.905
1	2 Laps	1:05.410	41	1 Lap	55.962
97	1 Lap	1:04.396	57	1 Lap	58.507
80	20.524	55.084	97	1 Lap	59.580
28	1 Lap	59.438	80	20.639	55.031
91	1 Lap	59.367	1	2 Laps	1:05.045
2	26.896	55.601	28	1 Lap	59.117
43	1 Lap	59.035	2	28.870	56.890
616	1 Lap	58.485	91	1 Lap	58.919
74	1 Lap	1:03.143	43	1 Lap	59.144
88	37.834	56.356	616	1 Lap	57.625
129	3 Laps	1:07.146	88	40.269	57.351
61	42.161	56.560	61	44.776	57.531
65	43.167	56.452	65	45.171	56.920
165	43.942	56.397	74	1 Lap	1:03.102
37	1 Lap	1:02.178	165	45.864	56.838
23	49.207	56.779	23	51.331	57.040
22	49.948	56.313	22	51.911	56.879
			37	1 Lap	1:01.123
			129	3 Laps	1:07.930

Weather / Track : Sunny / Dry

Results can be found at [www.tsl-timing.com](http://www.tsl-timing.com)

Page 4 of 4

Brands Hatch Indy  
Circuit Length = 1.2079 miles  
Start: 14:22 Flag 14:37 End: 14:39

Printed - 14:44 Saturday, 01 June 2019

# Bernie's V8s (featuring classic US muscle cars)

## RACE 3 - LAP ANALYSIS

DIFF = Difference To Personal Best Lap

<b>P1 99 Michael SAUNDERS</b>				
LAP	LAP TIME	DIFF	MPH	TIME OF DAY
1 -	57.056	3.960	76.21	14:23:25.954
2 -	53.501	0.405	81.28	14:24:19.455
3 -	53.390	0.294	81.44	14:25:12.845
4 -	53.301 (3)	0.205	81.58	14:26:06.146
5 -	53.963	0.867	80.58	14:27:00.109
6 -	53.847	0.751	80.75	14:27:53.956
7 -	53.245 (2)	0.149	81.67	14:28:47.201
8 -	54.098	1.002	80.38	14:29:41.299
9 -	55.202	2.106	78.77	14:30:36.501
10 -	<b>53.096 (1)</b>		<b>81.90</b>	<b>14:31:29.597</b>
11 -	56.580	3.484	76.85	14:32:26.177
12 -	53.515	0.419	81.25	14:33:19.692
13 -	53.746	0.650	80.91	14:34:13.438
14 -	54.357	1.261	80.00	14:35:07.795
15 -	55.531	2.435	78.30	14:36:03.326
16 -	53.549	0.453	81.20	14:36:56.875
17 -	54.916	1.820	79.18	14:37:51.791

<b>P2 39 LIM / JAMES</b>				
LAP	LAP TIME	DIFF	MPH	TIME OF DAY
1 -	57.278	4.179	75.92	14:23:26.176
2 -	53.871	0.772	80.72	14:24:20.047
3 -	53.216 (2)	0.117	81.71	14:25:13.263
4 -	<b>53.099 (1)</b>		<b>81.89</b>	<b>14:26:06.362</b>
5 -	53.911	0.812	80.66	14:27:00.273
6 -	54.898	1.799	79.21	14:27:55.171
7 -	55.144	2.045	78.85	14:28:50.315
8 -	55.059	1.960	78.98	14:29:45.374
9 -	55.111	2.012	78.90	14:30:40.485
10 -	53.857 (3)	0.758	80.74	14:31:34.342
11 -	54.972	1.873	79.10	14:32:29.314
12 -	55.412	2.313	78.47	14:33:24.726
13 -	55.274	2.175	78.67	14:34:20.000
14 -	55.579	2.480	78.24	14:35:15.579
15 -	55.062	1.963	78.97	14:36:10.641
16 -	57.579	4.480	75.52	14:37:08.220
17 -	54.905	1.806	79.20	14:38:03.125

<b>P3 80 Mathew SMITH</b>				
LAP	LAP TIME	DIFF	MPH	TIME OF DAY
1 -	59.902	5.507	72.59	14:23:28.800
2 -	55.123	0.728	78.88	14:24:23.923
3 -	54.981	0.586	79.09	14:25:18.904
4 -	54.659 (3)	0.264	79.55	14:26:13.563
5 -	55.057	0.662	78.98	14:27:08.620
6 -	54.607 (2)	0.212	79.63	14:28:03.227
7 -	<b>54.395 (1)</b>		<b>79.94</b>	<b>14:28:57.622</b>
8 -	55.533	1.138	78.30	14:29:53.155
9 -	55.403	1.008	78.49	14:30:48.558
10 -	56.343	1.948	77.18	14:31:44.901
11 -	55.554	1.159	78.27	14:32:40.455
12 -	54.994	0.599	79.07	14:33:35.449
13 -	55.089	0.694	78.93	14:34:30.538
14 -	56.026	1.631	77.61	14:35:26.564
15 -	55.751	1.356	78.00	14:36:22.315
16 -	55.084	0.689	78.94	14:37:17.399
17 -	55.031	0.636	79.02	14:38:12.430

DIFF = Difference To Personal Best Lap

<b>P4 2 Tim DAVIS</b>				
LAP	LAP TIME	DIFF	MPH	TIME OF DAY
1 -	59.304	4.858	73.32	14:23:28.202
2 -	54.938	0.492	79.15	14:24:23.140
3 -	54.627 (3)	0.181	79.60	14:25:17.767
4 -	54.558 (2)	0.112	79.70	14:26:12.325
5 -	<b>54.446 (1)</b>		<b>79.87</b>	<b>14:27:06.771</b>
6 -	55.499	1.053	78.35	14:28:02.270
7 -	54.752	0.306	79.42	14:28:57.022
8 -	55.828	1.382	77.89	14:29:52.850
9 -	55.828	1.382	77.89	14:30:48.678
10 -	58.329	3.883	74.55	14:31:47.007
11 -	55.542	1.096	78.29	14:32:42.549
12 -	55.318	0.872	78.61	14:33:37.867
13 -	55.796	1.350	77.93	14:34:33.663
14 -	57.405	2.959	75.75	14:35:31.068
15 -	57.102	2.656	76.15	14:36:28.170
16 -	55.601	1.155	78.21	14:37:23.771
17 -	56.890	2.444	76.43	14:38:20.661

<b>P5 88 Simon CRIPPS</b>				
LAP	LAP TIME	DIFF	MPH	TIME OF DAY
1 -	1:11.402	17.381	60.90	14:23:40.300
2 -	56.914	2.893	76.40	14:24:37.214
3 -	54.971	0.950	79.10	14:25:32.185
4 -	56.070	2.049	77.55	14:26:28.255
5 -	54.623 (3)	0.602	79.61	14:27:22.878
6 -	54.333 (2)	0.312	80.03	14:28:17.211
7 -	54.905	0.884	79.20	14:29:12.116
8 -	55.207	1.186	78.76	14:30:07.323
9 -	54.782	0.761	79.38	14:31:02.105
10 -	<b>54.021 (1)</b>		<b>80.49</b>	<b>14:31:56.126</b>
11 -	58.990	4.969	73.71	14:32:55.116
12 -	55.541	1.520	78.29	14:33:50.657
13 -	56.051	2.030	77.58	14:34:46.708
14 -	55.782	1.761	77.95	14:35:42.490
15 -	55.863	1.842	77.84	14:36:38.353
16 -	56.356	2.335	77.16	14:37:34.709
17 -	57.351	3.330	75.82	14:38:32.060

<b>P6 61 William BRYAN</b>				
LAP	LAP TIME	DIFF	MPH	TIME OF DAY
1 -	1:01.853	6.033	70.30	14:23:30.751
2 -	56.110	0.290	77.50	14:24:26.861
3 -	56.319	0.499	77.21	14:25:23.180
4 -	56.205	0.385	77.37	14:26:19.385
5 -	56.727	0.907	76.65	14:27:16.112
6 -	57.120	1.300	76.13	14:28:13.232
7 -	<b>55.820 (1)</b>		<b>77.90</b>	<b>14:29:09.052</b>
8 -	55.982 (3)	0.162	77.67	14:30:05.034
9 -	56.206	0.386	77.36	14:31:01.240
10 -	56.603	0.783	76.82	14:31:57.843
11 -	58.732	2.912	74.04	14:32:56.575
12 -	56.512	0.692	76.95	14:33:53.087
13 -	57.122	1.302	76.12	14:34:50.209
14 -	55.919 (2)	0.099	77.76	14:35:46.128
15 -	56.348	0.528	77.17	14:36:42.476
16 -	56.560	0.740	76.88	14:37:39.036
17 -	57.531	1.711	75.58	14:38:36.567

Weather / Track : Sunny / Dry

Brands Hatch Indy  
Circuit Length = 1.2079 miles  
Start: 14:22 Flag 14:37 End: 14:39

# Bernie's V8s (featuring classic US muscle cars)

## RACE 3 - LAP ANALYSIS

DIFF = Difference To Personal Best Lap

<b>P7 65 Jonathan DU TOIT</b>				
LAP	LAP TIME	DIFF	MPH	TIME OF DAY
1 -	1:02.020	5.928	70.11	14:23:30.918
2 -	56.470	0.378	77.00	14:24:27.388
3 -	56.301	0.209	77.23	14:25:23.689
4 -	56.325	0.233	77.20	14:26:20.014
5 -	56.572	0.480	76.86	14:27:16.586
6 -	57.038	0.946	76.24	14:28:13.624
7 -	56.280 (3)	0.188	77.26	14:29:09.904
8 -	56.110 (2)	0.018	77.50	14:30:06.014
9 -	<b>56.092 (1)</b>		<b>77.52</b>	<b>14:31:02.106</b>
10 -	56.614	0.522	76.81	14:31:58.720
11 -	58.456	2.364	74.39	14:32:57.176
12 -	56.539	0.447	76.91	14:33:53.715
13 -	56.761	0.669	76.61	14:34:50.476
14 -	56.599	0.507	76.83	14:35:47.075
15 -	56.515	0.423	76.94	14:36:43.590
16 -	56.452	0.360	77.03	14:37:40.042
17 -	56.920	0.828	76.39	14:38:36.962

<b>P8 165 Simon LANE</b>				
LAP	LAP TIME	DIFF	MPH	TIME OF DAY
1 -	1:02.777	7.368	69.27	14:23:31.675
2 -	56.579	1.170	76.85	14:24:28.254
3 -	56.578	1.169	76.86	14:25:24.832
4 -	56.100	0.691	77.51	14:26:20.932
5 -	57.358	1.949	75.81	14:27:18.290
6 -	56.298	0.889	77.24	14:28:14.588
7 -	57.072	1.663	76.19	14:29:11.660
8 -	<b>55.409 (1)</b>		<b>78.48</b>	<b>14:30:07.069</b>
9 -	56.042 (3)	0.633	77.59	14:31:03.111
10 -	56.069	0.660	77.55	14:31:59.180
11 -	58.879	3.470	73.85	14:32:58.059
12 -	57.857	2.448	75.16	14:33:55.916
13 -	56.204	0.795	77.37	14:34:52.120
14 -	55.685 (2)	0.276	78.09	14:35:47.805
15 -	56.615	1.206	76.81	14:36:44.420
16 -	56.397	0.988	77.10	14:37:40.817
17 -	56.838	1.429	76.50	14:38:37.655

<b>P9 23 Peter LINDENBERG</b>				
LAP	LAP TIME	DIFF	MPH	TIME OF DAY
1 -	1:03.481	7.452	68.50	14:23:32.379
2 -	57.284	1.255	75.91	14:24:29.663
3 -	56.128 (2)	0.099	77.47	14:25:25.791
4 -	56.559	0.530	76.88	14:26:22.350
5 -	56.642	0.613	76.77	14:27:18.992
6 -	56.492 (3)	0.463	76.97	14:28:15.484
7 -	57.245	1.216	75.96	14:29:12.729
8 -	57.476	1.447	75.65	14:30:10.205
9 -	56.512	0.483	76.95	14:31:06.717
10 -	57.945	1.916	75.04	14:32:04.662
11 -	57.755	1.726	75.29	14:33:02.417
12 -	57.032	1.003	76.24	14:33:59.449
13 -	56.871	0.842	76.46	14:34:56.320
14 -	56.954	0.925	76.35	14:35:53.274
15 -	<b>56.029 (1)</b>		<b>77.61</b>	<b>14:36:49.303</b>
16 -	56.779	0.750	76.58	14:37:46.082
17 -	57.040	1.011	76.23	14:38:43.122

DIFF = Difference To Personal Best Lap

<b>P10 22 Marcus BICKNELL</b>				
LAP	LAP TIME	DIFF	MPH	TIME OF DAY
1 -	1:01.049	5.202	71.23	14:23:29.947
2 -	56.199 (2)	0.352	77.37	14:24:26.146
3 -	56.680	0.833	76.72	14:25:22.826
4 -	56.302	0.455	77.23	14:26:19.128
5 -	59.068	3.221	73.62	14:27:18.196
6 -	58.839	2.992	73.90	14:28:17.035
7 -	57.499	1.652	75.62	14:29:14.534
8 -	57.215	1.368	76.00	14:30:11.749
9 -	<b>55.847 (1)</b>		<b>77.86</b>	<b>14:31:07.596</b>
10 -	59.233	3.386	73.41	14:32:06.829
11 -	56.924	1.077	76.39	14:33:03.753
12 -	56.922	1.075	76.39	14:34:00.675
13 -	56.270 (3)	0.423	77.28	14:34:56.945
14 -	56.646	0.799	76.76	14:35:53.591
15 -	56.919	1.072	76.39	14:36:50.510
16 -	56.313	0.466	77.22	14:37:46.823
17 -	56.879	1.032	76.45	14:38:43.702

<b>P11 81 Robin GRAY</b>				
LAP	LAP TIME	DIFF	MPH	TIME OF DAY
1 -	1:09.044	13.355	62.98	14:23:37.942
2 -	59.374	3.685	73.24	14:24:37.316
3 -	56.986	1.297	76.31	14:25:34.302
4 -	58.542	2.853	74.28	14:26:32.844
5 -	56.697	1.008	76.69	14:27:29.541
6 -	56.454	0.765	77.02	14:28:25.995
7 -	56.164	0.475	77.42	14:29:22.159
8 -	56.024 (3)	0.335	77.62	14:30:18.183
9 -	55.827 (2)	0.138	77.89	14:31:14.010
10 -	<b>55.689 (1)</b>		<b>78.08</b>	<b>14:32:09.699</b>
11 -	56.563	0.874	76.88	14:33:06.262
12 -	56.960	1.271	76.34	14:34:03.222
13 -	57.253	1.564	75.95	14:35:00.475
14 -	57.368	1.679	75.80	14:35:57.843
15 -	56.701	1.012	76.69	14:36:54.544
16 -	57.919	2.230	75.08	14:37:52.463

<b>P12 196 Jon ELLISON</b>				
LAP	LAP TIME	DIFF	MPH	TIME OF DAY
1 -	1:05.587	9.560	66.30	14:23:34.485
2 -	57.079	1.052	76.18	14:24:31.564
3 -	56.727	0.700	76.65	14:25:28.291
4 -	56.838	0.811	76.50	14:26:25.129
5 -	56.348 (2)	0.321	77.17	14:27:21.477
6 -	58.125	2.098	74.81	14:28:19.602
7 -	56.906	0.879	76.41	14:29:16.508
8 -	57.054	1.027	76.21	14:30:13.562
9 -	56.455	0.428	77.02	14:31:10.017
10 -	57.277	1.250	75.92	14:32:07.294
11 -	57.411	1.384	75.74	14:33:04.705
12 -	56.408 (3)	0.381	77.09	14:34:01.113
13 -	<b>56.027 (1)</b>		<b>77.61</b>	<b>14:34:57.140</b>
14 -	56.619	0.592	76.80	14:35:53.759
15 -	1:03.366	7.339	68.62	14:36:57.125
16 -	57.504	1.477	75.62	14:37:54.629

Weather / Track : Sunny / Dry

Brands Hatch Indy  
Circuit Length = 1.2079 miles  
Start: 14:22 Flag 14:37 End: 14:39

# Bernie's V8s (featuring classic US muscle cars)

## RACE 3 - LAP ANALYSIS

DIFF = Difference To Personal Best Lap

<b>P13 8 CHODOSH / CHODOSH</b>				
LAP	LAP TIME	DIFF	MPH	TIME OF DAY
1 -	1:08.487	12.331	63.49	14:23:37.385
2 -	59.680	3.524	72.86	14:24:37.065
3 -	57.803	1.647	75.23	14:25:34.868
4 -	58.458	2.302	74.38	14:26:33.326
5 -	56.780	0.624	76.58	14:27:30.106
6 -	56.491	0.335	76.97	14:28:26.597
7 -	58.594	2.438	74.21	14:29:25.191
8 -	57.197	1.041	76.02	14:30:22.388
9 -	56.412 (3)	0.256	77.08	14:31:18.800
10 -	58.162	2.006	74.76	14:32:16.962
11 -	57.192	1.036	76.03	14:33:14.154
12 -	56.222 (2)	0.066	77.34	14:34:10.376
<b>13 -</b>	<b>56.156 (1)</b>		<b>77.43</b>	<b>14:35:06.532</b>
14 -	58.371	2.215	74.49	14:36:04.903
15 -	58.258	2.102	74.64	14:37:03.161
16 -	56.837	0.681	76.51	14:37:59.998

<b>P14 76 Charles HOLMES</b>				
LAP	LAP TIME	DIFF	MPH	TIME OF DAY
1 -	1:09.992	13.994	62.12	14:23:38.890
2 -	59.702	3.704	72.83	14:24:38.592
3 -	56.639	0.641	76.77	14:25:35.231
4 -	58.627	2.629	74.17	14:26:33.858
5 -	58.653	2.655	74.14	14:27:32.511
6 -	56.335 (3)	0.337	77.19	14:28:28.846
7 -	56.706	0.708	76.68	14:29:25.552
8 -	57.911	1.913	75.09	14:30:23.463
<b>9 -</b>	<b>55.998 (1)</b>		<b>77.65</b>	<b>14:31:19.461</b>
10 -	57.843	1.845	75.17	14:32:17.304
11 -	57.459	1.461	75.68	14:33:14.763
12 -	56.085 (2)	0.087	77.53	14:34:10.848
13 -	57.012	1.014	76.27	14:35:07.860
14 -	57.517	1.519	75.60	14:36:05.377
15 -	57.992	1.994	74.98	14:37:03.369
16 -	56.876	0.878	76.45	14:38:00.245

<b>P15 29 Guy SAMUELS</b>				
LAP	LAP TIME	DIFF	MPH	TIME OF DAY
1 -	1:11.853	16.040	60.52	14:23:40.751
2 -	59.312	3.499	73.31	14:24:40.063
3 -	57.509	1.696	75.61	14:25:37.572
4 -	57.676	1.863	75.39	14:26:35.248
5 -	58.667	2.854	74.12	14:27:33.915
6 -	57.932	2.119	75.06	14:28:31.847
7 -	57.168	1.355	76.06	14:29:29.015
8 -	56.292	0.479	77.25	14:30:25.307
9 -	56.010 (2)	0.197	77.63	14:31:21.317
10 -	57.087	1.274	76.17	14:32:18.404
11 -	58.773	2.960	73.98	14:33:17.177
12 -	56.101 (3)	0.288	77.51	14:34:13.278
13 -	56.533	0.720	76.92	14:35:09.811
14 -	56.394	0.581	77.11	14:36:06.205
15 -	59.879	4.066	72.62	14:37:06.084
<b>16 -</b>	<b>55.813 (1)</b>		<b>77.91</b>	<b>14:38:01.897</b>

<b>P16 41 Graham WALDEN</b>				
LAP	LAP TIME	DIFF	MPH	TIME OF DAY
1 -	1:02.416	6.454	69.67	14:23:31.314
2 -	56.428	0.466	77.06	14:24:27.742

DIFF = Difference To Personal Best Lap

3 -	56.634	0.672	76.78	14:25:24.376
4 -	56.082 (2)	0.120	77.54	14:26:20.458
5 -	57.178	1.216	76.05	14:27:17.636
6 -	56.441	0.479	77.04	14:28:14.077
7 -	57.544	1.582	75.57	14:29:11.621
8 -	58.219	2.257	74.69	14:30:09.840
9 -	56.249 (3)	0.287	77.30	14:31:06.089
10 -	1:13.248	17.286	59.36	14:32:19.337
11 -	59.220	3.258	73.43	14:33:18.557
12 -	56.836	0.874	76.51	14:34:15.393
13 -	56.383	0.421	77.12	14:35:11.776
14 -	56.393	0.431	77.11	14:36:08.169
15 -	59.050	3.088	73.64	14:37:07.219
<b>16 -</b>	<b>55.962 (1)</b>		<b>77.70</b>	<b>14:38:03.181</b>

<b>P17 57 Mark DU TOIT</b>				
LAP	LAP TIME	DIFF	MPH	TIME OF DAY
1 -	1:04.813	7.891	67.09	14:23:33.711
2 -	57.893	0.971	75.11	14:24:31.604
3 -	57.906	0.984	75.09	14:25:29.510
<b>4 -</b>	<b>56.922 (1)</b>		<b>76.39</b>	<b>14:26:26.432</b>
5 -	57.610	0.688	75.48	14:27:24.042
6 -	56.995 (2)	0.073	76.29	14:28:21.037
7 -	57.750	0.828	75.30	14:29:18.787
8 -	57.257 (3)	0.335	75.94	14:30:16.044
9 -	57.679	0.757	75.39	14:31:13.723
10 -	58.471	1.549	74.37	14:32:12.194
11 -	57.393	0.471	75.76	14:33:09.587
12 -	58.073	1.151	74.88	14:34:07.660
13 -	57.726	0.804	75.33	14:35:05.386
14 -	59.621	2.699	72.93	14:36:05.007
15 -	1:02.911	5.989	69.12	14:37:07.918
16 -	58.507	1.585	74.32	14:38:06.425

<b>P18 97 Andrew KNIGHT</b>				
LAP	LAP TIME	DIFF	MPH	TIME OF DAY
1 -	1:04.130	8.211	67.80	14:23:33.028
2 -	56.252	0.333	77.30	14:24:29.280
3 -	56.004 (2)	0.085	77.64	14:25:25.284
4 -	56.256	0.337	77.30	14:26:21.540
5 -	57.176	1.257	76.05	14:27:18.716
6 -	56.479	0.560	76.99	14:28:15.195
7 -	57.303	1.384	75.88	14:29:12.498
8 -	56.017 (3)	0.098	77.63	14:30:08.515
<b>9 -</b>	<b>55.919 (1)</b>		<b>77.76</b>	<b>14:31:04.434</b>
10 -	58.782	2.863	73.97	14:32:03.216
11 -	59.200	3.281	73.45	14:33:02.416
12 -	1:02.112	6.193	70.01	14:34:04.528
13 -	59.374	3.455	73.24	14:35:03.902
14 -	1:00.781	4.862	71.54	14:36:04.683
15 -	1:04.396	8.477	67.52	14:37:09.079
16 -	59.580	3.661	72.98	14:38:08.659

<b>P19 28 Michael CAMPAGNE</b>				
LAP	LAP TIME	DIFF	MPH	TIME OF DAY
1 -	1:07.832	11.072	64.10	14:23:36.730
2 -	58.039	1.279	74.92	14:24:34.769
<b>3 -</b>	<b>56.760 (1)</b>		<b>76.61</b>	<b>14:25:31.529</b>
4 -	57.861	1.101	75.15	14:26:29.390
5 -	57.472 (3)	0.712	75.66	14:27:26.862
6 -	57.194 (2)	0.434	76.03	14:28:24.056
7 -	57.613	0.853	75.47	14:29:21.669

Weather / Track : Sunny / Dry

Brands Hatch Indy  
Circuit Length = 1.2079 miles  
Start: 14:22 Flag 14:37 End: 14:39

# Bernie's V8s (featuring classic US muscle cars)

## RACE 3 - LAP ANALYSIS

DIFF = Difference To Personal Best Lap

8 -	59.292	2.532	73.34	14:30:20.961
9 -	57.640	0.880	75.44	14:31:18.601
10 -	58.771	2.011	73.99	14:32:17.372
11 -	1:04.236	7.476	67.69	14:33:21.608
12 -	1:01.592	4.832	70.60	14:34:23.200
13 -	59.436	2.676	73.16	14:35:22.636
14 -	59.404	2.644	73.20	14:36:22.040
15 -	59.438	2.678	73.16	14:37:21.478
16 -	59.117	2.357	73.55	14:38:20.595

### P20 91 Max BOODIE

LAP	LAP TIME	DIFF	MPH	TIME OF DAY
1 -	1:07.035	8.991	64.87	14:23:35.933
2 -	58.472 (3)	0.428	74.37	14:24:34.405
3 -	58.514	0.470	74.31	14:25:32.919
4 -	58.374 (2)	0.330	74.49	14:26:31.293
5 -	<b>58.044 (1)</b>		<b>74.91</b>	<b>14:27:29.337</b>
6 -	59.383	1.339	73.22	14:28:28.720
7 -	1:00.517	2.473	71.85	14:29:29.237
8 -	59.283	1.239	73.35	14:30:28.520
9 -	58.784	0.740	73.97	14:31:27.304
10 -	59.382	1.338	73.23	14:32:26.686
11 -	59.461	1.417	73.13	14:33:26.147
12 -	58.631	0.587	74.16	14:34:24.778
13 -	58.865	0.821	73.87	14:35:23.643
14 -	58.794	0.750	73.96	14:36:22.437
15 -	59.367	1.323	73.24	14:37:21.804
16 -	58.919	0.875	73.80	14:38:20.723

### P21 43 Jasper IZAAKS

LAP	LAP TIME	DIFF	MPH	TIME OF DAY
1 -	1:07.464	9.291	64.45	14:23:36.362
2 -	59.214	1.041	73.43	14:24:35.576
3 -	<b>58.173 (1)</b>		<b>74.75</b>	<b>14:25:33.749</b>
4 -	59.238	1.065	73.40	14:26:32.987
5 -	59.706	1.533	72.83	14:27:32.693
6 -	59.038	0.865	73.65	14:28:31.731
7 -	59.228	1.055	73.42	14:29:30.959
8 -	59.385	1.212	73.22	14:30:30.344
9 -	58.406 (2)	0.233	74.45	14:31:28.750
10 -	59.774	1.601	72.75	14:32:28.524
11 -	59.224	1.051	73.42	14:33:27.748
12 -	59.081	0.908	73.60	14:34:26.829
13 -	58.609 (3)	0.436	74.19	14:35:25.438
14 -	59.356	1.183	73.26	14:36:24.794
15 -	59.035	0.862	73.66	14:37:23.829
16 -	59.144	0.971	73.52	14:38:22.973

### P22 616 Armand ADRIAANS

LAP	LAP TIME	DIFF	MPH	TIME OF DAY
1 -	1:09.875	12.250	62.23	14:23:38.773
2 -	59.811	2.186	72.70	14:24:38.584
3 -	58.497	0.872	74.33	14:25:37.081
4 -	57.829 (2)	0.204	75.19	14:26:34.910
5 -	58.669	1.044	74.12	14:27:33.579
6 -	59.060	1.435	73.63	14:28:32.639
7 -	58.779	1.154	73.98	14:29:31.418
8 -	59.328	1.703	73.29	14:30:30.746
9 -	58.768	1.143	73.99	14:31:29.514
10 -	59.560	1.935	73.01	14:32:29.074
11 -	1:00.008	2.383	72.46	14:33:29.082
12 -	59.877	2.252	72.62	14:34:28.959

DIFF = Difference To Personal Best Lap

13 -	1:00.058	2.433	72.40	14:35:29.017
14 -	59.527	1.902	73.05	14:36:28.544
15 -	58.485 (3)	0.860	74.35	14:37:27.029
16 -	<b>57.625 (1)</b>		<b>75.46</b>	<b>14:38:24.654</b>

### P23 74 CARTER / CARTER

LAP	LAP TIME	DIFF	MPH	TIME OF DAY
1 -	1:13.644	15.865	59.04	14:23:42.542
2 -	1:00.891	3.112	71.41	14:24:43.433
3 -	59.901	2.122	72.59	14:25:43.334
4 -	58.701	0.922	74.08	14:26:42.035
5 -	59.680	1.901	72.86	14:27:41.715
6 -	<b>57.779 (1)</b>		<b>75.26</b>	<b>14:28:39.494</b>
7 -	57.891 (2)	0.112	75.11	14:29:37.385
8 -	1:00.438	2.659	71.95	14:30:37.823
9 -	59.235	1.456	73.41	14:31:37.058
10 -	58.481	0.702	74.35	14:32:35.539
11 -	58.312	0.533	74.57	14:33:33.851
12 -	58.824	1.045	73.92	14:34:32.675
13 -	59.951	2.172	72.53	14:35:32.626
14 -	58.274 (3)	0.495	74.62	14:36:30.900
15 -	1:03.143	5.364	68.86	14:37:34.043
16 -	1:03.102	5.323	68.91	14:38:37.145

### P24 37 Ken ANGELL

LAP	LAP TIME	DIFF	MPH	TIME OF DAY
1 -	1:13.213	14.125	59.39	14:23:42.111
2 -	1:01.179	2.091	71.08	14:24:43.290
3 -	1:00.636	1.548	71.71	14:25:43.926
4 -	59.747 (3)	0.659	72.78	14:26:43.673
5 -	1:00.072	0.984	72.38	14:27:43.745
6 -	<b>59.088 (1)</b>		<b>73.59</b>	<b>14:28:42.833</b>
7 -	59.804	0.716	72.71	14:29:42.637
8 -	1:00.371	1.283	72.03	14:30:43.008
9 -	59.793	0.705	72.72	14:31:42.801
10 -	1:00.032	0.944	72.43	14:32:42.833
11 -	59.950	0.862	72.53	14:33:42.783
12 -	59.563 (2)	0.475	73.00	14:34:42.346
13 -	1:00.057	0.969	72.40	14:35:42.403
14 -	1:00.020	0.932	72.45	14:36:42.423
15 -	1:02.178	3.090	69.93	14:37:44.601
16 -	1:01.123	2.035	71.14	14:38:45.724

### P25 191 Paige LINDENBERG

LAP	LAP TIME	DIFF	MPH	TIME OF DAY
1 -	1:11.440	11.508	60.87	14:23:40.338
2 -	1:01.549	1.617	70.65	14:24:41.887
3 -	<b>59.932 (1)</b>		<b>72.55</b>	<b>14:25:41.819</b>
4 -	59.976 (2)	0.044	72.50	14:26:41.795
5 -	1:01.413	1.481	70.80	14:27:43.208
6 -	1:00.548	0.616	71.82	14:28:43.756
7 -	1:00.631	0.699	71.72	14:29:44.387
8 -	1:01.420	1.488	70.80	14:30:45.807
9 -	1:02.952	3.020	69.07	14:31:48.759
10 -	1:00.497	0.565	71.88	14:32:49.256
11 -	1:00.326 (3)	0.394	72.08	14:33:49.582
12 -	1:03.164	3.232	68.84	14:34:52.746
13 -	1:02.029	2.097	70.10	14:35:54.775
14 -	1:01.125	1.193	71.14	14:36:55.900
15 -	1:01.893	1.961	70.26	14:37:57.793

Weather / Track : Sunny / Dry

Brands Hatch Indy

Circuit Length = 1.2079 miles

Start: 14:22 Flag 14:37 End: 14:39

# Bernie's V8s (featuring classic US muscle cars)

## RACE 3 - LAP ANALYSIS

DIFF = Difference To Personal Best Lap

<b>P26 95 Dave STEWART</b>				
LAP	LAP TIME	DIFF	MPH	TIME OF DAY
1 -	1:08.285	11.182	63.68	14:23:37.183
2 -	59.662	2.559	72.88	14:24:36.845
3 -	57.553 (3)	0.450	75.55	14:25:34.398
4 -	58.031	0.928	74.93	14:26:32.429
<b>5 -</b>	<b>57.103 (1)</b>		<b>76.15</b>	<b>14:27:29.532</b>
6 -	57.233 (2)	0.130	75.98	14:28:26.765
7 -	58.224	1.121	74.68	14:29:24.989
8 -	1:35.166	38.063	45.69	14:31:00.155
9 -	1:03.252	6.149	68.75	14:32:03.407
10 -	1:04.327	7.224	67.60	14:33:07.734
11 -	59.082	1.979	73.60	14:34:06.816
12 -	57.570	0.467	75.53	14:35:04.386
13 -	57.939	0.836	75.05	14:36:02.325
14 -	57.694	0.591	75.37	14:37:00.019
15 -	57.861	0.758	75.15	14:37:57.880

<b>P27 1 Mark BOWD</b>				
LAP	LAP TIME	DIFF	MPH	TIME OF DAY
1 -	1:14.357	14.479	58.48	14:23:43.255
2 -	1:01.280	1.402	70.96	14:24:44.535
3 -	1:00.777	0.899	71.55	14:25:45.312
4 -	59.967 (2)	0.089	72.51	14:26:45.279
5 -	1:00.300 (3)	0.422	72.11	14:27:45.579
<b>6 -</b>	<b>59.878 (1)</b>		<b>72.62</b>	<b>14:28:45.457</b>
7 -	1:01.712	1.834	70.46	14:29:47.169
8 -	1:00.320	0.442	72.09	14:30:47.489
9 -	1:02.121	2.243	70.00	14:31:49.610
10 -	1:02.857	2.979	69.18	14:32:52.467
11 -	1:04.411	4.533	67.51	14:33:56.878
12 -	1:02.759	2.881	69.29	14:34:59.637
13 -	1:03.358	3.480	68.63	14:36:02.995
14 -	1:05.410	5.532	66.48	14:37:08.405
15 -	1:05.045	5.167	66.85	14:38:13.450

<b>P28 129 Chris WILSON</b>				
LAP	LAP TIME	DIFF	MPH	TIME OF DAY
1 -	1:17.721	11.473	55.95	14:23:46.619
2 -	1:07.998	1.750	63.95	14:24:54.617
<b>3 -</b>	<b>1:06.248 (1)</b>		<b>65.64</b>	<b>14:26:00.865</b>
4 -	1:08.028	1.780	63.92	14:27:08.893
5 -	1:10.232	3.984	61.91	14:28:19.125
6 -	1:11.962	5.714	60.42	14:29:31.087
7 -	1:09.180	2.932	62.85	14:30:40.267
8 -	1:09.017	2.769	63.00	14:31:49.284
9 -	1:11.254	5.006	61.02	14:33:00.538
10 -	1:10.337	4.089	61.82	14:34:10.875
11 -	1:09.256	3.008	62.79	14:35:20.131
12 -	1:10.988	4.740	61.25	14:36:31.119
13 -	1:07.146 (2)	0.898	64.76	14:37:38.265
14 -	1:07.930 (3)	1.682	64.01	14:38:46.195

<b>P29 19 Rikki CANN</b>				
LAP	LAP TIME	DIFF	MPH	TIME OF DAY
1 -	3:00.996 P	2:05.165	24.02	14:25:29.894
2 -	59.701	3.870	72.83	14:26:29.595
3 -	56.032 (2)	0.201	77.60	14:27:25.627
<b>4 -</b>	<b>55.831 (1)</b>		<b>77.88</b>	<b>14:28:21.458</b>
5 -	56.038 (3)	0.207	77.60	14:29:17.496
6 -	56.307	0.476	77.23	14:30:13.803

DIFF = Difference To Personal Best Lap

7 -	56.958	1.127	76.34	14:31:10.761
8 -	57.305	1.474	75.88	14:32:08.066
9 -	57.607	1.776	75.48	14:33:05.673
10 -	57.154	1.323	76.08	14:34:02.827

<b>P30 157 Tony PAXMAN</b>				
LAP	LAP TIME	DIFF	MPH	TIME OF DAY
1 -	1:03.449	7.320	68.53	14:23:32.347
2 -	58.277	2.148	74.61	14:24:30.624
3 -	57.011	0.882	76.27	14:25:27.635
4 -	56.917	0.788	76.40	14:26:24.552
5 -	56.643 (2)	0.514	76.77	14:27:21.195
<b>6 -</b>	<b>56.129 (1)</b>		<b>77.47</b>	<b>14:28:17.324</b>
7 -	56.718 (3)	0.589	76.67	14:29:14.042
8 -	57.118	0.989	76.13	14:30:11.160
9 -	57.084	0.955	76.17	14:31:08.244

<b>P31 84 Peter SAMUELS</b>				
LAP	LAP TIME	DIFF	MPH	TIME OF DAY
1 -	1:11.741 (2)	13.473	60.61	14:23:40.639
<b>2 -</b>	<b>58.268 (1)</b>		<b>74.63</b>	<b>14:24:38.907</b>

<b>P32 9 ROBINSON / ROBINSON</b>				
LAP	LAP TIME	DIFF	MPH	TIME OF DAY
<b>1 -</b>	<b>1:06.030 (1)</b>		<b>65.85</b>	<b>14:23:34.928</b>

Weather / Track : Sunny / Dry



# Bernie's V8s (featuring classic US muscle cars)

## RACE 3 - STATISTICS

**Competitors Started** 33  
**Planned Start** 2019-06-01 @ 14:25:00.000  
**Actual Start** 2019-06-01 @ 14:22:28.897  
**Finish Time** 2019-06-01 @ 14:37:50.103  
**Track Length** 1.2079mi.  
**Total Laps** 475  
**Total Distance Covered** 573.7741mi.

### Session Fastest Lap History

NO	CL	NAME	LAP TIME	TIME OF DAY	LAP	VEHICLE
99	A	Michael SAUNDERS	57.056	14:23:25.972	1	Ford Escort Mexico
99	A	Michael SAUNDERS	53.501	14:24:19.473	2	Ford Escort Mexico
99	A	Michael SAUNDERS	53.390	14:25:12.863	3	Ford Escort Mexico
39	A	LIM / JAMES	53.216	14:25:13.278	3	RAM SC
39	A	LIM / JAMES	53.099	14:26:06.377	4	RAM SC
99	A	Michael SAUNDERS	53.096	14:31:29.597	10	Ford Escort Mexico

### Session Leader History

NO	CL	NAME	FROM LAP	LAPS LED	DISTANCE	VEHICLE
99	A	Michael SAUNDERS	1	17	20.53 miles	Ford Escort Mexico

### Flag History

TYPE	TIME OF DAY
GREEN	14:22:28.897
FINISH	14:37:50.103

### Flag Statistics

TYPE	COUNT	TOTAL LAPS	TOTAL TIME
Green	1	17	16:38.862
Red	0	0	0.000
Safety Car	0	0	0.000
FCY	0	0	0.000

Weather / Track : Sunny / Dry

These results are provisional until the conclusion of any judicial and technical matters.

Brands Hatch Indy

Circuit Length = 1.2079 miles

Start: 14:22 Flag 14:37 End: 14:39

Clerk Of Course :	Timekeeper :
-------------------	--------------

# Bernie's V8s (featuring classic US muscle cars)

## RACE 3 - STATISTICS

CLASS : B

10 Starters

### Fastest Lap History

NO	NAME	LAP TIME	TIME OF DAY	LAP	VEHICLE
80	Mathew SMITH	59.902	14:23:28.816	1	TVR Chimaera
80	Mathew SMITH	55.123	14:24:23.940	2	TVR Chimaera
80	Mathew SMITH	54.981	14:25:18.920	3	TVR Chimaera
80	Mathew SMITH	54.659	14:26:13.580	4	TVR Chimaera
80	Mathew SMITH	54.607	14:28:03.243	6	TVR Chimaera
80	Mathew SMITH	54.395	14:28:57.639	7	TVR Chimaera

### Leader History

NO	NAME	FROM LAP	LAPS LED	DISTANCE	VEHICLE
80	Mathew SMITH	1	17	20.53 miles	TVR Chimaera

Weather / Track : Sunny / Dry

These results are provisional until the conclusion of any judicial and technical matters.

Brands Hatch Indy

Circuit Length = 1.2079 miles

Start: 14:22 Flag 14:37 End: 14:39

Clerk Of Course :

Timekeeper :

**Bernie's V8s (featuring classic US muscle cars)**

**RACE 3 - STATISTICS**

**CLASS : A**

11 Starters

**Fastest Lap History**

NO	NAME	LAP TIME	TIME OF DAY	LAP	VEHICLE
99	Michael SAUNDERS	57.056	14:23:25.972	1	Ford Escort Mexico
99	Michael SAUNDERS	53.501	14:24:19.473	2	Ford Escort Mexico
99	Michael SAUNDERS	53.390	14:25:12.863	3	Ford Escort Mexico
39	LIM / JAMES	53.216	14:25:13.278	3	RAM SC
39	LIM / JAMES	53.099	14:26:06.377	4	RAM SC
99	Michael SAUNDERS	53.096	14:31:29.597	10	Ford Escort Mexico

**Leader History**

NO	NAME	FROM LAP	LAPS LED	DISTANCE	VEHICLE
99	Michael SAUNDERS	1	17	20.53 miles	Ford Escort Mexico

Weather / Track : Sunny / Dry

These results are provisional until the conclusion of any judicial and technical matters.

Brands Hatch Indy

Circuit Length = 1.2079 miles

Start: 14:22 Flag 14:37 End: 14:39

Clerk Of Course :

Timekeeper :

# Bernie's V8s (featuring classic US muscle cars)

## RACE 3 - STATISTICS

CLASS : C

9 Starters

### Fastest Lap History

NO	NAME	LAP TIME	TIME OF DAY	LAP	VEHICLE
57	Mark DU TOIT	1:04.813	14:23:33.752	1	Chevrolet Bel Air
57	Mark DU TOIT	57.893	14:24:31.604	2	Chevrolet Bel Air
88	Simon CRIPPS	56.914	14:24:37.214	2	MGB Roadster
88	Simon CRIPPS	54.971	14:25:32.185	3	MGB Roadster
88	Simon CRIPPS	54.623	14:27:22.878	5	MGB Roadster
88	Simon CRIPPS	54.333	14:28:17.211	6	MGB Roadster
88	Simon CRIPPS	54.021	14:31:56.126	10	MGB Roadster

### Leader History

NO	NAME	FROM LAP	LAPS LED	DISTANCE	VEHICLE
57	Mark DU TOIT	1	4	4.83 miles	Chevrolet Bel Air
88	Simon CRIPPS	5	13	15.70 miles	MGB Roadster

Weather / Track : Sunny / Dry

These results are provisional until the conclusion of any judicial and technical matters.

Brands Hatch Indy

Circuit Length = 1.2079 miles

Start: 14:22 Flag 14:37 End: 14:39

Clerk Of Course :

Timekeeper :

**Bernie's V8s (featuring classic US muscle cars)**

**RACE 3 - STATISTICS**

**CLASS : TBC**

**3 Starters**

**Fastest Lap History**

NO	NAME	LAP TIME	TIME OF DAY	LAP	VEHICLE
65	Jonathan DU TOIT	<b>1:02.020</b>	14:23:30.973	1	Chevrolet Nova
65	Jonathan DU TOIT	<b>56.470</b>	14:24:27.439	2	Chevrolet Nova
65	Jonathan DU TOIT	<b>56.301</b>	14:25:23.741	3	Chevrolet Nova
65	Jonathan DU TOIT	<b>56.280</b>	14:29:09.956	7	Chevrolet Nova
65	Jonathan DU TOIT	<b>56.110</b>	14:30:06.064	8	Chevrolet Nova
65	Jonathan DU TOIT	<b>56.092</b>	14:31:02.202	9	Chevrolet Nova

**Leader History**

NO	NAME	FROM LAP	LAPS LED	DISTANCE	VEHICLE
65	Jonathan DU TOIT	1	17	20.53 miles	Chevrolet Nova

**Weather / Track : Sunny / Dry**

**These results are provisional until the conclusion of any judicial and technical matters.**

Brands Hatch Indy

Circuit Length = 1.2079 miles

Start: 14:22 Flag 14:37 End: 14:39

Clerk Of Course :


Timekeeper :

# Bernie's V8s (featuring classic US muscle cars)

## RACE 10 - GRID (18 minutes)

ROW 17	33	84 Peter SAMUELS	34	129 Chris WILSON
ROW 16	31	9 ROBINSON / ROBINSON	32	77 Barry HOLMES
ROW 15	29	240 Geoff HANSON	30	69 Dan WILLIAMSON
ROW 14	27	157 Tony PAXMAN	28	110 Michael CAMPAGNE
ROW 13	25	1 Mark BOWD	26	19 Rikki CANN
ROW 12	23	191 Paige LINDENBERG	24	95 Dave STEWART
ROW 11	21	74 CARTER / CARTER	22	37 Ken ANGELL
ROW 10	19	43 Jasper IZAAKS	20	616 Armand ADRIAANS
ROW 9	17	97 Andrew KNIGHT	18	91 Max BOODIE
ROW 8	15	41 Graham WALDEN	16	57 Mark DU TOIT
ROW 7	13	76 Charles HOLMES	14	29 Guy SAMUELS
ROW 6	11	196 Jon ELLISON	12	8 CHODOSH / CHODOSH
ROW 5	9	22 Marcus BICKNELL	10	81 Robin GRAY
ROW 4	7	65 Jonathan DU TOIT	8	165 Simon LANE
ROW 3	5	88 Simon CRIPPS	6	61 William BRYAN
ROW 2	3	80 Mathew SMITH	4	2 Tim DAVIS
ROW 1	1	99 Michael SAUNDERS	2	39 LIM / JAMES

**Pole**



Brands Hatch Indy  
Circuit Length = 1.2079 miles

**These results are provisional until the conclusion of any judicial and technical matters.**

Clerk Of Course :		Timekeeper :	
-------------------	--	--------------	--

# Bernie's V8s (featuring classic US muscle cars)

## RACE 10 - CLASSIFICATION

POS	NO	CL	PIC NAME	ENTRY	LAPS	TIME	GAP	DIFF	MPH	BEST	ON
1	99	A	1 Michael SAUNDERS	Ford Escort Mexico	17	18:07.020			68.00	53.162	7
2	88	C	1 Simon CRIPPS	MGB Roadster	17	18:23.692	16.672	16.672	66.98	54.220	8
3	80	B	1 Mathew SMITH	TVR Chimaera	17	18:25.143	18.123	1.451	66.89	54.907	7
4	39	A	2 LIM / JAMES	RAM SC	17	18:27.300	20.280	2.157	66.76	54.554	6
5	165	A	3 Simon LANE	Chevrolet Camaro	17	18:28.410	21.390	1.110	66.69	54.775	8
6	22	A	4 Marcus BICKNELL	Ford Fusion ASCAR V8 Mk3	17	18:28.671	21.651	0.261	66.68	54.080	12
7	65	TBC	1 Jonathan DU TOIT	Chevrolet Nova	17	18:47.416	40.396	18.745	65.57	55.539	7
8	110	B	2 Michael CAMPAGNE	Corvette	17	18:47.917	40.897	0.501	65.54	55.592	9
9	19	A	5 Rikki CANN	Aston Martin V8	17	18:48.730	41.710	0.813	65.49	55.846	11
10	97	A	6 Andrew KNIGHT	Pontiac ASCAR	17	18:48.867	41.847	0.137	65.48	55.308	9
11	76	A	7 Charles HOLMES	Gardner Douglas Cobra	17	18:49.565	42.545	0.698	65.44	55.828	8
12	157	B	3 Tony PAXMAN	Ford Escort Mk1	17	18:50.179	43.159	0.614	65.41	56.152	11
13	29	C	2 Guy SAMUELS	MGB V8	17	18:55.838	48.818	5.659	65.08	56.007	14
14	9	B	4 ROBINSON / ROBINSON	Chevrolet Camaro	16	18:08.195	1 Lap	1 Lap	63.93	56.813	9
15	84	C	3 Peter SAMUELS	MGB GT V8	16	18:20.359	1 Lap	12.164	63.23	56.601	10
16	77	C	4 Barry HOLMES	MGB GT V8	16	18:22.519	1 Lap	2.160	63.10	57.196	16
17	91	TBC	2 Max BOODIE	Ford Mustang	16	18:22.703	1 Lap	0.184	63.09	58.317	11
18	37	C	5 Ken ANGELL	BMW 328i	16	18:26.086	1 Lap	3.383	62.90	58.561	11
19	8	B	5 CHODOSH A / CHODOSH S	Chevrolet Corvette	16	18:26.742	1 Lap	0.656	62.86	57.674	11
20	240	B	6 Geoff HANSON	Datsun 240z	16	18:29.490	1 Lap	2.748	62.71	57.464	15
21	191	B	7 Paige LINDENBERG	Ford Fairline	16	18:35.867	1 Lap	6.377	62.35	58.872	7
22	57	C	6 Mark DU TOIT	Chevrolet Bel Air	16	18:48.041	1 Lap	12.174	61.68	57.309	6
23	1	B	8 Mark BOWD	Ford GT40	16	18:53.811	1 Lap	5.770	61.36	59.300	8
24	61	A	8 William BRYAN	TVR Griffith 200	16	18:54.896	1 Lap	1.085	61.30	1:00.350	16
25	129	C	7 Chris WILSON	Dodge Dart	15	18:45.337	2 Laps	1 Lap	57.96	1:03.958	7

### NOT CLASSIFIED

DNF	2	A	Tim DAVIS	TVR Tuscan	16	17:33.870	1 Lap	0.000	66.02	54.590	15
DNF	43	C	Jasper IZAAKS	Plymouth Fury	14	16:24.530	3 Laps	2 Laps	61.83	58.724	8
DNF	196	A	Jon ELLISON	TVR Griffith 200	6	8:19.119	11 Laps	8 Laps	52.27	57.096	6
DNF	69	B	Dan WILLIAMSON	Ford Falcon Sprint	6	8:37.603	11 Laps	18.484	50.40	1:00.360	6
DNF	74	C	CARTER / CARTER	MGB GT V8	4	15:04.052	13 Laps	2 Laps	19.24	1:25.508	2
DNF	81	B	Robin GRAY	Pontiac Trans Am	0						
DNF	616	TBC	Armand ADRIAANS	Ford Mustang	0						
DNF	95	A	Dave STEWART	TVR Griffith	0						

### FASTEST LAP

99	A	Michael SAUNDERS	Ford Escort Mexico	7	53.162	81.79 mph	131.64 kph
88	C	Simon CRIPPS	MGB Roadster	8	54.220	80.20 mph	129.07 kph
80	B	Mathew SMITH	TVR Chimaera	7	54.907	79.19 mph	127.45 kph
65	TBC	Jonathan DU TOIT	Chevrolet Nova	7	55.539	78.29 mph	126.00 kph

Weather / Track : Cloudy / Dry

These results are provisional until the conclusion of any judicial and technical matters.

Brands Hatch Indy

Circuit Length = 1.2079 miles

Start: 11:04 Flag 11:22 End: 11:24

Clerk Of Course :	Timekeeper :
-------------------	--------------

# Bernie's V8s (featuring classic US muscle cars)

## RACE 10 - LAP CHART

LAP 1 @ 11:05:43.579			LAP 2 @ 11:07:04.627			LAP 3 @ 11:08:47.116			LAP 4 @ 11:10:19.800			LAP 5 @ 11:12:03.209		
NO	BEHIND	LAP TIME	NO	BEHIND	LAP TIME	NO	BEHIND	LAP TIME	NO	BEHIND	LAP TIME	NO	BEHIND	LAP TIME
99		56.249	99		1:21.048	99		1:42.489	99		1:32.684	99		1:43.409
39	0.726	56.975	39	0.878	1:21.200	39	1.056	1:42.667	39	0.955	1:32.583	39	1.192	1:43.646
80	2.516	58.765	80	1.804	1:20.336	80	1.922	1:42.607	80	1.636	1:32.398	80	1.653	1:43.426
2	3.315	59.564	2	2.520	1:20.253	2	2.687	1:42.656	2	2.279	1:32.276	2	2.319	1:43.449
88	3.736	59.985	88	3.199	1:20.511	88	3.487	1:42.777	88	3.069	1:32.266	88	2.854	1:43.194
165	4.361	1:00.610	165	3.857	1:20.544	165	4.249	1:42.881	165	3.807	1:32.242	165	4.610	1:44.212
65	5.113	1:01.362	65	4.726	1:20.661	65	5.544	1:43.307	65	4.779	1:31.919	65	5.067	1:43.697
22	5.581	1:01.830	22	6.518	1:21.985	22	6.102	1:42.073	22	5.641	1:32.223	22	5.964	1:43.732
196	6.345	1:02.594	196	7.029	1:21.732	196	6.704	1:42.164	196	6.354	1:32.334	196	6.144	1:43.199
8	7.522	1:03.771	8	7.815	1:21.341	8	7.255	1:41.929	8	7.068	1:32.497	8	6.870	1:43.211
97	7.765	1:04.014	97	8.950	1:22.233	97	8.519	1:42.058	97	8.294	1:32.459	97	7.285	1:42.400
29	7.796	1:04.045	29	9.563	1:22.815	29	9.305	1:42.231	29	9.054	1:32.433	76	8.228	1:41.929
76	8.092	1:04.341	76	9.856	1:22.812	76	9.758	1:42.391	76	9.708	1:32.634	29	8.341	1:42.696
43	9.193	1:05.442	157	10.356	1:21.717	157	10.518	1:42.651	157	10.392	1:32.558	157	8.979	1:41.996
157	9.687	1:05.936	43	12.076	1:23.931	43	11.835	1:42.248	43	11.743	1:32.592	43	10.331	1:41.997
91	9.741	1:05.990	91	12.802	1:24.109	91	12.254	1:41.941	91	12.266	1:32.696	91	11.308	1:42.451
57	12.262	1:08.511	19	13.570	1:22.224	19	13.130	1:42.049	19	13.526	1:33.080	19	11.539	1:41.422
19	12.394	1:08.643	110	14.555	1:21.812	110	13.805	1:41.739	110	14.194	1:33.073	110	12.745	1:41.960
61	12.550	1:08.799	57	15.179	1:23.965	57	14.715	1:42.025	57	15.112	1:33.081	57	13.623	1:41.920
110	13.791	1:10.040	61	15.657	1:24.155	61	15.284	1:42.116	61	15.991	1:33.391	61	15.730	1:43.148
37	14.598	1:10.847	37	17.027	1:23.477	37	15.936	1:41.398	37	16.460	1:33.208	9	16.115	1:42.133
9	15.131	1:11.380	9	18.279	1:24.196	9	16.919	1:41.129	9	17.391	1:33.156	37	16.375	1:43.324
74	15.280	1:11.529	74	19.740	1:25.508	191	18.371	1:40.606	191	18.166	1:32.479	191	17.638	1:42.881
191	16.035	1:12.284	191	20.254	1:25.267	240	19.712	1:40.772	240	19.806	1:32.778	240	19.623	1:43.226
69	16.260	1:12.509	240	21.429	1:26.126	69	20.374	1:40.090	69	20.733	1:33.043	69	21.364	1:44.040
240	16.351	1:12.600	69	22.773	1:27.561	77	21.041	1:39.966	77	21.719	1:33.362	77	21.731	1:43.421
1	17.125	1:13.374	77	23.564	1:26.982	84	21.926	1:39.902	84	22.893	1:33.651	84	21.801	1:42.317
84	17.503	1:13.752	84	24.513	1:28.058	1	22.913	1:39.788	1	25.644	1:35.415	1	24.336	1:42.101
77	17.630	1:13.879	1	25.614	1:29.537	129	23.414	1:39.704	129	26.164	1:35.434	129	26.436	1:43.681
129	19.319	1:15.568	129	26.199	1:27.928									

Weather / Track : Cloudy / Dry

Brands Hatch Indy  
 Circuit Length = 1.2079 miles  
 Start: 11:04 Flag 11:22 End: 11:24



# Bernie's V8s (featuring classic US muscle cars)

## RACE 10 - LAP CHART

LAP 6 @ 11:12:57.165			LAP 7 @ 11:13:50.327			LAP 8 @ 11:14:43.850			LAP 9 @ 11:15:37.845			LAP 10 @ 11:16:31.567		
NO	BEHIND	LAP TIME	NO	BEHIND	LAP TIME	NO	BEHIND	LAP TIME	NO	BEHIND	LAP TIME	NO	BEHIND	LAP TIME
99		53.956	99		53.162	99		53.523	99		53.995	99		53.722
39	1.790	54.554	39	3.596	54.968	39	5.174	55.101	129	1 Lap	1:04.176	39	8.819	56.077
80	2.811	55.114	80	4.556	54.907	80	6.236	55.203	39	6.464	55.285	88	9.515	56.072
2	3.463	55.100	88	5.654	55.167	88	6.351	54.220	88	7.165	54.809	80	9.926	56.220
88	3.649	54.751	165	8.154	55.299	165	9.406	54.775	80	7.428	55.187	165	13.035	55.999
165	6.017	55.363	65	9.548	55.539	65	11.791	55.766	165	10.758	55.347	65	16.215	56.138
65	7.171	56.060	2	12.858	1:02.557	2	14.817	55.482	65	13.799	56.003	22	16.374	54.505
196	9.284	57.096	22	13.860	57.168	22	15.306	54.969	22	15.591	54.280	2	17.225	54.802
22	9.854	57.846	97	14.885	56.894	97	16.984	55.622	2	16.145	55.323	129	1 Lap	1:07.485
8	10.946	58.032	76	16.055	57.713	76	18.360	55.828	97	18.297	55.308	97	20.124	55.549
97	11.153	57.824	157	16.739	57.743	157	19.813	56.597	76	21.157	56.792	76	23.826	56.391
76	11.504	57.232	8	18.686	1:00.902	19	21.611	56.264	157	22.330	56.512	157	24.885	56.277
157	12.158	57.135	19	18.870	57.614	8	23.104	57.941	19	24.399	56.783	19	26.727	56.050
29	12.754	58.369	29	19.088	59.496	110	23.214	57.540	110	24.811	55.592	110	27.027	55.938
19	14.418	56.835	110	19.197	56.895	29	23.476	57.911	8	26.838	57.729	8	31.065	57.949
110	15.464	56.675	43	21.924	58.762	43	27.125	58.724	29	27.369	57.888	29	31.524	57.877
43	16.324	59.949	91	22.374	58.821	57	27.833	58.625	43	31.920	58.790	57	36.103	57.563
91	16.715	59.363	57	22.731	58.917	91	28.090	59.239	57	32.262	58.424	9	37.677	58.344
57	16.976	57.309	9	25.585	58.361	9	30.237	58.175	91	32.894	58.799	43	38.550	1:00.352
9	20.386	58.227	37	28.068	58.777	37	33.643	59.098	9	33.055	56.813	91	39.116	59.944
37	22.453	1:00.034	191	29.502	58.872	84	34.255	56.984	84	37.397	57.137	84	40.276	56.601
191	23.792	1:00.110	84	30.794	57.903	191	35.863	59.884	37	38.924	59.276	37	44.004	58.802
240	25.585	59.918	240	32.211	59.788	240	37.584	58.896	191	41.727	59.859	240	48.385	59.843
61	25.774	1:04.000	61	34.172	1:01.560	77	41.878	59.427	240	42.264	58.675	191	48.635	1:00.630
84	26.053	58.208	77	35.974	1:00.945	61	42.155	1:01.506	77	46.277	58.394	77	49.757	57.202
69	27.768	1:00.360	1	39.042	1:00.343	1	44.819	59.300	61	49.731	1:01.571			
77	28.191	1:00.416	129	47.856	1:03.958				1	50.377	59.553			
1	31.861	1:01.481												
129	37.060	1:04.580												

Weather / Track : Cloudy / Dry

Brands Hatch Indy  
 Circuit Length = 1.2079 miles  
 Start: 11:04 Flag 11:22 End: 11:24

# Bernie's V8s (featuring classic US muscle cars)

## RACE 10 - LAP CHART

LAP 11 @ 11:17:25.851			LAP 12 @ 11:18:19.968			LAP 13 @ 11:19:17.827			LAP 14 @ 11:20:12.293			LAP 15 @ 11:21:06.536		
NO	BEHIND	LAP TIME	NO	BEHIND	LAP TIME	NO	BEHIND	LAP TIME	NO	BEHIND	LAP TIME	NO	BEHIND	LAP TIME
<b>99</b>		54.284	<b>99</b>		54.117	<b>99</b>		57.859	<b>99</b>		54.466	<b>99</b>		54.243
<b>1</b>	1 Lap	1:00.576	<b>191</b>	1 Lap	1:00.790	<b>8</b>	1 Lap	1:18.666	<b>129</b>	2 Laps	1:07.724	<b>91</b>	1 Lap	59.793
<b>61</b>	1 Lap	1:01.452	<b>1</b>	1 Lap	1:00.087	<b>240</b>	1 Lap	1:01.000	<b>37</b>	1 Lap	59.488	<b>43</b>	1 Lap	1:00.552
<b>39</b>	10.148	55.613	<b>61</b>	1 Lap	1:01.604	<b>191</b>	1 Lap	1:00.656	<b>84</b>	1 Lap	57.342	<b>84</b>	1 Lap	58.212
<b>88</b>	10.653	55.422	<b>39</b>	11.531	55.500	<b>39</b>	11.688	58.016	<b>77</b>	1 Lap	58.237	<b>37</b>	1 Lap	59.930
<b>80</b>	11.061	55.419	<b>88</b>	12.412	55.876	<b>88</b>	12.178	57.625	<b>8</b>	1 Lap	58.467	<b>77</b>	1 Lap	57.315
<b>165</b>	14.323	55.572	<b>80</b>	12.649	55.705	<b>80</b>	12.757	57.967	<b>240</b>	1 Lap	58.145	<b>8</b>	1 Lap	58.824
<b>22</b>	16.261	54.171	<b>165</b>	15.834	55.628	<b>165</b>	14.951	56.976	<b>191</b>	1 Lap	59.623	<b>240</b>	1 Lap	59.256
<b>65</b>	18.602	56.671	<b>22</b>	16.224	54.080	<b>22</b>	15.322	56.957	<b>88</b>	13.766	56.054	<b>88</b>	14.045	54.522
<b>2</b>	18.879	55.938	<b>2</b>	21.108	56.346	<b>1</b>	1 Lap	1:04.901	<b>80</b>	14.036	55.745	<b>191</b>	1 Lap	59.599
<b>97</b>	22.185	56.345	<b>65</b>	21.400	56.915	<b>61</b>	1 Lap	1:03.556	<b>39</b>	14.167	56.945	<b>80</b>	14.803	55.010
<b>76</b>	25.381	55.839	<b>97</b>	23.466	55.398	<b>2</b>	17.942	54.693	<b>165</b>	16.055	55.570	<b>129</b>	2 Laps	1:08.644
<b>74</b>	8 Laps	10:26.987 P	<b>76</b>	27.153	55.889	<b>97</b>	23.628	58.021	<b>22</b>	16.691	55.835	<b>39</b>	15.433	55.509
<b>157</b>	26.753	56.152	<b>157</b>	28.845	56.209	<b>76</b>	25.933	56.639	<b>2</b>	19.111	55.635	<b>165</b>	17.367	55.555
<b>19</b>	28.289	55.846	<b>19</b>	30.018	55.846	<b>65</b>	26.975	1:03.434	<b>1</b>	1 Lap	1:02.623	<b>22</b>	17.849	55.401
<b>110</b>	28.797	56.054	<b>110</b>	30.460	55.780	<b>157</b>	27.997	57.011	<b>61</b>	1 Lap	1:03.264	<b>2</b>	19.458	54.590
<b>129</b>	1 Lap	1:06.799	<b>29</b>	41.565	1:00.762	<b>19</b>	28.556	56.397	<b>97</b>	26.253	57.091	<b>97</b>	30.492	58.482
<b>8</b>	34.455	57.674	<b>57</b>	44.484	58.918	<b>110</b>	28.976	56.375	<b>76</b>	28.569	57.102	<b>1</b>	1 Lap	1:02.130
<b>29</b>	34.920	57.680	<b>9</b>	44.823	58.396	<b>74</b>	9 Laps	2:00.028 P	<b>65</b>	28.967	56.458	<b>76</b>	33.022	58.696
<b>57</b>	39.683	57.864	<b>129</b>	1 Lap	1:08.704	<b>29</b>	40.121	56.415	<b>157</b>	29.925	56.394	<b>61</b>	1 Lap	1:02.225
<b>9</b>	40.544	57.151	<b>91</b>	49.522	1:00.490	<b>9</b>	44.262	57.298	<b>19</b>	30.086	55.996	<b>65</b>	33.338	58.614
<b>91</b>	43.149	58.317	<b>43</b>	51.450	1:01.748	<b>57</b>	45.480	58.855	<b>110</b>	30.581	56.071	<b>157</b>	33.573	57.891
<b>84</b>	43.528	57.536	<b>37</b>	53.755	59.591	<b>91</b>	52.240	1:00.577	<b>29</b>	41.662	56.007	<b>19</b>	33.707	57.864
<b>43</b>	43.819	59.553	<b>84</b>	57.340	1:07.929	<b>43</b>	53.481	59.890	<b>9</b>	47.800	58.004	<b>110</b>	33.898	57.560
<b>37</b>	48.281	58.561	<b>77</b>	57.755	59.191				<b>57</b>	48.614	57.600	<b>29</b>	43.988	56.569
<b>77</b>	52.681	57.208										<b>9</b>	51.344	57.787
<b>240</b>	52.809	58.708										<b>57</b>	52.101	57.730

Weather / Track : Cloudy / Dry

Brands Hatch Indy  
 Circuit Length = 1.2079 miles  
 Start: 11:04 Flag 11:22 End: 11:24

# Bernie's V8s (featuring classic US muscle cars)

## RACE 10 - LAP CHART

LAP 16 @ 11:21:59.941			LAP 17 @ 11:22:54.350		
NO	BEHIND	LAP TIME	NO	BEHIND	LAP TIME
<b>99</b>		53.405	<b>99</b>		54.409
<b>91</b>	1 Lap	59.413	<b>9</b>	1 Lap	57.645
<b>84</b>	1 Lap	57.203	<b>84</b>	1 Lap	57.624
<b>77</b>	1 Lap	59.378	<b>77</b>	1 Lap	57.196
<b>37</b>	1 Lap	1:01.034	<b>91</b>	1 Lap	1:00.760
<b>240</b>	1 Lap	57.464	<b>88</b>	16.672	56.068
<b>8</b>	1 Lap	58.478	<b>80</b>	18.123	56.060
<b>88</b>	15.013	54.373	<b>37</b>	1 Lap	59.241
<b>80</b>	16.472	55.074	<b>8</b>	1 Lap	59.331
<b>39</b>	18.036	56.008	<b>39</b>	20.280	56.653
<b>165</b>	19.815	55.853	<b>165</b>	21.390	55.984
<b>22</b>	20.459	56.015	<b>22</b>	21.651	55.601
<b>2</b>	21.259	55.206	<b>240</b>	1 Lap	1:02.295
<b>191</b>	1 Lap	1:01.953	<b>191</b>	1 Lap	1:00.374
<b>129</b>	2 Laps	1:06.707	<b>129</b>	2 Laps	1:04.245
<b>97</b>	35.107	58.020	<b>65</b>	40.396	57.904
<b>76</b>	36.533	56.916	<b>110</b>	40.897	57.135
<b>65</b>	36.901	56.968	<b>57</b>	1 Lap	1:36.734 <b>P</b>
<b>110</b>	38.171	57.678	<b>19</b>	41.710	57.809
<b>157</b>	38.190	58.022	<b>97</b>	41.847	1:01.149
<b>19</b>	38.310	58.008	<b>76</b>	42.545	1:00.421
<b>1</b>	1 Lap	1:02.528	<b>157</b>	43.159	59.378
<b>61</b>	1 Lap	1:02.199	<b>1</b>	1 Lap	1:00.074
<b>29</b>	46.881	56.298	<b>61</b>	1 Lap	1:00.350
			<b>29</b>	48.818	56.346

Weather / Track : Cloudy / Dry

Results can be found at [www.tsl-timing.com](http://www.tsl-timing.com)

Page 4 of 4

Brands Hatch Indy  
 Circuit Length = 1.2079 miles  
 Start: 11:04 Flag 11:22 End: 11:24

Printed - 11:25 Sunday, 02 June 2019

# Bernie's V8s (featuring classic US muscle cars)

## RACE 10 - LAP ANALYSIS

DIFF = Difference To Personal Best Lap

P1 99 Michael SAUNDERS				
LAP	LAP TIME	DIFF	MPH	TIME OF DAY
1 -	56.249	3.087	77.30	11:05:43.579
2 -	1:21.048	27.886	53.65	11:07:04.627
3 -	1:42.489	49.327	42.42	11:08:47.116
4 -	1:32.684	39.522	46.91	11:10:19.800
5 -	1:43.409	50.247	42.05	11:12:03.209
6 -	53.956	0.794	80.59	11:12:57.165
7 -	53.162 (1)		81.79	11:13:50.327
8 -	53.523 (3)	0.361	81.24	11:14:43.850
9 -	53.995	0.833	80.53	11:15:37.845
10 -	53.722	0.560	80.94	11:16:31.567
11 -	54.284	1.122	80.10	11:17:25.851
12 -	54.117	0.955	80.35	11:18:19.968
13 -	57.859	4.697	75.15	11:19:17.827
14 -	54.466	1.304	79.84	11:20:12.293
15 -	54.243	1.081	80.16	11:21:06.536
16 -	53.405 (2)	0.243	81.42	11:21:59.941
17 -	54.409	1.247	79.92	11:22:54.350

P2 88 Simon CRIPPS				
LAP	LAP TIME	DIFF	MPH	TIME OF DAY
1 -	59.985	5.765	72.49	11:05:47.315
2 -	1:20.511	26.291	54.01	11:07:07.826
3 -	1:42.777	48.557	42.31	11:08:50.603
4 -	1:32.266	38.046	47.13	11:10:22.869
5 -	1:43.194	48.974	42.14	11:12:06.063
6 -	54.751	0.531	79.42	11:13:00.814
7 -	55.167	0.947	78.82	11:13:55.981
8 -	54.220 (1)		80.20	11:14:50.201
9 -	54.809	0.589	79.34	11:15:45.010
10 -	56.072	1.852	77.55	11:16:41.082
11 -	55.422	1.202	78.46	11:17:36.504
12 -	55.876	1.656	77.82	11:18:32.380
13 -	57.625	3.405	75.46	11:19:30.005
14 -	56.054	1.834	77.57	11:20:26.059
15 -	54.522 (3)	0.302	79.75	11:21:20.581
16 -	54.373 (2)	0.153	79.97	11:22:14.954
17 -	56.068	1.848	77.55	11:23:11.022

P3 80 Mathew SMITH				
LAP	LAP TIME	DIFF	MPH	TIME OF DAY
1 -	58.765	3.858	73.99	11:05:46.095
2 -	1:20.336	25.429	54.13	11:07:06.431
3 -	1:42.607	47.700	42.38	11:08:49.038
4 -	1:32.398	37.491	47.06	11:10:21.436
5 -	1:43.426	48.519	42.04	11:12:04.862
6 -	55.114	0.207	78.90	11:12:59.976
7 -	54.907 (1)		79.19	11:13:54.883
8 -	55.203	0.296	78.77	11:14:50.086
9 -	55.187	0.280	78.79	11:15:45.273
10 -	56.220	1.313	77.34	11:16:41.493
11 -	55.419	0.512	78.46	11:17:36.912
12 -	55.705	0.798	78.06	11:18:32.617
13 -	57.967	3.060	75.01	11:19:30.584
14 -	55.745	0.838	78.00	11:20:26.329
15 -	55.010 (2)	0.103	79.05	11:21:21.339
16 -	55.074 (3)	0.167	78.95	11:22:16.413
17 -	56.060	1.153	77.57	11:23:12.473

DIFF = Difference To Personal Best Lap

P4 39 LIM / JAMES				
LAP	LAP TIME	DIFF	MPH	TIME OF DAY
1 -	56.975	2.421	76.32	11:05:44.305
2 -	1:21.200	26.646	53.55	11:07:05.505
3 -	1:42.667	48.113	42.35	11:08:48.172
4 -	1:32.583	38.029	46.96	11:10:20.755
5 -	1:43.646	49.092	41.95	11:12:04.401
6 -	54.554 (1)		79.71	11:12:58.955
7 -	54.968 (2)	0.414	79.11	11:13:53.923
8 -	55.101 (3)	0.547	78.92	11:14:49.024
9 -	55.285	0.731	78.65	11:15:44.309
10 -	56.077	1.523	77.54	11:16:40.386
11 -	55.613	1.059	78.19	11:17:35.999
12 -	55.500	0.946	78.35	11:18:31.499
13 -	58.016	3.462	74.95	11:19:29.515
14 -	56.945	2.391	76.36	11:20:26.460
15 -	55.509	0.955	78.34	11:21:21.969
16 -	56.008	1.454	77.64	11:22:17.977
17 -	56.653	2.099	76.75	11:23:14.630

P5 165 Simon LANE				
LAP	LAP TIME	DIFF	MPH	TIME OF DAY
1 -	1:00.610	5.835	71.74	11:05:47.940
2 -	1:20.544	25.769	53.99	11:07:08.484
3 -	1:42.881	48.106	42.26	11:08:51.365
4 -	1:32.242	37.467	47.14	11:10:23.607
5 -	1:44.212	49.437	41.72	11:12:07.819
6 -	55.363	0.588	78.54	11:13:03.182
7 -	55.299 (2)	0.524	78.63	11:13:58.481
8 -	54.775 (1)		79.39	11:14:53.256
9 -	55.347 (3)	0.572	78.56	11:15:48.603
10 -	55.999	1.224	77.65	11:16:44.602
11 -	55.572	0.797	78.25	11:17:40.174
12 -	55.628	0.853	78.17	11:18:35.802
13 -	56.976	2.201	76.32	11:19:32.778
14 -	55.570	0.795	78.25	11:20:28.348
15 -	55.555	0.780	78.27	11:21:23.903
16 -	55.853	1.078	77.85	11:22:19.756
17 -	55.984	1.209	77.67	11:23:15.740

P6 22 Marcus BICKNELL				
LAP	LAP TIME	DIFF	MPH	TIME OF DAY
1 -	1:01.830	7.750	70.33	11:05:49.160
2 -	1:21.985	27.905	53.04	11:07:11.145
3 -	1:42.073	47.993	42.60	11:08:53.218
4 -	1:32.223	38.143	47.15	11:10:25.441
5 -	1:43.732	49.652	41.92	11:12:09.173
6 -	57.846	3.766	75.17	11:13:07.019
7 -	57.168	3.088	76.06	11:14:04.187
8 -	54.969	0.889	79.11	11:14:59.156
9 -	54.280 (3)	0.200	80.11	11:15:53.436
10 -	54.505	0.425	79.78	11:16:47.941
11 -	54.171 (2)	0.091	80.27	11:17:42.112
12 -	54.080 (1)		80.41	11:18:36.192
13 -	56.957	2.877	76.34	11:19:33.149
14 -	55.835	1.755	77.88	11:20:28.984
15 -	55.401	1.321	78.49	11:21:24.385
16 -	56.015	1.935	77.63	11:22:20.400
17 -	55.601	1.521	78.21	11:23:16.001

Weather / Track : Cloudy / Dry

Brands Hatch Indy  
Circuit Length = 1.2079 miles  
Start: 11:04 Flag 11:22 End: 11:24

# Bernie's V8s (featuring classic US muscle cars)

## RACE 10 - LAP ANALYSIS

DIFF = Difference To Personal Best Lap

P7 65 Jonathan DU TOIT				
LAP	LAP TIME	DIFF	MPH	TIME OF DAY
1 -	1:01.362	5.823	70.86	11:05:48.692
2 -	1:20.661	25.122	53.91	11:07:09.353
3 -	1:43.307	47.768	42.09	11:08:52.660
4 -	1:31.919	36.380	47.30	11:10:24.579
5 -	1:43.697	48.158	41.93	11:12:08.276
6 -	56.060	0.521	77.57	11:13:04.336
7 -	55.539 (1)		78.29	11:13:59.875
8 -	55.766 (2)	0.227	77.97	11:14:55.641
9 -	56.003 (3)	0.464	77.64	11:15:51.644
10 -	56.138	0.599	77.46	11:16:47.782
11 -	56.671	1.132	76.73	11:17:44.453
12 -	56.915	1.376	76.40	11:18:41.368
13 -	1:03.434	7.895	68.55	11:19:44.802
14 -	56.458	0.919	77.02	11:20:41.260
15 -	58.614	3.075	74.19	11:21:39.874
16 -	56.968	1.429	76.33	11:22:36.842
17 -	57.904	2.365	75.10	11:23:34.746

P8 110 Michael CAMPAGNE				
LAP	LAP TIME	DIFF	MPH	TIME OF DAY
1 -	1:10.040	14.448	62.08	11:05:57.370
2 -	1:21.812	26.220	53.15	11:07:19.182
3 -	1:41.739	46.147	42.74	11:09:00.921
4 -	1:33.073	37.481	46.72	11:10:33.994
5 -	1:41.960	46.368	42.65	11:12:15.954
6 -	56.675	1.083	76.72	11:13:12.629
7 -	56.895	1.303	76.43	11:14:09.524
8 -	57.540	1.948	75.57	11:15:07.064
9 -	55.592 (1)		78.22	11:16:02.656
10 -	55.938 (3)	0.346	77.73	11:16:58.594
11 -	56.054	0.462	77.57	11:17:54.648
12 -	55.780 (2)	0.188	77.95	11:18:50.428
13 -	56.375	0.783	77.13	11:19:46.803
14 -	56.071	0.479	77.55	11:20:42.874
15 -	57.560	1.968	75.54	11:21:40.434
16 -	57.678	2.086	75.39	11:22:38.112
17 -	57.135	1.543	76.11	11:23:35.247

P9 19 Rikki CANN				
LAP	LAP TIME	DIFF	MPH	TIME OF DAY
1 -	1:08.643	12.797	63.35	11:05:55.973
2 -	1:22.224	26.378	52.88	11:07:18.197
3 -	1:42.049	46.203	42.61	11:09:00.246
4 -	1:33.080	37.234	46.71	11:10:33.326
5 -	1:41.422	45.576	42.87	11:12:14.748
6 -	56.835	0.989	76.51	11:13:11.583
7 -	57.614	1.768	75.47	11:14:09.197
8 -	56.264	0.418	77.28	11:15:05.461
9 -	56.783	0.937	76.58	11:16:02.244
10 -	56.050	0.204	77.58	11:16:58.294
11 -	55.846 (1)		77.86	11:17:54.140
12 -	55.846 (1)		77.86	11:18:49.986
13 -	56.397	0.551	77.10	11:19:46.383
14 -	55.996 (3)	0.150	77.65	11:20:42.379
15 -	57.864	2.018	75.15	11:21:40.243
16 -	58.008	2.162	74.96	11:22:38.251
17 -	57.809	1.963	75.22	11:23:36.060

DIFF = Difference To Personal Best Lap

P10 97 Andrew KNIGHT				
LAP	LAP TIME	DIFF	MPH	TIME OF DAY
1 -	1:04.014	8.706	67.93	11:05:51.344
2 -	1:22.233	26.925	52.88	11:07:13.577
3 -	1:42.058	46.750	42.60	11:08:55.635
4 -	1:32.459	37.151	47.03	11:10:28.094
5 -	1:42.400	47.092	42.46	11:12:10.494
6 -	57.824	2.516	75.20	11:13:08.318
7 -	56.894	1.586	76.43	11:14:05.212
8 -	55.622	0.314	78.18	11:15:00.834
9 -	55.308 (1)		78.62	11:15:56.142
10 -	55.549 (3)	0.241	78.28	11:16:51.691
11 -	56.345	1.037	77.17	11:17:48.036
12 -	55.398 (2)	0.090	78.49	11:18:43.434
13 -	58.021	2.713	74.94	11:19:41.455
14 -	57.091	1.783	76.16	11:20:38.546
15 -	58.482	3.174	74.35	11:21:37.028
16 -	58.020	2.712	74.95	11:22:35.048
17 -	1:01.149	5.841	71.11	11:23:36.197

P11 76 Charles HOLMES				
LAP	LAP TIME	DIFF	MPH	TIME OF DAY
1 -	1:04.341	8.513	67.58	11:05:51.671
2 -	1:22.812	26.984	52.51	11:07:14.483
3 -	1:42.391	46.563	42.47	11:08:56.874
4 -	1:32.634	36.806	46.94	11:10:29.508
5 -	1:41.929	46.101	42.66	11:12:11.437
6 -	57.232	1.404	75.98	11:13:08.669
7 -	57.713	1.885	75.34	11:14:06.382
8 -	55.828 (1)		77.89	11:15:02.210
9 -	56.792	0.964	76.57	11:15:59.002
10 -	56.391	0.563	77.11	11:16:55.393
11 -	55.839 (2)	0.011	77.87	11:17:51.232
12 -	55.889 (3)	0.061	77.80	11:18:47.121
13 -	56.639	0.811	76.77	11:19:43.760
14 -	57.102	1.274	76.15	11:20:40.862
15 -	58.696	2.868	74.08	11:21:39.558
16 -	56.916	1.088	76.40	11:22:36.474
17 -	1:00.421	4.593	71.97	11:23:36.895

P12 157 Tony PAXMAN				
LAP	LAP TIME	DIFF	MPH	TIME OF DAY
1 -	1:05.936	9.784	65.95	11:05:53.266
2 -	1:21.717	25.565	53.21	11:07:14.983
3 -	1:42.651	46.499	42.36	11:08:57.634
4 -	1:32.558	36.406	46.98	11:10:30.192
5 -	1:41.996	45.844	42.63	11:12:12.188
6 -	57.135	0.983	76.11	11:13:09.323
7 -	57.743	1.591	75.30	11:14:07.066
8 -	56.597	0.445	76.83	11:15:03.663
9 -	56.512	0.360	76.95	11:16:00.175
10 -	56.277 (3)	0.125	77.27	11:16:56.452
11 -	56.152 (1)		77.44	11:17:52.604
12 -	56.209 (2)	0.057	77.36	11:18:48.813
13 -	57.011	0.859	76.27	11:19:45.824
14 -	56.394	0.242	77.11	11:20:42.218
15 -	57.891	1.739	75.11	11:21:40.109
16 -	58.022	1.870	74.94	11:22:38.131
17 -	59.378	3.226	73.23	11:23:37.509

Weather / Track : Cloudy / Dry

Brands Hatch Indy  
Circuit Length = 1.2079 miles  
Start: 11:04 Flag 11:22 End: 11:24

# Bernie's V8s (featuring classic US muscle cars)

## RACE 10 - LAP ANALYSIS

DIFF = Difference To Personal Best Lap

P13 29 Guy SAMUELS				
LAP	LAP TIME	DIFF	MPH	TIME OF DAY
1 -	1:04.045	8.038	67.89	11:05:51.375
2 -	1:22.815	26.808	52.50	11:07:14.190
3 -	1:42.231	46.224	42.53	11:08:56.421
4 -	1:32.433	36.426	47.04	11:10:28.854
5 -	1:42.696	46.689	42.34	11:12:11.550
6 -	58.369	2.362	74.50	11:13:09.919
7 -	59.496	3.489	73.09	11:14:09.415
8 -	57.911	1.904	75.09	11:15:07.326
9 -	57.888	1.881	75.12	11:16:05.214
10 -	57.877	1.870	75.13	11:17:03.091
11 -	57.680	1.673	75.39	11:18:00.771
12 -	1:00.762	4.755	71.56	11:19:01.533
13 -	56.415	0.408	77.08	11:19:57.948
14 -	56.007 (1)		77.64	11:20:53.955
15 -	56.569	0.562	76.87	11:21:50.524
16 -	56.298 (2)	0.291	77.24	11:22:46.822
17 -	56.346 (3)	0.339	77.17	11:23:43.168

P14 9 ROBINSON / ROBINSON				
LAP	LAP TIME	DIFF	MPH	TIME OF DAY
1 -	1:11.380	14.567	60.92	11:05:58.710
2 -	1:24.196	27.383	51.64	11:07:22.906
3 -	1:41.129	44.316	43.00	11:09:04.035
4 -	1:33.156	36.343	46.68	11:10:37.191
5 -	1:42.133	45.320	42.57	11:12:19.324
6 -	58.227	1.414	74.68	11:13:17.551
7 -	58.361	1.548	74.51	11:14:15.912
8 -	58.175	1.362	74.75	11:15:14.087
9 -	56.813 (1)		76.54	11:16:10.900
10 -	58.344	1.531	74.53	11:17:09.244
11 -	57.151 (2)	0.338	76.08	11:18:06.395
12 -	58.396	1.583	74.46	11:19:04.791
13 -	57.298 (3)	0.485	75.89	11:20:02.089
14 -	58.004	1.191	74.97	11:21:00.093
15 -	57.787	0.974	75.25	11:21:57.880
16 -	57.645	0.832	75.43	11:22:55.525

P15 84 Peter SAMUELS				
LAP	LAP TIME	DIFF	MPH	TIME OF DAY
1 -	1:13.752	17.151	58.96	11:06:01.082
2 -	1:28.058	31.457	49.38	11:07:29.140
3 -	1:39.902	43.301	43.52	11:09:09.042
4 -	1:33.651	37.050	46.43	11:10:42.693
5 -	1:42.317	45.716	42.50	11:12:25.010
6 -	58.208	1.607	74.70	11:13:23.218
7 -	57.903	1.302	75.10	11:14:21.121
8 -	56.984 (2)	0.383	76.31	11:15:18.105
9 -	57.137 (3)	0.536	76.10	11:16:15.242
10 -	56.601 (1)		76.82	11:17:11.843
11 -	57.536	0.935	75.58	11:18:09.379
12 -	1:07.929	11.328	64.01	11:19:17.308
13 -	57.342	0.741	75.83	11:20:14.650
14 -	58.212	1.611	74.70	11:21:12.862
15 -	57.203	0.602	76.02	11:22:10.065
16 -	57.624	1.023	75.46	11:23:07.689

DIFF = Difference To Personal Best Lap

P16 77 Barry HOLMES				
LAP	LAP TIME	DIFF	MPH	TIME OF DAY
1 -	1:13.879	16.683	58.86	11:06:01.209
2 -	1:26.982	29.786	49.99	11:07:28.191
3 -	1:39.966	42.770	43.50	11:09:08.157
4 -	1:33.362	36.166	46.57	11:10:41.519
5 -	1:43.421	46.225	42.04	11:12:24.940
6 -	1:00.416	3.220	71.97	11:13:25.356
7 -	1:00.945	3.749	71.35	11:14:26.301
8 -	59.427	2.231	73.17	11:15:25.728
9 -	58.394	1.198	74.47	11:16:24.122
10 -	57.202 (2)	0.006	76.02	11:17:21.324
11 -	57.208 (3)	0.012	76.01	11:18:18.532
12 -	59.191	1.995	73.46	11:19:17.723
13 -	58.237	1.041	74.67	11:20:15.960
14 -	57.315	0.119	75.87	11:21:13.275
15 -	59.378	2.182	73.23	11:22:12.653
16 -	57.196 (1)		76.02	11:23:09.849

P17 91 Max BOODIE				
LAP	LAP TIME	DIFF	MPH	TIME OF DAY
1 -	1:05.990	7.673	65.89	11:05:53.320
2 -	1:24.109	25.792	51.70	11:07:17.429
3 -	1:41.941	43.624	42.65	11:08:59.370
4 -	1:32.696	34.379	46.91	11:10:32.066
5 -	1:42.451	44.134	42.44	11:12:14.517
6 -	59.363	1.046	73.25	11:13:13.880
7 -	58.821 (3)	0.504	73.92	11:14:12.701
8 -	59.239	0.922	73.40	11:15:11.940
9 -	58.799 (2)	0.482	73.95	11:16:10.739
10 -	59.944	1.627	72.54	11:17:10.683
11 -	58.317 (1)		74.56	11:18:09.000
12 -	1:00.490	2.173	71.88	11:19:09.490
13 -	1:00.577	2.260	71.78	11:20:10.067
14 -	59.793	1.476	72.72	11:21:09.860
15 -	59.413	1.096	73.19	11:22:09.273
16 -	1:00.760	2.443	71.57	11:23:10.033

P18 37 Ken ANGELL				
LAP	LAP TIME	DIFF	MPH	TIME OF DAY
1 -	1:10.847	12.286	61.37	11:05:58.177
2 -	1:23.477	24.916	52.09	11:07:21.654
3 -	1:41.398	42.837	42.88	11:09:03.052
4 -	1:33.208	34.647	46.65	11:10:36.260
5 -	1:43.324	44.763	42.08	11:12:19.584
6 -	1:00.034	1.473	72.43	11:13:19.618
7 -	58.777 (2)	0.216	73.98	11:14:18.395
8 -	59.098	0.537	73.58	11:15:17.493
9 -	59.276	0.715	73.36	11:16:16.769
10 -	58.802 (3)	0.241	73.95	11:17:15.571
11 -	58.561 (1)		74.25	11:18:14.132
12 -	59.591	1.030	72.97	11:19:13.723
13 -	59.488	0.927	73.10	11:20:13.211
14 -	59.930	1.369	72.56	11:21:13.141
15 -	1:01.034	2.473	71.24	11:22:14.175
16 -	59.241	0.680	73.40	11:23:13.416

P19 8 CHODOSH A / CHODOSH S				
LAP	LAP TIME	DIFF	MPH	TIME OF DAY
1 -	1:03.771	6.097	68.19	11:05:51.101
2 -	1:21.341	23.667	53.46	11:07:12.442

Weather / Track : Cloudy / Dry

Brands Hatch Indy  
Circuit Length = 1.2079 miles  
Start: 11:04 Flag 11:22 End: 11:24

# Bernie's V8s (featuring classic US muscle cars)

## RACE 10 - LAP ANALYSIS

DIFF = Difference To Personal Best Lap

3 -	1:41.929	44.255	42.66	11:08:54.371
4 -	1:32.497	34.823	47.01	11:10:26.868
5 -	1:43.211	45.537	42.13	11:12:10.079
6 -	58.032	0.358	74.93	11:13:08.111
7 -	1:00.902	3.228	71.40	11:14:09.013
8 -	57.941 (3)	0.267	75.05	11:15:06.954
9 -	57.729 (2)	0.055	75.32	11:16:04.683
10 -	57.949	0.275	75.04	11:17:02.632
11 -	<b>57.674 (1)</b>		<b>75.39</b>	<b>11:18:00.306</b>
12 -	1:18.666	20.992	55.27	11:19:18.972
13 -	58.467	0.793	74.37	11:20:17.439
14 -	58.824	1.150	73.92	11:21:16.263
15 -	58.478	0.804	74.36	11:22:14.741
16 -	59.331	1.657	73.29	11:23:14.072

### P20 240 Geoff HANSON

LAP	LAP TIME	DIFF	MPH	TIME OF DAY
1 -	1:12.600	15.136	59.89	11:05:59.930
2 -	1:26.126	28.662	50.49	11:07:26.056
3 -	1:40.772	43.308	43.15	11:09:06.828
4 -	1:32.778	35.314	46.87	11:10:39.606
5 -	1:43.226	45.762	42.12	11:12:22.832
6 -	59.918	2.454	72.57	11:13:22.750
7 -	59.788	2.324	72.73	11:14:22.538
8 -	58.896	1.432	73.83	11:15:21.434
9 -	58.675 (3)	1.211	74.11	11:16:20.109
10 -	59.843	2.379	72.66	11:17:19.952
11 -	58.708	1.244	74.07	11:18:18.660
12 -	1:01.000	3.536	71.28	11:19:19.660
13 -	58.145 (2)	0.681	74.78	11:20:17.805
14 -	59.256	1.792	73.38	11:21:17.061
15 -	<b>57.464 (1)</b>		<b>75.67</b>	<b>11:22:14.525</b>
16 -	1:02.295	4.831	69.80	11:23:16.820

### P21 191 Paige LINDENBERG

LAP	LAP TIME	DIFF	MPH	TIME OF DAY
1 -	1:12.284	13.412	60.15	11:05:59.614
2 -	1:25.267	26.395	50.99	11:07:24.881
3 -	1:40.606	41.734	43.22	11:09:05.487
4 -	1:32.479	33.607	47.02	11:10:37.966
5 -	1:42.881	44.009	42.26	11:12:20.847
6 -	1:00.110	1.238	72.34	11:13:20.957
7 -	<b>58.872 (1)</b>		<b>73.86</b>	<b>11:14:19.829</b>
8 -	59.884	1.012	72.61	11:15:19.713
9 -	59.859	0.987	72.64	11:16:19.572
10 -	1:00.630	1.758	71.72	11:17:20.202
11 -	1:00.790	1.918	71.53	11:18:20.992
12 -	1:00.656	1.784	71.69	11:19:21.648
13 -	59.623 (3)	0.751	72.93	11:20:21.271
14 -	59.599 (2)	0.727	72.96	11:21:20.870
15 -	1:01.953	3.081	70.19	11:22:22.823
16 -	1:00.374	1.502	72.02	11:23:23.197

### P22 57 Mark DU TOIT

LAP	LAP TIME	DIFF	MPH	TIME OF DAY
1 -	1:08.511	11.202	63.47	11:05:55.841
2 -	1:23.965	26.656	51.79	11:07:19.806
3 -	1:42.025	44.716	42.62	11:09:01.831
4 -	1:33.081	35.772	46.71	11:10:34.912
5 -	1:41.920	44.611	42.66	11:12:16.832
6 -	<b>57.309 (1)</b>		<b>75.87</b>	<b>11:13:14.141</b>
7 -	58.917	1.608	73.80	11:14:13.058

DIFF = Difference To Personal Best Lap

8 -	58.625	1.316	74.17	11:15:11.683
9 -	58.424	1.115	74.43	11:16:10.107
10 -	57.563 (2)	0.254	75.54	11:17:07.670
11 -	57.864	0.555	75.15	11:18:05.534
12 -	58.918	1.609	73.80	11:19:04.452
13 -	58.855	1.546	73.88	11:20:03.307
14 -	57.600 (3)	0.291	75.49	11:21:00.907
15 -	57.730	0.421	75.32	11:21:58.637
16 -	1:36.734 P	39.425	44.95	11:23:35.371

### P23 1 Mark BOWD

LAP	LAP TIME	DIFF	MPH	TIME OF DAY
1 -	1:13.374	14.074	59.26	11:06:00.704
2 -	1:29.537	30.237	48.56	11:07:30.241
3 -	1:39.788	40.488	43.57	11:09:10.029
4 -	1:35.415	36.115	45.57	11:10:45.444
5 -	1:42.101	42.801	42.59	11:12:27.545
6 -	1:01.481	2.181	70.73	11:13:29.026
7 -	1:00.343	1.043	72.06	11:14:29.369
8 -	<b>59.300 (1)</b>		<b>73.33</b>	<b>11:15:28.669</b>
9 -	59.553 (2)	0.253	73.02	11:16:28.222
10 -	1:00.576	1.276	71.78	11:17:28.798
11 -	1:00.087	0.787	72.37	11:18:28.885
12 -	1:04.901	5.601	67.00	11:19:33.786
13 -	1:02.623	3.323	69.44	11:20:36.409
14 -	1:02.130	2.830	69.99	11:21:38.539
15 -	1:02.528	3.228	69.54	11:22:41.067
16 -	1:00.074 (3)	0.774	72.38	11:23:41.141

### P24 61 William BRYAN

LAP	LAP TIME	DIFF	MPH	TIME OF DAY
1 -	1:08.799	8.449	63.20	11:05:56.129
2 -	1:24.155	23.805	51.67	11:07:20.284
3 -	1:42.116	41.766	42.58	11:09:02.400
4 -	1:33.391	33.041	46.56	11:10:35.791
5 -	1:43.148	42.798	42.15	11:12:18.939
6 -	1:04.000	3.650	67.94	11:13:22.939
7 -	1:01.560	1.210	70.64	11:14:24.499
8 -	1:01.506 (3)	1.156	70.70	11:15:26.005
9 -	1:01.571	1.221	70.62	11:16:27.576
10 -	1:01.452 (2)	1.102	70.76	11:17:29.028
11 -	1:01.604	1.254	70.58	11:18:30.632
12 -	1:03.556	3.206	68.42	11:19:34.188
13 -	1:03.264	2.914	68.73	11:20:37.452
14 -	1:02.225	1.875	69.88	11:21:39.677
15 -	1:02.199	1.849	69.91	11:22:41.876
16 -	<b>1:00.350 (1)</b>		<b>72.05</b>	<b>11:23:42.226</b>

### P25 129 Chris WILSON

LAP	LAP TIME	DIFF	MPH	TIME OF DAY
1 -	1:15.568	11.610	57.54	11:06:02.898
2 -	1:27.928	23.970	49.45	11:07:30.826
3 -	1:39.704	35.746	43.61	11:09:10.530
4 -	1:35.434	31.476	45.56	11:10:45.964
5 -	1:43.681	39.723	41.94	11:12:29.645
6 -	1:04.580	0.622	67.33	11:13:34.225
7 -	<b>1:03.958 (1)</b>		<b>67.99</b>	<b>11:14:38.183</b>
8 -	1:04.176 (2)	0.218	67.76	11:15:42.359
9 -	1:07.485	3.527	64.43	11:16:49.844
10 -	1:06.799	2.841	65.09	11:17:56.643
11 -	1:08.704	4.746	63.29	11:19:05.347
12 -	1:07.724	3.766	64.21	11:20:13.071

Weather / Track : Cloudy / Dry

Brands Hatch Indy

Circuit Length = 1.2079 miles

Start: 11:04 Flag 11:22 End: 11:24

# Bernie's V8s (featuring classic US muscle cars)

## RACE 10 - LAP ANALYSIS

DIFF = Difference To Personal Best Lap

13 -	1:08.644	4.686	63.35	11:21:21.715
14 -	1:06.707	2.749	65.18	11:22:28.422
15 -	1:04.245 (3)	0.287	67.68	11:23:32.667

### P26 2 Tim DAVIS

LAP	LAP TIME	DIFF	MPH	TIME OF DAY
1 -	59.564	4.974	73.00	11:05:46.894
2 -	1:20.253	25.663	54.18	11:07:07.147
3 -	1:42.656	48.066	42.36	11:08:49.803
4 -	1:32.276	37.686	47.12	11:10:22.079
5 -	1:43.449	48.859	42.03	11:12:05.528
6 -	55.100	0.510	78.92	11:13:00.628
7 -	1:02.557	7.967	69.51	11:14:03.185
8 -	55.482	0.892	78.37	11:14:58.667
9 -	55.323	0.733	78.60	11:15:53.990
10 -	54.802 (3)	0.212	79.35	11:16:48.792
11 -	55.938	1.348	77.73	11:17:44.730
12 -	56.346	1.756	77.17	11:18:41.076
13 -	54.693 (2)	0.103	79.50	11:19:35.769
14 -	55.635	1.045	78.16	11:20:31.404
15 -	54.590 (1)		79.65	11:21:25.994
16 -	55.206	0.616	78.77	11:22:21.200

### P27 43 Jasper IZAAKS

LAP	LAP TIME	DIFF	MPH	TIME OF DAY
1 -	1:05.442	6.718	66.44	11:05:52.772
2 -	1:23.931	25.207	51.81	11:07:16.703
3 -	1:42.248	43.524	42.52	11:08:58.951
4 -	1:32.592	33.868	46.96	11:10:31.543
5 -	1:41.997	43.273	42.63	11:12:13.540
6 -	59.949	1.225	72.53	11:13:13.489
7 -	58.762 (2)	0.038	74.00	11:14:12.251
8 -	58.724 (1)		74.05	11:15:10.975
9 -	58.790 (3)	0.066	73.96	11:16:09.765
10 -	1:00.352	1.628	72.05	11:17:10.117
11 -	59.553	0.829	73.02	11:18:09.670
12 -	1:01.748	3.024	70.42	11:19:11.418
13 -	59.890	1.166	72.60	11:20:11.308
14 -	1:00.552	1.828	71.81	11:21:11.860

### P28 196 Jon ELLISON

LAP	LAP TIME	DIFF	MPH	TIME OF DAY
1 -	1:02.594 (2)	5.498	69.47	11:05:49.924
2 -	1:21.732 (3)	24.636	53.20	11:07:11.656
3 -	1:42.164	45.068	42.56	11:08:53.820
4 -	1:32.334	35.238	47.09	11:10:26.154
5 -	1:43.199	46.103	42.13	11:12:09.353
6 -	57.096 (1)		76.16	11:13:06.449

### P29 69 Dan WILLIAMSON

LAP	LAP TIME	DIFF	MPH	TIME OF DAY
1 -	1:12.509 (2)	12.149	59.97	11:05:59.839
2 -	1:27.561 (3)	27.201	49.66	11:07:27.400
3 -	1:40.090	39.730	43.44	11:09:07.490
4 -	1:33.043	32.683	46.73	11:10:40.533
5 -	1:44.040	43.680	41.79	11:12:24.573
6 -	1:00.360 (1)		72.04	11:13:24.933

DIFF = Difference To Personal Best Lap

P30 74 CARTER / CARTER				
LAP	LAP TIME	DIFF	MPH	TIME OF DAY
1 -	1:11.529		60.79	11:05:58.859
2 -	1:25.508 (1)		50.85	11:07:24.367
3 -	10:26.987 P	9:01.479	6.93	11:17:51.354
4 -	2:00.028 P	34.520	36.22	11:19:51.382

Weather / Track : Cloudy / Dry



# Bernie's V8s (featuring classic US muscle cars)

## RACE 10 - STATISTICS

**Competitors Started** 33  
**Planned Start** 2019-06-02 @ 11:15:00.000  
**Actual Start** 2019-06-02 @ 11:04:47.329  
**Finish Time** 2019-06-02 @ 11:22:53.142  
**Track Length** 1.2079mi.  
**Total Laps** 458  
**Total Distance Covered** 553.2390mi.

### Session Fastest Lap History

NO	CL	NAME	LAP TIME	TIME OF DAY	LAP	VEHICLE
99	A	Michael SAUNDERS	56.249	11:05:43.597	1	Ford Escort Mexico
99	A	Michael SAUNDERS	53.956	11:12:57.183	6	Ford Escort Mexico
99	A	Michael SAUNDERS	53.162	11:13:50.345	7	Ford Escort Mexico

### Session Leader History

NO	CL	NAME	FROM LAP	LAPS LED	DISTANCE	VEHICLE
99	A	Michael SAUNDERS	1	17	20.53 miles	Ford Escort Mexico

### Flag History

TYPE	TIME OF DAY
GREEN	11:04:47.329
SAFETY	11:06:11.621
GREEN	11:12:01.009
FINISH	11:22:53.142

### Flag Statistics

TYPE	COUNT	TOTAL LAPS	TOTAL TIME
Green	2	14	13:43.897
Red	0	0	0.000
Safety Car	1	3	5:49.387
FCY	0	0	0.000

Weather / Track : Cloudy / Dry

These results are provisional until the conclusion of any judicial and technical matters.

Brands Hatch Indy  
Circuit Length = 1.2079 miles  
Start: 11:04 Flag 11:22 End: 11:24

Clerk Of Course :	Timekeeper :
-------------------	--------------

**Bernie's V8s (featuring classic US muscle cars)**

**RACE 10 - STATISTICS**

**CLASS : B**

10 Starters

**Fastest Lap History**

NO	NAME	LAP TIME	TIME OF DAY	LAP	VEHICLE
80	Mathew SMITH	58.765	11:05:46.112	1	TVR Chimaera
80	Mathew SMITH	55.114	11:12:59.991	6	TVR Chimaera
80	Mathew SMITH	54.907	11:13:54.901	7	TVR Chimaera

**Leader History**

NO	NAME	FROM LAP	LAPS LED	DISTANCE	VEHICLE
80	Mathew SMITH	1	17	20.53 miles	TVR Chimaera

Weather / Track : Cloudy / Dry

These results are provisional until the conclusion of any judicial and technical matters.

Brands Hatch Indy

Circuit Length = 1.2079 miles

Start: 11:04 Flag 11:22 End: 11:24

Clerk Of Course :

Timekeeper :

**Bernie's V8s (featuring classic US muscle cars)**

**RACE 10 - STATISTICS**

**CLASS : A**

11 Starters

**Fastest Lap History**

NO	NAME	LAP TIME	TIME OF DAY	LAP	VEHICLE
99	Michael SAUNDERS	56.249	11:05:43.597	1	Ford Escort Mexico
99	Michael SAUNDERS	53.956	11:12:57.183	6	Ford Escort Mexico
99	Michael SAUNDERS	53.162	11:13:50.345	7	Ford Escort Mexico

**Leader History**

NO	NAME	FROM LAP	LAPS LED	DISTANCE	VEHICLE
99	Michael SAUNDERS	1	17	20.53 miles	Ford Escort Mexico

**Weather / Track : Cloudy / Dry**

**These results are provisional until the conclusion of any judicial and technical matters.**

Brands Hatch Indy

Circuit Length = 1.2079 miles

Start: 11:04 Flag 11:22 End: 11:24

Clerk Of Course :		Timekeeper :
-------------------	--	--------------

**Bernie's V8s (featuring classic US muscle cars)**

**RACE 10 - STATISTICS**

**CLASS : C**

**9 Starters**

**Fastest Lap History**

NO	NAME	LAP TIME	TIME OF DAY	LAP	VEHICLE
88	Simon CRIPPS	<b>59.985</b>	11:05:47.322	1	MGB Roadster
88	Simon CRIPPS	<b>54.751</b>	11:13:00.820	6	MGB Roadster
88	Simon CRIPPS	<b>54.220</b>	11:14:50.201	8	MGB Roadster

**Leader History**

NO	NAME	FROM LAP	LAPS LED	DISTANCE	VEHICLE
88	Simon CRIPPS	1	17	20.53 miles	MGB Roadster

**Weather / Track : Cloudy / Dry**

**These results are provisional until the conclusion of any judicial and technical matters.**

Brands Hatch Indy

Circuit Length = 1.2079 miles

Start: 11:04 Flag 11:22 End: 11:24

Clerk Of Course :		Timekeeper :
-------------------	--	--------------

**Bernie's V8s (featuring classic US muscle cars)**

**RACE 10 - STATISTICS**

**CLASS : TBC**

**3 Starters**

**Fastest Lap History**

NO	NAME	LAP TIME	TIME OF DAY	LAP	VEHICLE
65	Jonathan DU TOIT	<b>1:01.362</b>	11:05:48.743	1	Chevrolet Nova
65	Jonathan DU TOIT	<b>56.060</b>	11:13:04.386	6	Chevrolet Nova
65	Jonathan DU TOIT	<b>55.539</b>	11:13:59.926	7	Chevrolet Nova

**Leader History**

NO	NAME	FROM LAP	LAPS LED	DISTANCE	VEHICLE
65	Jonathan DU TOIT	1	17	20.53 miles	Chevrolet Nova

**Weather / Track : Cloudy / Dry**

**These results are provisional until the conclusion of any judicial and technical matters.**

Brands Hatch Indy

Circuit Length = 1.2079 miles


Start: 11:04 Flag 11:22 End: 11:24

Clerk Of Course :

Timekeeper :

# Bernie's V8s (featuring classic US muscle cars)

## RACE 18 - GRID (18 minutes) - AMENDED

ROW 16	31	129	Chris WILSON			
ROW 15	29	616	Armand ADRIAANS	30	95	Dave STEWART
ROW 14	27	74	CARTER / CARTER	28	81	Robin GRAY
ROW 13	25	2	Tim DAVIS	26	69	Dan WILLIAMSON
ROW 12	23	1	Mark BOWD	24	61	William BRYAN
ROW 11	21	191	Paige LINDENBERG	22	57	Mark DU TOIT
ROW 10	19	8	CHODOSH A / CHODOSH S	20	240	Geoff HANSON
ROW 9	17	91	Max BOODIE	18	37	Ken ANGELL
ROW 8	15	84	Peter SAMUELS	16	77	Barry HOLMES
ROW 7	13	29	Guy SAMUELS	14	9	ROBINSON / ROBINSON
ROW 6	11	76	Charles HOLMES	12	157	Tony PAXMAN
ROW 5	9	19	Rikki CANN	10	97	Andrew KNIGHT
ROW 4	7	65	Jonathan DU TOIT	8	110	Michael CAMPAGNE
ROW 3	5	99	Michael SAUNDERS	6	22	Marcus BICKNELL
ROW 2	3	80	Mathew SMITH	4	88	Simon CRIPPS
ROW 1	1	165	Simon LANE	2	39	LIM / JAMES
<b>Pole</b>						
						

Top 5 positions reversed

Brands Hatch Indy  
Circuit Length = 1.2079 miles

These results are provisional until the conclusion of any judicial and technical matters.

Clerk Of Course :

Timekeeper :

# Bernie's V8s (featuring classic US muscle cars)

## RACE 18 - CLASSIFICATION - AMENDED

POS	NO	CL	PIC NAME	ENTRY	LAPS	TIME	GAP	DIFF	MPH	BEST	ON
1	99	A	1 Michael SAUNDERS	Ford Escort Mexico	11	9:55.270			80.35	53.201	8
2	88	C	1 Simon CRIPPS	MGB Roadster	11	10:03.182	7.912	7.912	79.30	53.951	8
3	2	A	2 Tim DAVIS	TVR Tuscan	11	10:10.356	15.086	7.174	78.37	53.077	6
4	165	A	3 Simon LANE	Chevrolet Camaro	11	10:13.418	18.148	3.062	77.98	54.822	10
5	80	B	1 Mathew SMITH	TVR Chimaera	11	10:13.678	18.408	0.260	77.94	54.341	5
6	110	B	2 Michael CAMPAGNE	Corvette	11	10:14.567	19.297	0.889	77.83	54.506	3
7	65	TBC	1 Jonathan DU TOIT	Chevrolet Nova	11	10:21.478	26.208	6.911	76.96	55.470	9
8	19	A	4 Rikki CANN	Aston Martin V8	11	10:22.236	26.966	0.758	76.87	54.949	10
9	95	A	5 Dave STEWART	TVR Griffith	11	10:33.121	37.851	10.885	75.55	55.906	9
10	157	B	3 Tony PAXMAN	Ford Escort Mk1	11	10:34.548	39.278	1.427	75.38	56.317	4
11	76	A	6 Charles HOLMES	Gardner Douglas Cobra	11	10:34.680	39.410	0.132	75.36	55.953	9
12	29	C	2 Guy SAMUELS	MGB V8	11	10:38.600	43.330	3.920	74.90	55.861	6
13	77	C	3 Barry HOLMES	MGB GT V8	11	10:40.480	45.210	1.880	74.68	56.658	4
14	97	A	7 Andrew KNIGHT	Pontiac ASCAR	11	10:45.760	50.490	5.280	74.07	55.808	3
15	8	B	4 CHODOSH A / CHODOSH S	Chevrolet Corvette	11	10:46.121	50.851	0.361	74.03	57.074	4
16	1	B	5 Mark BOWD	Ford GT40	10	10:11.820	1 Lap	1 Lap	71.07	59.128	7
17	129	C	4 Chris WILSON	Dodge Dart	9	10:09.594	2 Laps	1 Lap	64.20	1:04.124	3

### NOT CLASSIFIED

DNF	39	A	LIM / JAMES	RAM SC	10	9:36.579	1 Lap	0.000	75.42	56.174	3
DNF	22	A	Marcus BICKNELL	Ford Fusion ASCAR V8 Mk3	7	6:56.121	4 Laps	3 Laps	73.15	54.014	4
DNF	84	C	Peter SAMUELS	MGB GT V8	7	7:22.034	4 Laps	25.913	68.86	57.421	4
DNF	9	B	ROBINSON / ROBINSON	Chevrolet Camaro	6	5:45.300	5 Laps	1 Lap	75.56	56.027	3
DNF	57	C	Mark DU TOIT	Chevrolet Bel Air	3	3:02.539	8 Laps	3 Laps	71.46	57.709	3
DQ	91	TBC	Max BOODIE	Ford Mustang	0						
DQ	37	C	Ken ANGELL	BMW 328i	0						
DQ	191	B	Paige LINDENBERG	Ford Fairline	0						
DQ	61	A	William BRYAN	TVR Griffith 200	0						
DQ	74	C	CARTER / CARTER	MGB GT V8	0						
DQ	616	TBC	Armand ADRIAANS	Ford Mustang	0						

### FASTEST LAP

2	A	Tim DAVIS	TVR Tuscan	6	53.077	81.93 mph	131.85 kph
88	C	Simon CRIPPS	MGB Roadster	8	53.951	80.60 mph	129.71 kph
80	B	Mathew SMITH	TVR Chimaera	5	54.341	80.02 mph	128.78 kph
65	TBC	Jonathan DU TOIT	Chevrolet Nova	9	55.470	78.39 mph	126.16 kph

Race declared on 11 laps - insufficient time to complete safety car procedure

Cars 37, 61, 74, 91, 191 & 616 - Disqualified from the results of the race Contravention of Motorsport UK Regulation C1.1.6 and Safety Car Regulations

Weather / Track : Bright / Dry

These results are provisional until the conclusion of any judicial and technical matters.

Brands Hatch Indy

Circuit Length = 1.2079 miles

Start: 17:15 Flag 17:25 End: 17:31

Clerk Of Course :	Timekeeper :
-------------------	--------------

# Bernie's V8s (featuring classic US muscle cars)

## RACE 18 - LAP CHART

LAP 1 @ 17:16:03.830			LAP 2 @ 17:16:57.837			LAP 3 @ 17:17:52.617			LAP 4 @ 17:18:46.409			LAP 5 @ 17:19:39.664		
NO	BEHIND	LAP TIME	NO	BEHIND	LAP TIME	NO	BEHIND	LAP TIME	NO	BEHIND	LAP TIME	NO	BEHIND	LAP TIME
88		58.033	88		54.007	88		54.780	99		53.377	99		53.255
22	0.688	58.721	99	0.931	53.561	99	0.415	54.264	88	0.910	54.702	88	2.037	54.382
99	1.377	59.410	22	1.172	54.491	22	1.066	54.674	22	1.288	54.014	22	4.088	56.055
165	1.552	59.585	165	2.905	55.360	165	3.207	55.082	165	4.897	55.482	165	7.368	55.726
39	2.890	1:00.923	110	4.388	54.941	110	4.114	54.506	110	5.313	54.991	110	8.183	56.125
80	3.244	1:01.277	39	5.330	56.447	39	6.724	56.174	80	8.139	54.698	80	9.225	54.341
110	3.454	1:01.487	80	5.927	56.690	80	7.233	56.086	39	9.132	56.200	39	12.726	56.849
65	3.835	1:01.868	65	6.657	56.829	65	7.783	55.906	65	9.833	55.842	2	12.908	54.919
97	4.278	1:02.311	19	7.426	56.966	19	8.117	55.471	19	10.596	56.271	65	12.963	56.385
19	4.467	1:02.500	97	7.545	57.274	97	8.573	55.808	97	11.043	56.262	19	13.485	56.144
157	5.230	1:03.263	9	8.281	57.057	9	9.528	56.027	2	11.244	54.537	97	14.233	56.445
9	5.231	1:03.264	157	8.690	57.467	2	10.499	54.736	9	11.804	56.068	9	14.719	56.170
77	6.300	1:04.333	77	9.405	57.112	157	11.417	57.507	157	13.942	56.317	157	18.025	57.338
8	6.712	1:04.745	76	10.357	57.427	77	11.941	57.316	77	14.807	56.658	77	18.243	56.691
76	6.937	1:04.970	2	10.543	56.890	76	12.400	56.823	76	15.262	56.654	76	18.870	56.863
57	7.492	1:05.525	8	11.282	58.577	8	13.625	57.123	8	16.907	57.074	95	21.012	56.636
2	7.660	1:05.693	84	11.436	57.773	84	14.128	57.472	29	17.522	57.071	29	21.626	57.359
84	7.670	1:05.703	29	12.335	58.047	29	14.243	56.688	95	17.631	56.306	8	22.486	58.834
29	8.295	1:06.328	57	12.790	59.305	95	15.117	56.578	84	17.757	57.421	84	22.774	58.272
95	8.917	1:06.950	95	13.319	58.409	57	15.719	57.709	91	20.620	57.435	91	25.073	57.708
91	9.821	1:07.854	91	14.086	58.272	91	16.977	57.671	616	25.047	58.325	616	29.985	58.193
191	10.432	1:08.465	191	16.919	1:00.494	616	20.514	58.300	191	28.598	59.980	191	34.884	59.541
616	11.331	1:09.364	616	16.994	59.670	191	22.410	1:00.271	61	30.174	1:00.764	61	36.603	59.684
61	11.927	1:09.960	61	18.175	1:00.255	61	23.202	59.807	1	31.154	1:00.748	74	37.357	59.274
1	12.215	1:10.248	1	18.737	1:00.529	1	24.198	1:00.241	74	31.338	1:00.151	37	38.012	59.437
74	13.070	1:11.103	74	19.574	1:00.511	74	24.979	1:00.185	37	31.830	59.960	1	39.308	1:01.409
37	14.604	1:12.637	37	20.359	59.762	37	25.662	1:00.083	129	50.071	1:05.351			
129	17.469	1:15.502	129	29.168	1:05.706	129	38.512	1:04.124						

Weather / Track : Bright / Dry

Results can be found at [www.tsl-timing.com](http://www.tsl-timing.com)

Page 1 of 3

Brands Hatch Indy  
 Circuit Length = 1.2079 miles  
 Start: 17:15 Flag 17:25 End: 17:31

Printed - 17:36 Sunday, 02 June 2019



# Bernie's V8s (featuring classic US muscle cars)

## RACE 18 - LAP CHART

LAP 6 @ 17:20:33.198			LAP 7 @ 17:21:26.515			LAP 8 @ 17:22:19.716			LAP 9 @ 17:23:13.826			LAP 10 @ 17:24:07.529		
NO	BEHIND	LAP TIME	NO	BEHIND	LAP TIME	NO	BEHIND	LAP TIME	NO	BEHIND	LAP TIME	NO	BEHIND	LAP TIME
<b>99</b>		53.534	<b>99</b>		53.317	<b>99</b>		53.201	<b>99</b>		54.110	<b>99</b>		53.703
<b>88</b>	2.901	54.398	<b>88</b>	3.597	54.013	<b>88</b>	4.347	53.951	<b>37</b>	1 Lap	59.028	<b>129</b>	2 Laps	1:05.899
<b>22</b>	6.553	55.999	<b>165</b>	11.818	55.000	<b>84</b>	1 Lap	1:26.798 P	<b>191</b>	1 Lap	1:00.942	<b>74</b>	1 Lap	57.747
<b>165</b>	10.135	56.301	<b>110</b>	12.684	55.226	<b>165</b>	14.096	55.479	<b>61</b>	1 Lap	59.626	<b>37</b>	1 Lap	59.597
<b>129</b>	1 Lap	1:06.854	<b>80</b>	13.021	55.231	<b>2</b>	14.475	54.363	<b>1</b>	1 Lap	59.850	<b>88</b>	6.824	56.098
<b>110</b>	10.775	56.126	<b>2</b>	13.313	54.179	<b>110</b>	14.872	55.389	<b>88</b>	4.429	54.192	<b>191</b>	1 Lap	1:00.735
<b>80</b>	11.107	55.416	<b>65</b>	17.342	55.667	<b>80</b>	15.122	55.302	<b>2</b>	14.117	53.752	<b>61</b>	1 Lap	1:00.394
<b>2</b>	12.451	53.077	<b>19</b>	19.925	56.205	<b>65</b>	19.889	55.748	<b>165</b>	15.418	55.432	<b>1</b>	1 Lap	1:00.018
<b>65</b>	14.992	55.563	<b>39</b>	22.010	58.646	<b>19</b>	22.605	55.881	<b>110</b>	16.000	55.238	<b>2</b>	13.590	53.176
<b>39</b>	16.681	57.489	<b>97</b>	23.573	59.028	<b>39</b>	26.872	58.063	<b>80</b>	16.063	55.051	<b>165</b>	16.537	54.822
<b>19</b>	17.037	57.086	<b>77</b>	24.847	56.751	<b>97</b>	27.692	57.320	<b>65</b>	21.249	55.470	<b>80</b>	16.837	54.477
<b>97</b>	17.862	57.163	<b>157</b>	26.060	57.783	<b>77</b>	28.545	56.899	<b>19</b>	23.936	55.441	<b>110</b>	17.700	55.403
<b>9</b>	17.899	56.714	<b>76</b>	27.280	58.582	<b>157</b>	29.233	56.374	<b>39</b>	30.852	58.090	<b>65</b>	23.709	56.163
<b>77</b>	21.413	56.704	<b>95</b>	27.444	57.364	<b>95</b>	30.565	56.322	<b>77</b>	32.048	57.613	<b>19</b>	25.182	54.949
<b>157</b>	21.594	57.103	<b>29</b>	28.066	57.430	<b>76</b>	30.987	56.908	<b>157</b>	32.212	57.089	<b>39</b>	34.847	57.698
<b>76</b>	22.015	56.679	<b>129</b>	1 Lap	1:11.687	<b>29</b>	31.930	57.065	<b>95</b>	32.361	55.906	<b>95</b>	35.365	56.707
<b>95</b>	23.397	55.919	<b>8</b>	33.539	59.644	<b>8</b>	38.839	58.501	<b>76</b>	32.830	55.953	<b>157</b>	35.712	57.203
<b>29</b>	23.953	55.861	<b>91</b>	34.294	58.389	<b>91</b>	40.064	58.971	<b>29</b>	34.441	56.621	<b>76</b>	35.854	56.727
<b>8</b>	27.212	58.260	<b>22</b>	35.403	1:22.167	<b>129</b>	1 Lap	1:06.817	<b>97</b>	37.873	1:04.291	<b>77</b>	37.040	58.695
<b>84</b>	27.835	58.595	<b>616</b>	39.554	58.238	<b>616</b>	45.397	59.044	<b>8</b>	42.614	57.885	<b>29</b>	37.453	56.715
<b>91</b>	29.222	57.683	<b>74</b>	46.209	57.809	<b>74</b>	50.894	57.886	<b>91</b>	43.997	58.043	<b>97</b>	44.059	59.889
<b>616</b>	34.633	58.182	<b>191</b>	48.063	1:00.130				<b>616</b>	50.235	58.948	<b>8</b>	46.396	57.485
<b>191</b>	41.250	59.900	<b>37</b>	49.206	58.760							<b>91</b>	48.522	58.228
<b>74</b>	41.717	57.894	<b>61</b>	49.926	59.606									
<b>61</b>	43.637	1:00.568	<b>1</b>	51.279	59.128									
<b>37</b>	43.763	59.285												
<b>1</b>	45.468	59.694												

Weather / Track : Bright / Dry

## Bernie's V8s (featuring classic US muscle cars)

### RACE 18 - LAP CHART

**LAP 11 @ 17:25:01.067**

NO	BEHIND	LAP TIME
99		53.538
616	1 Lap	58.725
74	1 Lap	57.636
88	7.912	54.626
37	1 Lap	59.716
129	2 Laps	1:07.654
2	15.086	55.034
61	1 Lap	59.728
191	1 Lap	1:00.333
1	1 Lap	59.955
165	18.148	55.149
80	18.408	55.109
110	19.297	55.135
65	26.208	56.037
19	26.966	55.322
95	37.851	56.024
157	39.278	57.104
76	39.410	57.094
29	43.330	59.415
77	45.210	1:01.708
97	50.490	59.969
8	50.851	57.993
91	53.910	58.926

Weather / Track : Bright / Dry

Results can be found at [www.tsl-timing.com](http://www.tsl-timing.com)

Page 3 of 3

Brands Hatch Indy  
Circuit Length = 1.2079 miles  
Start: 17:15 Flag 17:25 End: 17:31

Printed - 17:36 Sunday, 02 June 2019

# Bernie's V8s (featuring classic US muscle cars)

## RACE 18 - LAP ANALYSIS

DIFF = Difference To Personal Best Lap

P1 99 Michael SAUNDERS				
LAP	LAP TIME	DIFF	MPH	TIME OF DAY
1 -	59.410	6.209	73.19	17:16:05.207
2 -	53.561	0.360	81.18	17:16:58.768
3 -	54.264	1.063	80.13	17:17:53.032
4 -	53.377	0.176	81.46	17:18:46.409
5 -	53.255 (2)	0.054	81.65	17:19:39.664
6 -	53.534	0.333	81.23	17:20:33.198
7 -	53.317 (3)	0.116	81.56	17:21:26.515
8 -	<b>53.201 (1)</b>		<b>81.73</b>	<b>17:22:19.716</b>
9 -	54.110	0.909	80.36	17:23:13.826
10 -	53.703	0.502	80.97	17:24:07.529
11 -	53.538	0.337	81.22	17:25:01.067

P2 88 Simon CRIPPS				
LAP	LAP TIME	DIFF	MPH	TIME OF DAY
1 -	58.033	4.082	74.93	17:16:03.830
2 -	54.007 (2)	0.056	80.51	17:16:57.837
3 -	54.780	0.829	79.38	17:17:52.617
4 -	54.702	0.751	79.49	17:18:47.319
5 -	54.382	0.431	79.96	17:19:41.701
6 -	54.398	0.447	79.94	17:20:36.099
7 -	54.013 (3)	0.062	80.51	17:21:30.112
8 -	<b>53.951 (1)</b>		<b>80.60</b>	<b>17:22:24.063</b>
9 -	54.192	0.241	80.24	17:23:18.255
10 -	56.098	2.147	77.51	17:24:14.353
11 -	54.626	0.675	79.60	17:25:08.979

P3 2 Tim DAVIS				
LAP	LAP TIME	DIFF	MPH	TIME OF DAY
1 -	1:05.693	12.616	66.19	17:16:11.490
2 -	56.890	3.813	76.43	17:17:08.380
3 -	54.736	1.659	79.44	17:18:03.116
4 -	54.537	1.460	79.73	17:18:57.653
5 -	54.919	1.842	79.18	17:19:52.572
6 -	<b>53.077 (1)</b>		<b>81.93</b>	<b>17:20:45.649</b>
7 -	54.179	1.102	80.26	17:21:39.828
8 -	54.363	1.286	79.99	17:22:34.191
9 -	53.752 (3)	0.675	80.90	17:23:27.943
10 -	53.176 (2)	0.099	81.77	17:24:21.119
11 -	55.034	1.957	79.01	17:25:16.153

P4 165 Simon LANE				
LAP	LAP TIME	DIFF	MPH	TIME OF DAY
1 -	59.585	4.763	72.98	17:16:05.382
2 -	55.360	0.538	78.55	17:17:00.742
3 -	55.082 (3)	0.260	78.94	17:17:55.824
4 -	55.482	0.660	78.37	17:18:51.306
5 -	55.726	0.904	78.03	17:19:47.032
6 -	56.301	1.479	77.23	17:20:43.333
7 -	55.000 (2)	0.178	79.06	17:21:38.333
8 -	55.479	0.657	78.38	17:22:33.812
9 -	55.432	0.610	78.44	17:23:29.244
10 -	<b>54.822 (1)</b>		<b>79.32</b>	<b>17:24:24.066</b>
11 -	55.149	0.327	78.85	17:25:19.215

P5 80 Mathew SMITH				
LAP	LAP TIME	DIFF	MPH	TIME OF DAY
1 -	1:01.277	6.936	70.96	17:16:07.074
2 -	56.690	2.349	76.70	17:17:03.764

DIFF = Difference To Personal Best Lap

3 -	56.086	1.745	77.53	17:17:59.850
4 -	54.698 (3)	0.357	79.50	17:18:54.548
5 -	<b>54.341 (1)</b>		<b>80.02</b>	<b>17:19:48.889</b>
6 -	55.416	1.075	78.47	17:20:44.305
7 -	55.231	0.890	78.73	17:21:39.536
8 -	55.302	0.961	78.63	17:22:34.838
9 -	55.051	0.710	78.99	17:23:29.889
10 -	54.477 (2)	0.136	79.82	17:24:24.366
11 -	55.109	0.768	78.90	17:25:19.475

P6 110 Michael CAMPAGNE				
LAP	LAP TIME	DIFF	MPH	TIME OF DAY
1 -	1:01.487	6.981	70.72	17:16:07.284
2 -	54.941 (2)	0.435	79.15	17:17:02.225
3 -	<b>54.506 (1)</b>		<b>79.78</b>	<b>17:17:56.731</b>
4 -	54.991 (3)	0.485	79.07	17:18:51.722
5 -	56.125	1.619	77.48	17:19:47.847
6 -	56.126	1.620	77.47	17:20:43.973
7 -	55.226	0.720	78.74	17:21:39.199
8 -	55.389	0.883	78.51	17:22:34.588
9 -	55.238	0.732	78.72	17:23:29.826
10 -	55.403	0.897	78.49	17:24:25.229
11 -	55.135	0.629	78.87	17:25:20.364

P7 65 Jonathan DU TOIT				
LAP	LAP TIME	DIFF	MPH	TIME OF DAY
1 -	1:01.868	6.398	70.28	17:16:07.665
2 -	56.829	1.359	76.52	17:17:04.494
3 -	55.906	0.436	77.78	17:18:00.400
4 -	55.842	0.372	77.87	17:18:56.242
5 -	56.385	0.915	77.12	17:19:52.627
6 -	55.563 (2)	0.093	78.26	17:20:48.190
7 -	55.667 (3)	0.197	78.11	17:21:43.857
8 -	55.748	0.278	78.00	17:22:39.605
9 -	<b>55.470 (1)</b>		<b>78.39</b>	<b>17:23:35.075</b>
10 -	56.163	0.693	77.42	17:24:31.238
11 -	56.037	0.567	77.60	17:25:27.275

P8 19 Rikki CANN				
LAP	LAP TIME	DIFF	MPH	TIME OF DAY
1 -	1:02.500	7.551	69.57	17:16:08.297
2 -	56.966	2.017	76.33	17:17:05.263
3 -	55.471	0.522	78.39	17:18:00.734
4 -	56.271	1.322	77.27	17:18:57.005
5 -	56.144	1.195	77.45	17:19:53.149
6 -	57.086	2.137	76.17	17:20:50.235
7 -	56.205	1.256	77.37	17:21:46.440
8 -	55.881	0.932	77.81	17:22:42.321
9 -	55.441 (3)	0.492	78.43	17:23:37.762
10 -	<b>54.949 (1)</b>		<b>79.13</b>	<b>17:24:32.711</b>
11 -	55.322 (2)	0.373	78.60	17:25:28.033

P9 95 Dave STEWART				
LAP	LAP TIME	DIFF	MPH	TIME OF DAY
1 -	1:06.950	11.044	64.95	17:16:12.747
2 -	58.409	2.503	74.45	17:17:11.156
3 -	56.578	0.672	76.86	17:18:07.734
4 -	56.306	0.400	77.23	17:19:04.040
5 -	56.636	0.730	76.78	17:20:00.676
6 -	55.919 (2)	0.013	77.76	17:20:56.595
7 -	57.364	1.458	75.80	17:21:53.959

Brands Hatch Indy  
 Circuit Length = 1.2079 miles  
 Start: 17:15 Flag 17:25 End: 17:31

Weather / Track : Bright / Dry

# Bernie's V8s (featuring classic US muscle cars)

## RACE 18 - LAP ANALYSIS

DIFF = Difference To Personal Best Lap

8 -	56.322	0.416	77.20	17:22:50.281
<b>9 -</b>	<b>55.906 (1)</b>		<b>77.78</b>	<b>17:23:46.187</b>
10 -	56.707	0.801	76.68	17:24:42.894
11 -	56.024 (3)	0.118	77.62	17:25:38.918

### P10 157 Tony PAXMAN

LAP	LAP TIME	DIFF	MPH	TIME OF DAY
1 -	1:03.263	6.946	68.73	17:16:09.060
2 -	57.467	1.150	75.67	17:17:06.527
3 -	57.507	1.190	75.61	17:18:04.034
<b>4 -</b>	<b>56.317 (1)</b>		<b>77.21</b>	<b>17:19:00.351</b>
5 -	57.338	1.021	75.84	17:19:57.689
6 -	57.103	0.786	76.15	17:20:54.792
7 -	57.783	1.466	75.25	17:21:52.575
8 -	56.374 (2)	0.057	77.13	17:22:48.949
9 -	57.089 (3)	0.772	76.17	17:23:46.038
10 -	57.203	0.886	76.02	17:24:43.241
11 -	57.104	0.787	76.15	17:25:40.345

### P11 76 Charles HOLMES

LAP	LAP TIME	DIFF	MPH	TIME OF DAY
1 -	1:04.970	9.017	66.93	17:16:10.767
2 -	57.427	1.474	75.72	17:17:08.194
3 -	56.823	0.870	76.52	17:18:05.017
4 -	56.654 (2)	0.701	76.75	17:19:01.671
5 -	56.863	0.910	76.47	17:19:58.534
6 -	56.679 (3)	0.726	76.72	17:20:55.213
7 -	58.582	2.629	74.23	17:21:53.795
8 -	56.908	0.955	76.41	17:22:50.703
<b>9 -</b>	<b>55.953 (1)</b>		<b>77.71</b>	<b>17:23:46.656</b>
10 -	56.727	0.774	76.65	17:24:43.383
11 -	57.094	1.141	76.16	17:25:40.477

### P12 29 Guy SAMUELS

LAP	LAP TIME	DIFF	MPH	TIME OF DAY
1 -	1:06.328	10.467	65.56	17:16:12.125
2 -	58.047	2.186	74.91	17:17:10.172
3 -	56.688 (3)	0.827	76.71	17:18:06.860
4 -	57.071	1.210	76.19	17:19:03.931
5 -	57.359	1.498	75.81	17:20:01.290
<b>6 -</b>	<b>55.861 (1)</b>		<b>77.84</b>	<b>17:20:57.151</b>
7 -	57.430	1.569	75.72	17:21:54.581
8 -	57.065	1.204	76.20	17:22:51.646
9 -	56.621 (2)	0.760	76.80	17:23:48.267
10 -	56.715	0.854	76.67	17:24:44.982
11 -	59.415	3.554	73.19	17:25:44.397

### P13 77 Barry HOLMES

LAP	LAP TIME	DIFF	MPH	TIME OF DAY
1 -	1:04.333	7.675	67.59	17:16:10.130
2 -	57.112	0.454	76.14	17:17:07.242
3 -	57.316	0.658	75.87	17:18:04.558
<b>4 -</b>	<b>56.658 (1)</b>		<b>76.75</b>	<b>17:19:01.216</b>
5 -	56.691 (2)	0.033	76.70	17:19:57.907
6 -	56.704 (3)	0.046	76.68	17:20:54.611
7 -	56.751	0.093	76.62	17:21:51.362
8 -	56.899	0.241	76.42	17:22:48.261
9 -	57.613	0.955	75.47	17:23:45.874
10 -	58.695	2.037	74.08	17:24:44.569
11 -	1:01.708	5.050	70.47	17:25:46.277

DIFF = Difference To Personal Best Lap

P14 97 Andrew KNIGHT				
LAP	LAP TIME	DIFF	MPH	TIME OF DAY
1 -	1:02.311	6.503	69.78	17:16:08.108
2 -	57.274	1.466	75.92	17:17:05.382
<b>3 -</b>	<b>55.808 (1)</b>		<b>77.92</b>	<b>17:18:01.190</b>
4 -	56.262 (2)	0.454	77.29	17:18:57.452
5 -	56.445 (3)	0.637	77.04	17:19:53.897
6 -	57.163	1.355	76.07	17:20:51.060
7 -	59.028	3.220	73.67	17:21:50.088
8 -	57.320	1.512	75.86	17:22:47.408
9 -	1:04.291	8.483	67.63	17:23:51.699
10 -	59.889	4.081	72.61	17:24:51.588
11 -	59.969	4.161	72.51	17:25:51.557

### P15 8 CHODOSH A / CHODOSH S

LAP	LAP TIME	DIFF	MPH	TIME OF DAY
1 -	1:04.745	7.671	67.16	17:16:10.542
2 -	58.577	1.503	74.23	17:17:09.119
3 -	57.123 (2)	0.049	76.12	17:18:06.242
<b>4 -</b>	<b>57.074 (1)</b>		<b>76.19</b>	<b>17:19:03.316</b>
5 -	58.834	1.760	73.91	17:20:02.150
6 -	58.260	1.186	74.64	17:21:00.410
7 -	59.644	2.570	72.90	17:22:00.054
8 -	58.501	1.427	74.33	17:22:58.555
9 -	57.885	0.811	75.12	17:23:56.440
10 -	57.485 (3)	0.411	75.64	17:24:53.925
11 -	57.993	0.919	74.98	17:25:51.918

### P16 91 Max BOODIE

LAP	LAP TIME	DIFF	MPH	TIME OF DAY
1 -	1:07.854	10.419	64.08	17:16:13.651
2 -	58.272	0.837	74.62	17:17:11.923
3 -	57.671 (2)	0.236	75.40	17:18:09.594
<b>4 -</b>	<b>57.435 (1)</b>		<b>75.71</b>	<b>17:19:07.029</b>
5 -	57.708	0.273	75.35	17:20:04.737
6 -	57.683 (3)	0.248	75.38	17:21:02.420
7 -	58.389	0.954	74.47	17:22:00.809
8 -	58.971	1.536	73.74	17:22:59.780
9 -	58.043	0.608	74.92	17:23:57.823
10 -	58.228	0.793	74.68	17:24:56.051
11 -	58.926	1.491	73.79	17:25:54.977

### P17 616 Armand ADRIAANS

LAP	LAP TIME	DIFF	MPH	TIME OF DAY
1 -	1:09.364	11.182	62.69	17:16:15.161
2 -	59.670	1.488	72.87	17:17:14.831
3 -	58.300	0.118	74.59	17:18:13.131
4 -	58.325	0.143	74.55	17:19:11.456
5 -	58.193 (2)	0.011	74.72	17:20:09.649
<b>6 -</b>	<b>58.182 (1)</b>		<b>74.74</b>	<b>17:21:07.831</b>
7 -	58.238 (3)	0.056	74.66	17:22:06.069
8 -	59.044	0.862	73.65	17:23:05.113
9 -	58.948	0.766	73.77	17:24:04.061
10 -	58.725	0.543	74.05	17:25:02.786

### P18 74 CARTER / CARTER

LAP	LAP TIME	DIFF	MPH	TIME OF DAY
1 -	1:11.103	13.467	61.15	17:16:16.900
2 -	1:00.511	2.875	71.86	17:17:17.411
3 -	1:00.185	2.549	72.25	17:18:17.596

Brands Hatch Indy

Circuit Length = 1.2079 miles

Start: 17:15 Flag 17:25 End: 17:31

Weather / Track : Bright / Dry

# Bernie's V8s (featuring classic US muscle cars)

## RACE 18 - LAP ANALYSIS

DIFF = Difference To Personal Best Lap

4 -	1:00.151	2.515	72.29	17:19:17.747
5 -	59.274	1.638	73.36	17:20:17.021
6 -	57.894	0.258	75.11	17:21:14.915
7 -	57.809 (3)	0.173	75.22	17:22:12.724
8 -	57.886	0.250	75.12	17:23:10.610
9 -	57.747 (2)	0.111	75.30	17:24:08.357
10 -	<b>57.636 (1)</b>		<b>75.44</b>	<b>17:25:05.993</b>

### P19 37 Ken ANGELL

LAP	LAP TIME	DIFF	MPH	TIME OF DAY
1 -	1:12.637	13.877	59.86	17:16:18.434
2 -	59.762	1.002	72.76	17:17:18.196
3 -	1:00.083	1.323	72.37	17:18:18.279
4 -	59.960	1.200	72.52	17:19:18.239
5 -	59.437	0.677	73.16	17:20:17.676
6 -	59.285 (3)	0.525	73.35	17:21:16.961
7 -	<b>58.760 (1)</b>		<b>74.00</b>	<b>17:22:15.721</b>
8 -	59.028 (2)	0.268	73.67	17:23:14.749
9 -	59.597	0.837	72.96	17:24:14.346
10 -	59.716	0.956	72.82	17:25:14.062

### P20 61 William BRYAN

LAP	LAP TIME	DIFF	MPH	TIME OF DAY
1 -	1:09.960	10.354	62.15	17:16:15.757
2 -	1:00.255	0.649	72.17	17:17:16.012
3 -	59.807	0.201	72.71	17:18:15.819
4 -	1:00.764	1.158	71.56	17:19:16.583
5 -	59.684 (3)	0.078	72.86	17:20:16.267
6 -	1:00.568	0.962	71.79	17:21:16.835
7 -	<b>59.606 (1)</b>		<b>72.95</b>	<b>17:22:16.441</b>
8 -	59.626 (2)	0.020	72.93	17:23:16.067
9 -	1:00.394	0.788	72.00	17:24:16.461
10 -	59.728	0.122	72.80	17:25:16.189

### P21 191 Paige LINDENBERG

LAP	LAP TIME	DIFF	MPH	TIME OF DAY
1 -	1:08.465	8.924	63.51	17:16:14.262
2 -	1:00.494	0.953	71.88	17:17:14.756
3 -	1:00.271	0.730	72.15	17:18:15.027
4 -	59.980 (3)	0.439	72.50	17:19:15.007
5 -	<b>59.541 (1)</b>		<b>73.03</b>	<b>17:20:14.548</b>
6 -	59.900 (2)	0.359	72.59	17:21:14.448
7 -	1:00.130	0.589	72.32	17:22:14.578
8 -	1:00.942	1.401	71.35	17:23:15.520
9 -	1:00.735	1.194	71.59	17:24:16.255
10 -	1:00.333	0.792	72.07	17:25:16.588

### P22 1 Mark BOWD

LAP	LAP TIME	DIFF	MPH	TIME OF DAY
1 -	1:10.248	11.120	61.90	17:16:16.045
2 -	1:00.529	1.401	71.84	17:17:16.574
3 -	1:00.241	1.113	72.18	17:18:16.815
4 -	1:00.748	1.620	71.58	17:19:17.563
5 -	1:01.409	2.281	70.81	17:20:18.972
6 -	59.694 (2)	0.566	72.84	17:21:18.666
7 -	<b>59.128 (1)</b>		<b>73.54</b>	<b>17:22:17.794</b>
8 -	59.850 (3)	0.722	72.65	17:23:17.644
9 -	1:00.018	0.890	72.45	17:24:17.662
10 -	59.955	0.827	72.53	17:25:17.617

DIFF = Difference To Personal Best Lap

P23 129 Chris WILSON				
LAP	LAP TIME	DIFF	MPH	TIME OF DAY
1 -	1:15.502	11.378	57.59	17:16:21.299
2 -	1:05.706 (3)	1.582	66.18	17:17:27.005
3 -	<b>1:04.124 (1)</b>		<b>67.81</b>	<b>17:18:31.129</b>
4 -	1:05.351 (2)	1.227	66.54	17:19:36.480
5 -	1:06.854	2.730	65.04	17:20:43.334
6 -	1:11.687	7.563	60.66	17:21:55.021
7 -	1:06.817	2.693	65.08	17:23:01.838
8 -	1:05.899	1.775	65.98	17:24:07.737
9 -	1:07.654	3.530	64.27	17:25:15.391

### P24 39 LIM / JAMES

LAP	LAP TIME	DIFF	MPH	TIME OF DAY
1 -	1:00.923	4.749	71.37	17:16:06.720
2 -	56.447 (3)	0.273	77.03	17:17:03.167
3 -	<b>56.174 (1)</b>		<b>77.41</b>	<b>17:17:59.341</b>
4 -	56.200 (2)	0.026	77.37	17:18:55.541
5 -	56.849	0.675	76.49	17:19:52.390
6 -	57.489	1.315	75.64	17:20:49.879
7 -	58.646	2.472	74.15	17:21:48.525
8 -	58.063	1.889	74.89	17:22:46.588
9 -	58.090	1.916	74.85	17:23:44.678
10 -	57.698	1.524	75.36	17:24:42.376

### P25 22 Marcus BICKNELL

LAP	LAP TIME	DIFF	MPH	TIME OF DAY
1 -	58.721	4.707	74.05	17:16:04.518
2 -	54.491 (2)	0.477	79.80	17:16:59.009
3 -	54.674 (3)	0.660	79.53	17:17:53.683
4 -	<b>54.014 (1)</b>		<b>80.50</b>	<b>17:18:47.697</b>
5 -	56.055	2.041	77.57	17:19:43.752
6 -	55.999	1.985	77.65	17:20:39.751
7 -	1:22.167	28.153	52.92	17:22:01.918

### P26 84 Peter SAMUELS

LAP	LAP TIME	DIFF	MPH	TIME OF DAY
1 -	1:05.703	8.282	66.18	17:16:11.500
2 -	57.773 (3)	0.352	75.27	17:17:09.273
3 -	57.472 (2)	0.051	75.66	17:18:06.745
4 -	<b>57.421 (1)</b>		<b>75.73</b>	<b>17:19:04.166</b>
5 -	58.272	0.851	74.62	17:20:02.438
6 -	58.595	1.174	74.21	17:21:01.033
7 -	1:26.798 P	29.377	50.09	17:22:27.831

### P27 9 ROBINSON / ROBINSON

LAP	LAP TIME	DIFF	MPH	TIME OF DAY
1 -	1:03.264	7.237	68.73	17:16:09.061
2 -	57.057	1.030	76.21	17:17:06.118
3 -	<b>56.027 (1)</b>		<b>77.61</b>	<b>17:18:02.145</b>
4 -	56.068 (2)	0.041	77.55	17:18:58.213
5 -	56.170 (3)	0.143	77.41	17:19:54.383
6 -	56.714	0.687	76.67	17:20:51.097

### P28 57 Mark DU TOIT

LAP	LAP TIME	DIFF	MPH	TIME OF DAY
1 -	1:05.525 (3)	7.816	66.36	17:16:11.322
2 -	59.305 (2)	1.596	73.32	17:17:10.627
3 -	<b>57.709 (1)</b>		<b>75.35</b>	<b>17:18:08.336</b>

Brands Hatch Indy

Circuit Length = 1.2079 miles

Start: 17:15 Flag 17:25 End: 17:31

Weather / Track : Bright / Dry

# Bernie's V8s (featuring classic US muscle cars)

## RACE 18 - STATISTICS

**Competitors Started** 28  
**Planned Start** 2019-06-02 @ 17:20:00.000  
**Actual Start** 2019-06-02 @ 17:15:05.796  
**Finish Time** 2019-06-02 @ 17:25:01.066  
**Track Length** 1.2079mi.  
**Total Laps** 278  
**Total Distance Covered** 335.8088mi.

### Session Fastest Lap History

NO	CL	NAME	LAP TIME	TIME OF DAY	LAP	VEHICLE
88	C	Simon CRIPPS	58.033	17:16:03.836	1	MGB Roadster
88	C	Simon CRIPPS	54.007	17:16:57.844	2	MGB Roadster
99	A	Michael SAUNDERS	53.561	17:16:58.785	2	Ford Escort Mexico
99	A	Michael SAUNDERS	53.377	17:18:46.427	4	Ford Escort Mexico
99	A	Michael SAUNDERS	53.255	17:19:39.681	5	Ford Escort Mexico
2	A	Tim DAVIS	53.077	17:20:45.659	6	TVR Tuscan

### Session Leader History

NO	CL	NAME	FROM LAP	LAPS LED	DISTANCE	VEHICLE
88	C	Simon CRIPPS	1	3	3.62 miles	MGB Roadster
99	A	Michael SAUNDERS	4	8	9.66 miles	Ford Escort Mexico

### Flag History

TYPE	TIME OF DAY
GREEN	17:15:05.796
FINISH	17:25:01.066

### Flag Statistics

TYPE	COUNT	TOTAL LAPS	TOTAL TIME
Green	1	11	16:39.317
Red	0	0	0.000
Safety Car	0	0	0.000
FCY	0	0	0.000

Weather / Track : Bright / Dry

These results are provisional until the conclusion of any judicial and technical matters.

Brands Hatch Indy  
 Circuit Length = 1.2079 miles  
 Start: 17:15 Flag 17:25 End: 17:31

Clerk Of Course :	Timekeeper :
-------------------	--------------

# Bernie's V8s (featuring classic US muscle cars)

## RACE 18 - STATISTICS

CLASS : B

7 Starters

### Fastest Lap History

NO	NAME	LAP TIME	TIME OF DAY	LAP	VEHICLE
80	Mathew SMITH	1:01.277	17:16:07.091	1	TVR Chimaera
110	Michael CAMPAGNE	54.941	17:17:02.232	2	Corvette
110	Michael CAMPAGNE	54.506	17:17:56.737	3	Corvette
80	Mathew SMITH	54.341	17:19:48.906	5	TVR Chimaera

### Leader History

NO	NAME	FROM LAP	LAPS LED	DISTANCE	VEHICLE
80	Mathew SMITH	1	1	1.20 miles	TVR Chimaera
110	Michael CAMPAGNE	2	8	9.66 miles	Corvette
80	Mathew SMITH	10	2	2.41 miles	TVR Chimaera

Weather / Track : Bright / Dry

These results are provisional until the conclusion of any judicial and technical matters.

Brands Hatch Indy

Circuit Length = 1.2079 miles

Start: 17:15 Flag 17:25 End: 17:31

Clerk Of Course :

Timekeeper :

# Bernie's V8s (featuring classic US muscle cars)

## RACE 18 - STATISTICS

CLASS : A

10 Starters

### Fastest Lap History

NO	NAME	LAP TIME	TIME OF DAY	LAP	VEHICLE
22	Marcus BICKNELL	58.721	17:16:04.532	1	Ford Fusion ASCAR V8 Mk3
99	Michael SAUNDERS	53.561	17:16:58.785	2	Ford Escort Mexico
99	Michael SAUNDERS	53.377	17:18:46.427	4	Ford Escort Mexico
99	Michael SAUNDERS	53.255	17:19:39.681	5	Ford Escort Mexico
2	Tim DAVIS	53.077	17:20:45.659	6	TVR Tuscan

### Leader History

NO	NAME	FROM LAP	LAPS LED	DISTANCE	VEHICLE
22	Marcus BICKNELL	1	1	1.20 miles	Ford Fusion ASCAR V8 Mk3
99	Michael SAUNDERS	2	10	12.07 miles	Ford Escort Mexico

Weather / Track : Bright / Dry

These results are provisional until the conclusion of any judicial and technical matters.

Brands Hatch Indy

Circuit Length = 1.2079 miles

Start: 17:15 Flag 17:25 End: 17:31

Clerk Of Course :

Timekeeper :



**Bernie's V8s (featuring classic US muscle cars)**

**RACE 18 - STATISTICS**

**CLASS : C**

**8 Starters**

**Fastest Lap History**

NO	NAME	LAP TIME	TIME OF DAY	LAP	VEHICLE
88	Simon CRIPPS	58.033	17:16:03.836	1	MGB Roadster
88	Simon CRIPPS	54.007	17:16:57.844	2	MGB Roadster
88	Simon CRIPPS	53.951	17:22:24.070	8	MGB Roadster

**Leader History**

NO	NAME	FROM LAP	LAPS LED	DISTANCE	VEHICLE
88	Simon CRIPPS	1	11	13.28 miles	MGB Roadster

**Weather / Track : Bright / Dry**

**These results are provisional until the conclusion of any judicial and technical matters.**

Brands Hatch Indy

Circuit Length = 1.2079 miles

Start: 17:15 Flag 17:25 End: 17:31

Clerk Of Course :

Timekeeper :

**Bernie's V8s (featuring classic US muscle cars)**

**RACE 18 - STATISTICS**

**CLASS : TBC**

**3 Starters**

**Fastest Lap History**

NO	NAME	LAP TIME	TIME OF DAY	LAP	VEHICLE
65	Jonathan DU TOIT	<b>1:01.868</b>	17:16:07.718	1	Chevrolet Nova
65	Jonathan DU TOIT	<b>56.829</b>	17:17:04.545	2	Chevrolet Nova
65	Jonathan DU TOIT	<b>55.906</b>	17:18:00.450	3	Chevrolet Nova
65	Jonathan DU TOIT	<b>55.842</b>	17:18:56.292	4	Chevrolet Nova
65	Jonathan DU TOIT	<b>55.563</b>	17:20:48.240	6	Chevrolet Nova
65	Jonathan DU TOIT	<b>55.470</b>	17:23:35.128	9	Chevrolet Nova

**Leader History**

NO	NAME	FROM LAP	LAPS LED	DISTANCE	VEHICLE
65	Jonathan DU TOIT	1	11	13.28 miles	Chevrolet Nova

**Weather / Track : Bright / Dry**

**These results are provisional until the conclusion of any judicial and technical matters.**

Brands Hatch Indy

Circuit Length = 1.2079 miles

Start: 17:15 Flag 17:25 End: 17:31

Clerk Of Course :

Timekeeper :