



MX-5 CUP CHAMPIONSHIP

Castle Combe Circuit

19th September 2020



Results Provided by Timing Solutions Ltd

www.tsl-timing.com

750MC Mazda

QUALIFYING - RACE 1 - CLASSIFICATION

POS	NO	NAME	ENTRY	TIME	ON	LAPS	GAP	DIFF	MPH
1	76	Alistair BRAY	Mazda MX5	1:20.843	7	7			82.38
2	1	Ben HANCY	Mazda MX5	1:20.965	6	6	0.122	0.122	82.25
3	71	Ben SHORT	Mazda MX5	1:21.345	7	7	0.502	0.380	81.87
4	77	Steve FODEN	Mazda MX5	1:22.178	1	6	1.335	0.833	81.04
5	35	Jason GREATREX	Mazda MX5	1:22.198	1	6	1.355	0.020	81.02
6	37	Tim DORE	Mazda MX5	1:22.585	1	6	1.742	0.387	80.64
7	41	Tom SMITH	Mazda MX5	1:22.768	4	6	1.925	0.183	80.46
8	17	Howard LANCASHIRE	Mazda MX5	1:22.946	6	6	2.103	0.178	80.29
9	27	Dan BLAKE	Mazda MX5	1:23.215	6	6	2.372	0.269	80.03
10	154	Marcus BAILEY	Mazda MX5	1:23.445	4	6	2.602	0.230	79.81
11	34	Callum GREATREX	Mazda MX5	1:23.472	3	6	2.629	0.027	79.78
12	61*	Jake DORMER	Mazda MX5	1:23.601	5	6	2.758	0.129	79.66
13	72	Matthew SHORT	Mazda MX5	1:23.641	4	6	2.798	0.040	79.62
14	22	Adrian JOHNSON	Mazda MX5	1:23.677	1	6	2.834	0.036	79.59
15	777*	Courtney MILNES	Mazda MX5	1:23.699	3	6	2.856	0.022	79.57
16	67	David ABBITT	Mazda MX5	1:23.883	5	6	3.040	0.184	79.39
17	113	Alex RIVETT	Mazda MX5	1:24.268	5	6	3.425	0.385	79.03
18	8	Richard BAXTER	Mazda MX5	1:24.333	1	1	3.490	0.065	78.97
19	15	Charlotte FOX	Mazda MX5	1:24.424	7	7	3.581	0.091	78.88
20	14	Lloyd HUGGINS	Mazda MX5	1:24.625	4	6	3.782	0.201	78.70
21	192	Taylor JOHNSON	Mazda MX5	1:24.663	5	6	3.820	0.038	78.66
22	25	Daniel WATKINS	Mazda MX5	1:25.191	4	5	4.348	0.528	78.17
23	21	Matthew PENNEFATHER-NEAL	Mazda MX5	1:25.193	6	6	4.350	0.002	78.17
24	66	Hayden MCDONALD	Mazda MX5	1:25.209	5	6	4.366	0.016	78.16
25	144	George KING	Mazda MX5	1:26.376	6	6	5.533	1.167	77.10
26	238	Chris REECE	Mazda MX5	1:26.456	3	6	5.613	0.080	77.03
27	23	Stephen REECE	Mazda MX5	1:26.847	3	6	6.004	0.391	76.68
28	64	Philip DOUTHWAITE	Mazda MX5	1:27.288	6	6	6.445	0.441	76.29
29	98	Alex LEWINGTON	Mazda MX5	1:27.472	5	6	6.629	0.184	76.13
30	75	Rob BOND	Mazda MX5	1:27.708	6	6	6.865	0.236	75.93
31	54	Chris MOORE	Mazda MX5	1:27.956	5	6	7.113	0.248	75.72
32	46*	Nicola FAVOT	Mazda MX5	1:28.182	5	5	7.339	0.226	75.52
33	55*	Ian VAN REENEN	Mazda MX5	1:28.696	5	6	7.853	0.514	75.08
34	51	David RICKARDS	Mazda MX5	1:29.296	3	6	8.453	0.600	74.58
35	70	Jeremy RIVERS-FLETCHER	Mazda MX5	1:29.633	6	6	8.790	0.337	74.30
36	191	Philip Andrew BARRETT	Mazda MX5	1:30.592	5	6	9.749	0.959	73.51

*Car Nos - 46, 55, 61 & 777 - No working transponder - Please fit for Races - Q.12.2.1

Weather / Track : Bright / Dry

These results are provisional until the conclusion of any judicial and technical matters.

Castle Combe

Circuit Length = 1.8500 miles

Start: 08:43 Flag 09:09 End: 09:10

Clerk Of Course :	Steward :	Timekeeper : Peter Knight
-------------------	-----------	---------------------------

750MC Mazda

QUALIFYING - RACE 1 - LAP ANALYSIS

DIFF = Difference To Personal Best Lap

P1 76 Alistair BRAY				
LAP	LAP TIME	DIFF	MPH	TIME OF DAY
1 -	1:21.170 (2)	0.327	82.05	08:46:17.142
2 -	1:23.542	2.699	79.72	08:47:40.684
3 -	12:40.926	11:20.083	8.75	09:00:21.610
4 -	1:21.925 (3)	1.082	81.29	09:01:43.535
5 -	1:23.189	2.346	80.05	09:03:06.724
6 -	1:22.173	1.330	81.04	09:04:28.897
7 -	1:20.843 (1)		82.38	09:05:49.740

P2 1 Ben HANCY				
LAP	LAP TIME	DIFF	MPH	TIME OF DAY
1 -	1:22.199 (3)	1.234	81.02	08:46:17.764
2 -	14:03.479	12:42.514	7.89	09:00:21.243
3 -	1:22.113 (2)	1.148	81.10	09:01:43.356
4 -	1:23.265	2.300	79.98	09:03:06.621
5 -	1:22.772	1.807	80.46	09:04:29.393
6 -	1:20.965 (1)		82.25	09:05:50.358

P3 71 Ben SHORT				
LAP	LAP TIME	DIFF	MPH	TIME OF DAY
1 -	1:22.324	0.979	80.90	08:46:18.115
2 -	1:22.267	0.922	80.95	08:47:40.382
3 -	12:40.450	11:19.105	8.75	09:00:20.832
4 -	1:21.417 (2)	0.072	81.80	09:01:42.249
5 -	1:22.690	1.345	80.54	09:03:04.939
6 -	1:22.143 (3)	0.798	81.07	09:04:27.082
7 -	1:21.345 (1)		81.87	09:05:48.427

P4 77 Steve FODEN				
LAP	LAP TIME	DIFF	MPH	TIME OF DAY
1 -	1:22.178 (1)		81.04	08:46:19.805
2 -	14:03.244	12:41.066	7.89	09:00:23.049
3 -	1:23.151 (3)	0.973	80.09	09:01:46.200
4 -	1:24.365	2.187	78.94	09:03:10.565
5 -	1:24.348	2.170	78.95	09:04:34.913
6 -	1:22.481 (2)	0.303	80.74	09:05:57.394

P5 35 Jason GREATREX				
LAP	LAP TIME	DIFF	MPH	TIME OF DAY
1 -	1:22.198 (1)		81.02	08:46:24.173
2 -	13:29.846	12:07.648	8.22	08:59:54.019
3 -	1:22.330 (2)	0.132	80.89	09:01:16.349
4 -	1:22.797	0.599	80.43	09:02:39.146
5 -	1:22.423 (3)	0.225	80.80	09:04:01.569
6 -	1:30.714	8.516	73.41	09:05:32.283

P6 37 Tim DORE				
LAP	LAP TIME	DIFF	MPH	TIME OF DAY
1 -	1:22.585 (1)		80.64	08:46:19.528
2 -	14:04.325	12:41.740	7.88	09:00:23.853
3 -	1:23.040 (2)	0.455	80.20	09:01:46.893
4 -	1:24.221 (3)	1.636	79.07	09:03:11.114
5 -	1:24.650	2.065	78.67	09:04:35.764
6 -	1:25.491	2.906	77.90	09:06:01.255

P7 41 Tom SMITH				
LAP	LAP TIME	DIFF	MPH	TIME OF DAY

DIFF = Difference To Personal Best Lap

1 -	1:23.903 (3)	1.135	79.37	08:46:22.882
2 -	14:01.637	12:38.869	7.91	09:00:24.519
3 -	1:25.365	2.597	78.01	09:01:49.884
4 -	1:22.768 (1)		80.46	09:03:12.652
5 -	1:23.232 (2)	0.464	80.01	09:04:35.884
6 -	1:25.563	2.795	77.83	09:06:01.447

P8 17 Howard LANCASHIRE				
LAP	LAP TIME	DIFF	MPH	TIME OF DAY
1 -	1:25.713	2.767	77.70	08:46:31.943
2 -	14:09.824	12:46.878	7.83	09:00:41.767
3 -	1:24.592	1.646	78.73	09:02:06.359
4 -	1:23.813 (2)	0.867	79.46	09:03:30.172
5 -	1:24.239 (3)	1.293	79.06	09:04:54.411
6 -	1:22.946 (1)		80.29	09:06:17.357

P9 27 Dan BLAKE				
LAP	LAP TIME	DIFF	MPH	TIME OF DAY
1 -	1:27.975	4.760	75.70	08:46:53.008
2 -	13:15.201	11:51.986	8.37	09:00:08.209
3 -	1:27.323	4.108	76.26	09:01:35.532
4 -	1:26.278 (3)	3.063	77.19	09:03:01.810
5 -	1:25.041 (2)	1.826	78.31	09:04:26.851
6 -	1:23.215 (1)		80.03	09:05:50.066

P10 154 Marcus BAILEY				
LAP	LAP TIME	DIFF	MPH	TIME OF DAY
1 -	1:23.797 (3)	0.352	79.47	08:46:26.222
2 -	14:02.178	12:38.733	7.90	09:00:28.400
3 -	1:23.872	0.427	79.40	09:01:52.272
4 -	1:23.445 (1)		79.81	09:03:15.717
5 -	1:23.570 (2)	0.125	79.69	09:04:39.287
6 -	1:25.069	1.624	78.28	09:06:04.356

P11 34 Callum GREATREX				
LAP	LAP TIME	DIFF	MPH	TIME OF DAY
1 -	1:23.827 (3)	0.355	79.44	08:46:26.453
2 -	14:06.695	12:43.223	7.86	09:00:33.148
3 -	1:23.472 (1)		79.78	09:01:56.620
4 -	1:24.130	0.658	79.16	09:03:20.750
5 -	1:25.535	2.063	77.86	09:04:46.285
6 -	1:23.671 (2)	0.199	79.59	09:06:09.956

P12 61 Jake DORMER				
LAP	LAP TIME	DIFF	MPH	TIME OF DAY
1 -	1:39.538	15.937	66.90	08:47:00.622
2 -	13:12.435	11:48.834	8.40	09:00:13.057
3 -	1:25.735 (3)	2.134	77.68	09:01:38.792
4 -	1:26.373	2.772	77.10	09:03:05.165
5 -	1:23.601 (1)		79.66	09:04:28.766
6 -	1:23.615 (2)	0.014	79.65	09:05:52.381

P13 72 Matthew SHORT				
LAP	LAP TIME	DIFF	MPH	TIME OF DAY
1 -	1:23.944	0.303	79.33	08:46:23.560
2 -	14:03.414	12:39.773	7.89	09:00:26.974
3 -	1:23.644 (2)	0.003	79.62	09:01:50.618
4 -	1:23.641 (1)		79.62	09:03:14.259
5 -	1:23.923 (3)	0.282	79.35	09:04:38.182

Castle Combe

Circuit Length = 1.8500 miles

Start: 08:43 Flag 09:09 End: 09:10

Weather / Track : Bright / Dry

750MC Mazda

QUALIFYING - RACE 1 - LAP ANALYSIS

DIFF = Difference To Personal Best Lap

6 - 1:24.669 1.028 78.65 09:06:02.851

P14 22 Adrian JOHNSON

LAP	LAP TIME	DIFF	MPH	TIME OF DAY
1 -	1:23.677 (1)		79.59	08:46:27.501
2 -	14:05.505	12:41.828	7.87	09:00:33.006
3 -	1:25.605	1.928	77.79	09:01:58.611
4 -	1:25.134	1.457	78.22	09:03:23.745
5 -	1:24.096 (3)	0.419	79.19	09:04:47.841
6 -	1:24.085 (2)	0.408	79.20	09:06:11.926

P15 777 Courtney MILNES

LAP	LAP TIME	DIFF	MPH	TIME OF DAY
1 -	1:24.853	1.154	78.48	08:46:28.353
2 -	14:01.613	12:37.914	7.91	09:00:29.966
3 -	1:23.699 (1)		79.57	09:01:53.665
4 -	1:26.225	2.526	77.24	09:03:19.890
5 -	1:24.033 (2)	0.334	79.25	09:04:43.923
6 -	1:24.186 (3)	0.487	79.11	09:06:08.109

P16 67 David ABBITT

LAP	LAP TIME	DIFF	MPH	TIME OF DAY
1 -	1:28.988	5.105	74.84	08:46:43.332
2 -	13:14.950	11:51.067	8.37	08:59:58.282
3 -	1:24.784 (3)	0.901	78.55	09:01:23.066
4 -	1:25.134	1.251	78.22	09:02:48.200
5 -	1:23.883 (1)		79.39	09:04:12.083
6 -	1:24.520 (2)	0.637	78.79	09:05:36.603

P17 113 Alex RIVETT

LAP	LAP TIME	DIFF	MPH	TIME OF DAY
1 -	1:24.741	0.473	78.59	08:46:29.340
2 -	14:05.903	12:41.635	7.87	09:00:35.243
3 -	1:24.354 (2)	0.086	78.95	09:01:59.597
4 -	1:25.642	1.374	77.76	09:03:25.239
5 -	1:24.268 (1)		79.03	09:04:49.507
6 -	1:24.441 (3)	0.173	78.87	09:06:13.948

P18 8 Richard BAXTER

LAP	LAP TIME	DIFF	MPH	TIME OF DAY
1 -	1:24.333 (1)		78.97	08:45:56.169

P19 15 Charlotte FOX

LAP	LAP TIME	DIFF	MPH	TIME OF DAY
1 -	1:26.300	1.876	77.17	08:46:04.237
2 -	1:25.879 (3)	1.455	77.55	08:47:30.116
3 -	13:01.823	11:37.399	8.51	09:00:31.939
4 -	1:25.963	1.539	77.47	09:01:57.902
5 -	1:25.823 (2)	1.399	77.60	09:03:23.725
6 -	1:25.883	1.459	77.54	09:04:49.608
7 -	1:24.424 (1)		78.88	09:06:14.032

P20 14 Lloyd HUGGINS

LAP	LAP TIME	DIFF	MPH	TIME OF DAY
1 -	1:29.283	4.658	74.59	08:46:42.432
2 -	13:15.099	11:50.474	8.37	08:59:57.531
3 -	1:24.949 (3)	0.324	78.40	09:01:22.480
4 -	1:24.625 (1)		78.70	09:02:47.105

DIFF = Difference To Personal Best Lap

5 - 1:24.649 (2) 0.024 78.67 09:04:11.754

6 - 1:25.030 0.405 78.32 09:05:36.784

P21 192 Taylor JOHNSON

LAP	LAP TIME	DIFF	MPH	TIME OF DAY
1 -	1:27.740	3.077	75.90	08:46:33.754
2 -	13:23.188	11:58.525	8.29	08:59:56.942
3 -	1:27.218	2.555	76.36	09:01:24.160
4 -	1:25.532 (3)	0.869	77.86	09:02:49.692
5 -	1:24.663 (1)		78.66	09:04:14.355
6 -	1:24.999 (2)	0.336	78.35	09:05:39.354

P22 25 Daniel WATKINS

LAP	LAP TIME	DIFF	MPH	TIME OF DAY
1 -	1:26.759 (3)	1.568	76.76	08:46:39.265
2 -	13:13.545	11:48.354	8.39	08:59:52.810
3 -	1:25.547 (2)	0.356	77.85	09:01:18.357
4 -	1:25.191 (1)		78.17	09:02:43.548
5 -	1:36.543 P	11.352	68.98	09:04:20.091

P23 21 Matthew PENNEFATHER-NEAL

LAP	LAP TIME	DIFF	MPH	TIME OF DAY
1 -	1:27.538	2.345	76.08	08:46:38.586
2 -	13:17.634	11:52.441	8.34	08:59:56.220
3 -	1:25.942	0.749	77.49	09:01:22.162
4 -	1:25.571 (2)	0.378	77.83	09:02:47.733
5 -	1:25.813 (3)	0.620	77.61	09:04:13.546
6 -	1:25.193 (1)		78.17	09:05:38.739

P24 66 Hayden MCDONALD

LAP	LAP TIME	DIFF	MPH	TIME OF DAY
1 -	1:30.501	5.292	73.59	08:47:00.306
2 -	13:17.422	11:52.213	8.35	09:00:17.728
3 -	1:26.178 (2)	0.969	77.28	09:01:43.906
4 -	1:28.556	3.347	75.20	09:03:12.462
5 -	1:25.209 (1)		78.16	09:04:37.671
6 -	1:26.342 (3)	1.133	77.13	09:06:04.013

P25 144 George KING

LAP	LAP TIME	DIFF	MPH	TIME OF DAY
1 -	1:30.383	4.007	73.68	08:46:52.344
2 -	13:20.512	11:54.136	8.31	09:00:12.856
3 -	1:28.056 (3)	1.680	75.63	09:01:40.912
4 -	1:28.676	2.300	75.10	09:03:09.588
5 -	1:27.293 (2)	0.917	76.29	09:04:36.881
6 -	1:26.376 (1)		77.10	09:06:03.257

P26 238 Chris REECE

LAP	LAP TIME	DIFF	MPH	TIME OF DAY
1 -	1:30.510	4.054	73.58	08:46:45.554
2 -	13:13.575	11:47.119	8.39	08:59:59.129
3 -	1:26.456 (1)		77.03	09:01:25.585
4 -	1:26.663 (2)	0.207	76.84	09:02:52.248
5 -	1:26.838 (3)	0.382	76.69	09:04:19.086
6 -	1:27.595	1.139	76.03	09:05:46.681

Weather / Track : Bright / Dry

Castle Combe
Circuit Length = 1.8500 miles
Start: 08:43 Flag 09:09 End: 09:10

750MC Mazda

QUALIFYING - RACE 1 - LAP ANALYSIS

DIFF = Difference To Personal Best Lap

P27 23 Stephen REECE				
LAP	LAP TIME	DIFF	MPH	TIME OF DAY
1 -	1:31.954	5.107	72.42	08:46:51.763
2 -	13:20.675	11:53.828	8.31	09:00:12.438
3 -	1:26.847 (1)		76.68	09:01:39.285
4 -	1:29.951	3.104	74.04	09:03:09.236
5 -	1:27.491 (2)	0.644	76.12	09:04:36.727
6 -	1:29.252 (3)	2.405	74.62	09:06:05.979

P28 64 Philip DOUTHWAITE				
LAP	LAP TIME	DIFF	MPH	TIME OF DAY
1 -	1:32.071	4.783	72.33	08:46:51.305
2 -	13:16.748	11:49.460	8.35	09:00:08.053
3 -	1:30.100 (2)	2.812	73.91	09:01:38.153
4 -	1:32.272	4.984	72.17	09:03:10.425
5 -	1:31.984 (3)	4.696	72.40	09:04:42.409
6 -	1:27.288 (1)		76.29	09:06:09.697

P29 98 Alex LEWINGTON				
LAP	LAP TIME	DIFF	MPH	TIME OF DAY
1 -	1:31.874	4.402	72.49	08:46:49.829
2 -	13:17.124	11:49.652	8.35	09:00:06.953
3 -	1:30.570	3.098	73.53	09:01:37.523
4 -	1:30.339 (2)	2.867	73.72	09:03:07.862
5 -	1:27.472 (1)		76.13	09:04:35.334
6 -	1:30.449 (3)	2.977	73.63	09:06:05.783

P30 75 Rob BOND				
LAP	LAP TIME	DIFF	MPH	TIME OF DAY
1 -	1:33.210	5.502	71.45	08:47:05.864
2 -	13:14.707	11:46.999	8.38	09:00:20.571
3 -	1:29.949	2.241	74.04	09:01:50.520
4 -	1:29.203 (2)	1.495	74.66	09:03:19.723
5 -	1:29.676 (3)	1.968	74.26	09:04:49.399
6 -	1:27.708 (1)		75.93	09:06:17.107

P31 54 Chris MOORE				
LAP	LAP TIME	DIFF	MPH	TIME OF DAY
1 -	1:33.462	5.506	71.25	08:46:51.017
2 -	13:21.226	11:53.270	8.31	09:00:12.243
3 -	1:32.864	4.908	71.71	09:01:45.107
4 -	1:31.712 (3)	3.756	72.61	09:03:16.819
5 -	1:27.956 (1)		75.72	09:04:44.775
6 -	1:28.960 (2)	1.004	74.86	09:06:13.735

P32 46 Nicola FAVOT				
LAP	LAP TIME	DIFF	MPH	TIME OF DAY
1 -	1:34.048 (3)	5.866	70.81	08:47:05.385
2 -	13:21.391	11:53.209	8.31	09:00:26.776
3 -	3:01.219	1:33.037	36.75	09:03:27.995
4 -	1:29.230 (2)	1.048	74.63	09:04:57.225
5 -	1:28.182 (1)		75.52	09:06:25.407

P33 55 Ian VAN REENEN				
LAP	LAP TIME	DIFF	MPH	TIME OF DAY
1 -	1:33.277	4.581	71.40	08:46:47.489
2 -	13:17.259	11:48.563	8.35	09:00:04.748
3 -	1:32.133	3.437	72.28	09:01:36.881

DIFF = Difference To Personal Best Lap

4 -	1:28.971 (2)	0.275	74.85	09:03:05.852
5 -	1:28.696 (1)		75.08	09:04:34.548
6 -	1:30.749 (3)	2.053	73.38	09:06:05.297

P34 51 David RICKARDS				
LAP	LAP TIME	DIFF	MPH	TIME OF DAY
1 -	1:33.956	4.660	70.88	08:46:46.478
2 -	13:16.923	11:47.627	8.35	09:00:03.401
3 -	1:29.296 (1)		74.58	09:01:32.697
4 -	1:29.947 (3)	0.651	74.04	09:03:02.644
5 -	1:30.277	0.981	73.77	09:04:32.921
6 -	1:29.430 (2)	0.134	74.47	09:06:02.351

P35 70 Jeremy RIVERS-FLETCHER				
LAP	LAP TIME	DIFF	MPH	TIME OF DAY
1 -	1:33.322	3.689	71.36	08:46:57.669
2 -	13:22.277	11:52.644	8.30	09:00:19.946
3 -	1:33.490	3.857	71.23	09:01:53.436
4 -	1:31.211 (3)	1.578	73.01	09:03:24.647
5 -	1:29.682 (2)	0.049	74.26	09:04:54.329
6 -	1:29.633 (1)		74.30	09:06:23.962

P36 191 Philip Andrew BARRETT				
LAP	LAP TIME	DIFF	MPH	TIME OF DAY
1 -	1:36.621	6.029	68.92	08:47:05.169
2 -	13:29.319	11:58.727	8.22	09:00:34.488
3 -	1:31.705 (3)	1.113	72.62	09:02:06.193
4 -	1:30.897 (2)	0.305	73.27	09:03:37.090
5 -	1:30.592 (1)		73.51	09:05:07.682
6 -	1:39.025	8.433	67.25	09:06:46.707

Weather / Track : Bright / Dry

Castle Combe
Circuit Length = 1.8500 miles
Start: 08:43 Flag 09:09 End: 09:10

750MC Mazda

QUALIFYING - RACE 1 - STATISTICS

Competitors Started 36
Planned Start 2020-09-19 @ 08:45:00.000
Actual Start 2020-09-19 @ 08:43:03.078
Finish Time 2020-09-19 @ 09:09:58.611
Track Length 1.8500mi.
Total Laps 212
Total Distance Covered 392.2017mi.

Session Fastest Lap History

NO	NAME	LAP TIME	TIME OF DAY	LAP	VEHICLE
8	Richard BAXTER	1:24.333	08:45:56.173	1	Mazda MX5
76	Alistair BRAY	1:21.170	08:46:17.146	1	Mazda MX5
76	Alistair BRAY	1:20.843	09:05:49.743	7	Mazda MX5

Flag History

TYPE	TIME OF DAY
GREEN	08:43:03.078
RED	08:47:40.879
GREEN	08:58:23.496
RED	09:06:51.482
FINISH	09:09:58.611

Flag Statistics


TYPE	COUNT	TOTAL LAPS	TOTAL TIME
Green	2	7	13:05.787
Red	2	0	13:49.745
Safety Car	0	0	0.000
FCY	0	0	0.000

750MC Mazda

RACE 1 - GRID (15 minutes)

ROW 18	35	191	1:30.592 Phillip Andrew BARRETT	36	8	1:24.333 Richard BAXTER	
ROW 17	33	51	1:29.296 David RICKARDS	34	70	1:29.633 Jeremy RIVERS-FLETCHER	
ROW 16		31	46	1:28.182 Nicola FAVOT	32	55	1:28.696 Ian VAN REENEN
ROW 15	29	75	1:27.708 Rob BOND	30	54	1:27.956 Chris MOORE	
ROW 14		27	64	1:27.288 Philip DOUTHWAITE	28	98	1:27.472 Alex LEWINGTON
ROW 13	25	238	1:26.456 Chris REECE	26	23	1:26.847 Stephen REECE	
ROW 12		23	66	1:25.209 Hayden MCDONALD	24	144	1:26.376 George KING
ROW 11	21	25	1:25.191 Daniel WATKINS	22	21	1:25.193 Matthew PENNEFATHER-NEAL	
ROW 10		19	14	1:24.625 Lloyd HUGGINS	20	192	1:24.663 Taylor JOHNSON
ROW 9	17	113	1:24.268 Alex RIVETT	18	15	1:24.424 Charlotte FOX	
ROW 8		15	777	1:23.699 Courtney MILNES	16	67	1:23.883 David ABBITT
ROW 7	13	72	1:23.641 Matthew SHORT	14	22	1:23.677 Adrian JOHNSON	
ROW 6		11	34	1:23.472 Callum GREATREX	12	61	1:23.601 Jake DORMER
ROW 5	9	27	1:23.215 Dan BLAKE	10	154	1:23.445 Marcus BAILEY	
ROW 4		7	41	1:22.768 Tom SMITH	8	17	1:22.946 Howard LANCASHIRE
ROW 3	5	35	1:22.198 Jason GREATREX	6	37	1:22.585 Tim DORE	
ROW 2		3	71	1:21.345 Ben SHORT	4	77	1:22.178 Steve FODEN
ROW 1	1	76	1:20.843 Alistair BRAY	2	1	1:20.965 Ben HANCY	

Pole



Castle Combe
Circuit Length = 1.8500 miles

These results are provisional until the conclusion of any judicial and technical matters.

Clerk Of Course :	Steward :	Timekeeper : Peter Knight
-------------------	-----------	---------------------------

750MC Mazda

RACE 1 - CLASSIFICATION

POS	NO	NAME	ENTRY	LAPS	TIME	GAP	DIFF	MPH	BEST	ON
1	71	Ben SHORT	Mazda MX5	11	15:09.835			80.52	1:21.441	7
2	1	Ben HANCY	Mazda MX5	11	15:10.838	1.003	1.003	80.43	1:21.467	7
3	77	Steve FODEN	Mazda MX5	11	15:13.083	3.248	2.245	80.23	1:21.504	8
4	35	Jason GREATREX	Mazda MX5	11	15:14.756	4.921	1.673	80.08	1:21.770	3
5	76	Alistair BRAY	Mazda MX5	11	15:17.101	7.266	2.345	79.88	1:21.491	7
6	41	Tom SMITH	Mazda MX5	11	15:26.503	16.668	9.402	79.07	1:23.035	9
7	154	Marcus BAILEY	Mazda MX5	11	15:32.064	22.229	5.561	78.60	1:23.438	2
8	34	Callum GREATREX	Mazda MX5	11	15:32.638	22.803	0.574	78.55	1:23.564	9
9	777*	Courtney MILNES	Mazda MX5	11	15:37.813	27.978	5.175	78.11	1:22.710	9
10	61	Jake DORMER	Mazda MX5	11	15:37.930	28.095	0.117	78.10	1:23.214	9
11	17	Howard LANCASHIRE	Mazda MX5	11	15:38.350	28.515	0.420	78.07	1:23.166	3
12	22	Adrian JOHNSON	Mazda MX5	11	15:47.103	37.268	8.753	77.35	1:23.875	4
13	14	Lloyd HUGGINS	Mazda MX5	11	15:47.414	37.579	0.311	77.32	1:23.883	5
14	8	Richard BAXTER	Mazda MX5	11	15:47.864	38.029	0.450	77.28	1:23.057	9
15	67	David ABBITT	Mazda MX5	11	15:47.975	38.140	0.111	77.28	1:24.133	8
16	113	Alex RIVETT	Mazda MX5	11	15:48.232	38.397	0.257	77.25	1:23.668	7
17	15	Charlotte FOX	Mazda MX5	11	15:48.550	38.715	0.318	77.23	1:24.456	5
18	66	Hayden MCDONALD	Mazda MX5	11	15:51.633	41.798	3.083	76.98	1:24.815	6
19	37	Tim DORE	Mazda MX5	11	15:55.032	45.197	3.399	76.70	1:23.533	2
20	25	Daniel WATKINS	Mazda MX5	11	16:02.774	52.939	7.742	76.09	1:23.972	8
21	192	Taylor JOHNSON	Mazda MX5	11	16:03.403	53.568	0.629	76.04	1:25.134	9
22	72	Matthew SHORT	Mazda MX5	11	16:06.787	56.952	3.384	75.77	1:22.882	7
23	144	George KING	Mazda MX5	11	16:09.965	1:00.130	3.178	75.52	1:26.321	7
24	55	Ian VAN REENEN	Mazda MX5	11	16:21.742	1:11.907	11.777	74.62	1:26.414	6
25	23	Stephen REECE	Mazda MX5	11	16:21.963	1:12.128	0.221	74.60	1:26.067	4
26	64	Philip DOUTHWAITE	Mazda MX5	11	16:22.447	1:12.612	0.484	74.56	1:26.597	6
27	238	Chris REECE	Mazda MX5	11	16:22.857	1:13.022	0.410	74.53	1:27.076	8
28	98	Alex LEWINGTON	Mazda MX5	11	16:23.760	1:13.925	0.903	74.46	1:26.628	7
29	54	Chris MOORE	Mazda MX5	11	16:39.363	1:29.528	15.603	73.30	1:27.320	7
30	46	Nicola FAVOT	Mazda MX5	10	15:12.248	1 Lap	1 Lap	73.00	1:27.358	7
31	191	Philip Andrew BARRETT	Mazda MX5	10	15:15.957	1 Lap	3.709	72.71	1:28.210	2
32	75	Rob BOND	Mazda MX5	10	15:18.268	1 Lap	2.311	72.52	1:28.786	7
33	51	David RICKARDS	Mazda MX5	10	15:24.224	1 Lap	5.956	72.06	1:27.909	8
34	27	Dan BLAKE	Mazda MX5	9	15:28.686	2 Laps	1 Lap	64.54	1:23.400	3

NOT CLASSIFIED

DNF	21	Matthew PENNEFATHER-NEAL	Mazda MX5	10	14:35.013	1 Lap	0.000	76.11	1:24.948	4
DNF	70	Jeremy RIVERS-FLETCHER	Mazda MX5	9	13:41.547	2 Laps	1 Lap	72.96	1:28.660	3

FASTEST LAP

71	Ben SHORT	Mazda MX5	7	1:21.441	81.77 mph	131.60 kph
----	-----------	-----------	---	----------	-----------	------------

*Car No 777 - Still no working transponder - Please fit for remaining races - Q.12.2.1

Weather / Track : Sunny / Dry

These results are provisional until the conclusion of any judicial and technical matters.

Castle Combe

Circuit Length = 1.8500 miles

Start: 12:01 Flag 12:16 End: 12:18

Clerk Of Course :	Steward :	Timekeeper : Peter Knight
-------------------	-----------	---------------------------

750MC Mazda

RACE 1 - LAP CHART

LAP 1 @ 12:02:32.858			LAP 2 @ 12:03:55.532			LAP 3 @ 12:05:17.830			LAP 4 @ 12:06:39.951			LAP 5 @ 12:08:02.055		
NO	BEHIND	LAP TIME	NO	BEHIND	LAP TIME	NO	BEHIND	LAP TIME	NO	BEHIND	LAP TIME	NO	BEHIND	LAP TIME
71		1:28.620	76		1:22.569	71		1:22.073	71		1:22.121	71		1:22.104
76	0.105	1:28.725	71	0.225	1:22.899	1	0.246	1:21.984	1	0.203	1:22.078	1	0.180	1:22.081
1	1.117	1:29.737	1	0.560	1:22.117	76	0.372	1:22.670	77	0.797	1:22.402	76	0.621	1:21.852
77	1.440	1:30.060	77	0.696	1:21.930	77	0.516	1:22.118	76	0.873	1:22.622	77	0.882	1:22.189
35	2.052	1:30.672	35	1.849	1:22.471	35	1.321	1:21.770	35	1.351	1:22.151	35	1.815	1:22.568
41	2.981	1:31.601	41	3.938	1:23.631	41	5.195	1:23.555	41	6.772	1:23.698	41	8.519	1:23.851
154	4.714	1:33.334	154	5.478	1:23.438	154	6.923	1:23.743	154	9.071	1:24.269	34	11.190	1:24.045
37	4.923	1:33.543	37	5.782	1:23.533	34	7.606	1:23.822	34	9.249	1:23.764	154	11.242	1:24.275
34	5.167	1:33.787	34	6.082	1:23.589	37	7.919	1:24.435	27	9.738	1:23.932	61	14.000	1:23.881
27	5.767	1:34.387	27	6.825	1:23.732	27	7.927	1:23.400	17	12.021	1:25.426	17	14.887	1:24.970
61	6.588	1:35.208	17	7.848	1:23.548	17	8.716	1:23.166	61	12.223	1:24.588	37	15.578	1:25.064
17	6.974	1:35.594	61	8.112	1:24.198	61	9.756	1:23.942	37	12.618	1:26.820	27	15.660	1:28.026
22	7.642	1:36.262	22	9.086	1:24.118	22	11.778	1:24.990	22	13.532	1:23.875	22	15.880	1:24.452
67	7.791	1:36.411	777	9.507	1:24.073	777	12.172	1:24.963	777	14.025	1:23.974	72	16.087	1:23.851
777	8.108	1:36.728	72	9.716	1:24.114	72	12.583	1:25.165	72	14.340	1:23.878	777	16.274	1:24.353
72	8.276	1:36.896	67	10.446	1:25.329	67	13.017	1:24.869	67	15.068	1:24.172	67	17.731	1:24.767
14	8.468	1:37.088	14	10.834	1:25.040	14	13.859	1:25.323	14	16.389	1:24.651	14	18.168	1:23.883
15	8.708	1:37.328	15	10.953	1:24.919	15	14.096	1:25.441	113	17.168	1:24.892	113	19.626	1:24.562
113	8.963	1:37.583	113	11.476	1:25.187	113	14.397	1:25.219	15	17.386	1:25.411	15	19.738	1:24.456
21	9.196	1:37.816	21	11.834	1:25.312	21	16.640	1:27.104	21	19.467	1:24.948	21	22.522	1:25.159
66	9.643	1:38.263	25	13.480	1:26.074	66	16.959	1:25.387	66	20.113	1:25.275	66	22.882	1:24.873
25	10.080	1:38.700	66	13.870	1:26.901	25	18.112	1:26.930	25	20.923	1:24.932	25	23.952	1:25.133
238	11.103	1:39.723	238	16.103	1:27.674	192	21.012	1:26.923	8	23.828	1:23.679	8	24.894	1:23.170
192	11.678	1:40.298	192	16.387	1:27.383	238	22.101	1:28.296	192	24.923	1:26.032	192	29.000	1:26.181
55	12.958	1:41.578	144	18.476	1:27.847	8	22.270	1:25.088	238	27.222	1:27.242	144	32.011	1:26.740
23	13.158	1:41.778	55	19.289	1:29.005	144	22.841	1:26.663	144	27.375	1:26.655	238	33.550	1:28.432
144	13.303	1:41.923	8	19.480	1:26.240	64	25.677	1:27.990	64	30.298	1:26.742	64	35.209	1:27.015
64	13.916	1:42.536	64	19.985	1:28.743	55	25.999	1:29.008	55	31.195	1:27.317	55	35.738	1:26.647
98	14.730	1:43.350	98	20.901	1:28.845	98	27.072	1:28.469	23	31.416	1:26.067	23	36.067	1:26.755
70	15.539	1:44.159	23	21.375	1:30.891	23	27.470	1:28.393	98	32.345	1:27.394	98	37.473	1:27.232
8	15.914	1:44.534	70	22.066	1:29.201	70	28.428	1:28.660	70	34.991	1:28.684	70	42.613	1:29.726
46	17.415	1:46.035	46	22.858	1:28.117	191	33.003	1:31.566	46	41.100	1:30.074	46	47.939	1:28.943
191	18.199	1:46.819	191	23.735	1:28.210	46	33.147	1:32.587	191	42.236	1:31.354	191	49.833	1:29.701
51	18.756	1:47.376	51	24.534	1:28.452	51	33.751	1:31.515	54	43.239	1:31.182	54	50.504	1:29.369
75	19.048	1:47.668	54	26.976	1:29.792	54	34.178	1:29.500	51	43.569	1:31.939	51	51.015	1:29.550
54	19.858	1:48.478	75	27.268	1:30.894	75	34.726	1:29.756	75	43.875	1:31.270	75	51.349	1:29.578

Weather / Track : Sunny / Dry

Castle Combe

Circuit Length = 1.8500 miles

Start: 12:01 Flag 12:16 End: 12:18

750MC Mazda

RACE 1 - LAP CHART

LAP 6 @ 12:09:24.480			LAP 7 @ 12:10:45.947			LAP 8 @ 12:12:07.825			LAP 9 @ 12:13:30.174			LAP 10 @ 12:14:52.452		
NO	BEHIND	LAP TIME	NO	BEHIND	LAP TIME	NO	BEHIND	LAP TIME	NO	BEHIND	LAP TIME	NO	BEHIND	LAP TIME
1		1:22.245	1		1:21.467	71		1:21.705	71		1:22.349	71		1:22.278
71	0.199	1:22.624	71	0.173	1:21.441	1	0.203	1:22.081	76	0.406	1:22.361	1	0.286	1:21.988
76	0.450	1:22.254	76	0.474	1:21.491	76	0.394	1:21.798	1	0.576	1:22.722	77	1.417	1:22.337
77	0.723	1:22.266	77	1.419	1:22.163	77	1.045	1:21.504	77	1.358	1:22.662	35	3.338	1:23.057
35	1.704	1:22.314	35	2.523	1:22.286	35	2.713	1:22.068	35	2.559	1:22.195	76	4.329	1:26.201
41	9.634	1:23.540	41	11.439	1:23.272	41	12.936	1:23.375	27	2 Laps	3:20.236	51	1 Lap	1:30.688
154	12.899	1:24.082	154	15.263	1:23.831	154	17.145	1:23.760	41	13.622	1:23.035	27	2 Laps	1:24.886
34	13.074	1:24.309	34	15.494	1:23.887	34	17.411	1:23.795	154	18.424	1:23.628	41	15.221	1:23.877
61	15.774	1:24.199	61	18.788	1:24.481	72	21.105	1:23.358	34	18.626	1:23.564	154	19.747	1:23.601
17	16.644	1:24.182	17	19.269	1:24.092	17	21.340	1:23.949	72	21.938	1:23.182	34	19.987	1:23.639
22	17.687	1:24.232	72	19.625	1:22.882	777	22.594	1:22.856	17	22.593	1:23.602	17	24.508	1:24.193
72	18.210	1:24.548	777	21.616	1:24.446	61	22.739	1:22.829	777	22.955	1:22.710	777	24.823	1:24.146
777	18.637	1:24.788	22	22.441	1:26.221	22	24.533	1:23.970	61	23.604	1:23.214	61	24.941	1:23.615
67	19.773	1:24.467	67	22.918	1:24.612	67	25.173	1:24.133	67	28.914	1:26.090	22	32.883	1:25.642
14	20.192	1:24.449	14	23.179	1:24.454	113	26.596	1:25.008	14	29.464	1:25.110	67	33.329	1:26.693
113	21.265	1:24.064	113	23.466	1:23.668	14	26.703	1:25.402	22	29.519	1:27.335	14	33.513	1:26.327
15	21.903	1:24.590	15	25.310	1:24.874	15	28.329	1:24.897	113	29.656	1:25.409	8	33.810	1:25.345
66	25.272	1:24.815	8	28.741	1:24.198	8	30.035	1:23.172	8	30.743	1:23.057	113	34.204	1:26.826
21	25.578	1:25.481	66	28.993	1:25.188	66	32.103	1:24.988	15	31.147	1:25.167	15	34.660	1:25.791
8	26.010	1:23.541	21	29.425	1:25.314	21	33.129	1:25.582	66	34.904	1:25.150	66	37.994	1:25.368
25	28.322	1:26.795	25	31.590	1:24.735	25	33.684	1:23.972	25	37.354	1:26.019	37	41.637	1:25.064
37	31.371	1:38.218	37	34.372	1:24.468	37	36.771	1:24.277	21	37.414	1:26.634	21	46.799	1:31.663
192	32.725	1:26.150	192	36.422	1:25.164	192	39.937	1:25.393	37	38.851	1:24.429	25	48.455	1:33.379
144	36.514	1:26.928	144	41.368	1:26.321	144	46.020	1:26.530	192	42.722	1:25.134	192	48.865	1:28.421
238	38.624	1:27.499	64	44.851	1:26.937	64	49.671	1:26.698	144	50.137	1:26.466	72	52.693	1:53.033
64	39.381	1:26.597	55	45.330	1:27.070	55	50.376	1:26.924	55	54.779	1:26.752	144	54.804	1:26.945
55	39.727	1:26.414	238	46.066	1:28.909	238	51.264	1:27.076	64	54.795	1:27.473	55	1:03.213	1:30.712
23	40.099	1:26.457	23	46.647	1:28.015	23	51.620	1:26.851	23	56.117	1:26.846	23	1:03.386	1:29.547
98	43.336	1:28.288	98	48.497	1:26.628	98	55.322	1:28.703	238	56.734	1:27.819	64	1:03.764	1:31.247
70	50.460	1:30.272	70	58.640	1:29.647	46	1:07.005	1:29.506	98	1:00.199	1:27.226	238	1:04.310	1:29.854
46	53.486	1:27.972	46	59.377	1:27.358	70	1:07.289	1:30.527	54	1:13.290	1:28.190	98	1:05.505	1:27.584
54	56.123	1:28.044	54	1:01.976	1:27.320	54	1:07.449	1:27.351	70	1:15.611	1:30.671	54	1:19.831	1:28.819
191	56.878	1:29.470	191	1:05.025	1:29.614	191	1:13.166	1:30.019	46	1:15.986	1:31.330			
27	56.928	2:03.693 P	75	1:05.424	1:28.786	75	1:13.451	1:29.905	191	1:20.983	1:30.166			
51	57.243	1:28.653	51	1:13.147	1:37.371	51	1:19.178	1:27.909	75	1:21.001	1:29.899			
75	58.105	1:29.181												

Weather / Track : Sunny / Dry

Castle Combe

Circuit Length = 1.8500 miles

Start: 12:01 Flag 12:16 End: 12:18

750MC Mazda

RACE 1 - LAP CHART

LAP 11	@ 12:16:14.073
---------------	-----------------------

NO	BEHIND	LAP TIME
71		1:21.621
1	1.003	1:22.338
46	1 Lap	1:30.326
77	3.248	1:23.452
35	4.921	1:23.204
191	1 Lap	1:29.038
76	7.266	1:24.558
75	1 Lap	1:31.331
51	1 Lap	1:30.771
41	16.668	1:23.068
27	2 Laps	1:26.394
154	22.229	1:24.103
34	22.803	1:24.437
777	27.978	1:24.776
61	28.095	1:24.775
17	28.515	1:25.628
22	37.268	1:26.006
14	37.579	1:25.687
8	38.029	1:25.840
67	38.140	1:26.432
113	38.397	1:25.814
15	38.715	1:25.676
66	41.798	1:25.425
37	45.197	1:25.181
25	52.939	1:26.105
192	53.568	1:26.324
72	56.952	1:25.880
144	1:00.130	1:26.947
55	1:11.907	1:30.315
23	1:12.128	1:30.363
64	1:12.612	1:30.469
238	1:13.022	1:30.333
98	1:13.925	1:30.041
54	1:29.528	1:31.318

Weather / Track : Sunny / Dry

Results can be found at www.tsl-timing.com

Page 3 of 3

Castle Combe
Circuit Length = 1.8500 miles
Start: 12:01 Flag 12:16 End: 12:18

Printed - 12:33 Saturday, 19 September 2020

750MC Mazda

RACE 1 - LAP ANALYSIS

DIFF = Difference To Personal Best Lap

P1 71 Ben SHORT				
LAP	LAP TIME	DIFF	MPH	TIME OF DAY
1 -	1:28.620	7.179	75.15	12:02:32.858
2 -	1:22.899	1.458	80.33	12:03:55.757
3 -	1:22.073	0.632	81.14	12:05:17.830
4 -	1:22.121	0.680	81.10	12:06:39.951
5 -	1:22.104	0.663	81.11	12:08:02.055
6 -	1:22.624	1.183	80.60	12:09:24.679
7 -	1:21.441 (1)		81.77	12:10:46.120
8 -	1:21.705 (3)	0.264	81.51	12:12:07.825
9 -	1:22.349	0.908	80.87	12:13:30.174
10 -	1:22.278	0.837	80.94	12:14:52.452
11 -	1:21.621 (2)	0.180	81.59	12:16:14.073

P2 1 Ben HANCY				
LAP	LAP TIME	DIFF	MPH	TIME OF DAY
1 -	1:29.737	8.270	74.21	12:02:33.975
2 -	1:22.117	0.650	81.10	12:03:56.092
3 -	1:21.984 (2)	0.517	81.23	12:05:18.076
4 -	1:22.078	0.611	81.14	12:06:40.154
5 -	1:22.081	0.614	81.13	12:08:02.235
6 -	1:22.245	0.778	80.97	12:09:24.480
7 -	1:21.467 (1)		81.75	12:10:45.947
8 -	1:22.081	0.614	81.13	12:12:08.028
9 -	1:22.722	1.255	80.51	12:13:30.750
10 -	1:21.988 (3)	0.521	81.23	12:14:52.738
11 -	1:22.338	0.871	80.88	12:16:15.076

P3 77 Steve FODEN				
LAP	LAP TIME	DIFF	MPH	TIME OF DAY
1 -	1:30.060	8.556	73.95	12:02:34.298
2 -	1:21.930 (2)	0.426	81.28	12:03:56.228
3 -	1:22.118 (3)	0.614	81.10	12:05:18.346
4 -	1:22.402	0.898	80.82	12:06:40.748
5 -	1:22.189	0.685	81.03	12:08:02.937
6 -	1:22.266	0.762	80.95	12:09:25.203
7 -	1:22.163	0.659	81.05	12:10:47.366
8 -	1:21.504 (1)		81.71	12:12:08.870
9 -	1:22.662	1.158	80.56	12:13:31.532
10 -	1:22.337	0.833	80.88	12:14:53.869
11 -	1:23.452	1.948	79.80	12:16:17.321

P4 35 Jason GREATREX				
LAP	LAP TIME	DIFF	MPH	TIME OF DAY
1 -	1:30.672	8.902	73.45	12:02:34.910
2 -	1:22.471	0.701	80.75	12:03:57.381
3 -	1:21.770 (1)		81.44	12:05:19.151
4 -	1:22.151 (3)	0.381	81.07	12:06:41.302
5 -	1:22.568	0.798	80.66	12:08:03.870
6 -	1:22.314	0.544	80.91	12:09:26.184
7 -	1:22.286	0.516	80.93	12:10:48.470
8 -	1:22.068 (2)	0.298	81.15	12:12:10.538
9 -	1:22.195	0.425	81.02	12:13:32.733
10 -	1:23.057	1.287	80.18	12:14:55.790
11 -	1:23.204	1.434	80.04	12:16:18.994

P5 76 Alistair BRAY				
LAP	LAP TIME	DIFF	MPH	TIME OF DAY
1 -	1:28.725	7.234	75.06	12:02:32.963
2 -	1:22.569	1.078	80.66	12:03:55.532

DIFF = Difference To Personal Best Lap

3 -	1:22.670	1.179	80.56	12:05:18.202
4 -	1:22.622	1.131	80.60	12:06:40.824
5 -	1:21.852 (3)	0.361	81.36	12:08:02.676
6 -	1:22.254	0.763	80.96	12:09:24.930
7 -	1:21.491 (1)		81.72	12:10:46.421
8 -	1:21.798 (2)	0.307	81.42	12:12:08.219
9 -	1:22.361	0.870	80.86	12:13:30.580
10 -	1:26.201	4.710	77.26	12:14:56.781
11 -	1:24.558	3.067	78.76	12:16:21.339

P6 41 Tom SMITH				
LAP	LAP TIME	DIFF	MPH	TIME OF DAY
1 -	1:31.601	8.566	72.70	12:02:35.839
2 -	1:23.631	0.596	79.63	12:03:59.470
3 -	1:23.555	0.520	79.70	12:05:23.025
4 -	1:23.698	0.663	79.57	12:06:46.723
5 -	1:23.851	0.816	79.42	12:08:10.574
6 -	1:23.540	0.505	79.72	12:09:34.114
7 -	1:23.272 (3)	0.237	79.97	12:10:57.386
8 -	1:23.375	0.340	79.88	12:12:20.761
9 -	1:23.035 (1)		80.20	12:13:43.796
10 -	1:23.877	0.842	79.40	12:15:07.673
11 -	1:23.068 (2)	0.033	80.17	12:16:30.741

P7 154 Marcus BAILEY				
LAP	LAP TIME	DIFF	MPH	TIME OF DAY
1 -	1:33.334	9.896	71.35	12:02:37.572
2 -	1:23.438 (1)		79.82	12:04:01.010
3 -	1:23.743	0.305	79.52	12:05:24.753
4 -	1:24.269	0.831	79.03	12:06:49.022
5 -	1:24.275	0.837	79.02	12:08:13.297
6 -	1:24.082	0.644	79.20	12:09:37.379
7 -	1:23.831	0.393	79.44	12:11:01.210
8 -	1:23.760	0.322	79.51	12:12:24.970
9 -	1:23.628 (3)	0.190	79.63	12:13:48.598
10 -	1:23.601 (2)	0.163	79.66	12:15:12.199
11 -	1:24.103	0.665	79.18	12:16:36.302

P8 34 Callum GREATREX				
LAP	LAP TIME	DIFF	MPH	TIME OF DAY
1 -	1:33.787	10.223	71.01	12:02:38.025
2 -	1:23.589 (2)	0.025	79.67	12:04:01.614
3 -	1:23.822	0.258	79.45	12:05:25.436
4 -	1:23.764	0.200	79.50	12:06:49.200
5 -	1:24.045	0.481	79.24	12:08:13.245
6 -	1:24.309	0.745	78.99	12:09:37.554
7 -	1:23.887	0.323	79.39	12:11:01.441
8 -	1:23.795	0.231	79.48	12:12:25.236
9 -	1:23.564 (1)		79.69	12:13:48.800
10 -	1:23.639 (3)	0.075	79.62	12:15:12.439
11 -	1:24.437	0.873	78.87	12:16:36.876

P9 777 Courtney MILNES				
LAP	LAP TIME	DIFF	MPH	TIME OF DAY
1 -	1:36.728	14.018	68.85	12:02:40.966
2 -	1:24.073	1.363	79.21	12:04:05.039
3 -	1:24.963	2.253	78.38	12:05:30.002
4 -	1:23.974 (3)	1.264	79.31	12:06:53.976
5 -	1:24.353	1.643	78.95	12:08:18.329
6 -	1:24.788	2.078	78.54	12:09:43.117
7 -	1:24.446	1.736	78.86	12:11:07.563

Castle Combe

Circuit Length = 1.8500 miles

Start: 12:01 Flag 12:16 End: 12:18

Weather / Track : Sunny / Dry

750MC Mazda

RACE 1 - LAP ANALYSIS

DIFF = Difference To Personal Best Lap

8 -	1:22.856 (2)	0.146	80.38	12:12:30.419
9 -	1:22.710 (1)		80.52	12:13:53.129
10 -	1:24.146	1.436	79.14	12:15:17.275
11 -	1:24.776	2.066	78.56	12:16:42.051

P10 61 Jake DORMER

LAP	LAP TIME	DIFF	MPH	TIME OF DAY
1 -	1:35.208	11.994	69.95	12:02:39.446
2 -	1:24.198	0.984	79.09	12:04:03.644
3 -	1:23.942	0.728	79.34	12:05:27.586
4 -	1:24.588	1.374	78.73	12:06:52.174
5 -	1:23.881 (3)	0.667	79.39	12:08:16.055
6 -	1:24.199	0.985	79.09	12:09:40.254
7 -	1:24.481	1.267	78.83	12:11:04.735
8 -	1:25.829	2.615	77.59	12:12:30.564
9 -	1:23.214 (1)		80.03	12:13:53.778
10 -	1:23.615 (2)	0.401	79.65	12:15:17.393
11 -	1:24.775	1.561	78.56	12:16:42.168

P11 17 Howard LANCASHIRE

LAP	LAP TIME	DIFF	MPH	TIME OF DAY
1 -	1:35.594	12.428	69.66	12:02:39.832
2 -	1:23.548 (2)	0.382	79.71	12:04:03.380
3 -	1:23.166 (1)		80.08	12:05:26.546
4 -	1:25.426	2.260	77.96	12:06:51.972
5 -	1:24.970	1.804	78.38	12:08:16.942
6 -	1:24.182	1.016	79.11	12:09:41.124
7 -	1:24.092	0.926	79.19	12:11:05.216
8 -	1:23.949	0.783	79.33	12:12:29.165
9 -	1:23.602 (3)	0.436	79.66	12:13:52.767
10 -	1:24.193	1.027	79.10	12:15:16.960
11 -	1:25.628	2.462	77.77	12:16:42.588

P12 22 Adrian JOHNSON

LAP	LAP TIME	DIFF	MPH	TIME OF DAY
1 -	1:36.262	12.387	69.18	12:02:40.500
2 -	1:24.118 (3)	0.243	79.17	12:04:04.618
3 -	1:24.990	1.115	78.36	12:05:29.608
4 -	1:23.875 (1)		79.40	12:06:53.483
5 -	1:24.452	0.577	78.86	12:08:17.935
6 -	1:24.232	0.357	79.06	12:09:42.167
7 -	1:26.221	2.346	77.24	12:11:08.388
8 -	1:23.970 (2)	0.095	79.31	12:12:32.358
9 -	1:27.335	3.460	76.25	12:13:59.693
10 -	1:25.642	1.767	77.76	12:15:25.335
11 -	1:26.006	2.131	77.43	12:16:51.341

P13 14 Lloyd HUGGINS

LAP	LAP TIME	DIFF	MPH	TIME OF DAY
1 -	1:37.088	13.205	68.59	12:02:41.326
2 -	1:25.040	1.157	78.31	12:04:06.366
3 -	1:25.323	1.440	78.05	12:05:31.689
4 -	1:24.651	0.768	78.67	12:06:56.340
5 -	1:23.883 (1)		79.39	12:08:20.223
6 -	1:24.449 (2)	0.566	78.86	12:09:44.672
7 -	1:24.454 (3)	0.571	78.85	12:11:09.126
8 -	1:25.402	1.519	77.98	12:12:34.528
9 -	1:25.110	1.227	78.25	12:13:59.638
10 -	1:26.327	2.444	77.14	12:15:25.965
11 -	1:25.687	1.804	77.72	12:16:51.652

DIFF = Difference To Personal Best Lap

P14 8 Richard BAXTER

LAP	LAP TIME	DIFF	MPH	TIME OF DAY
1 -	1:44.534	21.477	63.71	12:02:48.772
2 -	1:26.240	3.183	77.22	12:04:15.012
3 -	1:25.088	2.031	78.27	12:05:40.100
4 -	1:23.679	0.622	79.59	12:07:03.779
5 -	1:23.170 (2)	0.113	80.07	12:08:26.949
6 -	1:23.541	0.484	79.72	12:09:50.490
7 -	1:24.198	1.141	79.09	12:11:14.688
8 -	1:23.172 (3)	0.115	80.07	12:12:37.860
9 -	1:23.057 (1)		80.18	12:14:00.917
10 -	1:25.345	2.288	78.03	12:15:26.262
11 -	1:25.840	2.783	77.58	12:16:52.102

P15 67 David ABBITT

LAP	LAP TIME	DIFF	MPH	TIME OF DAY
1 -	1:36.411	12.278	69.07	12:02:40.649
2 -	1:25.329	1.196	78.05	12:04:05.978
3 -	1:24.869	0.736	78.47	12:05:30.847
4 -	1:24.172 (2)	0.039	79.12	12:06:55.019
5 -	1:24.767	0.634	78.56	12:08:19.786
6 -	1:24.467 (3)	0.334	78.84	12:09:44.253
7 -	1:24.612	0.479	78.71	12:11:08.865
8 -	1:24.133 (1)		79.16	12:12:32.998
9 -	1:26.090	1.957	77.36	12:13:59.088
10 -	1:26.693	2.560	76.82	12:15:25.781
11 -	1:26.432	2.299	77.05	12:16:52.213

P16 113 Alex RIVETT

LAP	LAP TIME	DIFF	MPH	TIME OF DAY
1 -	1:37.583	13.915	68.24	12:02:41.821
2 -	1:25.187	1.519	78.18	12:04:07.008
3 -	1:25.219	1.551	78.15	12:05:32.227
4 -	1:24.892	1.224	78.45	12:06:57.119
5 -	1:24.562 (3)	0.894	78.75	12:08:21.681
6 -	1:24.064 (2)	0.396	79.22	12:09:45.745
7 -	1:23.668 (1)		79.60	12:11:09.413
8 -	1:25.008	1.340	78.34	12:12:34.421
9 -	1:25.409	1.741	77.97	12:13:59.830
10 -	1:26.826	3.158	76.70	12:15:26.656
11 -	1:25.814	2.146	77.61	12:16:52.470

P17 15 Charlotte FOX

LAP	LAP TIME	DIFF	MPH	TIME OF DAY
1 -	1:37.328	12.872	68.42	12:02:41.566
2 -	1:24.919	0.463	78.42	12:04:06.485
3 -	1:25.441	0.985	77.94	12:05:31.926
4 -	1:25.411	0.955	77.97	12:06:57.337
5 -	1:24.456 (1)		78.85	12:08:21.793
6 -	1:24.590 (2)	0.134	78.73	12:09:46.383
7 -	1:24.874 (3)	0.418	78.46	12:11:11.257
8 -	1:24.897	0.441	78.44	12:12:36.154
9 -	1:25.167	0.711	78.19	12:14:01.321
10 -	1:25.791	1.335	77.63	12:15:27.112
11 -	1:25.676	1.220	77.73	12:16:52.788

P18 66 Hayden MCDONALD

LAP	LAP TIME	DIFF	MPH	TIME OF DAY
1 -	1:38.263	13.448	67.77	12:02:42.501
2 -	1:26.901	2.086	76.63	12:04:09.402

Castle Combe

Circuit Length = 1.8500 miles

Start: 12:01 Flag 12:16 End: 12:18

Weather / Track : Sunny / Dry

750MC Mazda

RACE 1 - LAP ANALYSIS

DIFF = Difference To Personal Best Lap

3 -	1:25.387	0.572	77.99	12:05:34.789
4 -	1:25.275	0.460	78.10	12:07:00.064
5 -	1:24.873 (2)	0.058	78.47	12:08:24.937
6 -	1:24.815 (1)		78.52	12:09:49.752
7 -	1:25.188	0.373	78.18	12:11:14.940
8 -	1:24.988 (3)	0.173	78.36	12:12:39.928
9 -	1:25.150	0.335	78.21	12:14:05.078
10 -	1:25.368	0.553	78.01	12:15:30.446
11 -	1:25.425	0.610	77.96	12:16:55.871

P19 37 Tim DORE

LAP	LAP TIME	DIFF	MPH	TIME OF DAY
1 -	1:33.543	10.010	71.19	12:02:37.781
2 -	1:23.533 (1)		79.72	12:04:01.314
3 -	1:24.435	0.902	78.87	12:05:25.749
4 -	1:26.820	3.287	76.71	12:06:52.569
5 -	1:25.064	1.531	78.29	12:08:17.633
6 -	1:38.218	14.685	67.80	12:09:55.851
7 -	1:24.468	0.935	78.84	12:11:20.319
8 -	1:24.277 (2)	0.744	79.02	12:12:44.596
9 -	1:24.429 (3)	0.896	78.88	12:14:09.025
10 -	1:25.064	1.531	78.29	12:15:34.089
11 -	1:25.181	1.648	78.18	12:16:59.270

P20 25 Daniel WATKINS

LAP	LAP TIME	DIFF	MPH	TIME OF DAY
1 -	1:38.700	14.728	67.47	12:02:42.938
2 -	1:26.074	2.102	77.37	12:04:09.012
3 -	1:26.930	2.958	76.61	12:05:35.942
4 -	1:24.932 (3)	0.960	78.41	12:07:00.874
5 -	1:25.133	1.161	78.23	12:08:26.007
6 -	1:26.795	2.823	76.73	12:09:52.802
7 -	1:24.735 (2)	0.763	78.59	12:11:17.537
8 -	1:23.972 (1)		79.31	12:12:41.509
9 -	1:26.019	2.047	77.42	12:14:07.528
10 -	1:33.379	9.407	71.32	12:15:40.907
11 -	1:26.105	2.133	77.34	12:17:07.012

P21 192 Taylor JOHNSON

LAP	LAP TIME	DIFF	MPH	TIME OF DAY
1 -	1:40.298	15.164	66.40	12:02:44.536
2 -	1:27.383	2.249	76.21	12:04:11.919
3 -	1:26.923	1.789	76.61	12:05:38.842
4 -	1:26.032	0.898	77.41	12:07:04.874
5 -	1:26.181	1.047	77.27	12:08:31.055
6 -	1:26.150	1.016	77.30	12:09:57.205
7 -	1:25.164 (2)	0.030	78.20	12:11:22.369
8 -	1:25.393 (3)	0.259	77.99	12:12:47.762
9 -	1:25.134 (1)		78.22	12:14:12.896
10 -	1:28.421	3.287	75.32	12:15:41.317
11 -	1:26.324	1.190	77.15	12:17:07.641

P22 72 Matthew SHORT

LAP	LAP TIME	DIFF	MPH	TIME OF DAY
1 -	1:36.896	14.014	68.73	12:02:41.134
2 -	1:24.114	1.232	79.17	12:04:05.248
3 -	1:25.165	2.283	78.20	12:05:30.413
4 -	1:23.878	0.996	79.40	12:06:54.291
5 -	1:23.851	0.969	79.42	12:08:18.142
6 -	1:24.548	1.666	78.77	12:09:42.690
7 -	1:22.882 (1)		80.35	12:11:05.572

DIFF = Difference To Personal Best Lap

8 -	1:23.358 (3)	0.476	79.89	12:12:28.930
9 -	1:23.182 (2)	0.300	80.06	12:13:52.112
10 -	1:53.033	30.151	58.92	12:15:45.145
11 -	1:25.880	2.998	77.55	12:17:11.025

P23 144 George KING

LAP	LAP TIME	DIFF	MPH	TIME OF DAY
1 -	1:41.923	15.602	65.34	12:02:46.161
2 -	1:27.847	1.526	75.81	12:04:14.008
3 -	1:26.663	0.342	76.84	12:05:40.671
4 -	1:26.655	0.334	76.85	12:07:07.326
5 -	1:26.740	0.419	76.78	12:08:34.066
6 -	1:26.928	0.607	76.61	12:10:00.994
7 -	1:26.321 (1)		77.15	12:11:27.315
8 -	1:26.530 (3)	0.209	76.96	12:12:53.845
9 -	1:26.466 (2)	0.145	77.02	12:14:20.311
10 -	1:26.945	0.624	76.60	12:15:47.256
11 -	1:26.947	0.626	76.59	12:17:14.203

P24 55 Ian VAN REENEN

LAP	LAP TIME	DIFF	MPH	TIME OF DAY
1 -	1:41.578	15.164	65.56	12:02:45.816
2 -	1:29.005	2.591	74.82	12:04:14.821
3 -	1:29.008	2.594	74.82	12:05:43.829
4 -	1:27.317	0.903	76.27	12:07:11.146
5 -	1:26.647 (2)	0.233	76.86	12:08:37.793
6 -	1:26.414 (1)		77.07	12:10:04.207
7 -	1:27.070	0.656	76.49	12:11:31.277
8 -	1:26.924	0.510	76.61	12:12:58.201
9 -	1:26.752 (3)	0.338	76.77	12:14:24.953
10 -	1:30.712	4.298	73.41	12:15:55.665
11 -	1:30.315	3.901	73.74	12:17:25.980

P25 23 Stephen REECE

LAP	LAP TIME	DIFF	MPH	TIME OF DAY
1 -	1:41.778	15.711	65.43	12:02:46.016
2 -	1:30.891	4.824	73.27	12:04:16.907
3 -	1:28.393	2.326	75.34	12:05:45.300
4 -	1:26.067 (1)		77.38	12:07:11.367
5 -	1:26.755 (3)	0.688	76.76	12:08:38.122
6 -	1:26.457 (2)	0.390	77.03	12:10:04.579
7 -	1:28.015	1.948	75.66	12:11:32.594
8 -	1:26.851	0.784	76.68	12:12:59.445
9 -	1:26.846	0.779	76.68	12:14:26.291
10 -	1:29.547	3.480	74.37	12:15:55.838
11 -	1:30.363	4.296	73.70	12:17:26.201

P26 64 Philip DOUTHWAITE

LAP	LAP TIME	DIFF	MPH	TIME OF DAY
1 -	1:42.536	15.939	64.95	12:02:46.774
2 -	1:28.743	2.146	75.04	12:04:15.517
3 -	1:27.990	1.393	75.69	12:05:43.507
4 -	1:26.742 (3)	0.145	76.77	12:07:10.249
5 -	1:27.015	0.418	76.53	12:08:37.264
6 -	1:26.597 (1)		76.90	12:10:03.861
7 -	1:26.937	0.340	76.60	12:11:30.798
8 -	1:26.698 (2)	0.101	76.81	12:12:57.496
9 -	1:27.473	0.876	76.13	12:14:24.969
10 -	1:31.247	4.650	72.98	12:15:56.216
11 -	1:30.469	3.872	73.61	12:17:26.685

Weather / Track : Sunny / Dry

Castle Combe

Circuit Length = 1.8500 miles

Start: 12:01 Flag 12:16 End: 12:18

750MC Mazda

RACE 1 - LAP ANALYSIS

DIFF = Difference To Personal Best Lap

P27 238 Chris REECE				
LAP	LAP TIME	DIFF	MPH	TIME OF DAY
1 -	1:39.723	12.647	66.78	12:02:43.961
2 -	1:27.674	0.598	75.96	12:04:11.635
3 -	1:28.296	1.220	75.42	12:05:39.931
4 -	1:27.242 (2)	0.166	76.33	12:07:07.173
5 -	1:28.432	1.356	75.31	12:08:35.605
6 -	1:27.499 (3)	0.423	76.11	12:10:03.104
7 -	1:28.909	1.833	74.90	12:11:32.013
8 -	1:27.076 (1)		76.48	12:12:59.089
9 -	1:27.819	0.743	75.83	12:14:26.908
10 -	1:29.854	2.778	74.12	12:15:56.762
11 -	1:30.333	3.257	73.72	12:17:27.095

P28 98 Alex LEWINGTON				
LAP	LAP TIME	DIFF	MPH	TIME OF DAY
1 -	1:43.350	16.722	64.44	12:02:47.588
2 -	1:28.845	2.217	74.96	12:04:16.433
3 -	1:28.469	1.841	75.28	12:05:44.902
4 -	1:27.394	0.766	76.20	12:07:12.296
5 -	1:27.232 (3)	0.604	76.34	12:08:39.528
6 -	1:28.288	1.660	75.43	12:10:07.816
7 -	1:26.628 (1)		76.88	12:11:34.444
8 -	1:28.703	2.075	75.08	12:13:03.147
9 -	1:27.226 (2)	0.598	76.35	12:14:30.373
10 -	1:27.584	0.956	76.04	12:15:57.957
11 -	1:30.041	3.413	73.96	12:17:27.998

P29 54 Chris MOORE				
LAP	LAP TIME	DIFF	MPH	TIME OF DAY
1 -	1:48.478	21.158	61.39	12:02:52.716
2 -	1:29.792	2.472	74.17	12:04:22.508
3 -	1:29.500	2.180	74.41	12:05:52.008
4 -	1:31.182	3.862	73.04	12:07:23.190
5 -	1:29.369	2.049	74.52	12:08:52.559
6 -	1:28.044 (3)	0.724	75.64	12:10:20.603
7 -	1:27.320 (1)		76.27	12:11:47.923
8 -	1:27.351 (2)	0.031	76.24	12:13:15.274
9 -	1:28.190	0.870	75.51	12:14:43.464
10 -	1:28.819	1.499	74.98	12:16:12.283
11 -	1:31.318	3.998	72.93	12:17:43.601

P30 46 Nicola FAVOT				
LAP	LAP TIME	DIFF	MPH	TIME OF DAY
1 -	1:46.035	18.677	62.80	12:02:50.273
2 -	1:28.117 (3)	0.759	75.58	12:04:18.390
3 -	1:32.587	5.229	71.93	12:05:50.977
4 -	1:30.074	2.716	73.93	12:07:21.051
5 -	1:28.943	1.585	74.87	12:08:49.994
6 -	1:27.972 (2)	0.614	75.70	12:10:17.966
7 -	1:27.358 (1)		76.23	12:11:45.324
8 -	1:29.506	2.148	74.40	12:13:14.830
9 -	1:31.330	3.972	72.92	12:14:46.160
10 -	1:30.326	2.968	73.73	12:16:16.486

P31 191 Philip Andrew BARRETT				
LAP	LAP TIME	DIFF	MPH	TIME OF DAY
1 -	1:46.819	18.609	62.34	12:02:51.057
2 -	1:28.210 (1)		75.50	12:04:19.267
3 -	1:31.566	3.356	72.73	12:05:50.833

DIFF = Difference To Personal Best Lap

4 -	1:31.354	3.144	72.90	12:07:22.187
5 -	1:29.701	1.491	74.24	12:08:51.888
6 -	1:29.470 (3)	1.260	74.43	12:10:21.358
7 -	1:29.614	1.404	74.31	12:11:50.972
8 -	1:30.019	1.809	73.98	12:13:20.991
9 -	1:30.166	1.956	73.86	12:14:51.157
10 -	1:29.038 (2)	0.828	74.79	12:16:20.195

P32 75 Rob BOND				
LAP	LAP TIME	DIFF	MPH	TIME OF DAY
1 -	1:47.668	18.882	61.85	12:02:51.906
2 -	1:30.894	2.108	73.27	12:04:22.800
3 -	1:29.756	0.970	74.20	12:05:52.556
4 -	1:31.270	2.484	72.97	12:07:23.826
5 -	1:29.578 (3)	0.792	74.34	12:08:53.404
6 -	1:29.181 (2)	0.395	74.67	12:10:22.585
7 -	1:28.786 (1)		75.01	12:11:51.371
8 -	1:29.905	1.119	74.07	12:13:21.276
9 -	1:29.899	1.113	74.08	12:14:51.175
10 -	1:31.331	2.545	72.92	12:16:22.506

P33 51 David RICKARDS				
LAP	LAP TIME	DIFF	MPH	TIME OF DAY
1 -	1:47.376	19.467	62.02	12:02:51.614
2 -	1:28.452 (2)	0.543	75.29	12:04:20.066
3 -	1:31.515	3.606	72.77	12:05:51.581
4 -	1:31.939	4.030	72.43	12:07:23.520
5 -	1:29.550	1.641	74.37	12:08:53.070
6 -	1:28.653 (3)	0.744	75.12	12:10:21.723
7 -	1:37.371	9.462	68.39	12:11:59.094
8 -	1:27.909 (1)		75.76	12:13:27.003
9 -	1:30.688	2.779	73.43	12:14:57.691
10 -	1:30.771	2.862	73.37	12:16:28.462

P34 27 Dan BLAKE				
LAP	LAP TIME	DIFF	MPH	TIME OF DAY
1 -	1:34.387	10.987	70.56	12:02:38.625
2 -	1:23.732 (2)	0.332	79.53	12:04:02.357
3 -	1:23.400 (1)		79.85	12:05:25.757
4 -	1:23.932 (3)	0.532	79.35	12:06:49.689
5 -	1:28.026	4.626	75.65	12:08:17.715
6 -	2:03.693 P	40.293	53.84	12:10:21.408
7 -	3:20.236	1:56.836	33.26	12:13:41.644
8 -	1:24.886	1.486	78.45	12:15:06.530
9 -	1:26.394	2.994	77.08	12:16:32.924

P35 21 Matthew PENNEFATHER-NEAL				
LAP	LAP TIME	DIFF	MPH	TIME OF DAY
1 -	1:37.816	12.868	68.08	12:02:42.054
2 -	1:25.312 (3)	0.364	78.06	12:04:07.366
3 -	1:27.104	2.156	76.46	12:05:34.470
4 -	1:24.948 (1)		78.40	12:06:59.418
5 -	1:25.159 (2)	0.211	78.20	12:08:24.577
6 -	1:25.481	0.533	77.91	12:09:50.058
7 -	1:25.314	0.366	78.06	12:11:15.372
8 -	1:25.582	0.634	77.82	12:12:40.954
9 -	1:26.634	1.686	76.87	12:14:07.588
10 -	1:31.663	6.715	72.65	12:15:39.251

Weather / Track : Sunny / Dry

Castle Combe
Circuit Length = 1.8500 miles
Start: 12:01 Flag 12:16 End: 12:18

750MC Mazda

RACE 1 - LAP ANALYSIS

DIFF = Difference To Personal Best Lap

P36 70 Jeremy RIVERS-FLETCHER				
LAP	LAP TIME	DIFF	MPH	TIME OF DAY
1 -	1:44.159	15.499	63.94	12:02:48.397
2 -	1:29.201 (3)	0.541	74.66	12:04:17.598
3 -	1:28.660 (1)		75.11	12:05:46.258
4 -	1:28.684 (2)	0.024	75.09	12:07:14.942
5 -	1:29.726	1.066	74.22	12:08:44.668
6 -	1:30.272	1.612	73.77	12:10:14.940
7 -	1:29.647	0.987	74.29	12:11:44.587
8 -	1:30.527	1.867	73.56	12:13:15.114
9 -	1:30.671	2.011	73.45	12:14:45.785

750MC Mazda

RACE 1 - STATISTICS

Competitors Started 36
Planned Start 2020-09-19 @ 12:00:00.000
Actual Start 2020-09-19 @ 12:01:04.237
Finish Time 2020-09-19 @ 12:16:13.541
Track Length 1.8500mi.
Total Laps 387
Total Distance Covered 715.9532mi.

Session Fastest Lap History

NO	NAME	LAP TIME	TIME OF DAY	LAP	VEHICLE
71	Ben SHORT	1:28.620	12:02:32.863	1	Mazda MX5
76	Alistair BRAY	1:22.569	12:03:55.535	2	Mazda MX5
1	Ben HANCY	1:22.117	12:03:56.096	2	Mazda MX5
77	Steve FODEN	1:21.930	12:03:56.230	2	Mazda MX5
35	Jason GREATREX	1:21.770	12:05:19.158	3	Mazda MX5
1	Ben HANCY	1:21.467	12:10:45.950	7	Mazda MX5
71	Ben SHORT	1:21.441	12:10:46.125	7	Mazda MX5

Session Leader History

NO	NAME	FROM LAP	LAPS LED	DISTANCE	VEHICLE
71	Ben SHORT	1	1	1.85 miles	Mazda MX5
76	Alistair BRAY	2	1	1.85 miles	Mazda MX5
71	Ben SHORT	3	3	5.55 miles	Mazda MX5
1	Ben HANCY	6	2	3.70 miles	Mazda MX5
71	Ben SHORT	8	4	7.40 miles	Mazda MX5

Flag History

TYPE	TIME OF DAY
GREEN	12:01:04.237
FINISH	12:16:13.541

Flag Statistics

TYPE	COUNT	TOTAL LAPS	TOTAL TIME
Green	1	11	16:59.373
Red	0	0	0.000
Safety Car	0	0	0.000
FCY	0	0	0.000

Weather / Track : Sunny / Dry


Castle Combe
Circuit Length = 1.8500 miles
Start: 12:01 Flag 12:16 End: 12:18

Results can be found at www.tsl-timing.com

Printed - 12:33 Saturday, 19 September 2020

750MC Mazda

RACE 6 - GRID (15 minutes)

ROW 18	35	21	Matthew PENNEFATHER-NEAL	36	70	Jeremy RIVERS-FLETCHER
ROW 17	33	51	David RICKARDS	34	27	Dan BLAKE
ROW 16	31	191	Philip Andrew BARRETT	32	75	Rob BOND
ROW 15	29	54	Chris MOORE	30	46	Nicola FAVOT
ROW 14	27	238	Chris REECE	28	98	Alex LEWINGTON
ROW 13	25	23	Stephen REECE	26	64	Philip DOUTHWAITE
ROW 12	23	144	George KING	24	55	Ian VAN REENEN
ROW 11	21	192	Taylor JOHNSON	22	72	Matthew SHORT
ROW 10	19	37	Tim DORE	20	25	Daniel WATKINS
ROW 9	17	15	Charlotte FOX	18	66	Hayden MCDONALD
ROW 8	15	67	David ABBITT	16	113	Alex RIVETT
ROW 7	13	14	Lloyd HUGGINS	14	8	Richard BAXTER
ROW 6	11	17	Howard LANCASHIRE	12	22	Adrian JOHNSON
ROW 5	9	777	Courtney MILNES	10	61	Jake DORMER
ROW 4	7	154	Marcus BAILEY	8	34	Callum GREATREX
ROW 3	5	76	Alistair BRAY	6	41	Tom SMITH
ROW 2	3	77	Steve FODEN	4	35	Jason GREATREX
ROW 1	1	71	Ben SHORT	2	1	Ben HANCY
Pole						
						

Castle Combe
Circuit Length = 1.8500 miles

These results are provisional until the conclusion of any judicial and technical matters.

Clerk Of Course :	Steward :	Timekeeper : Peter Knight
-------------------	-----------	---------------------------

750MC Mazda

RACE 6 - SECOND PART - CLASSIFICATION

POS	NO	NAME	ENTRY	LAPS	TIME	GAP	DIFF	MPH	BEST	ON
1	71	Ben SHORT	Mazda MX5	4	5:34.340			79.67	1:22.118	3
2	1	Ben HANCY	Mazda MX5	4	5:34.519	0.179	0.179	79.63	1:21.703	2
3	77	Steve FODEN	Mazda MX5	4	5:34.819	0.479	0.300	79.56	1:21.247	2
4	76	Alistair BRAY	Mazda MX5	4	5:34.926	0.586	0.107	79.54	1:21.240	2
5	35	Jason GREATREX	Mazda MX5	4	5:35.370	1.030	0.444	79.43	1:21.147	2
6	41	Tom SMITH	Mazda MX5	4	5:36.418	2.078	1.048	79.18	1:21.813	2
7	34	Callum GREATREX	Mazda MX5	4	5:37.745	3.405	1.327	78.87	1:21.809	2
8	72	Matthew SHORT	Mazda MX5	4	5:39.887	5.547	2.142	78.37	1:22.550	2
9	154	Marcus BAILEY	Mazda MX5	4	5:41.961	7.621	2.074	77.90	1:23.044	2
10	61	Jake DORMER	Mazda MX5	4	5:42.256	7.916	0.295	77.83	1:23.085	2
11	22	Adrian JOHNSON	Mazda MX5	4	5:44.081	9.741	1.825	77.42	1:23.447	4
12	66	Hayden MCDONALD	Mazda MX5	4	5:47.288	12.948	3.207	76.70	1:23.707	3
13	27	Dan BLAKE	Mazda MX5	4	5:47.776	13.436	0.488	76.60	1:23.806	4
14	37	Tim DORE	Mazda MX5	4	5:48.085	13.745	0.309	76.53	1:23.702	3
15	113	Alex RIVETT	Mazda MX5	4	5:48.278	13.938	0.193	76.49	1:24.611	3
16	67	David ABBITT	Mazda MX5	4	5:48.479	14.139	0.201	76.44	1:24.197	4
17	25	Daniel WATKINS	Mazda MX5	4	5:49.148	14.808	0.669	76.30	1:24.459	4
18	192	Taylor JOHNSON	Mazda MX5	4	5:51.190	16.850	2.042	75.85	1:24.804	3
19	238	Chris REECE	Mazda MX5	4	5:52.560	18.220	1.370	75.56	1:25.138	2
20	144	George KING	Mazda MX5	4	5:53.531	19.191	0.971	75.35	1:25.130	3
21	23	Stephen REECE	Mazda MX5	4	5:57.210	22.870	3.679	74.57	1:25.743	2
22	98	Alex LEWINGTON	Mazda MX5	4	5:58.205	23.865	0.995	74.37	1:26.003	2
23	54	Chris MOORE	Mazda MX5	4	6:03.021	28.681	4.816	73.38	1:27.106	4
24	191	Philip Andrew BARRETT	Mazda MX5	4	6:03.617	29.277	0.596	73.26	1:27.666	4
25	46	Nicola FAVOT	Mazda MX5	4	6:04.955	30.615	1.338	72.99	1:28.077	3
26	64	Philip DOUTHWAITE	Mazda MX5	4	6:05.283	30.943	0.328	72.93	1:27.151	3
27	75	Rob BOND	Mazda MX5	4	6:06.541	32.201	1.258	72.67	1:27.627	2
28	70	Jeremy RIVERS-FLETCHER	Mazda MX5	4	6:06.800	32.460	0.259	72.62	1:27.624	3
29	51	David RICKARDS	Mazda MX5	4	6:07.718	33.378	0.918	72.44	1:27.439	3
30	15	Charlotte FOX	Mazda MX5	4	6:20.980	46.640	13.262	69.92	1:25.876	2

NOT CLASSIFIED

DNF	55	Ian VAN REENEN	Mazda MX5	2	3:03.747	2 Laps	2 Laps	72.49	1:26.306	2
-----	----	----------------	-----------	---	----------	--------	--------	-------	----------	---

FASTEST LAP

35	Jason GREATREX	Mazda MX5	2	1:21.147	82.07 mph	132.08 kph
----	----------------	-----------	---	----------	-----------	------------

Car Nos 8, 14, 17 & 777 - Took the first start.

Details of all starters & original fastest laps are available in the First Part Information Sheet

Weather / Track : Sunny / Dry

These results are provisional until the conclusion of any judicial and technical matters.

Castle Combe

Circuit Length = 1.8500 miles

Start: 15:16 Flag 15:22 End: 15:23

Clerk Of Course :	Steward :	Timekeeper : Peter Knight
-------------------	-----------	---------------------------

750MC Mazda

RACE 6 - LAP CHART

LAP 1 @ 15:18:12.494			LAP 2 @ 15:19:34.403			LAP 3 @ 15:20:56.787			LAP 4 @ 15:22:19.592		
NO	BEHIND	LAP TIME	NO	BEHIND	LAP TIME	NO	BEHIND	LAP TIME	NO	BEHIND	LAP TIME
71		1:27.242	1		1:21.703	1		1:22.384	71		1:22.615
1	0.206	1:27.448	71	0.456	1:22.365	71	0.190	1:22.118	1	0.179	1:22.984
77	2.308	1:29.550	77	1.646	1:21.247	77	0.762	1:21.500	77	0.479	1:22.522
76	2.438	1:29.680	76	1.769	1:21.240	76	1.410	1:22.025	76	0.586	1:21.981
35	2.873	1:30.115	35	2.111	1:21.147	35	1.672	1:21.945	35	1.030	1:22.163
41	3.106	1:30.348	41	3.010	1:21.813	41	2.893	1:22.267	41	2.078	1:21.990
34	3.319	1:30.561	34	3.219	1:21.809	34	3.307	1:22.472	34	3.405	1:22.903
72	4.075	1:31.317	72	4.716	1:22.550	72	5.038	1:22.706	72	5.547	1:23.314
154	4.667	1:31.909	154	5.802	1:23.044	154	6.743	1:23.325	154	7.621	1:23.683
61	4.967	1:32.209	61	6.143	1:23.085	61	7.084	1:23.325	61	7.916	1:23.637
22	5.621	1:32.863	22	7.788	1:24.076	22	9.099	1:23.695	22	9.741	1:23.447
113	6.521	1:33.763	113	9.326	1:24.714	66	11.391	1:23.707	66	12.948	1:24.362
37	6.685	1:33.927	66	10.068	1:25.015	113	11.553	1:24.611	27	13.436	1:23.806
66	6.962	1:34.204	37	10.402	1:25.626	37	11.720	1:23.702	37	13.745	1:24.830
67	7.530	1:34.772	27	10.503	1:24.605	27	12.435	1:24.316	113	13.938	1:25.190
27	7.807	1:35.049	67	10.517	1:24.896	67	12.747	1:24.614	67	14.139	1:24.197
25	8.224	1:35.466	25	10.985	1:24.670	25	13.154	1:24.553	25	14.808	1:24.459
192	9.246	1:36.488	192	12.144	1:24.807	192	14.564	1:24.804	192	16.850	1:25.091
238	9.715	1:36.957	238	12.944	1:25.138	238	15.855	1:25.295	238	18.220	1:25.170
144	9.893	1:37.135	144	13.302	1:25.318	144	16.048	1:25.130	144	19.191	1:25.948
55	10.199	1:37.441	55	14.596	1:26.306	98	19.160	1:26.657	23	22.870	1:26.263
98	10.793	1:38.035	98	14.887	1:26.003	23	19.412	1:26.337	98	23.865	1:27.510
15	11.087	1:38.329	15	15.054	1:25.876	54	24.380	1:27.913	54	28.681	1:27.106
23	11.625	1:38.867	23	15.459	1:25.743	191	24.416	1:28.895	191	29.277	1:27.666
191	12.130	1:39.372	191	17.905	1:27.684	46	24.748	1:28.077	46	30.615	1:28.672
46	12.794	1:40.036	54	18.851	1:27.323	64	24.750	1:27.151	64	30.943	1:28.998
54	13.437	1:40.679	46	19.055	1:28.170	75	25.147	1:27.953	75	32.201	1:29.859
75	13.860	1:41.102	75	19.578	1:27.627	70	25.544	1:27.624	70	32.460	1:29.721
64	13.985	1:41.227	64	19.983	1:27.907	51	26.213	1:27.439	51	33.378	1:29.970
70	14.385	1:41.627	70	20.304	1:27.828	15	41.678	1:49.008	15	46.640	1:27.767
51	14.982	1:42.224	51	21.158	1:28.085						

Weather / Track : Sunny / Dry

Results can be found at www.tsl-timing.com

Castle Combe
 Circuit Length = 1.8500 miles
 Start: 15:16 Flag 15:22 End: 15:23

Printed - 15:27 Saturday, 19 September 2020

750MC Mazda

RACE 6 - LAP ANALYSIS

DIFF = Difference To Personal Best Lap

P1 71 Ben SHORT				
LAP	LAP TIME	DIFF	MPH	TIME OF DAY
1 -	1:27.242	5.124	76.33	15:18:12.494
2 -	1:22.365 (2)	0.247	80.85	15:19:34.859
3 -	1:22.118 (1)		81.10	15:20:56.977
4 -	1:22.615 (3)	0.497	80.61	15:22:19.592

P2 1 Ben HANCY				
LAP	LAP TIME	DIFF	MPH	TIME OF DAY
1 -	1:27.448	5.745	76.15	15:18:12.700
2 -	1:21.703 (1)		81.51	15:19:34.403
3 -	1:22.384 (2)	0.681	80.84	15:20:56.787
4 -	1:22.984 (3)	1.281	80.25	15:22:19.771

P3 77 Steve FODEN				
LAP	LAP TIME	DIFF	MPH	TIME OF DAY
1 -	1:29.550	8.303	74.37	15:18:14.802
2 -	1:21.247 (1)		81.97	15:19:36.049
3 -	1:21.500 (2)	0.253	81.71	15:20:57.549
4 -	1:22.522 (3)	1.275	80.70	15:22:20.071

P4 76 Alistair BRAY				
LAP	LAP TIME	DIFF	MPH	TIME OF DAY
1 -	1:29.680	8.440	74.26	15:18:14.932
2 -	1:21.240 (1)		81.97	15:19:36.172
3 -	1:22.025 (3)	0.785	81.19	15:20:58.197
4 -	1:21.981 (2)	0.741	81.23	15:22:20.178

P5 35 Jason GREATREX				
LAP	LAP TIME	DIFF	MPH	TIME OF DAY
1 -	1:30.115	8.968	73.90	15:18:15.367
2 -	1:21.147 (1)		82.07	15:19:36.514
3 -	1:21.945 (2)	0.798	81.27	15:20:58.459
4 -	1:22.163 (3)	1.016	81.05	15:22:20.622

P6 41 Tom SMITH				
LAP	LAP TIME	DIFF	MPH	TIME OF DAY
1 -	1:30.348	8.535	73.71	15:18:15.600
2 -	1:21.813 (1)		81.40	15:19:37.413
3 -	1:22.267 (3)	0.454	80.95	15:20:59.680
4 -	1:21.990 (2)	0.177	81.22	15:22:21.670

P7 34 Callum GREATREX				
LAP	LAP TIME	DIFF	MPH	TIME OF DAY
1 -	1:30.561	8.752	73.54	15:18:15.813
2 -	1:21.809 (1)		81.40	15:19:37.622
3 -	1:22.472 (2)	0.663	80.75	15:21:00.094
4 -	1:22.903 (3)	1.094	80.33	15:22:22.997

P8 72 Matthew SHORT				
LAP	LAP TIME	DIFF	MPH	TIME OF DAY
1 -	1:31.317	8.767	72.93	15:18:16.569
2 -	1:22.550 (1)		80.67	15:19:39.119
3 -	1:22.706 (2)	0.156	80.52	15:21:01.825
4 -	1:23.314 (3)	0.764	79.93	15:22:25.139

DIFF = Difference To Personal Best Lap

P9 154 Marcus BAILEY				
LAP	LAP TIME	DIFF	MPH	TIME OF DAY
1 -	1:31.909	8.865	72.46	15:18:17.161
2 -	1:23.044 (1)		80.19	15:19:40.205
3 -	1:23.325 (2)	0.281	79.92	15:21:03.530
4 -	1:23.683 (3)	0.639	79.58	15:22:27.213

P10 61 Jake DORMER				
LAP	LAP TIME	DIFF	MPH	TIME OF DAY
1 -	1:32.209	9.124	72.22	15:18:17.461
2 -	1:23.085 (1)		80.15	15:19:40.546
3 -	1:23.325 (2)	0.240	79.92	15:21:03.871
4 -	1:23.637 (3)	0.552	79.63	15:22:27.508

P11 22 Adrian JOHNSON				
LAP	LAP TIME	DIFF	MPH	TIME OF DAY
1 -	1:32.863	9.416	71.71	15:18:18.115
2 -	1:24.076 (3)	0.629	79.21	15:19:42.191
3 -	1:23.695 (2)	0.248	79.57	15:21:05.886
4 -	1:23.447 (1)		79.81	15:22:29.333

P12 66 Hayden MCDONALD				
LAP	LAP TIME	DIFF	MPH	TIME OF DAY
1 -	1:34.204	10.497	70.69	15:18:19.456
2 -	1:25.015 (3)	1.308	78.33	15:19:44.471
3 -	1:23.707 (1)		79.56	15:21:08.178
4 -	1:24.362 (2)	0.655	78.94	15:22:32.540

P13 27 Dan BLAKE				
LAP	LAP TIME	DIFF	MPH	TIME OF DAY
1 -	1:35.049	11.243	70.06	15:18:20.301
2 -	1:24.605 (3)	0.799	78.71	15:19:44.906
3 -	1:24.316 (2)	0.510	78.98	15:21:09.222
4 -	1:23.806 (1)		79.46	15:22:33.028

P14 37 Tim DORE				
LAP	LAP TIME	DIFF	MPH	TIME OF DAY
1 -	1:33.927	10.225	70.90	15:18:19.179
2 -	1:25.626 (3)	1.924	77.78	15:19:44.805
3 -	1:23.702 (1)		79.56	15:21:08.507
4 -	1:24.830 (2)	1.128	78.51	15:22:33.337

P15 113 Alex RIVETT				
LAP	LAP TIME	DIFF	MPH	TIME OF DAY
1 -	1:33.763	9.152	71.03	15:18:19.015
2 -	1:24.714 (2)	0.103	78.61	15:19:43.729
3 -	1:24.611 (1)		78.71	15:21:08.340
4 -	1:25.190 (3)	0.579	78.17	15:22:33.530

P16 67 David ABBITT				
LAP	LAP TIME	DIFF	MPH	TIME OF DAY
1 -	1:34.772	10.575	70.27	15:18:20.024
2 -	1:24.896 (3)	0.699	78.44	15:19:44.920
3 -	1:24.614 (2)	0.417	78.71	15:21:09.534
4 -	1:24.197 (1)		79.10	15:22:33.731

Weather / Track : Sunny / Dry

Castle Combe
Circuit Length = 1.8500 miles
Start: 15:16 Flag 15:22 End: 15:23

750MC Mazda

RACE 6 - LAP ANALYSIS

DIFF = Difference To Personal Best Lap

P17 25 Daniel WATKINS				
LAP	LAP TIME	DIFF	MPH	TIME OF DAY
1 -	1:35.466	11.007	69.76	15:18:20.718
2 -	1:24.670 (3)	0.211	78.65	15:19:45.388
3 -	1:24.553 (2)	0.094	78.76	15:21:09.941
4 -	1:24.459 (1)		78.85	15:22:34.400

P18 192 Taylor JOHNSON				
LAP	LAP TIME	DIFF	MPH	TIME OF DAY
1 -	1:36.488	11.684	69.02	15:18:21.740
2 -	1:24.807 (2)	0.003	78.53	15:19:46.547
3 -	1:24.804 (1)		78.53	15:21:11.351
4 -	1:25.091 (3)	0.287	78.26	15:22:36.442

P19 238 Chris REECE				
LAP	LAP TIME	DIFF	MPH	TIME OF DAY
1 -	1:36.957	11.819	68.69	15:18:22.209
2 -	1:25.138 (1)		78.22	15:19:47.347
3 -	1:25.295 (3)	0.157	78.08	15:21:12.642
4 -	1:25.170 (2)	0.032	78.19	15:22:37.812

P20 144 George KING				
LAP	LAP TIME	DIFF	MPH	TIME OF DAY
1 -	1:37.135	12.005	68.56	15:18:22.387
2 -	1:25.318 (2)	0.188	78.06	15:19:47.705
3 -	1:25.130 (1)		78.23	15:21:12.835
4 -	1:25.948 (3)	0.818	77.48	15:22:38.783

P21 23 Stephen REECE				
LAP	LAP TIME	DIFF	MPH	TIME OF DAY
1 -	1:38.867	13.124	67.36	15:18:24.119
2 -	1:25.743 (1)		77.67	15:19:49.862
3 -	1:26.337 (3)	0.594	77.13	15:21:16.199
4 -	1:26.263 (2)	0.520	77.20	15:22:42.462

P22 98 Alex LEWINGTON				
LAP	LAP TIME	DIFF	MPH	TIME OF DAY
1 -	1:38.035	12.032	67.93	15:18:23.287
2 -	1:26.003 (1)		77.43	15:19:49.290
3 -	1:26.657 (2)	0.654	76.85	15:21:15.947
4 -	1:27.510 (3)	1.507	76.10	15:22:43.457

P23 54 Chris MOORE				
LAP	LAP TIME	DIFF	MPH	TIME OF DAY
1 -	1:40.679	13.573	66.15	15:18:25.931
2 -	1:27.323 (2)	0.217	76.26	15:19:53.254
3 -	1:27.913 (3)	0.807	75.75	15:21:21.167
4 -	1:27.106 (1)		76.45	15:22:48.273

P24 191 Philip Andrew BARRETT				
LAP	LAP TIME	DIFF	MPH	TIME OF DAY
1 -	1:39.372	11.706	67.02	15:18:24.624
2 -	1:27.684 (2)	0.018	75.95	15:19:52.308
3 -	1:28.895 (3)	1.229	74.92	15:21:21.203
4 -	1:27.666 (1)		75.97	15:22:48.869

DIFF = Difference To Personal Best Lap

P25 46 Nicola FAVOT				
LAP	LAP TIME	DIFF	MPH	TIME OF DAY
1 -	1:40.036	11.959	66.57	15:18:25.288
2 -	1:28.170 (2)	0.093	75.53	15:19:53.458
3 -	1:28.077 (1)		75.61	15:21:21.535
4 -	1:28.672 (3)	0.595	75.10	15:22:50.207

P26 64 Philip DOUTHWAITE				
LAP	LAP TIME	DIFF	MPH	TIME OF DAY
1 -	1:41.227	14.076	65.79	15:18:26.479
2 -	1:27.907 (2)	0.756	75.76	15:19:54.386
3 -	1:27.151 (1)		76.41	15:21:21.537
4 -	1:28.998 (3)	1.847	74.83	15:22:50.535

P27 75 Rob BOND				
LAP	LAP TIME	DIFF	MPH	TIME OF DAY
1 -	1:41.102	13.475	65.87	15:18:26.354
2 -	1:27.627 (1)		76.00	15:19:53.981
3 -	1:27.953 (2)	0.326	75.72	15:21:21.934
4 -	1:29.859 (3)	2.232	74.11	15:22:51.793

P28 70 Jeremy RIVERS-FLETCHER				
LAP	LAP TIME	DIFF	MPH	TIME OF DAY
1 -	1:41.627	14.003	65.53	15:18:26.879
2 -	1:27.828 (2)	0.204	75.83	15:19:54.707
3 -	1:27.624 (1)		76.00	15:21:22.331
4 -	1:29.721 (3)	2.097	74.23	15:22:52.052

P29 51 David RICKARDS				
LAP	LAP TIME	DIFF	MPH	TIME OF DAY
1 -	1:42.224	14.785	65.15	15:18:27.476
2 -	1:28.085 (2)	0.646	75.60	15:19:55.561
3 -	1:27.439 (1)		76.16	15:21:23.000
4 -	1:29.970 (3)	2.531	74.02	15:22:52.970

P30 15 Charlotte FOX				
LAP	LAP TIME	DIFF	MPH	TIME OF DAY
1 -	1:38.329 (3)	12.453	67.73	15:18:23.581
2 -	1:25.876 (1)		77.55	15:19:49.457
3 -	1:49.008	23.132	61.09	15:21:38.465
4 -	1:27.767 (2)	1.891	75.88	15:23:06.232

P31 55 Ian VAN REENEN				
LAP	LAP TIME	DIFF	MPH	TIME OF DAY
1 -	1:37.441 (2)	11.135	68.34	15:18:22.693
2 -	1:26.306 (1)		77.16	15:19:48.999

Weather / Track : Sunny / Dry

Castle Combe
Circuit Length = 1.8500 miles
Start: 15:16 Flag 15:22 End: 15:23

750MC Mazda

RACE 6 - STATISTICS

Competitors Started 31
Planned Start 2020-09-19 @ 14:45:00.000
Actual Start 2020-09-19 @ 15:16:45.251
Finish Time 2020-09-19 @ 15:22:18.878
Track Length 1.8500mi.
Total Laps 122
Total Distance Covered 225.7010mi.

Session Fastest Lap History

NO	NAME	LAP TIME	TIME OF DAY	LAP	VEHICLE
71	Ben SHORT	1:27.242	15:18:12.499	1	Mazda MX5
1	Ben HANCY	1:21.703	15:19:34.408	2	Mazda MX5
77	Steve FODEN	1:21.247	15:19:36.051	2	Mazda MX5
76	Alistair BRAY	1:21.240	15:19:36.172	2	Mazda MX5
35	Jason GREATREX	1:21.147	15:19:36.523	2	Mazda MX5

Session Leader History

NO	NAME	FROM LAP	LAPS LED	DISTANCE	VEHICLE
71	Ben SHORT	1	1	1.85 miles	Mazda MX5
1	Ben HANCY	2	2	3.70 miles	Mazda MX5
71	Ben SHORT	4	1	1.85 miles	Mazda MX5

Flag History

TYPE	TIME OF DAY
GREEN	15:16:45.251
FINISH	15:22:18.878

Flag Statistics

TYPE	COUNT	TOTAL LAPS	TOTAL TIME
Green	1	4	6:41.613
Red	0	0	0.000
Safety Car	0	0	0.000
FCY	0	0	0.000

Weather / Track : Sunny / Dry


Results can be found at www.tsl-timing.com

Castle Combe
Circuit Length = 1.8500 miles
Start: 15:16 Flag 15:22 End: 15:23

Printed - 15:27 Saturday, 19 September 2020

750MC Mazda

RACE 11 - GRID (15 minutes)

ROW 18	35	777 Courtney MILNES			
ROW 17	33	14 Lloyd HUGGINS	34	17 Howard LANCASHIRE	
ROW 16		31	55 Ian VAN REENEN	32	8 Richard BAXTER
ROW 15	29	51 David RICKARDS	30	15 Charlotte FOX	
ROW 14		27	75 Rob BOND	28	70 Jeremy RIVERS-FLETCHER
ROW 13	25	46 Nicola FAVOT	26	64 Philip DOUTHWAITE	
ROW 12		23	54 Chris MOORE	24	191 Philip Andrew BARRETT
ROW 11	21	23 Stephen REECE	22	98 Alex LEWINGTON	
ROW 10		19	238 Chris REECE	20	144 George KING
ROW 9	17	25 Daniel WATKINS	18	192 Taylor JOHNSON	
ROW 8		15	113 Alex RIVETT	16	67 David ABBITT
ROW 7	13	27 Dan BLAKE	14	37 Tim DORE	
ROW 6		11	22 Adrian JOHNSON	12	66 Hayden MCDONALD
ROW 5	9	154 Marcus BAILEY	10	61 Jake DORMER	
ROW 4		7	1 Ben HANCY	8	71 Ben SHORT
ROW 3	5	76 Alistair BRAY	6	77 Steve FODEN	
ROW 2		3	41 Tom SMITH	4	35 Jason GREATREX
ROW 1	1	72 Matthew SHORT	2	34 Callum GREATREX	
Pole					
					


Castle Combe
Circuit Length = 1.8500 miles

These results are provisional until the conclusion of any judicial and technical matters.

Clerk Of Course :	Steward :	Timekeeper : Peter Knight

750MC Mazda

RACE 6 - RESTART - GRID (5 minutes)

ROW 16	31	51	David RICKARDS				
ROW 15	29	191	Philip Andrew BARRETT	30	70	Jeremy RIVERS-FLETCHER	
ROW 14		27	75	Rob BOND	28	54	Chris MOORE
ROW 13	25	64	Philip DOUTHWAITE	26	46	Nicola FAVOT	
ROW 12		23	23	Stephen REECE	24	98	Alex LEWINGTON
ROW 11	21	55	Ian VAN REENEN	22	238	Chris REECE	
ROW 10		19	144	George KING	20	192	Taylor JOHNSON
ROW 9	17	15	Charlotte FOX	18	25	Daniel WATKINS	
ROW 8		15	72	Matthew SHORT	16	27	Dan BLAKE
ROW 7	13	67	David ABBITT	14	66	Hayden MCDONALD	
ROW 6		11	37	Tim DORE	12	113	Alex RIVETT
ROW 5	9	61	Jake DORMER	10	22	Adrian JOHNSON	
ROW 4		7	34	Callum GREATREX	8	154	Marcus BAILEY
ROW 3	5	35	Jason GREATREX	6	41	Tom SMITH	
ROW 2		3	1	Ben HANCY	4	77	Steve FODEN
ROW 1	1	71	Ben SHORT	2	76	Alistair BRAY	
Pole							
							

Castle Combe
Circuit Length = 1.8500 miles

These results are provisional until the conclusion of any judicial and technical matters.

Clerk Of Course :	Steward :	Timekeeper : Peter Knight
-------------------	-----------	---------------------------

750MC Mazda

RACE 11 - CLASSIFICATION

POS	NO	NAME	ENTRY	LAPS	TIME	GAP	DIFF	MPH	BEST	ON
1	76	Alistair BRAY	Mazda MX5	11	15:06.262			80.83	1:21.157	8
2	1	Ben HANCY	Mazda MX5	11	15:06.661	0.399	0.399	80.80	1:20.857	10
3	71	Ben SHORT	Mazda MX5	11	15:07.354	1.092	0.693	80.74	1:20.987	9
4	77	Steve FODEN	Mazda MX5	11	15:11.865	5.603	4.511	80.34	1:20.989	4
5	35	Jason GREATREX	Mazda MX5	11	15:14.837	8.575	2.972	80.08	1:21.465	5
6	41	Tom SMITH	Mazda MX5	11	15:14.910	8.648	0.073	80.07	1:21.909	4
7	34	Callum GREATREX	Mazda MX5	11	15:15.289	9.027	0.379	80.04	1:21.757	4
8	72	Matthew SHORT	Mazda MX5	11	15:28.539	22.277	13.250	78.89	1:23.044	8
9	154	Marcus BAILEY	Mazda MX5	11	15:29.072	22.810	0.533	78.85	1:23.200	9
10	27	Dan BLAKE	Mazda MX5	11	15:36.262	30.000	7.190	78.24	1:23.223	7
11	37	Tim DORE	Mazda MX5	11	15:40.601	34.339	4.339	77.88	1:23.179	7
12	61	Jake DORMER	Mazda MX5	11	15:44.198	37.936	3.597	77.59	1:23.877	6
13	66	Hayden MCDONALD	Mazda MX5	11	15:45.214	38.952	1.016	77.50	1:23.765	11
14	22	Adrian JOHNSON	Mazda MX5	11	15:46.622	40.360	1.408	77.39	1:24.110	7
15	67	David ABBITT	Mazda MX5	11	15:46.847	40.585	0.225	77.37	1:24.060	10
16	777	Courtney MILNES	Mazda MX5	11	15:48.392	42.130	1.545	77.24	1:23.114	10
17	113	Alex RIVETT	Mazda MX5	11	15:48.942	42.680	0.550	77.20	1:23.981	10
18	25	Daniel WATKINS	Mazda MX5	11	15:49.101	42.839	0.159	77.18	1:23.862	7
19	144	George KING	Mazda MX5	11	16:03.877	57.615	14.776	76.00	1:25.131	10
20	23	Stephen REECE	Mazda MX5	11	16:04.886	58.624	1.009	75.92	1:25.348	10
21	98	Alex LEWINGTON	Mazda MX5	11	16:15.225	1:08.963	10.339	75.12	1:26.308	4
22	64	Philip DOUTHWAITE	Mazda MX5	11	16:20.312	1:14.050	5.087	74.73	1:26.396	11
23	46	Nicola FAVOT	Mazda MX5	11	16:21.027	1:14.765	0.715	74.67	1:26.163	7
24	192	Taylor JOHNSON	Mazda MX5	11	16:24.774	1:18.512	3.747	74.39	1:24.973	9
25	191	Philip Andrew BARRETT	Mazda MX5	10	15:10.414	1 Lap	1 Lap	73.15	1:28.301	9
26	75	Rob BOND	Mazda MX5	10	15:14.478	1 Lap	4.064	72.82	1:27.654	9
27	51	David RICKARDS	Mazda MX5	10	15:14.720	1 Lap	0.242	72.80	1:27.674	9
28	70	Jeremy RIVERS-FLETCHER	Mazda MX5	10	15:23.717	1 Lap	8.997	72.10	1:29.113	3
29	54	Chris MOORE	Mazda MX5	10	15:40.502	1 Lap	16.785	70.81	1:27.721	6

NOT CLASSIFIED

DNF	238	Chris REECE	Mazda MX5	5	9:00.520	6 Laps	5 Laps	61.60	1:26.277	3
-----	-----	-------------	-----------	---	----------	--------	--------	-------	----------	---

FASTEST LAP

1	Ben HANCY	Mazda MX5	10	1:20.857	82.36 mph	132.55 kph
---	-----------	-----------	----	----------	-----------	------------

Weather / Track : Bright / Dry

These results are provisional until the conclusion of any judicial and technical matters.

Castle Combe

Circuit Length = 1.8500 miles

Start: 17:39 Flag 17:54 End: 17:56

Clerk Of Course :	Steward :	Timekeeper : Peter Knight
-------------------	-----------	---------------------------

750MC Mazda

RACE 11 - LAP CHART

LAP 1 @ 17:41:06.416			LAP 2 @ 17:42:27.893			LAP 3 @ 17:43:49.655			LAP 4 @ 17:45:11.278			LAP 5 @ 17:46:33.171		
NO	BEHIND	LAP TIME	NO	BEHIND	LAP TIME	NO	BEHIND	LAP TIME	NO	BEHIND	LAP TIME	NO	BEHIND	LAP TIME
76		1:29.044	76		1:21.477	76		1:21.762	76		1:21.623	76		1:21.893
1	1.014	1:30.058	1	1.544	1:22.007	1	2.176	1:22.394	1	2.663	1:22.110	1	2.891	1:22.121
34	1.787	1:30.831	71	3.215	1:22.112	71	3.358	1:21.905	71	3.041	1:21.306	71	3.079	1:21.931
41	2.067	1:31.111	34	3.320	1:23.010	34	3.780	1:22.222	77	3.271	1:20.989	77	3.372	1:21.994
71	2.580	1:31.624	41	3.513	1:22.923	77	3.905	1:22.025	34	3.914	1:21.757	34	4.288	1:22.267
77	3.389	1:32.433	77	3.642	1:21.730	41	4.358	1:22.607	41	4.644	1:21.909	41	4.905	1:22.154
72	3.599	1:32.643	35	5.098	1:22.798	35	5.760	1:22.424	35	5.717	1:21.580	35	5.289	1:21.465
35	3.777	1:32.821	72	5.206	1:23.084	72	7.603	1:24.159	72	9.091	1:23.111	72	11.891	1:24.693
154	4.623	1:33.667	154	6.617	1:23.471	154	8.187	1:23.332	154	10.058	1:23.494	154	12.300	1:24.135
66	5.143	1:34.187	22	8.552	1:24.387	37	11.951	1:24.384	37	16.084	1:25.756	27	18.367	1:24.048
22	5.642	1:34.686	37	9.329	1:24.764	22	12.386	1:25.596	27	16.212	1:25.109	37	18.695	1:24.504
37	6.042	1:35.086	27	9.813	1:24.467	27	12.726	1:24.675	61	16.438	1:24.935	22	19.778	1:24.621
27	6.823	1:35.867	61	10.023	1:24.381	61	13.126	1:24.865	22	17.050	1:26.287	61	20.335	1:25.790
61	7.119	1:36.163	25	13.326	1:26.841	66	16.612	1:25.021	66	19.455	1:24.466	66	21.723	1:24.161
25	7.962	1:37.006	66	13.353	1:29.687	67	17.538	1:25.353	777	20.835	1:24.677	67	23.743	1:24.386
238	9.243	1:38.287	113	13.704	1:25.744	777	17.781	1:25.339	67	21.250	1:25.335	25	24.256	1:24.423
113	9.437	1:38.481	67	13.947	1:25.828	25	18.559	1:26.995	25	21.726	1:24.790	113	24.577	1:24.469
67	9.596	1:38.640	777	14.204	1:25.593	113	19.130	1:27.188	113	22.001	1:24.494	777	24.791	1:25.849
777	10.088	1:39.132	238	15.418	1:27.652	238	19.933	1:26.277	238	24.703	1:26.393	192	29.886	1:26.168
192	11.110	1:40.154	23	15.678	1:25.596	23	20.196	1:26.280	144	24.917	1:25.934	144	30.197	1:27.173
23	11.559	1:40.603	192	16.273	1:26.640	144	20.606	1:25.277	23	25.219	1:26.646	23	31.118	1:27.792
144	11.863	1:40.907	144	17.091	1:26.705	192	21.154	1:26.643	192	25.611	1:26.080	98	32.722	1:27.100
98	12.055	1:41.099	98	18.252	1:27.674	98	22.830	1:26.340	98	27.515	1:26.308	64	39.561	1:26.994
191	12.860	1:41.904	191	20.544	1:29.161	46	28.665	1:29.531	64	34.460	1:26.985	46	40.101	1:27.270
64	13.591	1:42.635	64	20.792	1:28.678	64	29.098	1:30.068	46	34.724	1:27.682	191	46.411	1:29.911
46	14.434	1:43.478	46	20.896	1:27.939	75	30.835	1:30.739	75	37.926	1:28.714	75	47.054	1:31.021
75	14.859	1:43.903	75	21.858	1:28.476	191	31.112	1:32.330	191	38.393	1:28.904	51	47.927	1:30.729
51	15.440	1:44.484	51	23.149	1:29.186	51	31.954	1:30.567	51	39.091	1:28.760	70	56.528	1:31.008
54	22.347	1:51.391	54	29.335	1:28.465	54	35.792	1:28.219	70	47.413	1:30.532	54	1:01.921	1:28.554
70	22.839	1:51.883	70	31.153	1:29.791	70	38.504	1:29.113	54	55.260	1:41.091			

Weather / Track : Bright / Dry

Castle Combe

Circuit Length = 1.8500 miles

Start: 17:39 Flag 17:54 End: 17:56

750MC Mazda

RACE 11 - LAP CHART

LAP 6 @ 17:47:55.211			LAP 7 @ 17:49:16.778			LAP 8 @ 17:50:37.935			LAP 9 @ 17:51:59.634			LAP 10 @ 17:53:21.429		
NO	BEHIND	LAP TIME	NO	BEHIND	LAP TIME	NO	BEHIND	LAP TIME	NO	BEHIND	LAP TIME	NO	BEHIND	LAP TIME
76		1:22.040	76		1:21.567	76		1:21.157	76		1:21.699	76		1:21.795
1	2.182	1:21.331	1	1.806	1:21.191	1	1.826	1:21.177	54	1 Lap	1:29.926	1	0.239	1:20.857
71	2.390	1:21.351	71	1.919	1:21.096	71	2.042	1:21.280	1	1.177	1:21.050	71	0.554	1:21.019
77	3.185	1:21.853	77	3.209	1:21.591	77	3.942	1:21.890	71	1.330	1:20.987	77	4.687	1:22.309
41	4.832	1:21.967	35	5.553	1:22.073	35	6.305	1:21.909	70	1 Lap	1:31.931	35	8.222	1:23.524
35	5.047	1:21.798	41	5.976	1:22.711	41	6.775	1:21.956	77	4.173	1:21.930	41	8.476	1:23.199
34	5.734	1:23.486	34	7.006	1:22.839	34	7.918	1:22.069	35	6.493	1:21.887	34	9.367	1:22.770
72	13.689	1:23.838	72	15.795	1:23.673	72	17.682	1:23.044	41	7.072	1:21.996	70	1 Lap	1:29.632
154	14.099	1:23.839	154	16.242	1:23.710	154	18.622	1:23.537	34	8.392	1:22.173	72	21.006	1:23.519
27	20.319	1:23.992	27	21.975	1:23.223	27	24.414	1:23.596	72	19.282	1:23.299	154	21.787	1:23.459
37	20.605	1:23.950	37	22.217	1:23.179	37	24.893	1:23.833	154	20.123	1:23.200	54	1 Lap	1:44.276
22	21.947	1:24.209	22	24.490	1:24.110	22	28.225	1:24.892	27	26.209	1:23.494	27	28.209	1:23.795
61	22.172	1:23.877	61	24.857	1:24.252	61	28.468	1:24.768	37	28.331	1:25.137	37	31.422	1:24.886
66	24.073	1:24.390	66	26.554	1:24.048	66	29.718	1:24.321	61	32.690	1:25.921	61	35.502	1:24.607
67	26.161	1:24.458	67	29.000	1:24.406	67	32.423	1:24.580	22	33.914	1:27.388	22	37.153	1:25.034
25	27.016	1:24.800	25	29.311	1:23.862	25	32.662	1:24.508	66	34.302	1:26.283	66	37.392	1:24.885
777	27.670	1:24.919	777	30.507	1:24.404	113	34.088	1:24.456	67	35.355	1:24.631	67	37.620	1:24.060
113	27.691	1:25.154	113	30.789	1:24.665	777	34.762	1:25.412	25	35.556	1:24.593	25	37.954	1:24.193
144	36.488	1:28.331	144	41.670	1:26.749	23	46.673	1:25.508	113	36.591	1:24.202	777	38.163	1:23.114
23	37.422	1:28.344	23	42.322	1:26.467	144	46.987	1:26.474	777	36.844	1:23.781	113	38.777	1:23.981
98	39.571	1:28.889	98	44.739	1:26.735	98	50.637	1:27.055	144	51.187	1:25.899	144	54.523	1:25.131
238	1 Lap	3:01.911 P	64	51.683	1:27.137	64	57.947	1:27.421	23	51.892	1:26.918	23	55.445	1:25.348
64	46.113	1:28.592	46	51.962	1:26.163	46	58.477	1:27.672	98	56.173	1:27.235	98	1:01.993	1:27.615
46	47.366	1:29.305	191	1:04.526	1:29.447	192	1:08.927	1:25.109	46	1:04.237	1:27.459	64	1:09.859	1:27.063
191	56.646	1:32.275	192	1:04.975	1:27.220	191	1:12.582	1:29.213	64	1:04.591	1:28.343	46	1:10.537	1:28.095
75	57.494	1:32.480	75	1:05.018	1:29.091	75	1:13.679	1:29.818	192	1:12.201	1:24.973	192	1:15.678	1:25.272
51	58.190	1:32.303	51	1:05.551	1:28.928	51	1:13.998	1:29.604	191	1:19.184	1:28.301			
192	59.322	1:51.476	70	1:13.460	1:30.126				75	1:19.634	1:27.654			
70	1:04.901	1:30.413	54	1:13.959	1:27.924				51	1:19.973	1:27.674			
54	1:07.602	1:27.721												

Weather / Track : Bright / Dry

Castle Combe

Circuit Length = 1.8500 miles

Start: 17:39 Flag 17:54 End: 17:56

750MC Mazda

RACE 11 - LAP CHART

LAP 11 @ 17:54:43.634

NO	BEHIND	LAP TIME
76		1:22.205
1	0.399	1:22.365
71	1.092	1:22.743
191	1 Lap	1:28.968
77	5.603	1:23.121
75	1 Lap	1:32.582
51	1 Lap	1:32.485
35	8.575	1:22.558
41	8.648	1:22.377
34	9.027	1:21.865
70	1 Lap	1:29.288
72	22.277	1:23.476
154	22.810	1:23.228
27	30.000	1:23.996
54	1 Lap	1:32.935
37	34.339	1:25.122
61	37.936	1:24.639
66	38.952	1:23.765
22	40.360	1:25.412
67	40.585	1:25.170
777	42.130	1:26.172
113	42.680	1:26.108
25	42.839	1:27.090
144	57.615	1:25.297
23	58.624	1:25.384
98	1:08.963	1:29.175
64	1:14.050	1:26.396
46	1:14.765	1:26.433
192	1:18.512	1:25.039

Weather / Track : Bright / Dry

Results can be found at www.tsl-timing.com

Page 3 of 3

Castle Combe
Circuit Length = 1.8500 miles
Start: 17:39 Flag 17:54 End: 17:56

Printed - 17:58 Saturday, 19 September 2020

750MC Mazda

RACE 11 - LAP ANALYSIS

DIFF = Difference To Personal Best Lap

P1 76 Alistair BRAY				
LAP	LAP TIME	DIFF	MPH	TIME OF DAY
1 -	1:29.044	7.887	74.79	17:41:06.416
2 -	1:21.477 (2)	0.320	81.74	17:42:27.893
3 -	1:21.762	0.605	81.45	17:43:49.655
4 -	1:21.623	0.466	81.59	17:45:11.278
5 -	1:21.893	0.736	81.32	17:46:33.171
6 -	1:22.040	0.883	81.18	17:47:55.211
7 -	1:21.567 (3)	0.410	81.65	17:49:16.778
8 -	1:21.157 (1)		82.06	17:50:37.935
9 -	1:21.699	0.542	81.51	17:51:59.634
10 -	1:21.795	0.638	81.42	17:53:21.429
11 -	1:22.205	1.048	81.01	17:54:43.634

P2 1 Ben HANCY				
LAP	LAP TIME	DIFF	MPH	TIME OF DAY
1 -	1:30.058	9.201	73.95	17:41:07.430
2 -	1:22.007	1.150	81.21	17:42:29.437
3 -	1:22.394	1.537	80.83	17:43:51.831
4 -	1:22.110	1.253	81.11	17:45:13.941
5 -	1:22.121	1.264	81.10	17:46:36.062
6 -	1:21.331	0.474	81.88	17:47:57.393
7 -	1:21.191	0.334	82.02	17:49:18.584
8 -	1:21.177 (3)	0.320	82.04	17:50:39.761
9 -	1:21.050 (2)	0.193	82.17	17:52:00.811
10 -	1:20.857 (1)		82.36	17:53:21.668
11 -	1:22.365	1.508	80.85	17:54:44.033

P3 71 Ben SHORT				
LAP	LAP TIME	DIFF	MPH	TIME OF DAY
1 -	1:31.624	10.637	72.68	17:41:08.996
2 -	1:22.112	1.125	81.10	17:42:31.108
3 -	1:21.905	0.918	81.31	17:43:53.013
4 -	1:21.306	0.319	81.91	17:45:14.319
5 -	1:21.931	0.944	81.28	17:46:36.250
6 -	1:21.351	0.364	81.86	17:47:57.601
7 -	1:21.096 (3)	0.109	82.12	17:49:18.697
8 -	1:21.280	0.293	81.93	17:50:39.977
9 -	1:20.987 (1)		82.23	17:52:00.964
10 -	1:21.019 (2)	0.032	82.20	17:53:21.983
11 -	1:22.743	1.756	80.49	17:54:44.726

P4 77 Steve FODEN				
LAP	LAP TIME	DIFF	MPH	TIME OF DAY
1 -	1:32.433	11.444	72.05	17:41:09.805
2 -	1:21.730 (3)	0.741	81.48	17:42:31.535
3 -	1:22.025	1.036	81.19	17:43:53.560
4 -	1:20.989 (1)		82.23	17:45:14.549
5 -	1:21.994	1.005	81.22	17:46:36.543
6 -	1:21.853	0.864	81.36	17:47:58.396
7 -	1:21.591 (2)	0.602	81.62	17:49:19.987
8 -	1:21.890	0.901	81.32	17:50:41.877
9 -	1:21.930	0.941	81.28	17:52:03.807
10 -	1:22.309	1.320	80.91	17:53:26.116
11 -	1:23.121	2.132	80.12	17:54:49.237

P5 35 Jason GREATREX				
LAP	LAP TIME	DIFF	MPH	TIME OF DAY
1 -	1:32.821	11.356	71.75	17:41:10.193
2 -	1:22.798	1.333	80.43	17:42:32.991

DIFF = Difference To Personal Best Lap

3 -	1:22.424	0.959	80.80	17:43:55.415
4 -	1:21.580 (2)	0.115	81.63	17:45:16.995
5 -	1:21.465 (1)		81.75	17:46:38.460
6 -	1:21.798 (3)	0.333	81.42	17:48:00.258
7 -	1:22.073	0.608	81.14	17:49:22.331
8 -	1:21.909	0.444	81.31	17:50:44.240
9 -	1:21.887	0.422	81.33	17:52:06.127
10 -	1:23.524	2.059	79.73	17:53:29.651
11 -	1:22.558	1.093	80.67	17:54:52.209

P6 41 Tom SMITH				
LAP	LAP TIME	DIFF	MPH	TIME OF DAY
1 -	1:31.111	9.202	73.09	17:41:08.483
2 -	1:22.923	1.014	80.31	17:42:31.406
3 -	1:22.607	0.698	80.62	17:43:54.013
4 -	1:21.909 (1)		81.31	17:45:15.922
5 -	1:22.154	0.245	81.06	17:46:38.076
6 -	1:21.967 (3)	0.058	81.25	17:48:00.043
7 -	1:22.711	0.802	80.52	17:49:22.754
8 -	1:21.956 (2)	0.047	81.26	17:50:44.710
9 -	1:21.996	0.087	81.22	17:52:06.706
10 -	1:23.199	1.290	80.04	17:53:29.905
11 -	1:22.377	0.468	80.84	17:54:52.282

P7 34 Callum GREATREX				
LAP	LAP TIME	DIFF	MPH	TIME OF DAY
1 -	1:30.831	9.074	73.32	17:41:08.203
2 -	1:23.010	1.253	80.23	17:42:31.213
3 -	1:22.222	0.465	81.00	17:43:53.435
4 -	1:21.757 (1)		81.46	17:45:15.192
5 -	1:22.267	0.510	80.95	17:46:37.459
6 -	1:23.486	1.729	79.77	17:48:00.945
7 -	1:22.839	1.082	80.39	17:49:23.784
8 -	1:22.069 (3)	0.312	81.15	17:50:45.853
9 -	1:22.173	0.416	81.04	17:52:08.026
10 -	1:22.770	1.013	80.46	17:53:30.796
11 -	1:21.865 (2)	0.108	81.35	17:54:52.661

P8 72 Matthew SHORT				
LAP	LAP TIME	DIFF	MPH	TIME OF DAY
1 -	1:32.643	9.599	71.88	17:41:10.015
2 -	1:23.084 (2)	0.040	80.16	17:42:33.099
3 -	1:24.159	1.115	79.13	17:43:57.258
4 -	1:23.111 (3)	0.067	80.13	17:45:20.369
5 -	1:24.693	1.649	78.63	17:46:45.062
6 -	1:23.838	0.794	79.43	17:48:08.900
7 -	1:23.673	0.629	79.59	17:49:32.573
8 -	1:23.044 (1)		80.19	17:50:55.617
9 -	1:23.299	0.255	79.95	17:52:18.916
10 -	1:23.519	0.475	79.74	17:53:42.435
11 -	1:23.476	0.432	79.78	17:55:05.911

P9 154 Marcus BAILEY				
LAP	LAP TIME	DIFF	MPH	TIME OF DAY
1 -	1:33.667	10.467	71.10	17:41:11.039
2 -	1:23.471	0.271	79.78	17:42:34.510
3 -	1:23.332 (3)	0.132	79.92	17:43:57.842
4 -	1:23.494	0.294	79.76	17:45:21.336
5 -	1:24.135	0.935	79.15	17:46:45.471
6 -	1:23.839	0.639	79.43	17:48:09.310
7 -	1:23.710	0.510	79.56	17:49:33.020

Castle Combe

Circuit Length = 1.8500 miles

Start: 17:39 Flag 17:54 End: 17:56

Weather / Track : Bright / Dry

750MC Mazda

RACE 11 - LAP ANALYSIS

DIFF = Difference To Personal Best Lap

8 -	1:23.537	0.337	79.72	17:50:56.557
9 -	1:23.200 (1)		80.04	17:52:19.757
10 -	1:23.459	0.259	79.80	17:53:43.216
11 -	1:23.228 (2)	0.028	80.02	17:55:06.444

P10 27 Dan BLAKE

LAP	LAP TIME	DIFF	MPH	TIME OF DAY
1 -	1:35.867	12.644	69.47	17:41:13.239
2 -	1:24.467	1.244	78.84	17:42:37.706
3 -	1:24.675	1.452	78.65	17:44:02.381
4 -	1:25.109	1.886	78.25	17:45:27.490
5 -	1:24.048	0.825	79.24	17:46:51.538
6 -	1:23.992	0.769	79.29	17:48:15.530
7 -	1:23.223 (1)		80.02	17:49:38.753
8 -	1:23.596 (3)	0.373	79.66	17:51:02.349
9 -	1:23.494 (2)	0.271	79.76	17:52:25.843
10 -	1:23.795	0.572	79.48	17:53:49.638
11 -	1:23.996	0.773	79.28	17:55:13.634

P11 37 Tim DORE

LAP	LAP TIME	DIFF	MPH	TIME OF DAY
1 -	1:35.086	11.907	70.04	17:41:12.458
2 -	1:24.764	1.585	78.57	17:42:37.222
3 -	1:24.384	1.205	78.92	17:44:01.606
4 -	1:25.756	2.577	77.66	17:45:27.362
5 -	1:24.504	1.325	78.81	17:46:51.866
6 -	1:23.950 (3)	0.771	79.33	17:48:15.816
7 -	1:23.179 (1)		80.06	17:49:38.995
8 -	1:23.833 (2)	0.654	79.44	17:51:02.828
9 -	1:25.137	1.958	78.22	17:52:27.965
10 -	1:24.886	1.707	78.45	17:53:52.851
11 -	1:25.122	1.943	78.24	17:55:17.973

P12 61 Jake DORMER

LAP	LAP TIME	DIFF	MPH	TIME OF DAY
1 -	1:36.163	12.286	69.25	17:41:13.535
2 -	1:24.381 (3)	0.504	78.92	17:42:37.916
3 -	1:24.865	0.988	78.47	17:44:02.781
4 -	1:24.935	1.058	78.41	17:45:27.716
5 -	1:25.790	1.913	77.63	17:46:53.506
6 -	1:23.877 (1)		79.40	17:48:17.383
7 -	1:24.252 (2)	0.375	79.04	17:49:41.635
8 -	1:24.768	0.891	78.56	17:51:06.403
9 -	1:25.921	2.044	77.51	17:52:32.324
10 -	1:24.607	0.730	78.71	17:53:56.931
11 -	1:24.639	0.762	78.68	17:55:21.570

P13 66 Hayden MCDONALD

LAP	LAP TIME	DIFF	MPH	TIME OF DAY
1 -	1:34.187	10.422	70.71	17:41:11.559
2 -	1:29.687	5.922	74.25	17:42:41.246
3 -	1:25.021	1.256	78.33	17:44:06.267
4 -	1:24.466	0.701	78.84	17:45:30.733
5 -	1:24.161 (3)	0.396	79.13	17:46:54.894
6 -	1:24.390	0.625	78.91	17:48:19.284
7 -	1:24.048 (2)	0.283	79.24	17:49:43.332
8 -	1:24.321	0.556	78.98	17:51:07.653
9 -	1:26.283	2.518	77.18	17:52:33.936
10 -	1:24.885	1.120	78.45	17:53:58.821
11 -	1:23.765 (1)		79.50	17:55:22.586

DIFF = Difference To Personal Best Lap

P14 22 Adrian JOHNSON				
LAP	LAP TIME	DIFF	MPH	TIME OF DAY
1 -	1:34.686	10.576	70.33	17:41:12.058
2 -	1:24.387 (3)	0.277	78.92	17:42:36.445
3 -	1:25.596	1.486	77.80	17:44:02.041
4 -	1:26.287	2.177	77.18	17:45:28.328
5 -	1:24.621	0.511	78.70	17:46:52.949
6 -	1:24.209 (2)	0.099	79.08	17:48:17.158
7 -	1:24.110 (1)		79.18	17:49:41.268
8 -	1:24.892	0.782	78.45	17:51:06.160
9 -	1:27.388	3.278	76.21	17:52:33.548
10 -	1:25.034	0.924	78.32	17:53:58.582
11 -	1:25.412	1.302	77.97	17:55:23.994

P15 67 David ABBITT

LAP	LAP TIME	DIFF	MPH	TIME OF DAY
1 -	1:38.640	14.580	67.51	17:41:16.012
2 -	1:25.828	1.768	77.59	17:42:41.840
3 -	1:25.353	1.293	78.02	17:44:07.193
4 -	1:25.335	1.275	78.04	17:45:32.528
5 -	1:24.386 (2)	0.326	78.92	17:46:56.914
6 -	1:24.458	0.398	78.85	17:48:21.372
7 -	1:24.406 (3)	0.346	78.90	17:49:45.778
8 -	1:24.580	0.520	78.74	17:51:10.358
9 -	1:24.631	0.571	78.69	17:52:34.989
10 -	1:24.060 (1)		79.22	17:53:59.049
11 -	1:25.170	1.110	78.19	17:55:24.219

P16 777 Courtney MILNES

LAP	LAP TIME	DIFF	MPH	TIME OF DAY
1 -	1:39.132	16.018	67.18	17:41:16.504
2 -	1:25.593	2.479	77.81	17:42:42.097
3 -	1:25.339	2.225	78.04	17:44:07.436
4 -	1:24.677	1.563	78.65	17:45:32.113
5 -	1:25.849	2.735	77.57	17:46:57.962
6 -	1:24.919	1.805	78.42	17:48:22.881
7 -	1:24.404 (3)	1.290	78.90	17:49:47.285
8 -	1:25.412	2.298	77.97	17:51:12.697
9 -	1:23.781 (2)	0.667	79.49	17:52:36.478
10 -	1:23.114 (1)		80.13	17:53:59.592
11 -	1:26.172	3.058	77.28	17:55:25.764

P17 113 Alex RIVETT

LAP	LAP TIME	DIFF	MPH	TIME OF DAY
1 -	1:38.481	14.500	67.62	17:41:15.853
2 -	1:25.744	1.763	77.67	17:42:41.597
3 -	1:27.188	3.207	76.38	17:44:08.785
4 -	1:24.494	0.513	78.82	17:45:33.279
5 -	1:24.469	0.488	78.84	17:46:57.748
6 -	1:25.154	1.173	78.21	17:48:22.902
7 -	1:24.665	0.684	78.66	17:49:47.567
8 -	1:24.456 (3)	0.475	78.85	17:51:12.023
9 -	1:24.202 (2)	0.221	79.09	17:52:36.225
10 -	1:23.981 (1)		79.30	17:54:00.206
11 -	1:26.108	2.127	77.34	17:55:26.314

P18 25 Daniel WATKINS

LAP	LAP TIME	DIFF	MPH	TIME OF DAY
1 -	1:37.006	13.144	68.65	17:41:14.378
2 -	1:26.841	2.979	76.69	17:42:41.219

Castle Combe

Circuit Length = 1.8500 miles

Start: 17:39 Flag 17:54 End: 17:56

Weather / Track : Bright / Dry

750MC Mazda

RACE 11 - LAP ANALYSIS

DIFF = Difference To Personal Best Lap

3 -	1:26.995	3.133	76.55	17:44:08.214
4 -	1:24.790	0.928	78.54	17:45:33.004
5 -	1:24.423 (3)	0.561	78.88	17:46:57.427
6 -	1:24.800	0.938	78.53	17:48:22.227
7 -	1:23.862 (1)		79.41	17:49:46.089
8 -	1:24.508	0.646	78.80	17:51:10.597
9 -	1:24.593	0.731	78.73	17:52:35.190
10 -	1:24.193 (2)	0.331	79.10	17:53:59.383
11 -	1:27.090	3.228	76.47	17:55:26.473

P19 144 George KING

LAP	LAP TIME	DIFF	MPH	TIME OF DAY
1 -	1:40.907	15.776	66.00	17:41:18.279
2 -	1:26.705	1.574	76.81	17:42:44.984
3 -	1:25.277 (2)	0.146	78.09	17:44:10.261
4 -	1:25.934	0.803	77.50	17:45:36.195
5 -	1:27.173	2.042	76.40	17:47:03.368
6 -	1:28.331	3.200	75.39	17:48:31.699
7 -	1:26.749	1.618	76.77	17:49:58.448
8 -	1:26.474	1.343	77.01	17:51:24.922
9 -	1:25.899	0.768	77.53	17:52:50.821
10 -	1:25.131 (1)		78.23	17:54:15.952
11 -	1:25.297 (3)	0.166	78.08	17:55:41.249

P20 23 Stephen REECE

LAP	LAP TIME	DIFF	MPH	TIME OF DAY
1 -	1:40.603	15.255	66.20	17:41:17.975
2 -	1:25.596	0.248	77.80	17:42:43.571
3 -	1:26.280	0.932	77.19	17:44:09.851
4 -	1:26.646	1.298	76.86	17:45:36.497
5 -	1:27.792	2.444	75.86	17:47:04.289
6 -	1:28.344	2.996	75.38	17:48:32.633
7 -	1:26.467	1.119	77.02	17:49:59.100
8 -	1:25.508 (3)	0.160	77.88	17:51:24.608
9 -	1:26.918	1.570	76.62	17:52:51.526
10 -	1:25.348 (1)		78.03	17:54:16.874
11 -	1:25.384 (2)	0.036	78.00	17:55:42.258

P21 98 Alex LEWINGTON

LAP	LAP TIME	DIFF	MPH	TIME OF DAY
1 -	1:41.099	14.791	65.87	17:41:18.471
2 -	1:27.674	1.366	75.96	17:42:46.145
3 -	1:26.340 (2)	0.032	77.13	17:44:12.485
4 -	1:26.308 (1)		77.16	17:45:38.793
5 -	1:27.100	0.792	76.46	17:47:05.893
6 -	1:28.889	2.581	74.92	17:48:34.782
7 -	1:26.735 (3)	0.427	76.78	17:50:01.517
8 -	1:27.055	0.747	76.50	17:51:28.572
9 -	1:27.235	0.927	76.34	17:52:55.807
10 -	1:27.615	1.307	76.01	17:54:23.422
11 -	1:29.175	2.867	74.68	17:55:52.597

P22 64 Philip DOUTHWAITE

LAP	LAP TIME	DIFF	MPH	TIME OF DAY
1 -	1:42.635	16.239	64.89	17:41:20.007
2 -	1:28.678	2.282	75.10	17:42:48.685
3 -	1:30.068	3.672	73.94	17:44:18.753
4 -	1:26.985 (2)	0.589	76.56	17:45:45.738
5 -	1:26.994 (3)	0.598	76.55	17:47:12.732
6 -	1:28.592	2.196	75.17	17:48:41.324
7 -	1:27.137	0.741	76.43	17:50:08.461

DIFF = Difference To Personal Best Lap

8 -	1:27.421	1.025	76.18	17:51:35.882
9 -	1:28.343	1.947	75.38	17:53:04.225
10 -	1:27.063	0.667	76.49	17:54:31.288
11 -	1:26.396 (1)		77.08	17:55:57.684

P23 46 Nicola FAVOT

LAP	LAP TIME	DIFF	MPH	TIME OF DAY
1 -	1:43.478	17.315	64.36	17:41:20.850
2 -	1:27.939	1.776	75.73	17:42:48.789
3 -	1:29.531	3.368	74.38	17:44:18.320
4 -	1:27.682	1.519	75.95	17:45:46.002
5 -	1:27.270 (3)	1.107	76.31	17:47:13.272
6 -	1:29.305	3.142	74.57	17:48:42.577
7 -	1:26.163 (1)		77.29	17:50:08.740
8 -	1:27.672	1.509	75.96	17:51:36.412
9 -	1:27.459	1.296	76.15	17:53:03.871
10 -	1:28.095	1.932	75.60	17:54:31.966
11 -	1:26.433 (2)	0.270	77.05	17:55:58.399

P24 192 Taylor JOHNSON

LAP	LAP TIME	DIFF	MPH	TIME OF DAY
1 -	1:40.154	15.181	66.49	17:41:17.526
2 -	1:26.640	1.667	76.87	17:42:44.166
3 -	1:26.643	1.670	76.86	17:44:10.809
4 -	1:26.080	1.107	77.37	17:45:36.889
5 -	1:26.168	1.195	77.29	17:47:03.057
6 -	1:51.476	26.503	59.74	17:48:54.533
7 -	1:27.220	2.247	76.35	17:50:21.753
8 -	1:25.109 (3)	0.136	78.25	17:51:46.862
9 -	1:24.973 (1)		78.37	17:53:11.835
10 -	1:25.272	0.299	78.10	17:54:37.107
11 -	1:25.039 (2)	0.066	78.31	17:56:02.146

P25 191 Philip Andrew BARRETT

LAP	LAP TIME	DIFF	MPH	TIME OF DAY
1 -	1:41.904	13.603	65.35	17:41:19.276
2 -	1:29.161	0.860	74.69	17:42:48.437
3 -	1:32.330	4.029	72.13	17:44:20.767
4 -	1:28.904 (2)	0.603	74.91	17:45:49.671
5 -	1:29.911	1.610	74.07	17:47:19.582
6 -	1:32.275	3.974	72.17	17:48:51.857
7 -	1:29.447	1.146	74.45	17:50:21.304
8 -	1:29.213	0.912	74.65	17:51:50.517
9 -	1:28.301 (1)		75.42	17:53:18.818
10 -	1:28.968 (3)	0.667	74.85	17:54:47.786

P26 75 Rob BOND

LAP	LAP TIME	DIFF	MPH	TIME OF DAY
1 -	1:43.903	16.249	64.09	17:41:21.275
2 -	1:28.476 (2)	0.822	75.27	17:42:49.751
3 -	1:30.739	3.085	73.39	17:44:20.490
4 -	1:28.714 (3)	1.060	75.07	17:45:49.204
5 -	1:31.021	3.367	73.17	17:47:20.225
6 -	1:32.480	4.826	72.01	17:48:52.705
7 -	1:29.091	1.437	74.75	17:50:21.796
8 -	1:29.818	2.164	74.15	17:51:51.614
9 -	1:27.654 (1)		75.98	17:53:19.268
10 -	1:32.582	4.928	71.93	17:54:51.850

Weather / Track : Bright / Dry

Castle Combe

Circuit Length = 1.8500 miles

Start: 17:39 Flag 17:54 End: 17:56

750MC Mazda

RACE 11 - LAP ANALYSIS

DIFF = Difference To Personal Best Lap

P27 51 David RICKARDS				
LAP	LAP TIME	DIFF	MPH	TIME OF DAY
1 -	1:44.484	16.810	63.74	17:41:21.856
2 -	1:29.186	1.512	74.67	17:42:51.042
3 -	1:30.567	2.893	73.53	17:44:21.609
4 -	1:28.760 (2)	1.086	75.03	17:45:50.369
5 -	1:30.729	3.055	73.40	17:47:21.098
6 -	1:32.303	4.629	72.15	17:48:53.401
7 -	1:28.928 (3)	1.254	74.89	17:50:22.329
8 -	1:29.604	1.930	74.32	17:51:51.933
9 -	1:27.674 (1)		75.96	17:53:19.607
10 -	1:32.485	4.811	72.01	17:54:52.092

P28 70 Jeremy RIVERS-FLETCHER				
LAP	LAP TIME	DIFF	MPH	TIME OF DAY
1 -	1:51.883	22.770	59.52	17:41:29.255
2 -	1:29.791	0.678	74.17	17:42:59.046
3 -	1:29.113 (1)		74.73	17:44:28.159
4 -	1:30.532	1.419	73.56	17:45:58.691
5 -	1:31.008	1.895	73.18	17:47:29.699
6 -	1:30.413	1.300	73.66	17:49:00.112
7 -	1:30.126	1.013	73.89	17:50:30.238
8 -	1:31.931	2.818	72.44	17:52:02.169
9 -	1:29.632 (3)	0.519	74.30	17:53:31.801
10 -	1:29.288 (2)	0.175	74.59	17:55:01.089

P29 54 Chris MOORE				
LAP	LAP TIME	DIFF	MPH	TIME OF DAY
1 -	1:51.391	23.670	59.78	17:41:28.763
2 -	1:28.465	0.744	75.28	17:42:57.228
3 -	1:28.219 (3)	0.498	75.49	17:44:25.447
4 -	1:41.091	13.370	65.88	17:46:06.538
5 -	1:28.554	0.833	75.20	17:47:35.092
6 -	1:27.721 (1)		75.92	17:49:02.813
7 -	1:27.924 (2)	0.203	75.74	17:50:30.737
8 -	1:29.926	2.205	74.06	17:52:00.663
9 -	1:44.276	16.555	63.86	17:53:44.939
10 -	1:32.935	5.214	71.66	17:55:17.874

P30 238 Chris REECE				
LAP	LAP TIME	DIFF	MPH	TIME OF DAY
1 -	1:38.287	12.010	67.76	17:41:15.659
2 -	1:27.652 (3)	1.375	75.98	17:42:43.311
3 -	1:26.277 (1)		77.19	17:44:09.588
4 -	1:26.393 (2)	0.116	77.08	17:45:35.981
5 -	3:01.911 P	1:35.634	36.61	17:48:37.892

750MC Mazda

RACE 11 - STATISTICS

Competitors Started 30
Planned Start 2020-09-19 @ 17:20:00.000
Actual Start 2020-09-19 @ 17:39:37.371
Finish Time 2020-09-19 @ 17:54:43.206
Track Length 1.8500mi.
Total Laps 319
Total Distance Covered 590.1526mi.

Session Fastest Lap History

NO	NAME	LAP TIME	TIME OF DAY	LAP	VEHICLE
76	Alistair BRAY	1:29.044	17:41:06.419	1	Mazda MX5
76	Alistair BRAY	1:21.477	17:42:27.897	2	Mazda MX5
71	Ben SHORT	1:21.306	17:45:14.324	4	Mazda MX5
77	Steve FODEN	1:20.989	17:45:14.551	4	Mazda MX5
71	Ben SHORT	1:20.987	17:52:00.970	9	Mazda MX5
1	Ben HANCY	1:20.857	17:53:21.671	10	Mazda MX5

Session Leader History

NO	NAME	FROM LAP	LAPS LED	DISTANCE	VEHICLE
76	Alistair BRAY	1	11	20.35 miles	Mazda MX5

Flag History

TYPE	TIME OF DAY
GREEN	17:39:37.371
FINISH	17:54:43.206

Flag Statistics

TYPE	COUNT	TOTAL LAPS	TOTAL TIME
Green	1	11	16:34.743
Red	0	0	0.000
Safety Car	0	0	0.000
FCY	0	0	0.000

Weather / Track : Bright / Dry

Results can be found at www.tsl-timing.com

Castle Combe
Circuit Length = 1.8500 miles
Start: 17:39 Flag 17:54 End: 17:56

Printed - 17:59 Saturday, 19 September 2020