



5CLUB RACING MX5 CUP

Donington Park GP

5th April 2021



Results Provided by Timing Solutions Ltd

www.tsl-timing.com

5Club Racing MX5 Cup

QUALIFYING - RACE 1 - CLASSIFICATION

POS	NO	NAME	ENTRY	TIME	ON	LAPS	GAP	DIFF	MPH
1	71	Ben SHORT	Mazda MX5	1:55.035	3	7			77.84
2	3	Michael EPPS	Mazda MX5	1:55.479	4	6	0.444	0.444	77.54
3	77	Steve FODEN	Mazda MX5	1:55.533	4	7	0.498	0.054	77.50
4	58	Michael COMBER	Mazda MX5	1:55.613	4	5	0.578	0.080	77.45
5	54	Marcus BAILEY	Mazda MX5	1:56.924	7	8	1.889	1.311	76.58
6	43	Declan MCDONNELL	Mazda MX5	1:57.051	8	8	2.016	0.127	76.50
7	1	Ben HANCY	Mazda MX5	1:57.289	5	7	2.254	0.238	76.34
8	93	Ben ABBITT	Mazda MX5	1:57.295	7	7	2.260	0.006	76.34
9	41	Tom SMITH	Mazda MX5	1:57.301	5	8	2.266	0.006	76.33
10	777	Courtney MILNES	Mazda MX5	1:57.646	8	8	2.611	0.345	76.11
11	9	Ian TOMLINSON	Mazda MX5	1:57.939	6	7	2.904	0.293	75.92
12	34	Iain CAMERON	Mazda MX5	1:58.343	6	7	3.308	0.404	75.66
13	92	Jordan JOHNSON	Mazda MX5	1:58.390	4	7	3.355	0.047	75.63
14	230	Thomas HOLLAND	Mazda MX5	1:58.703	3	7	3.668	0.313	75.43
15	61	Jake DORMER	Mazda MX5	1:58.833	6	7	3.798	0.130	75.35
16	55	George KING	Mazda MX5	1:58.879	5	7	3.844	0.046	75.32
17	72	Matthew SHORT	Mazda MX5	1:59.352	6	7	4.317	0.473	75.02
18	66	Hayden MCDONALD	Mazda MX5	2:00.032	6	7	4.997	0.680	74.60
19	47	Stephen CRAGGS	Mazda MX5	2:00.123	7	7	5.088	0.091	74.54
20	96	Sam MOODY	Mazda MX5	2:00.155	6	7	5.120	0.032	74.52
21	67	David ABBITT	Mazda MX5	2:00.464	5	7	5.429	0.309	74.33
22	11	Stephen ROBINSON	Mazda MX5	2:00.495	6	7	5.460	0.031	74.31
23	89	Paul MONTEITH	Mazda MX5	2:01.013	7	7	5.978	0.518	73.99
24	79	Rafal DRZASZCZ	Mazda MX5	2:01.451	4	7	6.416	0.438	73.72
25	99	Jimmy BROADBENT	Mazda MX5	2:01.550	7	7	6.515	0.099	73.66
26	94	Liam COCHRANE	Mazda MX5	2:01.893	4	5	6.858	0.343	73.46
27	111	Tim GRAY	Mazda MX5	2:02.237	4	7	7.202	0.344	73.25
28	22	Adrian JOHNSON	Mazda MX5	2:02.241	6	7	7.206	0.004	73.25
29	53	Stephen REED	Mazda MX5	2:02.898	6	7	7.863	0.657	72.86
30	13	James MCCANN	Mazda MX5	2:03.295	4	7	8.260	0.397	72.62
31	23	Stephen REECE	Mazda MX5	2:03.576	5	6	8.541	0.281	72.46
32	214	John GOLDSMITH	Mazda MX5	2:04.064	4	7	9.029	0.488	72.17
33	191	Philip Andrew BARRETT	Mazda MX5	2:04.431	7	7	9.396	0.367	71.96
34	56	Ian VAN REENEN	Mazda MX5	2:04.789	5	7	9.754	0.358	71.75
35	98	Alex LEWINGTON	Mazda MX5	2:06.837	4	7	11.802	2.048	70.59
36	78	Charlie BRISKER	Mazda MX5	2:08.104	5	7	13.069	1.267	69.89
37	70	Jeremy RIVERS-FLETCHER	Mazda MX5	2:08.206	4	7	13.171	0.102	69.84
38	10	Stephen HORNER	Mazda MX5	2:08.440	6	7	13.405	0.234	69.71
39	90	Andrew ROBINSON	Mazda MX5	2:09.451	4	7	14.416	1.011	69.17

*Cars 23 & 58 require working transponders - Regulation Q12.8.1 refers.

Weather / Track : Cloudy / Dry

These results are provisional until the conclusion of any judicial and technical matters.

Donington Park GP

Circuit Length = 2.4873 miles

Start: 09:36 Flag 09:51 End: 09:54

Clerk Of Course :

Stewards :

Timekeeper : Nick Palmer

5Club Racing MX5 Cup

QUALIFYING - RACE 1 - LAP ANALYSIS

DIFF = Difference To Personal Best Lap

P1 71 Ben SHORT				
LAP	LAP TIME	DIFF	MPH	TIME OF DAY
1 -	1:56.651 (3)	1.616	76.76	09:39:19.215
2 -	1:55.885 (2)	0.850	77.27	09:41:15.100
3 -	1:55.035 (1)		77.84	09:43:10.135
4 -	1:56.918	1.883	76.58	09:45:07.053
5 -	1:56.687 P	1.652	76.73	09:47:03.740
6 -	3:34.296	1:39.261	41.78	09:50:38.036
7 -	2:00.655 P	5.620	74.21	09:52:38.691

P2 3 Michael EPPS				
LAP	LAP TIME	DIFF	MPH	TIME OF DAY
1 -	1:57.172	1.693	76.42	09:43:34.681
2 -	1:56.274 (3)	0.795	77.01	09:45:30.955
3 -	1:55.605 (2)	0.126	77.45	09:47:26.560
4 -	1:55.479 (1)		77.54	09:49:22.039
5 -	1:56.538	1.059	76.83	09:51:18.577
6 -	2:02.381	6.902	73.16	09:53:20.958

P3 77 Steve FODEN				
LAP	LAP TIME	DIFF	MPH	TIME OF DAY
1 -	2:01.236	5.703	73.85	09:39:24.575
2 -	1:58.968 P	3.435	75.26	09:41:23.543
3 -	4:12.112	2:16.579	35.51	09:45:35.655
4 -	1:55.533 (1)		77.50	09:47:31.188
5 -	1:55.834 (2)	0.301	77.30	09:49:27.022
6 -	1:57.524 (3)	1.991	76.19	09:51:24.546
7 -	2:01.778	6.245	73.53	09:53:26.324

P4 58 Michael COMBER				
LAP	LAP TIME	DIFF	MPH	TIME OF DAY
1 -	1:56.374 (3)	0.761	76.94	09:41:10.393
2 -	1:56.138 (2)	0.525	77.10	09:43:06.531
3 -	2:02.549	6.936	73.06	09:45:09.080
4 -	1:55.613 (1)		77.45	09:47:04.693
5 -	2:08.486 P	12.873	69.69	09:49:13.179

P5 54 Marcus BAILEY				
LAP	LAP TIME	DIFF	MPH	TIME OF DAY
1 -	2:01.112	4.188	73.93	09:39:12.693
2 -	1:58.601	1.677	75.50	09:41:11.294
3 -	1:57.431 (3)	0.507	76.25	09:43:08.725
4 -	1:58.175	1.251	75.77	09:45:06.900
5 -	1:57.363 (2)	0.439	76.29	09:47:04.263
6 -	1:59.149	2.225	75.15	09:49:03.412
7 -	1:56.924 (1)		76.58	09:51:00.336
8 -	1:58.726	1.802	75.42	09:52:59.062

P6 43 Declan MCDONNELL				
LAP	LAP TIME	DIFF	MPH	TIME OF DAY
1 -	2:00.206	3.155	74.49	09:39:10.012
2 -	1:58.961	1.910	75.27	09:41:08.973
3 -	1:57.323 (2)	0.272	76.32	09:43:06.296
4 -	1:57.986 (3)	0.935	75.89	09:45:04.282
5 -	2:01.727	4.676	73.56	09:47:06.009
6 -	1:58.868	1.817	75.33	09:49:04.877
7 -	1:58.000	0.949	75.88	09:51:02.877
8 -	1:57.051 (1)		76.50	09:52:59.928

DIFF = Difference To Personal Best Lap

P7 1 Ben HANCY				
LAP	LAP TIME	DIFF	MPH	TIME OF DAY
1 -	2:00.333	3.044	74.41	09:39:09.391
2 -	1:58.876 (3)	1.587	75.32	09:41:08.267
3 -	1:57.473 (2)	0.184	76.22	09:43:05.740
4 -	2:01.949	4.660	73.42	09:45:07.689
5 -	1:57.289 (1)		76.34	09:47:04.978
6 -	2:02.100 P	4.811	73.33	09:49:07.078
7 -	2:29.741	32.452	59.79	09:51:36.819

P8 93 Ben ABBITT				
LAP	LAP TIME	DIFF	MPH	TIME OF DAY
1 -	2:04.492	7.197	71.92	09:40:03.965
2 -	1:57.850 (3)	0.555	75.98	09:42:01.815
3 -	1:59.319	2.024	75.04	09:44:01.134
4 -	1:57.506 (2)	0.211	76.20	09:45:58.640
5 -	1:59.965 P	2.670	74.64	09:47:58.605
6 -	3:17.210	1:19.915	45.40	09:51:15.815
7 -	1:57.295 (1)		76.34	09:53:13.110

P9 41 Tom SMITH				
LAP	LAP TIME	DIFF	MPH	TIME OF DAY
1 -	2:02.412	5.111	73.15	09:39:34.582
2 -	1:59.363	2.062	75.01	09:41:33.945
3 -	1:58.960	1.659	75.27	09:43:32.905
4 -	1:58.518 (2)	1.217	75.55	09:45:31.423
5 -	1:57.301 (1)		76.33	09:47:28.724
6 -	1:58.796	1.495	75.37	09:49:27.520
7 -	1:59.188	1.887	75.12	09:51:26.708
8 -	1:58.646 (3)	1.345	75.47	09:53:25.354

P10 777 Courtney MILNES				
LAP	LAP TIME	DIFF	MPH	TIME OF DAY
1 -	2:04.396	6.750	71.98	09:39:17.276
2 -	2:01.458	3.812	73.72	09:41:18.734
3 -	1:59.962	2.316	74.64	09:43:18.696
4 -	1:58.876	1.230	75.32	09:45:17.572
5 -	1:58.494 (3)	0.848	75.56	09:47:16.066
6 -	1:58.343 (2)	0.697	75.66	09:49:14.409
7 -	2:02.075	4.429	73.35	09:51:16.484
8 -	1:57.646 (1)		76.11	09:53:14.130

P11 9 Ian TOMLINSON				
LAP	LAP TIME	DIFF	MPH	TIME OF DAY
1 -	2:11.545	13.606	68.07	09:40:05.702
2 -	2:01.042	3.103	73.97	09:42:06.744
3 -	2:00.985	3.046	74.01	09:44:07.729
4 -	1:58.872 (3)	0.933	75.32	09:46:06.601
5 -	1:58.182 (2)	0.243	75.76	09:48:04.783
6 -	1:57.939 (1)		75.92	09:50:02.722
7 -	2:01.958	4.019	73.42	09:52:04.680

P12 34 Iain CAMERON				
LAP	LAP TIME	DIFF	MPH	TIME OF DAY
1 -	2:13.329	14.986	67.16	09:39:56.592
2 -	2:05.104	6.761	71.57	09:42:01.696
3 -	2:01.246	2.903	73.85	09:44:02.942
4 -	1:59.904 (3)	1.561	74.68	09:46:02.846
5 -	1:59.615 (2)	1.272	74.86	09:48:02.461

Donington Park GP

Circuit Length = 2.4873 miles

Start: 09:36 Flag 09:51 End: 09:54

Weather / Track : Cloudy / Dry

5Club Racing MX5 Cup

QUALIFYING - RACE 1 - LAP ANALYSIS

DIFF = Difference To Personal Best Lap

6 - **1:58.343 (1)** **75.66** **09:50:00.804**
 7 - 2:04.163 5.820 72.11 09:52:04.967

P13 92 Jordan JOHNSON

LAP	LAP TIME	DIFF	MPH	TIME OF DAY
1 -	2:06.480	8.090	70.79	09:39:34.886
2 -	2:00.756	2.366	74.15	09:41:35.642
3 -	1:59.397	1.007	74.99	09:43:35.039
4 -	1:58.390 (1)		75.63	09:45:33.429
5 -	1:58.973 (2)	0.583	75.26	09:47:32.402
6 -	1:59.381 (3)	0.991	75.00	09:49:31.783
7 -	2:01.899	3.509	73.45	09:51:33.682

P14 230 Thomas HOLLAND

LAP	LAP TIME	DIFF	MPH	TIME OF DAY
1 -	2:05.350	6.647	71.43	09:39:39.227
2 -	2:01.234	2.531	73.86	09:41:40.461
3 -	1:58.703 (1)		75.43	09:43:39.164
4 -	1:59.119 (3)	0.416	75.17	09:45:38.283
5 -	1:58.744 (2)	0.041	75.40	09:47:37.027
6 -	2:02.084	3.381	73.34	09:49:39.111
7 -	2:00.628	1.925	74.23	09:51:39.739

P15 61 Jake DORMER

LAP	LAP TIME	DIFF	MPH	TIME OF DAY
1 -	2:12.813	13.980	67.42	09:39:59.558
2 -	2:01.152	2.319	73.91	09:42:00.710
3 -	2:02.094	3.261	73.34	09:44:02.804
4 -	1:59.462 (2)	0.629	74.95	09:46:02.266
5 -	2:00.685 (3)	1.852	74.19	09:48:02.951
6 -	1:58.833 (1)		75.35	09:50:01.784
7 -	2:01.263	2.430	73.84	09:52:03.047

P16 55 George KING

LAP	LAP TIME	DIFF	MPH	TIME OF DAY
1 -	2:05.219	6.340	71.51	09:39:38.130
2 -	2:02.347	3.468	73.18	09:41:40.477
3 -	1:59.931	1.052	74.66	09:43:40.408
4 -	1:59.000 (3)	0.121	75.24	09:45:39.408
5 -	1:58.879 (1)		75.32	09:47:38.287
6 -	1:58.952 (2)	0.073	75.27	09:49:37.239
7 -	2:03.431	4.552	72.54	09:51:40.670

P17 72 Matthew SHORT

LAP	LAP TIME	DIFF	MPH	TIME OF DAY
1 -	2:03.722	4.370	72.37	09:40:15.166
2 -	1:59.682	0.330	74.81	09:42:14.848
3 -	1:59.570 (3)	0.218	74.88	09:44:14.418
4 -	2:00.826	1.474	74.11	09:46:15.244
5 -	1:59.531 (2)	0.179	74.91	09:48:14.775
6 -	1:59.352 (1)		75.02	09:50:14.127
7 -	2:00.473	1.121	74.32	09:52:14.600

P18 66 Hayden MCDONALD

LAP	LAP TIME	DIFF	MPH	TIME OF DAY
1 -	2:10.822	10.790	68.44	09:40:09.499
2 -	2:02.601	2.569	73.03	09:42:12.100
3 -	2:01.008 (3)	0.976	73.99	09:44:13.108
4 -	2:03.409	3.377	72.55	09:46:16.517

DIFF = Difference To Personal Best Lap

5 - 2:00.055 (2) 0.023 74.58 09:48:16.572
6 - 2:00.032 (1) **74.60** **09:50:16.604**
 7 - 2:04.316 4.284 72.02 09:52:20.920

P19 47 Stephen CRAGGS

LAP	LAP TIME	DIFF	MPH	TIME OF DAY
1 -	2:10.264	10.141	68.74	09:39:41.511
2 -	2:03.672	3.549	72.40	09:41:45.183
3 -	2:01.784	1.661	73.52	09:43:46.967
4 -	2:00.575 (2)	0.452	74.26	09:45:47.542
5 -	2:02.872	2.749	72.87	09:47:50.414
6 -	2:00.969 (3)	0.846	74.02	09:49:51.383
7 -	2:00.123 (1)		74.54	09:51:51.506

P20 96 Sam MOODY

LAP	LAP TIME	DIFF	MPH	TIME OF DAY
1 -	2:13.672	13.517	66.98	09:39:57.352
2 -	2:06.557	6.402	70.75	09:42:03.909
3 -	2:03.060	2.905	72.76	09:44:06.969
4 -	2:01.656 (3)	1.501	73.60	09:46:08.625
5 -	2:00.576 (2)	0.421	74.26	09:48:09.201
6 -	2:00.155 (1)		74.52	09:50:09.356
7 -	2:03.170	3.015	72.69	09:52:12.526

P21 67 David ABBITT

LAP	LAP TIME	DIFF	MPH	TIME OF DAY
1 -	2:09.414	8.950	69.19	09:40:08.565
2 -	2:02.186	1.722	73.28	09:42:10.751
3 -	2:01.589 (2)	1.125	73.64	09:44:12.340
4 -	2:09.239	8.775	69.28	09:46:21.579
5 -	2:00.464 (1)		74.33	09:48:22.043
6 -	2:02.102 (3)	1.638	73.33	09:50:24.145
7 -	2:03.198	2.734	72.68	09:52:27.343

P22 11 Stephen ROBINSON

LAP	LAP TIME	DIFF	MPH	TIME OF DAY
1 -	2:20.141	19.646	63.89	09:39:39.781
2 -	2:06.719	6.224	70.66	09:41:46.500
3 -	2:02.211 (2)	1.716	73.27	09:43:48.711
4 -	2:07.834	7.339	70.04	09:45:56.545
5 -	2:03.511 (3)	3.016	72.49	09:48:00.056
6 -	2:00.495 (1)		74.31	09:50:00.551
7 -	2:05.506	5.011	71.34	09:52:06.057

P23 89 Paul MONTEITH

LAP	LAP TIME	DIFF	MPH	TIME OF DAY
1 -	2:11.941	10.928	67.86	09:39:37.804
2 -	2:05.171	4.158	71.53	09:41:42.975
3 -	2:01.829 (3)	0.816	73.50	09:43:44.804
4 -	2:03.149	2.136	72.71	09:45:47.953
5 -	2:02.845	1.832	72.89	09:47:50.798
6 -	2:01.337 (2)	0.324	73.79	09:49:52.135
7 -	2:01.013 (1)		73.99	09:51:53.148

P24 79 Rafal DRZASZCZ

LAP	LAP TIME	DIFF	MPH	TIME OF DAY
1 -	2:26.360	24.909	61.18	09:40:18.578
2 -	2:05.664	4.213	71.25	09:42:24.242
3 -	2:02.335 (3)	0.884	73.19	09:44:26.577

Weather / Track : Cloudy / Dry

Donington Park GP
 Circuit Length = 2.4873 miles
 Start: 09:36 Flag 09:51 End: 09:54

5Club Racing MX5 Cup

QUALIFYING - RACE 1 - LAP ANALYSIS

DIFF = Difference To Personal Best Lap

4 -	2:01.451 (1)		73.72	09:46:28.028
5 -	2:02.088 (2)	0.637	73.34	09:48:30.116
6 -	2:04.641	3.190	71.84	09:50:34.757
7 -	2:04.910	3.459	71.68	09:52:39.667

P25 99 Jimmy BROADBENT				
LAP	LAP TIME	DIFF	MPH	TIME OF DAY
1 -	2:10.271	8.721	68.73	09:40:45.968
2 -	2:03.884	2.334	72.28	09:42:49.852
3 -	2:03.348	1.798	72.59	09:44:53.200
4 -	2:02.707 (3)	1.157	72.97	09:46:55.907
5 -	2:04.422	2.872	71.96	09:49:00.329
6 -	2:02.091 (2)	0.541	73.34	09:51:02.420
7 -	2:01.550 (1)		73.66	09:53:03.970

P26 94 Liam COCHRANE				
LAP	LAP TIME	DIFF	MPH	TIME OF DAY
1 -	2:10.715	8.822	68.50	09:40:16.872
2 -	2:03.489 (3)	1.596	72.51	09:42:20.361
3 -	2:03.783	1.890	72.33	09:44:24.144
4 -	2:01.893 (1)		73.46	09:46:26.037
5 -	2:02.325 (2)	0.432	73.20	09:48:28.362

P27 111 Tim GRAY				
LAP	LAP TIME	DIFF	MPH	TIME OF DAY
1 -	2:08.346	6.109	69.76	09:39:26.513
2 -	2:03.662 (3)	1.425	72.41	09:41:30.175
3 -	2:05.618	3.381	71.28	09:43:35.793
4 -	2:02.237 (1)		73.25	09:45:38.030
5 -	2:04.138	1.901	72.13	09:47:42.168
6 -	2:03.045 (2)	0.808	72.77	09:49:45.213
7 -	2:03.767	1.530	72.34	09:51:48.980

P28 22 Adrian JOHNSON				
LAP	LAP TIME	DIFF	MPH	TIME OF DAY
1 -	2:05.746	3.505	71.21	09:39:37.442
2 -	2:03.917	1.676	72.26	09:41:41.359
3 -	2:02.964 (3)	0.723	72.82	09:43:44.323
4 -	2:02.765 (2)	0.524	72.93	09:45:47.088
5 -	2:06.880	4.639	70.57	09:47:53.968
6 -	2:02.241 (1)		73.25	09:49:56.209
7 -	2:08.388	6.147	69.74	09:52:04.597

P29 53 Stephen REED				
LAP	LAP TIME	DIFF	MPH	TIME OF DAY
1 -	2:17.770	14.872	64.99	09:39:59.416
2 -	2:08.161	5.263	69.86	09:42:07.577
3 -	2:03.929 (2)	1.031	72.25	09:44:11.506
4 -	2:07.612	4.714	70.16	09:46:19.118
5 -	2:04.291 (3)	1.393	72.04	09:48:23.409
6 -	2:02.898 (1)		72.86	09:50:26.307
7 -	2:06.004	3.106	71.06	09:52:32.311

P30 13 James MCCANN				
LAP	LAP TIME	DIFF	MPH	TIME OF DAY
1 -	2:10.505	7.210	68.61	09:39:30.913
2 -	2:05.815	2.520	71.17	09:41:36.728
3 -	2:11.243	7.948	68.22	09:43:47.971
4 -	2:03.295 (1)		72.62	09:45:51.266

DIFF = Difference To Personal Best Lap

5 -	2:03.544 (2)	0.249	72.47	09:47:54.810
6 -	2:05.301 (3)	2.006	71.46	09:50:00.111
7 -	2:06.508	3.213	70.78	09:52:06.619

P31 23 Stephen REECE				
LAP	LAP TIME	DIFF	MPH	TIME OF DAY
1 -	2:22.573	18.997	62.80	09:42:46.163
2 -	2:08.182	4.606	69.85	09:44:54.345
3 -	2:04.120 (3)	0.544	72.14	09:46:58.465
4 -	2:04.432	0.856	71.96	09:49:02.897
5 -	2:03.576 (1)		72.46	09:51:06.473
6 -	2:03.911 (2)	0.335	72.26	09:53:10.384

P32 214 John GOLDSMITH				
LAP	LAP TIME	DIFF	MPH	TIME OF DAY
1 -	2:11.081	7.017	68.31	09:40:22.400
2 -	2:07.726	3.662	70.10	09:42:30.126
3 -	2:06.990	2.926	70.51	09:44:37.116
4 -	2:04.064 (1)		72.17	09:46:41.180
5 -	2:05.575 (2)	1.511	71.30	09:48:46.755
6 -	2:06.821 (3)	2.757	70.60	09:50:53.576
7 -	2:07.468	3.404	70.24	09:53:01.044

P33 191 Philip Andrew BARRETT				
LAP	LAP TIME	DIFF	MPH	TIME OF DAY
1 -	2:23.468	19.037	62.41	09:40:21.246
2 -	2:09.450	5.019	69.17	09:42:30.696
3 -	2:14.834	10.403	66.41	09:44:45.530
4 -	2:05.669 (3)	1.238	71.25	09:46:51.199
5 -	2:05.650 (2)	1.219	71.26	09:48:56.849
6 -	2:07.803	3.372	70.06	09:51:04.652
7 -	2:04.431 (1)		71.96	09:53:09.083

P34 56 Ian VAN REENEN				
LAP	LAP TIME	DIFF	MPH	TIME OF DAY
1 -	2:25.020	20.231	61.74	09:40:20.065
2 -	2:09.472	4.683	69.16	09:42:29.537
3 -	2:08.109	3.320	69.89	09:44:37.646
4 -	2:04.933 (2)	0.144	71.67	09:46:42.579
5 -	2:04.789 (1)		71.75	09:48:47.368
6 -	2:08.344	3.555	69.76	09:50:55.712
7 -	2:05.063 (3)	0.274	71.59	09:53:00.775

P35 98 Alex LEWINGTON				
LAP	LAP TIME	DIFF	MPH	TIME OF DAY
1 -	2:18.801	11.964	64.51	09:39:58.954
2 -	2:10.543	3.706	68.59	09:42:09.497
3 -	2:08.201	1.364	69.84	09:44:17.698
4 -	2:06.837 (1)		70.59	09:46:24.535
5 -	2:07.770 (3)	0.933	70.08	09:48:32.305
6 -	2:10.987	4.150	68.36	09:50:43.292
7 -	2:07.130 (2)	0.293	70.43	09:52:50.422

P36 78 Charlie BRISKER				
LAP	LAP TIME	DIFF	MPH	TIME OF DAY
1 -	2:13.883	5.779	66.88	09:40:26.740
2 -	2:11.896	3.792	67.89	09:42:38.636
3 -	2:14.102	5.998	66.77	09:44:52.738
4 -	2:11.248	3.144	68.22	09:47:03.986

Weather / Track : Cloudy / Dry

Donington Park GP

Circuit Length = 2.4873 miles

Start: 09:36 Flag 09:51 End: 09:54

5Club Racing MX5 Cup

QUALIFYING - RACE 1 - LAP ANALYSIS

DIFF = Difference To Personal Best Lap

5 -	2:08.104 (1)		69.89	09:49:12.090
6 -	2:10.907 (3)	2.803	68.40	09:51:22.997
7 -	2:08.297 (2)	0.193	69.79	09:53:31.294

P37 70 Jeremy RIVERS-FLETCHER				
LAP	LAP TIME	DIFF	MPH	TIME OF DAY
1 -	2:24.975	16.769	61.76	09:40:21.120
2 -	2:12.876	4.670	67.38	09:42:33.996
3 -	2:12.172 (3)	3.966	67.74	09:44:46.168
4 -	2:08.206 (1)		69.84	09:46:54.374
5 -	2:12.412	4.206	67.62	09:49:06.786
6 -	2:11.535 (2)	3.329	68.07	09:51:18.321
7 -	2:17.262	9.056	65.23	09:53:35.583

P38 10 Stephen HORNER				
LAP	LAP TIME	DIFF	MPH	TIME OF DAY
1 -	2:19.628	11.188	64.13	09:39:43.507
2 -	2:14.723	6.283	66.46	09:41:58.230
3 -	2:12.039	3.599	67.81	09:44:10.269
4 -	2:10.312 (3)	1.872	68.71	09:46:20.581
5 -	2:08.560 (2)	0.120	69.65	09:48:29.141
6 -	2:08.440 (1)		69.71	09:50:37.581
7 -	2:11.304	2.864	68.19	09:52:48.885

P39 90 Andrew ROBINSON				
LAP	LAP TIME	DIFF	MPH	TIME OF DAY
1 -	2:16.516	7.065	65.59	09:40:24.778
2 -	2:10.711 (2)	1.260	68.50	09:42:35.489
3 -	2:11.668 (3)	2.217	68.00	09:44:47.157
4 -	2:09.451 (1)		69.17	09:46:56.608
5 -	2:12.596	3.145	67.53	09:49:09.204
6 -	2:16.513	7.062	65.59	09:51:25.717
7 -	2:12.843	3.392	67.40	09:53:38.560

5Club Racing MX5 Cup

QUALIFYING - RACE 1 - STATISTICS

Competitors Started 39
Planned Start 2021-04-05 @ 09:35:00.000
Actual Start 2021-04-05 @ 09:36:33.051
Finish Time 2021-04-05 @ 09:51:31.055
Track Length 2.4873mi.
Total Laps 271
Total Distance Covered 674.0715mi.

Session Fastest Lap History

NO	NAME	LAP TIME	TIME OF DAY	LAP	VEHICLE
1	Ben HANCY	2:00.333	09:39:09.395	1	Mazda MX5
43	Declan MCDONNELL	2:00.206	09:39:10.017	1	Mazda MX5
71	Ben SHORT	1:56.651	09:39:19.217	1	Mazda MX5
58	Michael COMBER	1:56.374	09:41:10.393	1	Mazda MX5
71	Ben SHORT	1:55.885	09:41:15.102	2	Mazda MX5
71	Ben SHORT	1:55.035	09:43:10.139	3	Mazda MX5

Flag History

TYPE	TIME OF DAY
GREEN	09:36:33.051
FINISH	09:51:31.055

Flag Statistics

TYPE	COUNT	TOTAL LAPS	TOTAL TIME
Green	1	8	17:35.543
Red	0	0	0.000
Safety Car	0	0	0.000
FCY	0	0	0.000

Weather / Track : Cloudy / Dry


Results can be found at www.tsl-timing.com

Donington Park GP
Circuit Length = 2.4873 miles
Start: 09:36 Flag 09:51 End: 09:54

Printed - 09:55 Monday, 05 April 2021

5Club Racing MX5 Cup

RACE 1 - GRID (15 minutes) - AMENDED

ROW 20	39	90 2:09.451 Andrew ROBINSON	40	21 Matthew PENNEFATHER-NEAL
ROW 19	37	70 2:08.206 Jeremy RIVERS-FLETCHER	38	10 2:08.440 Stephen HORNER
ROW 18	35	98 2:06.837 Alex LEWINGTON	36	78 2:08.104 Charlie BRISKER
ROW 17	33	191 2:04.431 Philip Andrew BARRETT	34	56 2:04.789 Ian VAN REENEN
ROW 16	31	23 2:03.576 Stephen REECE	32	214 2:04.064 John GOLDSMITH
ROW 15	29	53 2:02.898 Stephen REED	30	13 2:03.295 James MCCANN
ROW 14	27	111 2:02.237 Tim GRAY	28	22 2:02.241 Adrian JOHNSON
ROW 13	25	99 2:01.550 Jimmy BROADBENT	26	94 2:01.893 Liam COCHRANE
ROW 12	23	89 2:01.013 Paul MONTEITH	24	79 2:01.451 Rafal DRZASZCZ
ROW 11	21	67 2:00.464 David ABBITT	22	11 2:00.495 Stephen ROBINSON
ROW 10	19	47 2:00.123 Stephen CRAGGS	20	96 2:00.155 Sam MOODY
ROW 9	17	72 1:59.352 Matthew SHORT	18	66 2:00.032 Hayden MCDONALD
ROW 8	15	61 1:58.833 Jake DORMER	16	55 1:58.879 George KING
ROW 7	13	92 1:58.390 Jordan JOHNSON	14	230 1:58.703 Thomas HOLLAND
ROW 6	11	9 1:57.939 Ian TOMLINSON	12	34 1:58.343 Iain CAMERON
ROW 5	9	41 1:57.301 Tom SMITH	10	777 1:57.646 Courtney MILNES
ROW 4	7	1 1:57.289 Ben HANCY	8	93 1:57.295 Ben ABBITT
ROW 3	5	54 1:56.924 Marcus BAILEY	6	43 1:57.051 Declan MCDONNELL
ROW 2	3	77 1:55.533 Steve FODEN	4	58 1:55.613 Michael COMBER
ROW 1	1	71 1:55.035 Ben SHORT	2	3 1:55.479 Michael EPPS
Pole				
				

Car 21 allowed to start from the back of the grid.


These results are provisional until the conclusion of any judicial and technical matters.

Donington Park GP
Circuit Length = 2.4873 miles

Clerk Of Course :	Stewards :	Timekeeper : Nick Palmer

5Club Racing MX5 Cup

RACE 1 - GRID (15 minutes)

ROW 20	39	90	2:09.451 Andrew ROBINSON				
ROW 19	37	70	2:08.206 Jeremy RIVERS-FLETCHER	38	10	2:08.440 Stephen HORNER	
ROW 18		35	98	2:06.837 Alex LEWINGTON	36	78	2:08.104 Charlie BRISKER
ROW 17	33	191	2:04.431 Philip Andrew BARRETT	34	56	2:04.789 Ian VAN REENEN	
ROW 16		31	23	2:03.576 Stephen REECE	32	214	2:04.064 John GOLDSMITH
ROW 15	29	53	2:02.898 Stephen REED	30	13	2:03.295 James MCCANN	
ROW 14		27	111	2:02.237 Tim GRAY	28	22	2:02.241 Adrian JOHNSON
ROW 13	25	99	2:01.550 Jimmy BROADBENT	26	94	2:01.893 Liam COCHRANE	
ROW 12		23	89	2:01.013 Paul MONTEITH	24	79	2:01.451 Rafal DRZASZCZ
ROW 11	21	67	2:00.464 David ABBITT	22	11	2:00.495 Stephen ROBINSON	
ROW 10		19	47	2:00.123 Stephen CRAGGS	20	96	2:00.155 Sam MOODY
ROW 9	17	72	1:59.352 Matthew SHORT	18	66	2:00.032 Hayden MCDONALD	
ROW 8		15	61	1:58.833 Jake DORMER	16	55	1:58.879 George KING
ROW 7	13	92	1:58.390 Jordan JOHNSON	14	230	1:58.703 Thomas HOLLAND	
ROW 6		11	9	1:57.939 Ian TOMLINSON	12	34	1:58.343 Iain CAMERON
ROW 5	9	41	1:57.301 Tom SMITH	10	777	1:57.646 Courtney MILNES	
ROW 4		7	1	1:57.289 Ben HANCY	8	93	1:57.295 Ben ABBITT
ROW 3	5	54	1:56.924 Marcus BAILEY	6	43	1:57.051 Declan MCDONNELL	
ROW 2		3	77	1:55.533 Steve FODEN	4	58	1:55.613 Michael COMBER
ROW 1	1	71	1:55.035 Ben SHORT	2	3	1:55.479 Michael EPPS	
Pole							
							

These results are provisional until the conclusion of any judicial and technical matters.

Donington Park GP
Circuit Length = 2.4873 miles

Clerk Of Course :	Stewards :	Timekeeper : Nick Palmer
-------------------	------------	--------------------------

5Club Racing MX5 Cup

RACE 1 - CLASSIFICATION

POS	NO	NAME	ENTRY	LAPS	TIME	GAP	DIFF	MPH	BEST	ON
1	71	Ben SHORT	Mazda MX5	8	15:29.445			76.92	1:54.501	2
2	3	Michael EPPS	Mazda MX5	8	15:30.586	1.141	1.141	76.83	1:54.628	2
3	1	Ben HANCY	Mazda MX5	8	15:47.449	18.004	16.863	75.46	1:57.108	3
4	41*	Tom SMITH	Mazda MX5	8	15:53.091	23.646	5.642	75.01	1:57.147	3
5	54	Marcus BAILEY	Mazda MX5	8	15:53.531	24.086	0.440	74.98	1:57.608	8
6	58*	Michael COMBER	Mazda MX5	8	15:53.727	24.282	0.196	74.96	1:55.902	7
7	9	Ian TOMLINSON	Mazda MX5	8	15:54.217	24.772	0.490	74.92	1:57.344	7
8	34	Iain CAMERON	Mazda MX5	8	15:58.312	28.867	4.095	74.60	1:57.428	5
9	777	Courtney MILNES	Mazda MX5	8	15:59.809	30.364	1.497	74.49	1:57.482	6
10	92	Jordan JOHNSON	Mazda MX5	8	16:00.038	30.593	0.229	74.47	1:57.834	7
11	72	Matthew SHORT	Mazda MX5	8	16:01.106	31.661	1.068	74.39	1:57.808	6
12	93	Ben ABBITT	Mazda MX5	8	16:01.561	32.116	0.455	74.35	1:56.799	8
13	61	Jake DORMER	Mazda MX5	8	16:16.963	47.518	15.402	73.18	1:58.691	7
14	89	Paul MONTEITH	Mazda MX5	8	16:17.893	48.448	0.930	73.11	1:59.698	7
15	230	Thomas HOLLAND	Mazda MX5	8	16:20.780	51.335	2.887	72.90	1:58.804	8
16	79	Rafal DRZASZCZ	Mazda MX5	8	16:21.198	51.753	0.418	72.86	1:59.630	5
17	55	George KING	Mazda MX5	8	16:30.089	1:00.644	8.891	72.21	1:58.907	3
18	11	Stephen ROBINSON	Mazda MX5	8	16:31.161	1:01.716	1.072	72.13	2:01.518	5
19	22	Adrian JOHNSON	Mazda MX5	8	16:32.860	1:03.415	1.699	72.01	2:00.866	8
20	99	Jimmy BROADBENT	Mazda MX5	8	16:33.206	1:03.761	0.346	71.98	1:59.273	8
21	66	Hayden MCDONALD	Mazda MX5	8	16:33.775	1:04.330	0.569	71.94	1:59.518	5
22	21	Matthew PENNEFATHER-NEAL	Mazda MX5	8	16:36.890	1:07.445	3.115	71.72	2:00.308	4
23	111	Tim GRAY	Mazda MX5	8	16:39.282	1:09.837	2.392	71.55	2:02.313	6
24	67	David ABBITT	Mazda MX5	8	16:40.116	1:10.671	0.834	71.49	2:00.129	8
25	13	James MCCANN	Mazda MX5	8	16:42.019	1:12.574	1.903	71.35	2:01.138	4
26	56	Ian VAN REENEN	Mazda MX5	8	16:42.663	1:13.218	0.644	71.30	2:02.598	6
27	191	Philip Andrew BARRETT	Mazda MX5	8	16:43.080	1:13.635	0.417	71.27	2:01.925	3
28	53	Stephen REED	Mazda MX5	8	16:49.581	1:20.136	6.501	70.82	2:02.899	3
29	94	Liam COCHRANE	Mazda MX5	8	16:54.112	1:24.667	4.531	70.50	2:01.361	8
30	23	Stephen REECE	Mazda MX5	8	16:54.603	1:25.158	0.491	70.47	2:01.323	8
31	98	Alex LEWINGTON	Mazda MX5	8	17:02.763	1:33.318	8.160	69.90	2:04.242	5
32	214	John GOLDSMITH	Mazda MX5	8	17:07.426	1:37.981	4.663	69.59	2:04.079	5
33	70	Jeremy RIVERS-FLETCHER	Mazda MX5	8	17:08.328	1:38.883	0.902	69.52	2:04.730	5
34	90	Andrew ROBINSON	Mazda MX5	8	17:26.377	1:56.932	18.049	68.33	2:04.425	5
35	10	Stephen HORNER	Mazda MX5	8	17:27.885	1:58.440	1.508	68.23	2:06.719	6
NOT CLASSIFIED										
DNF	78	Charlie BRISKER	Mazda MX5	7	15:01.209	1 Lap	1 Lap	69.40	2:04.368	4
DNF	77	Steve FODEN	Mazda MX5	4	7:52.312	4 Laps	3 Laps	75.54	1:55.970	2
NC	43	Declan MCDONNELL	Mazda MX5	4	15:48.500	4 Laps	7:56.188	37.61	1:56.789	2
DNF	47	Stephen CRAGGS	Mazda MX5	2	4:07.538	6 Laps	2 Laps	71.79	1:58.548	2
DNF	96	Sam MOODY	Mazda MX5	0						

FASTEST LAP

71	Ben SHORT	Mazda MX5	2	1:54.501	78.20 mph	125.85 kph
----	-----------	-----------	---	----------	-----------	------------

*Car 41 - 5 second penalty for exceeding track limits.

*Car 58 requires a working transponder - Regulation Q12.8.1 refers.

Weather / Track : Bright / Dry

These results are provisional until the conclusion of any judicial and technical matters.

Donington Park GP: 2.4873 miles

Race Distance: 8 Laps / 19.89 miles

Start: 11:51 Flag 12:06 End: 12:09

Clerk Of Course :	Stewards :	Timekeeper : Nick Palmer
-------------------	------------	--------------------------

5Club Racing MX5 Cup

RACE 1 - LAP ANALYSIS

DIFF = Difference To Personal Best Lap

P1 71 Ben SHORT				
LAP	LAP TIME	DIFF	MPH	TIME OF DAY
1 -	2:00.624	6.123	74.23	11:53:19.227
2 -	1:54.501 (1)		78.20	11:55:13.728
3 -	1:55.205 (2)	0.704	77.72	11:57:08.933
4 -	1:55.856	1.355	77.28	11:59:04.789
5 -	1:55.626 (3)	1.125	77.44	12:01:00.415
6 -	1:55.895	1.394	77.26	12:02:56.310
7 -	1:56.083	1.582	77.13	12:04:52.393
8 -	1:55.655	1.154	77.42	12:06:48.048

P2 3 Michael EPPS				
LAP	LAP TIME	DIFF	MPH	TIME OF DAY
1 -	2:00.152	5.524	74.52	11:53:18.755
2 -	1:54.628 (1)		78.11	11:55:13.383
3 -	1:55.964	1.336	77.21	11:57:09.347
4 -	1:55.429 (2)	0.801	77.57	11:59:04.776
5 -	1:55.992	1.364	77.19	12:01:00.768
6 -	1:55.717 (3)	1.089	77.38	12:02:56.485
7 -	1:56.085	1.457	77.13	12:04:52.570
8 -	1:56.619	1.991	76.78	12:06:49.189

P3 1 Ben HANCY				
LAP	LAP TIME	DIFF	MPH	TIME OF DAY
1 -	2:05.333	8.225	71.44	11:53:23.936
2 -	1:57.480	0.372	76.22	11:55:21.416
3 -	1:57.108 (1)		76.46	11:57:18.524
4 -	1:57.485	0.377	76.21	11:59:16.009
5 -	1:57.651	0.543	76.11	12:01:13.660
6 -	1:57.119 (2)	0.011	76.45	12:03:10.779
7 -	1:57.193 (3)	0.085	76.40	12:05:07.972
8 -	1:58.080	0.972	75.83	12:07:06.052

P4 41 Tom SMITH				
LAP	LAP TIME	DIFF	MPH	TIME OF DAY
1 -	2:05.041	7.894	71.61	11:53:23.644
2 -	1:57.552	0.405	76.17	11:55:21.196
3 -	1:57.147 (1)		76.43	11:57:18.343
4 -	1:57.493 (3)	0.346	76.21	11:59:15.836
5 -	1:57.515	0.368	76.19	12:01:13.351
6 -	1:57.235 (2)	0.088	76.38	12:03:10.586
7 -	1:57.700	0.553	76.07	12:05:08.286
8 -	1:58.408	1.261	75.62	12:07:06.694

P5 54 Marcus BAILEY				
LAP	LAP TIME	DIFF	MPH	TIME OF DAY
1 -	2:06.044	8.436	71.04	11:53:24.647
2 -	1:58.838	1.230	75.35	11:55:23.485
3 -	1:58.240	0.632	75.73	11:57:21.725
4 -	1:58.423	0.815	75.61	11:59:20.148
5 -	1:58.221 (3)	0.613	75.74	12:01:18.369
6 -	1:58.490	0.882	75.57	12:03:16.859
7 -	1:57.667 (2)	0.059	76.09	12:05:14.526
8 -	1:57.608 (1)		76.13	12:07:12.134

P6 58 Michael COMBER				
LAP	LAP TIME	DIFF	MPH	TIME OF DAY
1 -	2:17.453	21.551	65.14	11:53:36.056
2 -	1:58.161	2.259	75.78	11:55:34.217

DIFF = Difference To Personal Best Lap

3 -	1:56.623	0.721	76.78	11:57:30.840
4 -	1:55.964 (2)	0.062	77.21	11:59:26.804
5 -	1:57.019	1.117	76.52	12:01:23.823
6 -	1:56.402	0.500	76.92	12:03:20.225
7 -	1:55.902 (1)		77.25	12:05:16.127
8 -	1:56.203 (3)	0.301	77.05	12:07:12.330

P7 9 Ian TOMLINSON				
LAP	LAP TIME	DIFF	MPH	TIME OF DAY
1 -	2:06.826	9.482	70.60	11:53:25.429
2 -	1:59.421	2.077	74.98	11:55:24.850
3 -	1:57.590 (2)	0.246	76.14	11:57:22.440
4 -	1:58.036	0.692	75.86	11:59:20.476
5 -	1:58.187	0.843	75.76	12:01:18.663
6 -	1:59.084	1.740	75.19	12:03:17.747
7 -	1:57.344 (1)		76.30	12:05:15.091
8 -	1:57.729 (3)	0.385	76.05	12:07:12.820

P8 34 Iain CAMERON				
LAP	LAP TIME	DIFF	MPH	TIME OF DAY
1 -	2:06.340	8.912	70.87	11:53:24.943
2 -	1:59.913	2.485	74.67	11:55:24.856
3 -	1:57.745 (2)	0.317	76.04	11:57:22.601
4 -	1:59.303	1.875	75.05	11:59:21.904
5 -	1:57.428 (1)		76.25	12:01:19.332
6 -	1:58.420 (3)	0.992	75.61	12:03:17.752
7 -	2:00.046	2.618	74.59	12:05:17.798
8 -	1:59.117	1.689	75.17	12:07:16.915

P9 777 Courtney MILNES				
LAP	LAP TIME	DIFF	MPH	TIME OF DAY
1 -	2:05.932	8.450	71.10	11:53:24.535
2 -	1:58.824	1.342	75.35	11:55:23.359
3 -	1:58.015	0.533	75.87	11:57:21.374
4 -	1:58.648	1.166	75.47	11:59:20.022
5 -	2:05.003	7.521	71.63	12:01:25.025
6 -	1:57.482 (1)		76.21	12:03:22.507
7 -	1:57.906 (2)	0.424	75.94	12:05:20.413
8 -	1:57.999 (3)	0.517	75.88	12:07:18.412

P10 92 Jordan JOHNSON				
LAP	LAP TIME	DIFF	MPH	TIME OF DAY
1 -	2:07.478	9.644	70.24	11:53:26.081
2 -	1:59.145	1.311	75.15	11:55:25.226
3 -	1:59.697	1.863	74.80	11:57:24.923
4 -	1:58.834 (3)	1.000	75.35	11:59:23.757
5 -	1:59.495	1.661	74.93	12:01:23.252
6 -	1:59.599	1.765	74.87	12:03:22.851
7 -	1:57.834 (1)		75.99	12:05:20.685
8 -	1:57.956 (2)	0.122	75.91	12:07:18.641

P11 72 Matthew SHORT				
LAP	LAP TIME	DIFF	MPH	TIME OF DAY
1 -	2:09.316	11.508	69.24	11:53:27.919
2 -	1:59.833	2.025	74.72	11:55:27.752
3 -	1:59.607	1.799	74.86	11:57:27.359
4 -	1:59.926	2.118	74.66	11:59:27.285
5 -	1:58.307 (3)	0.499	75.68	12:01:25.592
6 -	1:57.808 (1)		76.00	12:03:23.400
7 -	1:57.985 (2)	0.177	75.89	12:05:21.385

Weather / Track : Bright / Dry

Donington Park GP

Circuit Length = 2.4873 miles

Start: 11:51 Flag 12:06 End: 12:09

5Club Racing MX5 Cup

RACE 1 - LAP ANALYSIS

DIFF = Difference To Personal Best Lap

8 - 1:58.324 0.516 75.67 12:07:19.709

P12 93 Ben ABBITT				
LAP	LAP TIME	DIFF	MPH	TIME OF DAY

1 -	2:17.456	20.657	65.14	11:53:36.059
2 -	1:59.490	2.691	74.93	11:55:35.549
3 -	1:58.296	1.497	75.69	11:57:33.845
4 -	1:57.647	0.848	76.11	11:59:31.492
5 -	1:57.251 (2)	0.452	76.36	12:01:28.743
6 -	1:57.321	0.522	76.32	12:03:26.064
7 -	1:57.301 (3)	0.502	76.33	12:05:23.365
8 -	1:56.799 (1)		76.66	12:07:20.164

P13 61 Jake DORMER				
LAP	LAP TIME	DIFF	MPH	TIME OF DAY

1 -	2:06.960	8.269	70.52	11:53:25.563
2 -	1:59.599	0.908	74.87	11:55:25.162
3 -	2:12.469	13.778	67.59	11:57:37.631
4 -	2:00.256	1.565	74.46	11:59:37.887
5 -	1:58.865 (3)	0.174	75.33	12:01:36.752
6 -	1:58.811 (2)	0.120	75.36	12:03:35.563
7 -	1:58.691 (1)		75.44	12:05:34.254
8 -	2:01.312	2.621	73.81	12:07:35.566

P14 89 Paul MONTEITH				
LAP	LAP TIME	DIFF	MPH	TIME OF DAY

1 -	2:12.387	12.689	67.63	11:53:30.990
2 -	2:02.083	2.385	73.34	11:55:33.073
3 -	2:01.526	1.828	73.68	11:57:34.599
4 -	2:00.194 (3)	0.496	74.50	11:59:34.793
5 -	1:59.743 (2)	0.045	74.78	12:01:34.536
6 -	2:00.341	0.643	74.40	12:03:34.877
7 -	1:59.698 (1)		74.80	12:05:34.575
8 -	2:01.921	2.223	73.44	12:07:36.496

P15 230 Thomas HOLLAND				
LAP	LAP TIME	DIFF	MPH	TIME OF DAY

1 -	2:21.805	23.001	63.14	11:53:40.408
2 -	2:02.160	3.356	73.30	11:55:42.568
3 -	2:00.036	1.232	74.59	11:57:42.604
4 -	1:59.824	1.020	74.73	11:59:42.428
5 -	1:58.949 (2)	0.145	75.27	12:01:41.377
6 -	1:59.852	1.048	74.71	12:03:41.229
7 -	1:59.350 (3)	0.546	75.02	12:05:40.579
8 -	1:58.804 (1)		75.37	12:07:39.383

P16 79 Rafal DRZASZCZ				
LAP	LAP TIME	DIFF	MPH	TIME OF DAY

1 -	2:14.197	14.567	66.72	11:53:32.800
2 -	2:04.178	4.548	72.10	11:55:36.978
3 -	2:00.977	1.347	74.01	11:57:37.955
4 -	2:01.054	1.424	73.97	11:59:39.009
5 -	1:59.630 (1)		74.85	12:01:38.639
6 -	2:00.354 (3)	0.724	74.40	12:03:38.993
7 -	2:00.482	0.852	74.32	12:05:39.475
8 -	2:00.326 (2)	0.696	74.41	12:07:39.801

DIFF = Difference To Personal Best Lap

P17 55 George KING				
LAP	LAP TIME	DIFF	MPH	TIME OF DAY

1 -	2:23.783	24.876	62.27	11:53:42.386
2 -	2:05.071	6.164	71.59	11:55:47.457
3 -	1:58.907 (1)		75.30	11:57:46.364
4 -	2:01.299	2.392	73.82	11:59:47.663
5 -	1:59.345	0.438	75.03	12:01:47.008
6 -	2:03.493	4.586	72.50	12:03:50.501
7 -	1:59.284 (3)	0.377	75.06	12:05:49.785
8 -	1:58.907 (1)		75.30	12:07:48.692

P18 11 Stephen ROBINSON				
LAP	LAP TIME	DIFF	MPH	TIME OF DAY

1 -	2:11.319	9.801	68.18	11:53:29.922
2 -	2:04.464	2.946	71.94	11:55:34.386
3 -	2:02.042 (3)	0.524	73.37	11:57:36.428
4 -	2:02.928	1.410	72.84	11:59:39.356
5 -	2:01.518 (1)		73.68	12:01:40.874
6 -	2:04.413	2.895	71.97	12:03:45.287
7 -	2:01.838 (2)	0.320	73.49	12:05:47.125
8 -	2:02.639	1.121	73.01	12:07:49.764

P19 22 Adrian JOHNSON				
LAP	LAP TIME	DIFF	MPH	TIME OF DAY

1 -	2:13.625	12.759	67.01	11:53:32.228
2 -	2:05.869	5.003	71.14	11:55:38.097
3 -	2:02.317 (3)	1.451	73.20	11:57:40.414
4 -	2:02.718	1.852	72.96	11:59:43.132
5 -	2:03.223	2.357	72.66	12:01:46.355
6 -	2:02.652	1.786	73.00	12:03:49.007
7 -	2:01.590 (2)	0.724	73.64	12:05:50.597
8 -	2:00.866 (1)		74.08	12:07:51.463

P20 99 Jimmy BROADBENT				
LAP	LAP TIME	DIFF	MPH	TIME OF DAY

1 -	2:16.365	17.092	65.66	11:53:34.968
2 -	2:03.464	4.191	72.52	11:55:38.432
3 -	2:01.203 (3)	1.930	73.87	11:57:39.635
4 -	2:00.014 (2)	0.741	74.61	11:59:39.649
5 -	2:07.243	7.970	70.37	12:01:46.892
6 -	2:03.855	4.582	72.29	12:03:50.747
7 -	2:01.789	2.516	73.52	12:05:52.536
8 -	1:59.273 (1)		75.07	12:07:51.809

P21 66 Hayden MCDONALD				
LAP	LAP TIME	DIFF	MPH	TIME OF DAY

1 -	2:23.952	24.434	62.20	11:53:42.555
2 -	2:07.127	7.609	70.43	11:55:49.682
3 -	2:00.768	1.250	74.14	11:57:50.450
4 -	2:01.911	2.393	73.45	11:59:52.361
5 -	1:59.518 (1)		74.92	12:01:51.879
6 -	2:00.144 (3)	0.626	74.53	12:03:52.023
7 -	2:00.789	1.271	74.13	12:05:52.812
8 -	1:59.566 (2)	0.048	74.89	12:07:52.378

P22 21 Matthew PENNEFATHER-NEAL				
LAP	LAP TIME	DIFF	MPH	TIME OF DAY

1 -	2:18.146	17.838	64.81	11:53:36.749
2 -	2:03.901	3.593	72.27	11:55:40.650

Donington Park GP

Circuit Length = 2.4873 miles

Start: 11:51 Flag 12:06 End: 12:09

Weather / Track : Bright / Dry

5Club Racing MX5 Cup

RACE 1 - LAP ANALYSIS

DIFF = Difference To Personal Best Lap

3 -	2:03.136	2.828	72.72	11:57:43.786
4 -	2:00.308 (1)		74.42	11:59:44.094
5 -	2:02.709	2.401	72.97	12:01:46.803
6 -	2:03.942	3.634	72.24	12:03:50.745
7 -	2:02.364 (2)	2.056	73.17	12:05:53.109
8 -	2:02.384 (3)	2.076	73.16	12:07:55.493

P23 111 Tim GRAY

LAP	LAP TIME	DIFF	MPH	TIME OF DAY
1 -	2:19.161	16.848	64.34	11:53:37.764
2 -	2:02.970	0.657	72.81	11:55:40.734
3 -	2:03.846	1.533	72.30	11:57:44.580
4 -	2:02.581	0.268	73.04	11:59:47.161
5 -	2:02.553 (3)	0.240	73.06	12:01:49.714
6 -	2:02.313 (1)		73.20	12:03:52.027
7 -	2:02.365 (2)	0.052	73.17	12:05:54.392
8 -	2:03.493	1.180	72.50	12:07:57.885

P24 67 David ABBITT

LAP	LAP TIME	DIFF	MPH	TIME OF DAY
1 -	2:26.724	26.595	61.02	11:53:45.327
2 -	2:06.204	6.075	70.95	11:55:51.531
3 -	2:01.880	1.751	73.46	11:57:53.411
4 -	2:01.678	1.549	73.59	11:59:55.089
5 -	2:01.160 (3)	1.031	73.90	12:01:56.249
6 -	2:00.615 (2)	0.486	74.23	12:03:56.864
7 -	2:01.726	1.597	73.56	12:05:58.590
8 -	2:00.129 (1)		74.54	12:07:58.719

P25 13 James MCCANN

LAP	LAP TIME	DIFF	MPH	TIME OF DAY
1 -	2:13.049	11.911	67.30	11:53:31.652
2 -	2:04.791	3.653	71.75	11:55:36.443
3 -	2:01.839 (2)	0.701	73.49	11:57:38.282
4 -	2:01.138 (1)		73.91	11:59:39.420
5 -	2:01.908 (3)	0.770	73.45	12:01:41.328
6 -	2:08.137	6.999	69.88	12:03:49.465
7 -	2:03.871	2.733	72.28	12:05:53.336
8 -	2:07.286	6.148	70.34	12:08:00.622

P26 56 Ian VAN REENEN

LAP	LAP TIME	DIFF	MPH	TIME OF DAY
1 -	2:18.949	16.351	64.44	11:53:37.552
2 -	2:04.587	1.989	71.87	11:55:42.139
3 -	2:03.338	0.740	72.60	11:57:45.477
4 -	2:03.244	0.646	72.65	11:59:48.721
5 -	2:03.031 (3)	0.433	72.78	12:01:51.752
6 -	2:02.598 (1)		73.03	12:03:54.350
7 -	2:03.980	1.382	72.22	12:05:58.330
8 -	2:02.936 (2)	0.338	72.83	12:08:01.266

P27 191 Philip Andrew BARRETT

LAP	LAP TIME	DIFF	MPH	TIME OF DAY
1 -	2:21.448	19.523	63.30	11:53:40.051
2 -	2:04.142	2.217	72.13	11:55:44.193
3 -	2:01.925 (1)		73.44	11:57:46.118
4 -	2:04.086	2.161	72.16	11:59:50.204
5 -	2:03.060	1.135	72.76	12:01:53.264
6 -	2:02.558 (3)	0.633	73.06	12:03:55.822
7 -	2:03.398	1.473	72.56	12:05:59.220

DIFF = Difference To Personal Best Lap

8 -	2:02.463 (2)	0.538	73.11	12:08:01.683
-----	--------------	-------	-------	--------------

P28 53 Stephen REED

LAP	LAP TIME	DIFF	MPH	TIME OF DAY
1 -	2:21.574	18.675	63.24	11:53:40.177
2 -	2:05.790	2.891	71.18	11:55:45.967
3 -	2:02.899 (1)		72.86	11:57:48.866
4 -	2:04.473	1.574	71.93	11:59:53.339
5 -	2:03.673 (3)	0.774	72.40	12:01:57.012
6 -	2:03.738	0.839	72.36	12:04:00.750
7 -	2:03.626 (2)	0.727	72.43	12:06:04.376
8 -	2:03.808	0.909	72.32	12:08:08.184

P29 94 Liam COCHRANE

LAP	LAP TIME	DIFF	MPH	TIME OF DAY
1 -	2:27.314	25.953	60.78	11:53:45.917
2 -	2:08.618	7.257	69.62	11:55:54.535
3 -	2:03.896	2.535	72.27	11:57:58.431
4 -	2:03.125 (2)	1.764	72.72	12:00:01.556
5 -	2:03.227	1.866	72.66	12:02:04.783
6 -	2:03.423	2.062	72.55	12:04:08.206
7 -	2:03.148 (3)	1.787	72.71	12:06:11.354
8 -	2:01.361 (1)		73.78	12:08:12.715

P30 23 Stephen REECE

LAP	LAP TIME	DIFF	MPH	TIME OF DAY
1 -	2:23.595	22.272	62.35	11:53:42.198
2 -	2:10.795	9.472	68.46	11:55:52.993
3 -	2:04.655	3.332	71.83	11:57:57.648
4 -	2:03.413 (3)	2.090	72.55	12:00:01.061
5 -	2:04.118	2.795	72.14	12:02:05.179
6 -	2:03.558	2.235	72.47	12:04:08.737
7 -	2:03.146 (2)	1.823	72.71	12:06:11.883
8 -	2:01.323 (1)		73.80	12:08:13.206

P31 98 Alex LEWINGTON

LAP	LAP TIME	DIFF	MPH	TIME OF DAY
1 -	2:22.679	18.437	62.75	11:53:41.282
2 -	2:07.523	3.281	70.21	11:55:48.805
3 -	2:05.999	1.757	71.06	11:57:54.804
4 -	2:04.281 (2)	0.039	72.05	11:59:59.085
5 -	2:04.242 (1)		72.07	12:02:03.327
6 -	2:06.228	1.986	70.93	12:04:09.555
7 -	2:05.953	1.711	71.09	12:06:15.508
8 -	2:05.858 (3)	1.616	71.14	12:08:21.366

P32 214 John GOLDSMITH

LAP	LAP TIME	DIFF	MPH	TIME OF DAY
1 -	2:22.975	18.896	62.62	11:53:41.578
2 -	2:11.113	7.034	68.29	11:55:52.691
3 -	2:07.607	3.528	70.17	11:58:00.298
4 -	2:05.124	1.045	71.56	12:00:05.422
5 -	2:04.079 (1)		72.16	12:02:09.501
6 -	2:04.840 (2)	0.761	71.72	12:04:14.341
7 -	2:06.715	2.636	70.66	12:06:21.056
8 -	2:04.973 (3)	0.894	71.65	12:08:26.029

Weather / Track : Bright / Dry

Donington Park GP

Circuit Length = 2.4873 miles

Start: 11:51 Flag 12:06 End: 12:09

5Club Racing MX5 Cup

RACE 1 - LAP ANALYSIS

DIFF = Difference To Personal Best Lap

P33 70 Jeremy RIVERS-FLETCHER				
LAP	LAP TIME	DIFF	MPH	TIME OF DAY
1 -	2:22.552	17.822	62.81	11:53:41.155
2 -	2:08.432	3.702	69.72	11:55:49.587
3 -	2:06.711	1.981	70.66	11:57:56.298
4 -	2:05.256 (3)	0.526	71.48	12:00:01.554
5 -	2:04.730 (1)		71.79	12:02:06.284
6 -	2:04.897 (2)	0.167	71.69	12:04:11.181
7 -	2:07.943	3.213	69.98	12:06:19.124
8 -	2:07.807	3.077	70.06	12:08:26.931

P34 90 Andrew ROBINSON				
LAP	LAP TIME	DIFF	MPH	TIME OF DAY
1 -	2:37.929	33.504	56.69	11:53:56.532
2 -	2:09.216	4.791	69.29	11:56:05.748
3 -	2:08.891	4.466	69.47	11:58:14.639
4 -	2:06.917	2.492	70.55	12:00:21.556
5 -	2:04.425 (1)		71.96	12:02:25.981
6 -	2:05.482 (2)	1.057	71.36	12:04:31.463
7 -	2:06.013 (3)	1.588	71.05	12:06:37.476
8 -	2:07.504	3.079	70.22	12:08:44.980

P35 10 Stephen HORNER				
LAP	LAP TIME	DIFF	MPH	TIME OF DAY
1 -	2:23.962	17.243	62.20	11:53:42.565
2 -	2:12.695	5.976	67.48	11:55:55.260
3 -	2:11.880	5.161	67.89	11:58:07.140
4 -	2:09.425	2.706	69.18	12:00:16.565
5 -	2:07.407 (3)	0.688	70.28	12:02:23.972
6 -	2:06.719 (1)		70.66	12:04:30.691
7 -	2:06.983 (2)	0.264	70.51	12:06:37.674
8 -	2:08.814	2.095	69.51	12:08:46.488

P36 78 Charlie BRISKER				
LAP	LAP TIME	DIFF	MPH	TIME OF DAY
1 -	2:25.405	21.037	61.58	11:53:44.008
2 -	2:11.590	7.222	68.04	11:55:55.598
3 -	2:06.507	2.139	70.78	11:58:02.105
4 -	2:04.368 (1)		71.99	12:00:06.473
5 -	2:04.513	0.145	71.91	12:02:10.986
6 -	2:04.409 (2)	0.041	71.97	12:04:15.395
7 -	2:04.417 (3)	0.049	71.97	12:06:19.812

P37 77 Steve FODEN				
LAP	LAP TIME	DIFF	MPH	TIME OF DAY
1 -	2:01.629 (3)	5.659	73.62	11:53:20.232
2 -	1:55.970 (1)		77.21	11:55:16.202
3 -	1:56.401 (2)	0.431	76.92	11:57:12.603
4 -	1:58.312 P	2.342	75.68	11:59:10.915

P38 43 Declan MCDONNELL				
LAP	LAP TIME	DIFF	MPH	TIME OF DAY
1 -	9:56.984	8:00.195	14.99	12:01:15.587
2 -	1:56.789 (1)		76.67	12:03:12.376
3 -	1:56.886 (2)	0.097	76.60	12:05:09.262
4 -	1:57.841 (3)	1.052	75.98	12:07:07.103

DIFF = Difference To Personal Best Lap

P39 47 Stephen CRAGGS				
LAP	LAP TIME	DIFF	MPH	TIME OF DAY
1 -	2:08.990 (2)	10.442	69.41	11:53:27.593
2 -	1:58.548 (1)		75.53	11:55:26.141

Weather / Track : Bright / Dry

5Club Racing MX5 Cup

RACE 1 - LAP CHART

LAP 1 @ 11:53:18.755			LAP 2 @ 11:55:13.383			LAP 3 @ 11:57:08.933			LAP 4 @ 11:59:04.776			LAP 5 @ 12:01:00.415		
NO	BEHIND	LAP TIME	NO	BEHIND	LAP TIME	NO	BEHIND	LAP TIME	NO	BEHIND	LAP TIME	NO	BEHIND	LAP TIME
3		2:00.152	3		1:54.628	71		1:55.205	3		1:55.429	71		1:55.626
71	0.472	2:00.624	71	0.345	1:54.501	3	0.414	1:55.964	71	0.013	1:55.856	3	0.353	1:55.992
77	1.477	2:01.629	77	2.819	1:55.970	77	3.670	1:56.401	77	6.139	1:58.312 P	41	12.936	1:57.515
41	4.889	2:05.041	41	7.813	1:57.552	41	9.410	1:57.147	41	11.060	1:57.493	1	13.245	1:57.651
1	5.181	2:05.333	1	8.033	1:57.480	1	9.591	1:57.108	1	11.233	1:57.485	43	4 Laps	9:56.984
777	5.780	2:05.932	777	9.976	1:58.824	777	12.441	1:58.015	777	15.246	1:58.648	54	17.954	1:58.221
54	5.892	2:06.044	54	10.102	1:58.838	54	12.792	1:58.240	54	15.372	1:58.423	9	18.248	1:58.187
34	6.188	2:06.340	9	11.467	1:59.421	9	13.507	1:57.590	9	15.700	1:58.036	34	18.917	1:57.428
9	6.674	2:06.826	34	11.473	1:59.913	34	13.668	1:57.745	34	17.128	1:59.303	92	22.837	1:59.495
61	6.808	2:06.960	61	11.779	1:59.599	92	15.990	1:59.697	92	18.981	1:58.834	58	23.408	1:57.019
92	7.326	2:07.478	92	11.843	1:59.145	72	18.426	1:59.607	58	22.028	1:55.964	777	24.610	2:05.003
47	8.838	2:08.990	47	12.758	1:58.548	58	21.907	1:56.623	72	22.509	1:59.926	72	25.177	1:58.307
72	9.164	2:09.316	72	14.369	1:59.833	93	24.912	1:58.296	93	26.716	1:57.647	93	28.328	1:57.251
11	11.167	2:11.319	89	19.690	2:02.083	89	25.666	2:01.526	89	30.017	2:00.194	89	34.121	1:59.743
89	12.235	2:12.387	58	20.834	1:58.161	11	27.495	2:02.042	61	33.111	2:00.256	61	36.337	1:58.865
13	12.897	2:13.049	11	21.003	2:04.464	61	28.698	2:12.469	79	34.233	2:01.054	79	38.224	1:59.630
22	13.473	2:13.625	93	22.166	1:59.490	79	29.022	2:00.977	11	34.580	2:02.928	11	40.459	2:01.518
79	14.045	2:14.197	13	23.060	2:04.791	13	29.349	2:01.839	13	34.644	2:01.138	13	40.913	2:01.908
99	16.213	2:16.365	79	23.595	2:04.178	99	30.702	2:01.203	99	34.873	2:00.014	230	40.962	1:58.949
58	17.301	2:17.453	22	24.714	2:05.869	22	31.481	2:02.317	230	37.652	1:59.824	22	45.940	2:03.223
93	17.304	2:17.456	99	25.049	2:03.464	230	33.671	2:00.036	22	38.356	2:02.718	21	46.388	2:02.709
21	17.994	2:18.146	21	27.267	2:03.901	21	34.853	2:03.136	21	39.318	2:00.308	99	46.477	2:07.243
56	18.797	2:18.949	111	27.351	2:02.970	111	35.647	2:03.846	111	42.385	2:02.581	55	46.593	1:59.345
111	19.009	2:19.161	56	28.756	2:04.587	56	36.544	2:03.338	55	42.887	2:01.299	111	49.299	2:02.553
191	21.296	2:21.448	230	29.185	2:02.160	191	37.185	2:01.925	56	43.945	2:03.244	56	51.337	2:03.031
53	21.422	2:21.574	191	30.810	2:04.142	55	37.431	1:58.907	191	45.428	2:04.086	66	51.464	1:59.518
230	21.653	2:21.805	53	32.584	2:05.790	53	39.933	2:02.899	66	47.585	2:01.911	191	52.849	2:03.060
70	22.400	2:22.552	55	34.074	2:05.071	66	41.517	2:00.768	53	48.563	2:04.473	67	55.834	2:01.160
98	22.527	2:22.679	98	35.422	2:07.523	67	44.478	2:01.880	67	50.313	2:01.678	53	56.597	2:03.673
214	22.823	2:22.975	70	36.204	2:08.432	98	45.871	2:05.999	98	54.309	2:04.281	98	1:02.912	2:04.242
23	23.443	2:23.595	66	36.299	2:07.127	70	47.365	2:06.711	23	56.285	2:03.413	94	1:04.368	2:03.227
55	23.631	2:23.783	67	38.148	2:06.204	23	48.715	2:04.655	70	56.778	2:05.256	23	1:04.764	2:04.118
66	23.800	2:23.952	214	39.308	2:11.113	94	49.498	2:03.896	94	56.780	2:03.125	70	1:05.869	2:04.730
10	23.810	2:23.962	23	39.610	2:10.795	214	51.365	2:07.607	214	1:00.646	2:05.124	214	1:09.086	2:04.079
78	25.253	2:25.405	94	41.152	2:08.618	78	53.172	2:06.507	78	1:01.697	2:04.368	78	1:10.571	2:04.513
67	26.572	2:26.724	10	41.877	2:12.695	10	58.207	2:11.880	10	1:11.789	2:09.425	10	1:23.557	2:07.407
94	27.162	2:27.314	78	42.215	2:11.590	90	1:05.706	2:08.891	90	1:16.780	2:06.917	90	1:25.566	2:04.425
90	37.777	2:37.929	90	52.365	2:09.216									

Weather / Track : Bright / Dry

Donington Park GP

Circuit Length = 2.4873 miles

Start: 11:51 Flag 12:06 End: 12:09

5Club Racing MX5 Cup

RACE 1 - LAP CHART

LAP 6 @ 12:02:56.310			LAP 7 @ 12:04:52.393			LAP 8 @ 12:06:48.048		
NO	BEHIND	LAP TIME	NO	BEHIND	LAP TIME	NO	BEHIND	LAP TIME
71		1:55.895	71		1:56.083	71		1:55.655
3	0.175	1:55.717	3	0.177	1:56.085	3	1.141	1:56.619
41	14.276	1:57.235	1	15.579	1:57.193	1	18.004	1:58.080
1	14.469	1:57.119	41	15.893	1:57.700	41	18.646	1:58.408
43	4 Laps	1:56.789	43	4 Laps	1:56.886	43	4 Laps	1:57.841
54	20.549	1:58.490	54	22.133	1:57.667	54	24.086	1:57.608
9	21.437	1:59.084	9	22.698	1:57.344	58	24.282	1:56.203
34	21.442	1:58.420	58	23.734	1:55.902	9	24.772	1:57.729
58	23.915	1:56.402	34	25.405	2:00.046	34	28.867	1:59.117
777	26.197	1:57.482	777	28.020	1:57.906	777	30.364	1:57.999
92	26.541	1:59.599	92	28.292	1:57.834	92	30.593	1:57.956
72	27.090	1:57.808	72	28.992	1:57.985	72	31.661	1:58.324
93	29.754	1:57.321	93	30.972	1:57.301	93	32.116	1:56.799
89	38.567	2:00.341	61	41.861	1:58.691	61	47.518	2:01.312
61	39.253	1:58.811	89	42.182	1:59.698	89	48.448	2:01.921
79	42.683	2:00.354	79	47.082	2:00.482	230	51.335	1:58.804
230	44.919	1:59.852	230	48.186	1:59.350	79	51.753	2:00.326
11	48.977	2:04.413	11	54.732	2:01.838	55	1:00.644	1:58.907
22	52.697	2:02.652	55	57.392	1:59.284	11	1:01.716	2:02.639
13	53.155	2:08.137	22	58.204	2:01.590	22	1:03.415	2:00.866
55	54.191	2:03.493	99	1:00.143	2:01.789	99	1:03.761	1:59.273
21	54.435	2:03.942	66	1:00.419	2:00.789	66	1:04.330	1:59.566
99	54.437	2:03.855	21	1:00.716	2:02.364	21	1:07.445	2:02.384
66	55.713	2:00.144	13	1:00.943	2:03.871	111	1:09.837	2:03.493
111	55.717	2:02.313	111	1:01.999	2:02.365	67	1:10.671	2:00.129
56	58.040	2:02.598	56	1:05.937	2:03.980	13	1:12.574	2:07.286
191	59.512	2:02.558	67	1:06.197	2:01.726	56	1:13.218	2:02.936
67	1:00.554	2:00.615	191	1:06.827	2:03.398	191	1:13.635	2:02.463
53	1:04.440	2:03.738	53	1:11.983	2:03.626	53	1:20.136	2:03.808
94	1:11.896	2:03.423	94	1:18.961	2:03.148	94	1:24.667	2:01.361
23	1:12.427	2:03.558	23	1:19.490	2:03.146	23	1:25.158	2:01.323
98	1:13.245	2:06.228	98	1:23.115	2:05.953	98	1:33.318	2:05.858
70	1:14.871	2:04.897	70	1:26.731	2:07.943	214	1:37.981	2:04.973
214	1:18.031	2:04.840	78	1:27.419	2:04.417	70	1:38.883	2:07.807
78	1:19.085	2:04.409	214	1:28.663	2:06.715	90	1:56.932	2:07.504
10	1:34.381	2:06.719	90	1:45.083	2:06.013	10	1:58.440	2:08.814
90	1:35.153	2:05.482	10	1:45.281	2:06.983			

Weather / Track : Bright / Dry

Results can be found at www.tsl-timing.com

Page 2 of 2

Donington Park GP
 Circuit Length = 2.4873 miles
 Start: 11:51 Flag 12:06 End: 12:09

Printed - 12:15 Monday, 05 April 2021

5Club Racing MX5 Cup

RACE 1 - STATISTICS

Competitors Started 40
Planned Start 2021-04-05 @ 11:50:00.000
Actual Start 2021-04-05 @ 11:51:18.602
Finish Time 2021-04-05 @ 12:06:48.047
Track Length 2.4873mi.
Total Laps 297
Total Distance Covered 738.7426mi.

Session Fastest Lap History

NO	NAME	LAP TIME	TIME OF DAY	LAP	VEHICLE
3	Michael EPPS	2:00.152	11:53:18.753	1	Mazda MX5
3	Michael EPPS	1:54.628	11:55:13.380	2	Mazda MX5
71	Ben SHORT	1:54.501	11:55:13.731	2	Mazda MX5

Session Leader History

NO	NAME	FROM LAP	LAPS LED	DISTANCE	VEHICLE
3	Michael EPPS	1	2	4.93 miles	Mazda MX5
71	Ben SHORT	3	1	2.48 miles	Mazda MX5
3	Michael EPPS	4	1	2.48 miles	Mazda MX5
71	Ben SHORT	5	4	9.94 miles	Mazda MX5

Flag History

TYPE	TIME OF DAY
GREEN	11:51:18.602
FINISH	12:06:48.047

Flag Statistics

TYPE	COUNT	TOTAL LAPS	TOTAL TIME
Green	1	8	18:27.926
Red	0	0	0.000
Safety Car	0	0	0.000
FCY	0	0	0.000

Weather / Track : Bright / Dry


Results can be found at www.tsl-timing.com

Donington Park GP
Circuit Length = 2.4873 miles
Start: 11:51 Flag 12:06 End: 12:09

Printed - 12:15 Monday, 05 April 2021

5Club Racing MX5 Cup

RACE 5 - GRID (15 minutes)

ROW 20	39	47	Stephen CRAGGS	40	96	Sam MOODY
ROW 19	37	77	Steve FODEN	38	43	Declan MCDONNELL
ROW 18	35	10	Stephen HORNER	36	78	Charlie BRISKER
ROW 17	33	70	Jeremy RIVERS-FLETCHER	34	90	Andrew ROBINSON
ROW 16	31	98	Alex LEWINGTON	32	214	John GOLDSMITH
ROW 15	29	94	Liam COCHRANE	30	23	Stephen REECE
ROW 14	27	191	Philip Andrew BARRETT	28	53	Stephen REED
ROW 13	25	13	James MCCANN	26	56	Ian VAN REENEN
ROW 12	23	111	Tim GRAY	24	67	David ABBITT
ROW 11	21	66	Hayden MCDONALD	22	21	Matthew PENNEFATHER-NEAL
ROW 10	19	22	Adrian JOHNSON	20	99	Jimmy BROADBENT
ROW 9	17	55	George KING	18	11	Stephen ROBINSON
ROW 8	15	230	Thomas HOLLAND	16	79	Rafal DRZASZCZ
ROW 7	13	61	Jake DORMER	14	89	Paul MONTEITH
ROW 6	11	72	Matthew SHORT	12	93	Ben ABBITT
ROW 5	9	71	Ben SHORT	10	92	Jordan JOHNSON
ROW 4	7	1	Ben HANCY	8	3	Michael EPPS
ROW 3	5	54	Marcus BAILEY	6	41	Tom SMITH
ROW 2	3	9	Ian TOMLINSON	4	58	Michael COMBER
ROW 1	1	777	Courtney MILNES	2	34	Iain CAMERON
Pole						
						

These results are provisional until the conclusion of any judicial and technical matters.

Donington Park GP
Circuit Length = 2.4873 miles

Clerk Of Course :	Stewards :	Timekeeper : Nick Palmer
-------------------	------------	--------------------------

5Club Racing MX5 Cup

RACE 5 - CLASSIFICATION - AMENDED

POS	NO	NAME	ENTRY	LAPS	TIME	GAP	DIFF	MPH	BEST	ON
1	58	Michael COMBER	Mazda MX5	8	15:31.948			76.72	1:55.321	5
2	71	Ben SHORT	Mazda MX5	8	15:34.051	2.103	2.103	76.54	1:55.127	7
3	1	Ben HANCY	Mazda MX5	8	15:45.913	13.965	11.862	75.58	1:56.804	3
4	77	Steve FODEN	Mazda MX5	8	15:49.649	17.701	3.736	75.29	1:55.634	6
5	93	Ben ABBITT	Mazda MX5	8	15:51.077	19.129	1.428	75.17	1:57.163	3
6	41	Tom SMITH	Mazda MX5	8	15:51.081	19.133	0.004	75.17	1:56.964	7
7	54	Marcus BAILEY	Mazda MX5	8	15:54.505	22.557	3.424	74.90	1:57.698	4
8	34	Iain CAMERON	Mazda MX5	8	15:57.403	25.455	2.898	74.68	1:58.089	5
9	92	Jordan JOHNSON	Mazda MX5	8	15:59.112	27.164	1.709	74.54	1:58.019	4
10	777	Courtney MILNES	Mazda MX5	8	16:00.917	28.969	1.805	74.40	1:57.429	8
11	230	Thomas HOLLAND	Mazda MX5	8	16:01.437	29.489	0.520	74.36	1:58.528	4
12	9	Ian TOMLINSON	Mazda MX5	8	16:04.082	32.134	2.645	74.16	1:57.615	8
13	72	Matthew SHORT	Mazda MX5	8	16:04.570	32.622	0.488	74.12	1:57.973	5
14	43	Declan MCDONNELL	Mazda MX5	8	16:05.192	33.244	0.622	74.07	1:57.254	8
15	61	Jake DORMER	Mazda MX5	8	16:06.696	34.748	1.504	73.96	1:58.987	4
16	67	David ABBITT	Mazda MX5	8	16:07.599	35.651	0.903	73.89	1:58.468	6
17	66	Hayden MCDONALD	Mazda MX5	8	16:15.270	43.322	7.671	73.31	1:58.783	7
18	79	Rafal DRZASZCZ	Mazda MX5	8	16:18.277	46.329	3.007	73.08	1:59.956	7
19	89	Paul MONTEITH	Mazda MX5	8	16:18.740	46.792	0.463	73.05	1:59.868	3
20	47	Stephen CRAGGS	Mazda MX5	8	16:19.132	47.184	0.392	73.02	1:59.215	3
21	99	Jimmy BROADBENT	Mazda MX5	8	16:19.436	47.488	0.304	73.00	1:59.312	5
22	55	George KING	Mazda MX5	8	16:21.128	49.180	1.692	72.87	1:57.839	4
23	96	Sam MOODY	Mazda MX5	8	16:26.261	54.313	5.133	72.49	1:59.213	7
24	22	Adrian JOHNSON	Mazda MX5	8	16:26.618	54.670	0.357	72.46	2:00.757	2
25	23	Stephen REECE	Mazda MX5	8	16:27.039	55.091	0.421	72.43	2:00.932	4
26	13	James MCCANN	Mazda MX5	8	16:27.870	55.922	0.831	72.37	2:00.902	6
27	21	Matthew PENNEFATHER-NEAL	Mazda MX5	8	16:35.312	1:03.364	7.442	71.83	2:00.825	5
28	111	Tim GRAY	Mazda MX5	8	16:35.790	1:03.842	0.478	71.80	2:01.836	3
29	191	Philip Andrew BARRETT	Mazda MX5	8	16:38.045	1:06.097	2.255	71.63	2:02.144	2
30	94	Liam COCHRANE	Mazda MX5	8	16:40.176	1:08.228	2.131	71.48	2:00.733	8
31	11	Stephen ROBINSON	Mazda MX5	8	16:42.371	1:10.423	2.195	71.33	2:00.899	5
32	56	Ian VAN REENEN	Mazda MX5	8	16:44.641	1:12.693	2.270	71.16	2:02.527	3
33	53	Stephen REED	Mazda MX5	8	17:02.978	1:31.030	18.337	69.89	2:04.760	6
34	214	John GOLDSMITH	Mazda MX5	8	17:05.582	1:33.634	2.604	69.71	2:04.850	8
35	78	Charlie BRISKER	Mazda MX5	8	17:06.089	1:34.141	0.507	69.68	2:04.887	8
36	70	Jeremy RIVERS-FLETCHER	Mazda MX5	8	17:07.107	1:35.159	1.018	69.61	2:04.752	8
37	98	Alex LEWINGTON	Mazda MX5	8	17:07.361	1:35.413	0.254	69.59	2:04.654	8
38	90	Andrew ROBINSON	Mazda MX5	8	17:08.016	1:36.068	0.655	69.55	2:04.604	8
39	10	Stephen HORNER	Mazda MX5	8	17:18.488	1:46.540	10.472	68.84	2:06.399	7

NOT CLASSIFIED

DQ 3 Michael EPPS Mazda MX5

FASTEST LAP

71 Ben SHORT Mazda MX5 7 1:55.127 77.77 mph 125.17 kph

Car 3 disqualified from race, Regulation C3.3 refers.

Weather / Track : Bright / Dry

These results are provisional until the conclusion of any judicial and technical matters.

Donington Park GP: 2.4873 miles

Race Distance: 8 Laps / 19.89 miles

Start: 15:15 Flag 15:31 End: 15:33

Clerk Of Course :	Stewards :	Timekeeper : Nick Palmer
-------------------	------------	--------------------------

5Club Racing MX5 Cup

RACE 5 - CLASSIFICATION

POS	NO	NAME	ENTRY	LAPS	TIME	GAP	DIFF	MPH	BEST	ON
1	3	Michael EPPS	Mazda MX5	8	15:30.062			76.87	1:54.956	2
2	58	Michael COMBER	Mazda MX5	8	15:31.948	1.886	1.886	76.72	1:55.321	5
3	71	Ben SHORT	Mazda MX5	8	15:34.051	3.989	2.103	76.54	1:55.127	7
4	1	Ben HANCY	Mazda MX5	8	15:45.913	15.851	11.862	75.58	1:56.804	3
5	77	Steve FODEN	Mazda MX5	8	15:49.649	19.587	3.736	75.29	1:55.634	6
6	93	Ben ABBITT	Mazda MX5	8	15:51.077	21.015	1.428	75.17	1:57.163	3
7	41	Tom SMITH	Mazda MX5	8	15:51.081	21.019	0.004	75.17	1:56.964	7
8	54	Marcus BAILEY	Mazda MX5	8	15:54.505	24.443	3.424	74.90	1:57.698	4
9	34	Iain CAMERON	Mazda MX5	8	15:57.403	27.341	2.898	74.68	1:58.089	5
10	92	Jordan JOHNSON	Mazda MX5	8	15:59.112	29.050	1.709	74.54	1:58.019	4
11	777	Courtney MILNES	Mazda MX5	8	16:00.917	30.855	1.805	74.40	1:57.429	8
12	230	Thomas HOLLAND	Mazda MX5	8	16:01.437	31.375	0.520	74.36	1:58.528	4
13	9	Ian TOMLINSON	Mazda MX5	8	16:04.082	34.020	2.645	74.16	1:57.615	8
14	72	Matthew SHORT	Mazda MX5	8	16:04.570	34.508	0.488	74.12	1:57.973	5
15	43	Declan MCDONNELL	Mazda MX5	8	16:05.192	35.130	0.622	74.07	1:57.254	8
16	61	Jake DORMER	Mazda MX5	8	16:06.696	36.634	1.504	73.96	1:58.987	4
17	67	David ABBITT	Mazda MX5	8	16:07.599	37.537	0.903	73.89	1:58.468	6
18	66	Hayden MCDONALD	Mazda MX5	8	16:15.270	45.208	7.671	73.31	1:58.783	7
19	79	Rafal DRZASZCZ	Mazda MX5	8	16:18.277	48.215	3.007	73.08	1:59.956	7
20	89	Paul MONTEITH	Mazda MX5	8	16:18.740	48.678	0.463	73.05	1:59.868	3
21	47	Stephen CRAGGS	Mazda MX5	8	16:19.132	49.070	0.392	73.02	1:59.215	3
22	99	Jimmy BROADBENT	Mazda MX5	8	16:19.436	49.374	0.304	73.00	1:59.312	5
23	55	George KING	Mazda MX5	8	16:21.128	51.066	1.692	72.87	1:57.839	4
24	96	Sam MOODY	Mazda MX5	8	16:26.261	56.199	5.133	72.49	1:59.213	7
25	22	Adrian JOHNSON	Mazda MX5	8	16:26.618	56.556	0.357	72.46	2:00.757	2
26	23	Stephen REECE	Mazda MX5	8	16:27.039	56.977	0.421	72.43	2:00.932	4
27	13	James MCCANN	Mazda MX5	8	16:27.870	57.808	0.831	72.37	2:00.902	6
28	21	Matthew PENNEFATHER-NEAL	Mazda MX5	8	16:35.312	1:05.250	7.442	71.83	2:00.825	5
29	111	Tim GRAY	Mazda MX5	8	16:35.790	1:05.728	0.478	71.80	2:01.836	3
30	191	Philip Andrew BARRETT	Mazda MX5	8	16:38.045	1:07.983	2.255	71.63	2:02.144	2
31	94	Liam COCHRANE	Mazda MX5	8	16:40.176	1:10.114	2.131	71.48	2:00.733	8
32	11	Stephen ROBINSON	Mazda MX5	8	16:42.371	1:12.309	2.195	71.33	2:00.899	5
33	56	Ian VAN REENEN	Mazda MX5	8	16:44.641	1:14.579	2.270	71.16	2:02.527	3
34	53	Stephen REED	Mazda MX5	8	17:02.978	1:32.916	18.337	69.89	2:04.760	6
35	214	John GOLDSMITH	Mazda MX5	8	17:05.582	1:35.520	2.604	69.71	2:04.850	8
36	78	Charlie BRISKER	Mazda MX5	8	17:06.089	1:36.027	0.507	69.68	2:04.887	8
37	70	Jeremy RIVERS-FLETCHER	Mazda MX5	8	17:07.107	1:37.045	1.018	69.61	2:04.752	8
38	98	Alex LEWINGTON	Mazda MX5	8	17:07.361	1:37.299	0.254	69.59	2:04.654	8
39	90	Andrew ROBINSON	Mazda MX5	8	17:08.016	1:37.954	0.655	69.55	2:04.604	8
40	10	Stephen HORNER	Mazda MX5	8	17:18.488	1:48.426	10.472	68.84	2:06.399	7

FASTEST LAP

3	Michael EPPS	Mazda MX5	2	1:54.956	77.89 mph	125.35 kph
----------	---------------------	-----------	----------	-----------------	------------------	-------------------

Weather / Track : Bright / Dry

These results are provisional until the conclusion of any judicial and technical matters.

Donington Park GP: 2.4873 miles

Race Distance: 8 Laps / 19.89 miles

Start: 15:15 Flag 15:31 End: 15:33

Clerk Of Course :	Stewards :	Timekeeper : Nick Palmer
-------------------	------------	--------------------------

5Club Racing MX5 Cup

RACE 5 - LAP ANALYSIS

DIFF = Difference To Personal Best Lap

P1 3 Michael EPPS				
LAP	LAP TIME	DIFF	MPH	TIME OF DAY
1 -	2:03.204	8.248	72.67	15:17:35.050
2 -	1:54.956 (1)		77.89	15:19:30.006
3 -	1:55.138 (3)	0.182	77.77	15:21:25.144
4 -	1:55.182	0.226	77.74	15:23:20.326
5 -	1:55.255	0.299	77.69	15:25:15.581
6 -	1:55.666	0.710	77.41	15:27:11.247
7 -	1:55.091 (2)	0.135	77.80	15:29:06.338
8 -	1:55.570	0.614	77.48	15:31:01.908

P2 58 Michael COMBER				
LAP	LAP TIME	DIFF	MPH	TIME OF DAY
1 -	2:01.214	5.893	73.87	15:17:33.060
2 -	1:56.348	1.027	76.96	15:19:29.408
3 -	1:56.303	0.982	76.99	15:21:25.711
4 -	1:55.383 (2)	0.062	77.60	15:23:21.094
5 -	1:55.321 (1)		77.64	15:25:16.415
6 -	1:55.519	0.198	77.51	15:27:11.934
7 -	1:55.470 (3)	0.149	77.54	15:29:07.404
8 -	1:56.390	1.069	76.93	15:31:03.794

P3 71 Ben SHORT				
LAP	LAP TIME	DIFF	MPH	TIME OF DAY
1 -	2:05.214	10.087	71.51	15:17:37.060
2 -	1:55.964	0.837	77.21	15:19:33.024
3 -	1:55.814	0.687	77.31	15:21:28.838
4 -	1:55.531	0.404	77.50	15:23:24.369
5 -	1:55.783	0.656	77.33	15:25:20.152
6 -	1:55.491 (3)	0.364	77.53	15:27:15.643
7 -	1:55.127 (1)		77.77	15:29:10.770
8 -	1:55.127 (1)		77.77	15:31:05.897

P4 1 Ben HANCY				
LAP	LAP TIME	DIFF	MPH	TIME OF DAY
1 -	2:05.552	8.748	71.32	15:17:37.398
2 -	1:56.916 (2)	0.112	76.58	15:19:34.314
3 -	1:56.804 (1)		76.66	15:21:31.118
4 -	1:57.585	0.781	76.15	15:23:28.703
5 -	1:57.129	0.325	76.44	15:25:25.832
6 -	1:56.996 (3)	0.192	76.53	15:27:22.828
7 -	1:57.277	0.473	76.35	15:29:20.105
8 -	1:57.654	0.850	76.10	15:31:17.759

P5 77 Steve FODEN				
LAP	LAP TIME	DIFF	MPH	TIME OF DAY
1 -	2:11.159	15.525	68.27	15:17:43.005
2 -	1:58.610	2.976	75.49	15:19:41.615
3 -	1:57.940	2.306	75.92	15:21:39.555
4 -	1:55.822 (2)	0.188	77.31	15:23:35.377
5 -	1:56.992	1.358	76.53	15:25:32.369
6 -	1:55.634 (1)		77.43	15:27:28.003
7 -	1:55.828 (3)	0.194	77.30	15:29:23.831
8 -	1:57.664	2.030	76.10	15:31:21.495

P6 93 Ben ABBITT				
LAP	LAP TIME	DIFF	MPH	TIME OF DAY
1 -	2:05.902	8.739	71.12	15:17:37.748
2 -	1:58.471	1.308	75.58	15:19:36.219

DIFF = Difference To Personal Best Lap

3 -	1:57.163 (1)		76.42	15:21:33.382
4 -	1:57.520	0.357	76.19	15:23:30.902
5 -	1:57.395 (3)	0.232	76.27	15:25:28.297
6 -	1:57.440	0.277	76.24	15:27:25.737
7 -	1:57.354 (2)	0.191	76.30	15:29:23.091
8 -	1:59.832	2.669	74.72	15:31:22.923

P7 41 Tom SMITH				
LAP	LAP TIME	DIFF	MPH	TIME OF DAY
1 -	2:06.524	9.560	70.77	15:17:38.370
2 -	1:59.396	2.432	74.99	15:19:37.766
3 -	1:57.465 (3)	0.501	76.23	15:21:35.231
4 -	1:57.540	0.576	76.18	15:23:32.771
5 -	1:57.538	0.574	76.18	15:25:30.309
6 -	1:57.382 (2)	0.418	76.28	15:27:27.691
7 -	1:56.964 (1)		76.55	15:29:24.655
8 -	1:58.272	1.308	75.71	15:31:22.927

P8 54 Marcus BAILEY				
LAP	LAP TIME	DIFF	MPH	TIME OF DAY
1 -	2:07.344	9.646	70.31	15:17:39.190
2 -	1:59.298	1.600	75.05	15:19:38.488
3 -	1:58.127	0.429	75.80	15:21:36.615
4 -	1:57.698 (1)		76.07	15:23:34.313
5 -	1:57.784 (2)	0.086	76.02	15:25:32.097
6 -	1:57.920	0.222	75.93	15:27:30.017
7 -	1:57.846 (3)	0.148	75.98	15:29:27.863
8 -	1:58.488	0.790	75.57	15:31:26.351

P9 34 Iain CAMERON				
LAP	LAP TIME	DIFF	MPH	TIME OF DAY
1 -	2:05.429	7.340	71.39	15:17:37.275
2 -	2:00.228	2.139	74.47	15:19:37.503
3 -	1:58.660	0.571	75.46	15:21:36.163
4 -	1:58.668	0.579	75.45	15:23:34.831
5 -	1:58.089 (1)		75.82	15:25:32.920
6 -	1:58.209 (2)	0.120	75.75	15:27:31.129
7 -	1:58.632 (3)	0.543	75.48	15:29:29.761
8 -	1:59.488	1.399	74.94	15:31:29.249

P10 92 Jordan JOHNSON				
LAP	LAP TIME	DIFF	MPH	TIME OF DAY
1 -	2:08.676	10.657	69.58	15:17:40.522
2 -	1:59.440	1.421	74.97	15:19:39.962
3 -	1:58.577	0.558	75.51	15:21:38.539
4 -	1:58.019 (1)		75.87	15:23:36.558
5 -	1:58.357 (3)	0.338	75.65	15:25:34.915
6 -	1:58.303 (2)	0.284	75.69	15:27:33.218
7 -	1:58.863	0.844	75.33	15:29:32.081
8 -	1:58.877	0.858	75.32	15:31:30.958

P11 777 Courtney MILNES				
LAP	LAP TIME	DIFF	MPH	TIME OF DAY
1 -	2:06.350	8.921	70.87	15:17:38.196
2 -	2:02.736	5.307	72.95	15:19:40.932
3 -	2:01.499	4.070	73.69	15:21:42.431
4 -	1:58.848	1.419	75.34	15:23:41.279
5 -	1:58.250 (3)	0.821	75.72	15:25:39.529
6 -	1:57.546 (2)	0.117	76.17	15:27:37.075
7 -	1:58.259	0.830	75.71	15:29:35.334

Donington Park GP

Circuit Length = 2.4873 miles

Start: 15:15 Flag 15:31 End: 15:33

Weather / Track : Bright / Dry

5Club Racing MX5 Cup

RACE 5 - LAP ANALYSIS

DIFF = Difference To Personal Best Lap

8 - 1:57.429 (1) 76.25 15:31:32.763

P12 230 Thomas HOLLAND

LAP	LAP TIME	DIFF	MPH	TIME OF DAY
1 -	2:08.947	10.419	69.44	15:17:40.793
2 -	1:59.674	1.146	74.82	15:19:40.467
3 -	1:58.770 (3)	0.242	75.39	15:21:39.237
4 -	1:58.528 (1)		75.54	15:23:37.765
5 -	1:58.662 (2)	0.134	75.46	15:25:36.427
6 -	1:58.928	0.400	75.29	15:27:35.355
7 -	1:58.914	0.386	75.30	15:29:34.269
8 -	1:59.014	0.486	75.23	15:31:33.283

P13 9 Ian TOMLINSON

LAP	LAP TIME	DIFF	MPH	TIME OF DAY
1 -	2:05.565	7.950	71.31	15:17:37.411
2 -	2:04.374	6.759	71.99	15:19:41.785
3 -	2:00.513	2.898	74.30	15:21:42.298
4 -	2:00.285	2.670	74.44	15:23:42.583
5 -	1:57.940 (2)	0.325	75.92	15:25:40.523
6 -	1:57.989 (3)	0.374	75.89	15:27:38.512
7 -	1:59.801	2.186	74.74	15:29:38.313
8 -	1:57.615 (1)		76.13	15:31:35.928

P14 72 Matthew SHORT

LAP	LAP TIME	DIFF	MPH	TIME OF DAY
1 -	2:08.243	10.270	69.82	15:17:40.089
2 -	2:01.303	3.330	73.81	15:19:41.392
3 -	2:00.917	2.944	74.05	15:21:42.309
4 -	1:59.861	1.888	74.70	15:23:42.170
5 -	1:57.973 (1)		75.90	15:25:40.143
6 -	1:58.047 (2)	0.074	75.85	15:27:38.190
7 -	1:59.908	1.935	74.67	15:29:38.098
8 -	1:58.318 (3)	0.345	75.68	15:31:36.416

P15 43 Declan MCDONNELL

LAP	LAP TIME	DIFF	MPH	TIME OF DAY
1 -	2:14.197	16.943	66.72	15:17:46.043
2 -	1:58.945	1.691	75.28	15:19:44.988
3 -	1:59.877	2.623	74.69	15:21:44.865
4 -	1:59.538	2.284	74.90	15:23:44.403
5 -	1:57.892 (3)	0.638	75.95	15:25:42.295
6 -	1:57.378 (2)	0.124	76.28	15:27:39.673
7 -	2:00.111	2.857	74.55	15:29:39.784
8 -	1:57.254 (1)		76.36	15:31:37.038

P16 61 Jake DORMER

LAP	LAP TIME	DIFF	MPH	TIME OF DAY
1 -	2:07.615	8.628	70.16	15:17:39.461
2 -	2:00.828	1.841	74.10	15:19:40.289
3 -	2:00.048	1.061	74.59	15:21:40.337
4 -	1:58.987 (1)		75.25	15:23:39.324
5 -	2:00.636	1.649	74.22	15:25:39.960
6 -	2:00.062	1.075	74.58	15:27:40.022
7 -	1:59.151 (2)	0.164	75.15	15:29:39.173
8 -	1:59.369 (3)	0.382	75.01	15:31:38.542

DIFF = Difference To Personal Best Lap

P17 67 David ABBITT

LAP	LAP TIME	DIFF	MPH	TIME OF DAY
1 -	2:11.157	12.689	68.27	15:17:43.003
2 -	2:00.732	2.264	74.16	15:19:43.735
3 -	2:00.292	1.824	74.43	15:21:44.027
4 -	2:00.538	2.070	74.28	15:23:44.565
5 -	1:58.784 (3)	0.316	75.38	15:25:43.349
6 -	1:58.468 (1)		75.58	15:27:41.817
7 -	1:59.066	0.598	75.20	15:29:40.883
8 -	1:58.562 (2)	0.094	75.52	15:31:39.445

P18 66 Hayden MCDONALD

LAP	LAP TIME	DIFF	MPH	TIME OF DAY
1 -	2:11.605	12.822	68.04	15:17:43.451
2 -	2:00.922	2.139	74.05	15:19:44.373
3 -	2:01.884	3.101	73.46	15:21:46.257
4 -	2:01.189	2.406	73.88	15:23:47.446
5 -	2:00.634	1.851	74.22	15:25:48.080
6 -	2:00.311 (3)	1.528	74.42	15:27:48.391
7 -	1:58.783 (1)		75.38	15:29:47.174
8 -	1:59.942 (2)	1.159	74.65	15:31:47.116

P19 79 Rafal DRZASZCZ

LAP	LAP TIME	DIFF	MPH	TIME OF DAY
1 -	2:10.935	10.979	68.38	15:17:42.781
2 -	2:01.195	1.239	73.88	15:19:43.976
3 -	2:01.165	1.209	73.90	15:21:45.141
4 -	2:02.471	2.515	73.11	15:23:47.612
5 -	2:00.815 (3)	0.859	74.11	15:25:48.427
6 -	2:01.783	1.827	73.52	15:27:50.210
7 -	1:59.956 (1)		74.64	15:29:50.166
8 -	1:59.957 (2)	0.001	74.64	15:31:50.123

P20 89 Paul MONTEITH

LAP	LAP TIME	DIFF	MPH	TIME OF DAY
1 -	2:10.925	11.057	68.39	15:17:42.771
2 -	2:02.002	2.134	73.39	15:19:44.773
3 -	1:59.868 (1)		74.70	15:21:44.641
4 -	2:01.550	1.682	73.66	15:23:46.191
5 -	2:01.606	1.738	73.63	15:25:47.797
6 -	2:01.591	1.723	73.64	15:27:49.388
7 -	2:00.573 (2)	0.705	74.26	15:29:49.961
8 -	2:00.625 (3)	0.757	74.23	15:31:50.586

P21 47 Stephen CRAGGS

LAP	LAP TIME	DIFF	MPH	TIME OF DAY
1 -	2:14.889	15.674	66.38	15:17:46.735
2 -	2:00.840	1.625	74.10	15:19:47.575
3 -	1:59.215 (1)		75.11	15:21:46.790
4 -	2:00.558 (3)	1.343	74.27	15:23:47.348
5 -	2:01.244	2.029	73.85	15:25:48.592
6 -	2:02.029	2.814	73.37	15:27:50.621
7 -	1:59.798 (2)	0.583	74.74	15:29:50.419
8 -	2:00.559	1.344	74.27	15:31:50.978

P22 99 Jimmy BROADBENT

LAP	LAP TIME	DIFF	MPH	TIME OF DAY
1 -	2:16.832	17.520	65.44	15:17:48.678
2 -	2:00.783	1.471	74.13	15:19:49.461

Donington Park GP

Circuit Length = 2.4873 miles

Start: 15:15 Flag 15:31 End: 15:33

Weather / Track : Bright / Dry

5Club Racing MX5 Cup

RACE 5 - LAP ANALYSIS

DIFF = Difference To Personal Best Lap

3 -	2:00.578	1.266	74.26	15:21:50.039
4 -	1:59.739 (3)	0.427	74.78	15:23:49.778
5 -	1:59.312 (1)		75.05	15:25:49.090
6 -	2:03.024	3.712	72.78	15:27:52.114
7 -	1:59.392 (2)	0.080	75.00	15:29:51.506
8 -	1:59.776	0.464	74.76	15:31:51.282

P23 55 George KING

LAP	LAP TIME	DIFF	MPH	TIME OF DAY
1 -	2:09.532	11.693	69.12	15:17:41.378
2 -	1:59.849	2.010	74.71	15:19:41.227
3 -	1:59.826	1.987	74.72	15:21:41.053
4 -	1:57.839 (1)		75.98	15:23:38.892
5 -	1:58.545 (2)	0.706	75.53	15:25:37.437
6 -	1:59.109	1.270	75.17	15:27:36.546
7 -	2:17.861	20.022	64.95	15:29:54.407
8 -	1:58.567 (3)	0.728	75.52	15:31:52.974

P24 96 Sam MOODY

LAP	LAP TIME	DIFF	MPH	TIME OF DAY
1 -	2:18.553	19.340	64.62	15:17:50.399
2 -	2:02.816	3.603	72.90	15:19:53.215
3 -	2:02.405	3.192	73.15	15:21:55.620
4 -	2:02.151	2.938	73.30	15:23:57.771
5 -	2:00.285 (3)	1.072	74.44	15:25:58.056
6 -	2:00.697	1.484	74.18	15:27:58.753
7 -	1:59.213 (1)		75.11	15:29:57.966
8 -	2:00.141 (2)	0.928	74.53	15:31:58.107

P25 22 Adrian JOHNSON

LAP	LAP TIME	DIFF	MPH	TIME OF DAY
1 -	2:10.425	9.668	68.65	15:17:42.271
2 -	2:00.757 (1)		74.15	15:19:43.028
3 -	2:00.771 (2)	0.014	74.14	15:21:43.799
4 -	2:01.640	0.883	73.61	15:23:45.439
5 -	2:02.284	1.527	73.22	15:25:47.723
6 -	2:06.669	5.912	70.69	15:27:54.392
7 -	2:01.458 (3)	0.701	73.72	15:29:55.850
8 -	2:02.614	1.857	73.02	15:31:58.464

P26 23 Stephen REECE

LAP	LAP TIME	DIFF	MPH	TIME OF DAY
1 -	2:15.634	14.702	66.01	15:17:47.480
2 -	2:03.064	2.132	72.76	15:19:50.544
3 -	2:01.823	0.891	73.50	15:21:52.367
4 -	2:00.932 (1)		74.04	15:23:53.299
5 -	2:01.020 (2)	0.088	73.99	15:25:54.319
6 -	2:01.406	0.474	73.75	15:27:55.725
7 -	2:01.189 (3)	0.257	73.88	15:29:56.914
8 -	2:01.971	1.039	73.41	15:31:58.885

P27 13 James MCCANN

LAP	LAP TIME	DIFF	MPH	TIME OF DAY
1 -	2:13.418	12.516	67.11	15:17:45.264
2 -	2:02.691	1.789	72.98	15:19:47.955
3 -	2:02.623	1.721	73.02	15:21:50.578
4 -	2:01.482 (3)	0.580	73.71	15:23:52.060
5 -	2:00.917 (2)	0.015	74.05	15:25:52.977
6 -	2:00.902 (1)		74.06	15:27:53.879
7 -	2:02.198	1.296	73.27	15:29:56.077

DIFF = Difference To Personal Best Lap

8 -	2:03.639	2.737	72.42	15:31:59.716
-----	----------	-------	-------	--------------

P28 21 Matthew PENNEFATHER-NEAL

LAP	LAP TIME	DIFF	MPH	TIME OF DAY
1 -	2:21.251	20.426	63.39	15:17:53.097
2 -	2:04.023	3.198	72.19	15:19:57.120
3 -	2:02.358	1.533	73.18	15:21:59.478
4 -	2:02.003	1.178	73.39	15:24:01.481
5 -	2:00.825 (1)		74.11	15:26:02.306
6 -	2:00.985 (2)	0.160	74.01	15:28:03.291
7 -	2:02.556	1.731	73.06	15:30:05.847
8 -	2:01.311 (3)	0.486	73.81	15:32:07.158

P29 111 Tim GRAY

LAP	LAP TIME	DIFF	MPH	TIME OF DAY
1 -	2:15.160	13.324	66.25	15:17:47.006
2 -	2:03.072	1.236	72.75	15:19:50.078
3 -	2:01.836 (1)		73.49	15:21:51.914
4 -	2:03.209	1.373	72.67	15:23:55.123
5 -	2:02.740 (3)	0.904	72.95	15:25:57.863
6 -	2:02.836	1.000	72.89	15:28:00.699
7 -	2:02.374 (2)	0.538	73.17	15:30:03.073
8 -	2:04.563	2.727	71.88	15:32:07.636

P30 191 Philip Andrew BARRETT

LAP	LAP TIME	DIFF	MPH	TIME OF DAY
1 -	2:17.009	14.865	65.35	15:17:48.855
2 -	2:02.144 (1)		73.31	15:19:50.999
3 -	2:02.654 (2)	0.510	73.00	15:21:53.653
4 -	2:02.673 (3)	0.529	72.99	15:23:56.326
5 -	2:02.800	0.656	72.91	15:25:59.126
6 -	2:03.174	1.030	72.69	15:28:02.300
7 -	2:03.348	1.204	72.59	15:30:05.648
8 -	2:04.243	2.099	72.07	15:32:09.891

P31 94 Liam COCHRANE

LAP	LAP TIME	DIFF	MPH	TIME OF DAY
1 -	2:23.992	23.259	62.18	15:17:55.838
2 -	2:03.740	3.007	72.36	15:19:59.578
3 -	2:04.775	4.042	71.76	15:22:04.353
4 -	2:01.391 (2)	0.658	73.76	15:24:05.744
5 -	2:01.589	0.856	73.64	15:26:07.333
6 -	2:01.488 (3)	0.755	73.70	15:28:08.821
7 -	2:02.468	1.735	73.11	15:30:11.289
8 -	2:00.733 (1)		74.16	15:32:12.022

P32 11 Stephen ROBINSON

LAP	LAP TIME	DIFF	MPH	TIME OF DAY
1 -	2:14.481	13.582	66.58	15:17:46.327
2 -	2:02.508	1.609	73.09	15:19:48.835
3 -	2:02.455	1.556	73.12	15:21:51.290
4 -	2:01.462 (2)	0.563	73.72	15:23:52.752
5 -	2:00.899 (1)		74.06	15:25:53.651
6 -	2:14.221	13.322	66.71	15:28:07.872
7 -	2:04.500	3.601	71.92	15:30:12.372
8 -	2:01.845 (3)	0.946	73.49	15:32:14.217

Weather / Track : Bright / Dry

Donington Park GP

Circuit Length = 2.4873 miles

Start: 15:15 Flag 15:31 End: 15:33

5Club Racing MX5 Cup

RACE 5 - LAP ANALYSIS

DIFF = Difference To Personal Best Lap

P33 56 Ian VAN REENEN				
LAP	LAP TIME	DIFF	MPH	TIME OF DAY
1 -	2:18.015	15.488	64.88	15:17:49.861
2 -	2:03.057 (2)	0.530	72.76	15:19:52.918
3 -	2:02.527 (1)		73.08	15:21:55.445
4 -	2:04.220	1.693	72.08	15:23:59.665
5 -	2:03.274	0.747	72.63	15:26:02.939
6 -	2:03.547	1.020	72.47	15:28:06.486
7 -	2:06.924	4.397	70.54	15:30:13.410
8 -	2:03.077 (3)	0.550	72.75	15:32:16.487

P34 53 Stephen REED				
LAP	LAP TIME	DIFF	MPH	TIME OF DAY
1 -	2:22.826	18.066	62.69	15:17:54.672
2 -	2:05.989	1.229	71.07	15:20:00.661
3 -	2:06.386	1.626	70.85	15:22:07.047
4 -	2:06.628	1.868	70.71	15:24:13.675
5 -	2:06.389	1.629	70.84	15:26:20.064
6 -	2:04.760 (1)		71.77	15:28:24.824
7 -	2:05.152 (3)	0.392	71.54	15:30:29.976
8 -	2:04.848 (2)	0.088	71.72	15:32:34.824

P35 214 John GOLDSMITH				
LAP	LAP TIME	DIFF	MPH	TIME OF DAY
1 -	2:20.112	15.262	63.90	15:17:51.958
2 -	2:07.205	2.355	70.39	15:19:59.163
3 -	2:07.395	2.545	70.28	15:22:06.558
4 -	2:06.764	1.914	70.63	15:24:13.322
5 -	2:07.416	2.566	70.27	15:26:20.738
6 -	2:05.590 (2)	0.740	71.29	15:28:26.328
7 -	2:06.250 (3)	1.400	70.92	15:30:32.578
8 -	2:04.850 (1)		71.72	15:32:37.428

P36 78 Charlie BRISKER				
LAP	LAP TIME	DIFF	MPH	TIME OF DAY
1 -	2:23.711	18.824	62.30	15:17:55.557
2 -	2:07.180	2.293	70.40	15:20:02.737
3 -	2:06.112	1.225	71.00	15:22:08.849
4 -	2:05.726 (2)	0.839	71.22	15:24:14.575
5 -	2:05.917 (3)	1.030	71.11	15:26:20.492
6 -	2:06.348	1.461	70.87	15:28:26.840
7 -	2:06.208	1.321	70.94	15:30:33.048
8 -	2:04.887 (1)		71.70	15:32:37.935

P37 70 Jeremy RIVERS-FLETCHER				
LAP	LAP TIME	DIFF	MPH	TIME OF DAY
1 -	2:22.621	17.869	62.78	15:17:54.467
2 -	2:07.359	2.607	70.30	15:20:01.826
3 -	2:06.490	1.738	70.79	15:22:08.316
4 -	2:05.943 (2)	1.191	71.09	15:24:14.259
5 -	2:07.536	2.784	70.21	15:26:21.795
6 -	2:06.035 (3)	1.283	71.04	15:28:27.830
7 -	2:06.371	1.619	70.85	15:30:34.201
8 -	2:04.752 (1)		71.77	15:32:38.953

P38 98 Alex LEWINGTON				
LAP	LAP TIME	DIFF	MPH	TIME OF DAY
1 -	2:21.791	17.137	63.15	15:17:53.637
2 -	2:06.527	1.873	70.77	15:20:00.164

DIFF = Difference To Personal Best Lap

3 -	2:07.392	2.738	70.29	15:22:07.556
4 -	2:06.867	2.213	70.58	15:24:14.423
5 -	2:08.774	4.120	69.53	15:26:23.197
6 -	2:06.260 (3)	1.606	70.92	15:28:29.457
7 -	2:05.096 (2)	0.442	71.58	15:30:34.553
8 -	2:04.654 (1)		71.83	15:32:39.207

P39 90 Andrew ROBINSON				
LAP	LAP TIME	DIFF	MPH	TIME OF DAY
1 -	2:24.443	19.839	61.99	15:17:56.289
2 -	2:09.195	4.591	69.30	15:20:05.484
3 -	2:04.641 (2)	0.037	71.84	15:22:10.125
4 -	2:04.875 (3)	0.271	71.70	15:24:15.000
5 -	2:07.935	3.331	69.99	15:26:22.935
6 -	2:06.621	2.017	70.71	15:28:29.556
7 -	2:05.702	1.098	71.23	15:30:35.258
8 -	2:04.604 (1)		71.86	15:32:39.862

P40 10 Stephen HORNER				
LAP	LAP TIME	DIFF	MPH	TIME OF DAY
1 -	2:23.897	17.498	62.22	15:17:55.743
2 -	2:10.059	3.660	68.84	15:20:05.802
3 -	2:07.566	1.167	70.19	15:22:13.368
4 -	2:08.350	1.951	69.76	15:24:21.718
5 -	2:06.953 (2)	0.554	70.53	15:26:28.671
6 -	2:07.201 (3)	0.802	70.39	15:28:35.872
7 -	2:06.399 (1)		70.84	15:30:42.271
8 -	2:08.063	1.664	69.92	15:32:50.334

Weather / Track : Bright / Dry

5Club Racing MX5 Cup

RACE 5 - LAP CHART

LAP 1 @ 15:17:33.060			LAP 2 @ 15:19:29.408			LAP 3 @ 15:21:25.144			LAP 4 @ 15:23:20.326			LAP 5 @ 15:25:15.581		
NO	BEHIND	LAP TIME	NO	BEHIND	LAP TIME	NO	BEHIND	LAP TIME	NO	BEHIND	LAP TIME	NO	BEHIND	LAP TIME
58		2:01.214	58		1:56.348	3		1:55.138	3		1:55.182	3		1:55.255
3	1.990	2:03.204	3	0.598	1:54.956	58	0.567	1:56.303	58	0.768	1:55.383	58	0.834	1:55.321
71	4.000	2:05.214	71	3.616	1:55.964	71	3.694	1:55.814	71	4.043	1:55.531	71	4.571	1:55.783
34	4.215	2:05.429	1	4.906	1:56.916	1	5.974	1:56.804	1	8.377	1:57.585	1	10.251	1:57.129
1	4.338	2:05.552	93	6.811	1:58.471	93	8.238	1:57.163	93	10.576	1:57.520	93	12.716	1:57.395
9	4.351	2:05.565	34	8.095	2:00.228	41	10.087	1:57.465	41	12.445	1:57.540	41	14.728	1:57.538
93	4.688	2:05.902	41	8.358	1:59.396	34	11.019	1:58.660	54	13.987	1:57.698	54	16.516	1:57.784
777	5.136	2:06.350	54	9.080	1:59.298	54	11.471	1:58.127	34	14.505	1:58.668	77	16.788	1:56.992
41	5.310	2:06.524	92	10.554	1:59.440	92	13.395	1:58.577	77	15.051	1:55.822	34	17.339	1:58.089
54	6.130	2:07.344	61	10.881	2:00.828	230	14.093	1:58.770	92	16.232	1:58.019	92	19.334	1:58.357
61	6.401	2:07.615	230	11.059	1:59.674	77	14.411	1:57.940	230	17.439	1:58.528	230	20.846	1:58.662
72	7.029	2:08.243	777	11.524	2:02.736	61	15.193	2:00.048	55	18.566	1:57.839	55	21.856	1:58.545
92	7.462	2:08.676	55	11.819	1:59.849	55	15.909	1:59.826	61	18.998	1:58.987	777	23.948	1:58.250
230	7.733	2:08.947	72	11.984	2:01.303	9	17.154	2:00.513	777	20.953	1:58.848	61	24.379	2:00.636
55	8.318	2:09.532	77	12.207	1:58.610	72	17.165	2:00.917	72	21.844	1:59.861	72	24.562	1:57.973
22	9.211	2:10.425	9	12.377	2:04.374	777	17.287	2:01.499	9	22.257	2:00.285	9	24.942	1:57.940
89	9.711	2:10.925	22	13.620	2:00.757	22	18.655	2:00.771	43	24.077	1:59.538	43	26.714	1:57.892
79	9.721	2:10.935	67	14.327	2:00.732	67	18.883	2:00.292	67	24.239	2:00.538	67	27.768	1:58.784
67	9.943	2:11.157	79	14.568	2:01.195	89	19.497	1:59.868	22	25.113	2:01.640	22	32.142	2:02.284
77	9.945	2:11.159	66	14.965	2:00.922	43	19.721	1:59.877	89	25.865	2:01.550	89	32.216	2:01.606
66	10.391	2:11.605	89	15.365	2:02.002	79	19.997	2:01.165	47	27.022	2:00.558	66	32.499	2:00.634
13	12.204	2:13.418	43	15.580	1:58.945	66	21.113	2:01.884	66	27.120	2:01.189	79	32.846	2:00.815
43	12.983	2:14.197	47	18.167	2:00.840	47	21.646	1:59.215	79	27.286	2:02.471	47	33.011	2:01.244
11	13.267	2:14.481	13	18.547	2:02.691	99	24.895	2:00.578	99	29.452	1:59.739	99	33.509	1:59.312
47	13.675	2:14.889	11	19.427	2:02.508	13	25.434	2:02.623	13	31.734	2:01.482	13	37.396	2:00.917
111	13.946	2:15.160	99	20.053	2:00.783	11	26.146	2:02.455	11	32.426	2:01.462	11	38.070	2:00.899
23	14.420	2:15.634	111	20.670	2:03.072	111	26.770	2:01.836	23	32.973	2:00.932	23	38.738	2:01.020
99	15.618	2:16.832	23	21.136	2:03.064	23	27.223	2:01.823	111	34.797	2:03.209	111	42.282	2:02.740
191	15.795	2:17.009	191	21.591	2:02.144	191	28.509	2:02.654	191	36.000	2:02.673	96	42.475	2:00.285
56	16.801	2:18.015	56	23.510	2:03.057	56	30.301	2:02.527	96	37.445	2:02.151	191	43.545	2:02.800
96	17.339	2:18.553	96	23.807	2:02.816	96	30.476	2:02.405	56	39.339	2:04.220	21	46.725	2:00.825
214	18.898	2:20.112	21	27.712	2:04.023	21	34.334	2:02.358	21	41.155	2:02.003	56	47.358	2:03.274
21	20.037	2:21.251	214	29.755	2:07.205	94	39.209	2:04.775	94	45.418	2:01.391	94	51.752	2:01.589
98	20.577	2:21.791	94	30.170	2:03.740	214	41.414	2:07.395	214	52.996	2:06.764	53	1:04.483	2:06.389
70	21.407	2:22.621	98	30.756	2:06.527	53	41.903	2:06.386	53	53.349	2:06.628	78	1:04.911	2:05.917
53	21.612	2:22.826	53	31.253	2:05.989	98	42.412	2:07.392	70	53.933	2:05.943	214	1:05.157	2:07.416
78	22.497	2:23.711	70	32.418	2:07.359	70	43.172	2:06.490	98	54.097	2:06.867	70	1:06.214	2:07.536
10	22.683	2:23.897	78	33.329	2:07.180	78	43.705	2:06.112	78	54.249	2:05.726	90	1:07.354	2:07.935
94	22.778	2:23.992	90	36.076	2:09.195	90	44.981	2:04.641	90	54.674	2:04.875	98	1:07.616	2:08.774
90	23.229	2:24.443	10	36.394	2:10.059	10	48.224	2:07.566	10	1:01.392	2:08.350	10	1:13.090	2:06.953

Donington Park GP

Circuit Length = 2.4873 miles

Start: 15:15 Flag 15:31 End: 15:33

Weather / Track : Bright / Dry

5Club Racing MX5 Cup

RACE 5 - LAP CHART

LAP 6 @ 15:27:11.247			LAP 7 @ 15:29:06.338			LAP 8 @ 15:31:01.908		
NO	BEHIND	LAP TIME	NO	BEHIND	LAP TIME	NO	BEHIND	LAP TIME
3		1:55.666	3		1:55.091	3		1:55.570
58	0.687	1:55.519	58	1.066	1:55.470	58	1.886	1:56.390
71	4.396	1:55.491	71	4.432	1:55.127	71	3.989	1:55.127
1	11.581	1:56.996	1	13.767	1:57.277	1	15.851	1:57.654
93	14.490	1:57.440	93	16.753	1:57.354	77	19.587	1:57.664
41	16.444	1:57.382	77	17.493	1:55.828	93	21.015	1:59.832
77	16.756	1:55.634	41	18.317	1:56.964	41	21.019	1:58.272
54	18.770	1:57.920	54	21.525	1:57.846	54	24.443	1:58.488
34	19.882	1:58.209	34	23.423	1:58.632	34	27.341	1:59.488
92	21.971	1:58.303	92	25.743	1:58.863	92	29.050	1:58.877
230	24.108	1:58.928	230	27.931	1:58.914	777	30.855	1:57.429
55	25.299	1:59.109	777	28.996	1:58.259	230	31.375	1:59.014
777	25.828	1:57.546	72	31.760	1:59.908	9	34.020	1:57.615
72	26.943	1:58.047	9	31.975	1:59.801	72	34.508	1:58.318
9	27.265	1:57.989	61	32.835	1:59.151	43	35.130	1:57.254
43	28.426	1:57.378	43	33.446	2:00.111	61	36.634	1:59.369
61	28.775	2:00.062	67	34.545	1:59.066	67	37.537	1:58.562
67	30.570	1:58.468	66	40.836	1:58.783	66	45.208	1:59.942
66	37.144	2:00.311	89	43.623	2:00.573	79	48.215	1:59.957
89	38.141	2:01.591	79	43.828	1:59.956	89	48.678	2:00.625
79	38.963	2:01.783	47	44.081	1:59.798	47	49.070	2:00.559
47	39.374	2:02.029	99	45.168	1:59.392	99	49.374	1:59.776
99	40.867	2:03.024	55	48.069	2:17.861	55	51.066	1:58.567
13	42.632	2:00.902	22	49.512	2:01.458	96	56.199	2:00.141
22	43.145	2:06.669	13	49.739	2:02.198	22	56.556	2:02.614
23	44.478	2:01.406	23	50.576	2:01.189	23	56.977	2:01.971
96	47.506	2:00.697	96	51.628	1:59.213	13	57.808	2:03.639
111	49.452	2:02.836	111	56.735	2:02.374	21	1:05.250	2:01.311
191	51.053	2:03.174	191	59.310	2:03.348	111	1:05.728	2:04.563
21	52.044	2:00.985	21	59.509	2:02.556	191	1:07.983	2:04.243
56	55.239	2:03.547	94	1:04.951	2:02.468	94	1:10.114	2:00.733
11	56.625	2:14.221	11	1:06.034	2:04.500	11	1:12.309	2:01.845
94	57.574	2:01.488	56	1:07.072	2:06.924	56	1:14.579	2:03.077
53	1:13.577	2:04.760	53	1:23.638	2:05.152	53	1:32.916	2:04.848
214	1:15.081	2:05.590	214	1:26.240	2:06.250	214	1:35.520	2:04.850
78	1:15.593	2:06.348	78	1:26.710	2:06.208	78	1:36.027	2:04.887
70	1:16.583	2:06.035	70	1:27.863	2:06.371	70	1:37.045	2:04.752
98	1:18.210	2:06.260	98	1:28.215	2:05.096	98	1:37.299	2:04.654
90	1:18.309	2:06.621	90	1:28.920	2:05.702	90	1:37.954	2:04.604
10	1:24.625	2:07.201	10	1:35.933	2:06.399	10	1:48.426	2:08.063

Weather / Track : Bright / Dry

5Club Racing MX5 Cup

RACE 5 - STATISTICS

Competitors Started 40
Planned Start 2021-04-05 @ 14:55:00.000
Actual Start 2021-04-05 @ 15:15:31.845
Finish Time 2021-04-05 @ 15:31:00.993
Track Length 2.4873mi.
Total Laps 320
Total Distance Covered 795.9516mi.

Session Fastest Lap History

NO	NAME	LAP TIME	TIME OF DAY	LAP	VEHICLE
58	Michael COMBER	2:01.214	15:17:33.060	1	Mazda MX5
58	Michael COMBER	1:56.348	15:19:29.407	2	Mazda MX5
3	Michael EPPS	1:54.956	15:19:30.004	2	Mazda MX5

Session Leader History

NO	NAME	FROM LAP	LAPS LED	DISTANCE	VEHICLE
58	Michael COMBER	1	2	4.93 miles	Mazda MX5
3	Michael EPPS	3	6	14.92 miles	Mazda MX5

Flag History

TYPE	TIME OF DAY
GREEN	15:15:31.845
FINISH	15:31:00.993

Flag Statistics

TYPE	COUNT	TOTAL LAPS	TOTAL TIME
Green	1	8	17:38.745
Red	0	0	0.000
Safety Car	0	0	0.000
FCY	0	0	0.000

Weather / Track : Bright / Dry

Results can be found at www.tsl-timing.com

Donington Park GP
Circuit Length = 2.4873 miles
Start: 15:15 Flag 15:31 End: 15:33

Printed - 15:34 Monday, 05 April 2021