



5 CLUB RACING MX5 CUP



Summer Spectacular
Castle Combe Circuit
11th / 12th June 2022



Timing & Results Provided by Timing Solutions Ltd

www.tsl-timing.com

750MC 5Club Racing MX5 Cup

QUALIFYING - RACE 3 - CLASSIFICATION

POS	NO	NAME	ENTRY	TIME	ON	LAPS	GAP	DIFF	MPH
1	1	Ben SHORT	Mazda MX5	1:20.951	9	9			82.27
2	40	Ben HANCY	Mazda MX5	1:21.401	3	9	0.450	0.450	81.81
3	92	Jordan JOHNSON	Mazda MX5	1:21.761	7	9	0.810	0.360	81.45
4	44	Matthew HALLAM	Mazda MX5	1:22.510	2	9	1.559	0.749	80.71
5	9	Ian TOMLINSON	Mazda MX5	1:23.355	6	9	2.404	0.845	79.89
6	21	Matthew PENNEFATHER-NEAL	Mazda MX5	1:23.488	5	8	2.537	0.133	79.77
7	68	Amy BARKER	Mazda MX5	1:23.576	8	9	2.625	0.088	79.68
8	14	Lloyd HUGGINS	Mazda MX5	1:23.582	4	8	2.631	0.006	79.68
9	66	Hayden MCDONALD	Mazda MX5	1:24.435	7	8	3.484	0.853	78.87
10	67	David ABBITT	Mazda MX5	1:24.451	5	8	3.500	0.016	78.86
11	98	Alex LEWINGTON	Mazda MX5	1:24.613	7	8	3.662	0.162	78.71
12	128	Samuel GORMER	Mazda MX5	1:24.613	8	8	3.662	0.000	78.71
13	46	Nicola FAVOT	Mazda MX5	1:24.786	6	8	3.835	0.173	78.55
14	141	James WINSTANLEY	Mazda MX5	1:24.795	6	8	3.844	0.009	78.54
15	32	Jake MICKLEWRIGHT	Mazda MX5	1:25.002	7	8	4.051	0.207	78.35
16	50	Christian YOUNG	Mazda MX5	1:25.097	4	8	4.146	0.095	78.26
17	27	David BROWN	Mazda MX5	1:25.113	5	8	4.162	0.016	78.24
18	22	Adrian JOHNSON	Mazda MX5	1:25.127	7	8	4.176	0.014	78.23
19	214	John GOLDSMITH	Mazda MX5	1:26.881	4	8	5.930	1.754	76.65
20	191	Philip Andrew BARRETT	Mazda MX5	1:27.317	4	8	6.366	0.436	76.27
21	78	Charlie BRISKER	Mazda MX5	1:27.785	7	8	6.834	0.468	75.86
22	29	Mary BARNARD	Mazda MX5	1:27.880	8	8	6.929	0.095	75.78
23	90	Andrew ROBINSON	Mazda MX5	1:28.924	4	8	7.973	1.044	74.89
24	91	Steve QUENBY	Mazda MX5	1:33.328	3	5	12.377	4.404	71.36
25	60	Steven LEWINGTON	Mazda MX5	1:35.918	7	7	14.967	2.590	69.43

Weather / Track : Sunny / Dry

These results are provisional until the conclusion of any judicial and technical matters.

Castle Combe: 1.8500 miles

Date: 11/06/2022 Start: 09:50 Finish: 10:03


Clerk Of Course : Bob Honeysett

Stewards :

Timekeeper : Peter Knight

750MC 5Club Racing MX5 Cup

RACE 3 - GRID (15 minutes) - AMENDED

ROW 13	25	1:28.924	90	Andrew ROBINSON					
ROW 12		1:33.328	23	91	Steve QUENBY	24	1:35.918	60	Steven LEWINGTON
ROW 11	21	1:27.785	78	Charlie BRISKER	22	1:27.880	29	Mary BARNARD	
ROW 10		1:26.881	19	214	John GOLDSMITH	20	1:27.317	191	Philip Andrew BARRETT
ROW 9	17	1:25.113	27	David BROWN	18	1:25.127	22	Adrian JOHNSON	
ROW 8		1:25.002	15	32	Jake MICKLEWRIGHT	16	1:25.097	50	Christian YOUNG
ROW 7	13	1:24.786	46	Nicola FAVOT	14	1:24.795	141	James WINSTANLEY	
ROW 6		1:24.613	11	98	Alex LEWINGTON	12	1:24.613	128	Samuel GORMER
ROW 5	9	1:24.435	66	Hayden MCDONALD	10	1:24.451	67	David ABBITT	
ROW 4		1:23.576	7	68	Amy BARKER	8	1:23.582	14	Lloyd HUGGINS
ROW 3	5	1:23.355	9	Ian TOMLINSON	6	1:23.488	21	Matthew PENNEFATHER-NEAL	
ROW 2		1:21.761	3	92	Jordan JOHNSON	4	1:22.510	44	Matthew HALLAM
ROW 1	1	1:20.951	1	Ben SHORT	2	1:21.401	40	Ben HANCY	
Pole									
									

Car No 90 - 5 Place Grid Penalty from previous round.

Castle Combe: 1.8500 miles

These results are provisional until the conclusion of any judicial and technical matters.


Clerk Of Course : Bob Honeysett

Stewards :

Timekeeper : Peter Knight

750MC 5Club Racing MX5 Cup

RACE 3 - GRID (15 minutes)

ROW 13	25	1:35.918	60	Steven LEWINGTON					
ROW 12		1:28.924	23	90	Andrew ROBINSON	24	1:33.328	91	Steve QUENBY
ROW 11	21	1:27.785	78	Charlie BRISKER	22	1:27.880	29	Mary BARNARD	
ROW 10		1:26.881	19	214	John GOLDSMITH	20	1:27.317	191	Philip Andrew BARRETT
ROW 9	17	1:25.113	27	David BROWN	18	1:25.127	22	Adrian JOHNSON	
ROW 8		1:25.002	15	32	Jake MICKLEWRIGHT	16	1:25.097	50	Christian YOUNG
ROW 7	13	1:24.786	46	Nicola FAVOT	14	1:24.795	141	James WINSTANLEY	
ROW 6		1:24.613	11	98	Alex LEWINGTON	12	1:24.613	128	Samuel GORMER
ROW 5	9	1:24.435	66	Hayden MCDONALD	10	1:24.451	67	David ABBITT	
ROW 4		1:23.576	7	68	Amy BARKER	8	1:23.582	14	Lloyd HUGGINS
ROW 3	5	1:23.355	9	Ian TOMLINSON	6	1:23.488	21	Matthew PENNEFATHER-NEAL	
ROW 2		1:21.761	3	92	Jordan JOHNSON	4	1:22.510	44	Matthew HALLAM
ROW 1	1	1:20.951	1	Ben SHORT	2	1:21.401	40	Ben HANCY	
Pole									
									

Castle Combe: 1.8500 miles

These results are provisional until the conclusion of any judicial and technical matters.

Clerk Of Course : Bob Honeysett

Stewards :

Timekeeper : Peter Knight

750MC 5Club Racing MX5 Cup

QUALIFYING - RACE 3 - LAP ANALYSIS

DIFF = Difference To Personal Best Lap

P1 1 Ben SHORT				
LAP	LAP TIME	DIFF	MPH	TIME OF DAY
1 -	1:21.408	0.457	81.81	09:53:14.545
2 -	1:21.204 (3)	0.253	82.01	09:54:35.749
3 -	1:21.986	1.035	81.23	09:55:57.735
4 -	1:24.323	3.372	78.98	09:57:22.058
5 -	1:21.318	0.367	81.90	09:58:43.376
6 -	1:21.396	0.445	81.82	10:00:04.772
7 -	1:20.973 (2)	0.022	82.25	10:01:25.745
8 -	1:21.264	0.313	81.95	10:02:47.009
9 -	1:20.951 (1)		82.27	10:04:07.960

P2 40 Ben HANCY				
LAP	LAP TIME	DIFF	MPH	TIME OF DAY
1 -	1:22.643	1.242	80.58	09:53:13.462
2 -	1:22.580	1.179	80.64	09:54:36.042
3 -	1:21.401 (1)		81.81	09:55:57.443
4 -	1:22.768	1.367	80.46	09:57:20.211
5 -	1:22.523 (3)	1.122	80.70	09:58:42.734
6 -	1:22.618	1.217	80.61	10:00:05.352
7 -	1:21.761 (2)	0.360	81.45	10:01:27.113
8 -	1:23.306	1.905	79.94	10:02:50.419
9 -	1:22.755	1.354	80.47	10:04:13.174

P3 92 Jordan JOHNSON				
LAP	LAP TIME	DIFF	MPH	TIME OF DAY
1 -	1:22.891	1.130	80.34	09:53:14.104
2 -	1:22.586	0.825	80.64	09:54:36.690
3 -	1:22.022 (3)	0.261	81.19	09:55:58.712
4 -	1:22.939	1.178	80.30	09:57:21.651
5 -	1:22.161	0.400	81.06	09:58:43.812
6 -	1:21.916 (2)	0.155	81.30	10:00:05.728
7 -	1:21.761 (1)		81.45	10:01:27.489
8 -	1:22.765	1.004	80.46	10:02:50.254
9 -	1:22.540	0.779	80.68	10:04:12.794

P4 44 Matthew HALLAM				
LAP	LAP TIME	DIFF	MPH	TIME OF DAY
1 -	1:23.323	0.813	79.93	09:53:15.306
2 -	1:22.510 (1)		80.71	09:54:37.816
3 -	1:22.620 (2)	0.110	80.61	09:56:00.436
4 -	1:22.752	0.242	80.48	09:57:23.188
5 -	1:22.645 (3)	0.135	80.58	09:58:45.833
6 -	1:23.176	0.666	80.07	10:00:09.009
7 -	1:23.816	1.306	79.46	10:01:32.825
8 -	1:22.920	0.410	80.31	10:02:55.745
9 -	1:24.099	1.589	79.19	10:04:19.844

P5 9 Ian TOMLINSON				
LAP	LAP TIME	DIFF	MPH	TIME OF DAY
1 -	1:23.487	0.132	79.77	09:53:23.820
2 -	1:24.293	0.938	79.01	09:54:48.113
3 -	1:23.707	0.352	79.56	09:56:11.820
4 -	1:23.708	0.353	79.56	09:57:35.528
5 -	1:23.472 (2)	0.117	79.78	09:58:59.000
6 -	1:23.355 (1)		79.89	10:00:22.355
7 -	1:23.594	0.239	79.67	10:01:45.949
8 -	1:23.472 (2)	0.117	79.78	10:03:09.421
9 -	1:23.603	0.248	79.66	10:04:33.024

DIFF = Difference To Personal Best Lap

P6 21 Matthew PENNEFATHER-NEAL				
LAP	LAP TIME	DIFF	MPH	TIME OF DAY
1 -	1:26.314	2.826	77.16	09:53:44.661
2 -	1:25.116	1.628	78.24	09:55:09.777
3 -	1:24.126	0.638	79.16	09:56:33.903
4 -	1:24.083	0.595	79.20	09:57:57.986
5 -	1:23.488 (1)		79.77	09:59:21.474
6 -	1:24.094	0.606	79.19	10:00:45.568
7 -	1:24.013 (2)	0.525	79.27	10:02:09.581
8 -	1:24.065 (3)	0.577	79.22	10:03:33.646

P7 68 Amy BARKER				
LAP	LAP TIME	DIFF	MPH	TIME OF DAY
1 -	1:24.696	1.120	78.63	09:53:19.664
2 -	1:24.524	0.948	78.79	09:54:44.188
3 -	1:24.260	0.684	79.04	09:56:08.448
4 -	1:24.641	1.065	78.68	09:57:33.089
5 -	1:24.286	0.710	79.01	09:58:57.375
6 -	1:24.224 (3)	0.648	79.07	10:00:21.599
7 -	1:25.487	1.911	77.90	10:01:47.086
8 -	1:23.576 (1)		79.68	10:03:10.662
9 -	1:24.019 (2)	0.443	79.26	10:04:34.681

P8 14 Lloyd HUGGINS				
LAP	LAP TIME	DIFF	MPH	TIME OF DAY
1 -	1:25.404	1.822	77.98	09:53:28.307
2 -	1:23.855	0.273	79.42	09:54:52.162
3 -	1:25.484	1.902	77.90	09:56:17.646
4 -	1:23.582 (1)		79.68	09:57:41.228
5 -	1:24.141	0.559	79.15	09:59:05.369
6 -	1:23.638 (2)	0.056	79.62	10:00:29.007
7 -	1:23.884	0.302	79.39	10:01:52.891
8 -	1:23.744 (3)	0.162	79.52	10:03:16.635

P9 66 Hayden MCDONALD				
LAP	LAP TIME	DIFF	MPH	TIME OF DAY
1 -	1:31.239	6.804	72.99	09:54:02.039
2 -	1:26.437	2.002	77.05	09:55:28.476
3 -	1:26.106	1.671	77.34	09:56:54.582
4 -	1:25.089 (3)	0.654	78.27	09:58:19.671
5 -	1:26.691	2.256	76.82	09:59:46.362
6 -	1:25.206	0.771	78.16	10:01:11.568
7 -	1:24.435 (1)		78.87	10:02:36.003
8 -	1:24.660 (2)	0.225	78.66	10:04:00.663

P10 67 David ABBITT				
LAP	LAP TIME	DIFF	MPH	TIME OF DAY
1 -	1:28.722	4.271	75.06	09:54:00.577
2 -	1:26.050	1.599	77.39	09:55:26.627
3 -	1:25.168	0.717	78.19	09:56:51.795
4 -	1:25.015	0.564	78.33	09:58:16.810
5 -	1:24.451 (1)		78.86	09:59:41.261
6 -	1:24.984 (3)	0.533	78.36	10:01:06.245
7 -	1:25.245	0.794	78.12	10:02:31.490
8 -	1:24.938 (2)	0.487	78.41	10:03:56.428

P11 98 Alex LEWINGTON				
LAP	LAP TIME	DIFF	MPH	TIME OF DAY
1 -	1:31.623	7.010	72.68	09:53:55.183
2 -	1:26.801	2.188	76.72	09:55:21.984

750MC 5Club Racing MX5 Cup

QUALIFYING - RACE 3 - LAP ANALYSIS

DIFF = Difference To Personal Best Lap

3 -	1:25.846 (3)	1.233	77.58	09:56:47.830
4 -	1:28.309	3.696	75.41	09:58:16.139
5 -	1:26.492	1.879	77.00	09:59:42.631
6 -	1:25.442 (2)	0.829	77.94	10:01:08.073
7 -	1:24.613 (1)		78.71	10:02:32.686
8 -	1:26.661	2.048	76.85	10:03:59.347

P12 128 Samuel GORMER

LAP	LAP TIME	DIFF	MPH	TIME OF DAY
1 -	1:26.261	1.648	77.20	09:53:25.826
2 -	1:25.163	0.550	78.20	09:54:50.989
3 -	1:27.635	3.022	75.99	09:56:18.624
4 -	1:24.910 (3)	0.297	78.43	09:57:43.534
5 -	1:25.977	1.364	77.46	09:59:09.511
6 -	1:26.146	1.533	77.31	10:00:35.657
7 -	1:24.903 (2)	0.290	78.44	10:02:00.560
8 -	1:24.613 (1)		78.71	10:03:25.173

P13 46 Nicola FAVOT

LAP	LAP TIME	DIFF	MPH	TIME OF DAY
1 -	1:28.980	4.194	74.84	09:53:59.343
2 -	1:26.654	1.868	76.85	09:55:25.997
3 -	1:26.780	1.994	76.74	09:56:52.777
4 -	1:25.574 (3)	0.788	77.82	09:58:18.351
5 -	1:26.125	1.339	77.32	09:59:44.476
6 -	1:24.786 (1)		78.55	10:01:09.262
7 -	1:25.204 (2)	0.418	78.16	10:02:34.466
8 -	1:25.850	1.064	77.57	10:04:00.316

P14 141 James WINSTANLEY

LAP	LAP TIME	DIFF	MPH	TIME OF DAY
1 -	1:30.283	5.488	73.76	09:53:39.813
2 -	1:27.029	2.234	76.52	09:55:06.842
3 -	1:26.451	1.656	77.03	09:56:33.293
4 -	1:25.862	1.067	77.56	09:57:59.155
5 -	1:25.171 (3)	0.376	78.19	09:59:24.326
6 -	1:24.795 (1)		78.54	10:00:49.121
7 -	1:24.920 (2)	0.125	78.42	10:02:14.041
8 -	1:25.678	0.883	77.73	10:03:39.719

P15 32 Jake MICKLEWRIGHT

LAP	LAP TIME	DIFF	MPH	TIME OF DAY
1 -	1:26.342	1.340	77.13	09:53:23.026
2 -	1:25.980	0.978	77.46	09:54:49.006
3 -	1:25.070 (2)	0.068	78.28	09:56:14.076
4 -	1:25.842	0.840	77.58	09:57:39.918
5 -	1:26.858	1.856	76.67	09:59:06.776
6 -	1:25.701	0.699	77.71	10:00:32.477
7 -	1:25.002 (1)		78.35	10:01:57.479
8 -	1:25.143 (3)	0.141	78.22	10:03:22.622

P16 50 Christian YOUNG

LAP	LAP TIME	DIFF	MPH	TIME OF DAY
1 -	1:34.675	9.578	70.34	09:53:57.625
2 -	1:30.103	5.006	73.91	09:55:27.728
3 -	1:26.113 (3)	1.016	77.34	09:56:53.841
4 -	1:25.097 (1)		78.26	09:58:18.938
5 -	1:26.422	1.325	77.06	09:59:45.360
6 -	1:27.857	2.760	75.80	10:01:13.217
7 -	1:26.372	1.275	77.10	10:02:39.589
8 -	1:25.946 (2)	0.849	77.49	10:04:05.535

DIFF = Difference To Personal Best Lap

P17 27 David BROWN				
LAP	LAP TIME	DIFF	MPH	TIME OF DAY
1 -	1:32.155	7.042	72.26	09:53:51.750
2 -	1:27.052	1.939	76.50	09:55:18.802
3 -	1:27.614	2.501	76.01	09:56:46.416
4 -	1:26.127 (2)	1.014	77.32	09:58:12.543
5 -	1:25.113 (1)		78.24	09:59:37.656
6 -	1:26.566 (3)	1.453	76.93	10:01:04.222
7 -	1:27.168	2.055	76.40	10:02:31.390
8 -	1:27.358	2.245	76.23	10:03:58.748

P18 22 Adrian JOHNSON

LAP	LAP TIME	DIFF	MPH	TIME OF DAY
1 -	1:30.912	5.785	73.25	09:53:39.312
2 -	1:27.034	1.907	76.52	09:55:06.346
3 -	1:25.875	0.748	77.55	09:56:32.221
4 -	1:25.629	0.502	77.77	09:57:57.850
5 -	1:25.550 (3)	0.423	77.84	09:59:23.400
6 -	1:25.193 (2)	0.066	78.17	10:00:48.593
7 -	1:25.127 (1)		78.23	10:02:13.720
8 -	1:25.710	0.583	77.70	10:03:39.430

P19 214 John GOLDSMITH

LAP	LAP TIME	DIFF	MPH	TIME OF DAY
1 -	1:29.241	2.360	74.62	09:53:47.341
2 -	1:27.149 (3)	0.268	76.42	09:55:14.490
3 -	1:27.110 (2)	0.229	76.45	09:56:41.600
4 -	1:26.881 (1)		76.65	09:58:08.481
5 -	1:27.216	0.335	76.36	09:59:35.697
6 -	1:28.076	1.195	75.61	10:01:03.773
7 -	1:27.337	0.456	76.25	10:02:31.110
8 -	1:27.297	0.416	76.29	10:03:58.407

P20 191 Philip Andrew BARRETT

LAP	LAP TIME	DIFF	MPH	TIME OF DAY
1 -	1:31.270	3.953	72.97	09:53:56.675
2 -	1:28.515 (3)	1.198	75.24	09:55:25.190
3 -	1:31.007	3.690	73.18	09:56:56.197
4 -	1:27.317 (1)		76.27	09:58:23.514
5 -	1:28.363 (2)	1.046	75.37	09:59:51.877
6 -	1:28.960	1.643	74.86	10:01:20.837
7 -	1:29.360	2.043	74.53	10:02:50.197
8 -	1:32.005	4.688	72.38	10:04:22.202

P21 78 Charlie BRISKER

LAP	LAP TIME	DIFF	MPH	TIME OF DAY
1 -	1:31.216	3.431	73.01	09:53:45.893
2 -	1:30.884	3.099	73.28	09:55:16.777
3 -	1:29.282 (3)	1.497	74.59	09:56:46.059
4 -	1:29.739	1.954	74.21	09:58:15.798
5 -	1:32.548	4.763	71.96	09:59:48.346
6 -	1:30.444	2.659	73.63	10:01:18.790
7 -	1:27.785 (1)		75.86	10:02:46.575
8 -	1:29.104 (2)	1.319	74.74	10:04:15.679

P22 29 Mary BARNARD

LAP	LAP TIME	DIFF	MPH	TIME OF DAY
1 -	1:36.502	8.622	69.01	09:54:06.765
2 -	1:30.098	2.218	73.91	09:55:36.863
3 -	1:29.549	1.669	74.37	09:57:06.412

750MC 5Club Racing MX5 Cup

QUALIFYING - RACE 3 - LAP ANALYSIS

DIFF = Difference To Personal Best Lap

4 -	1:29.016	1.136	74.81	09:58:35.428
5 -	1:28.935 (3)	1.055	74.88	10:00:04.363
6 -	1:31.755	3.875	72.58	10:01:36.118
7 -	1:28.284 (2)	0.404	75.43	10:03:04.402
8 -	1:27.880 (1)		75.78	10:04:32.282

P23 90 Andrew ROBINSON				
LAP	LAP TIME	DIFF	MPH	TIME OF DAY

1 -	1:31.537	2.613	72.75	09:54:00.443
2 -	1:33.903	4.979	70.92	09:55:34.346
3 -	1:29.858 (3)	0.934	74.11	09:57:04.204
4 -	1:28.924 (1)		74.89	09:58:33.128
5 -	1:30.501	1.577	73.59	10:00:03.629
6 -	1:35.827	6.903	69.50	10:01:39.456
7 -	1:29.317 (2)	0.393	74.56	10:03:08.773
8 -	1:30.595	1.671	73.51	10:04:39.368

P24 91 Steve QUENBY				
LAP	LAP TIME	DIFF	MPH	TIME OF DAY

1 -	1:41.433 (3)	8.105	65.65	09:53:59.057
2 -	1:38.896 (2)	5.568	67.34	09:55:37.953
3 -	1:33.328 (1)		71.36	09:57:11.281
4 -	1:42.868 P	9.540	64.74	09:58:54.149
5 -	2:42.296 P	1:08.968	41.03	10:01:36.445

P25 60 Steven LEWINGTON				
LAP	LAP TIME	DIFF	MPH	TIME OF DAY

1 -	1:38.565	2.647	67.56	09:54:06.582
2 -	1:38.874	2.956	67.35	09:55:45.456
3 -	1:39.841	3.923	66.70	09:57:25.297
4 -	1:38.923	3.005	67.32	09:59:04.220
5 -	1:37.847 (2)	1.929	68.06	10:00:42.067
6 -	1:38.472 (3)	2.554	67.63	10:02:20.539
7 -	1:35.918 (1)		69.43	10:03:56.457

750MC 5Club Racing MX5 Cup

QUALIFYING - RACE 3 - STATISTICS

Competitors Started 25
Planned Start 2022-06-11 @ 09:25:00.000
Actual Start 2022-06-11 @ 09:50:13.814
Finish Time 2022-06-11 @ 10:03:15.170
Track Length 1.8500mi.
Total Laps 202
Total Distance Covered 373.7017mi.

Session Fastest Lap History

NO	NAME	LAP TIME	TIME OF DAY	LAP	VEHICLE
40	Ben HANCY	1:22.643	09:53:13.462	1	Mazda MX5
1	Ben SHORT	1:21.408	09:53:14.547	1	Mazda MX5
1	Ben SHORT	1:21.204	09:54:35.750	2	Mazda MX5
1	Ben SHORT	1:20.973	10:01:25.746	7	Mazda MX5
1	Ben SHORT	1:20.951	10:04:07.961	9	Mazda MX5

Flag History

TYPE	TIME OF DAY
GREEN	09:50:13.814
FINISH	10:03:15.170

Flag Statistics

TYPE	COUNT	TOTAL LAPS	TOTAL TIME
Green	1	9	14:42.441
Red	0	0	0.000
Safety Car	0	0	0.000
FCY	0	0	0.000

750MC 5Club Racing MX5 Cup

RACE 3 - CLASSIFICATION

POS	NO	NAME	ENTRY	LAPS	TIME	GAP	DIFF	MPH	BEST	ON
1	1	Ben SHORT	Mazda MX5	11	15:08.171			80.66	1:21.494	3
2	40	Ben HANCY	Mazda MX5	11	15:12.709	4.538	4.538	80.26	1:21.979	4
3	92	Jordan JOHNSON	Mazda MX5	11	15:13.113	4.942	0.404	80.23	1:21.861	5
4	44	Matthew HALLAM	Mazda MX5	11	15:24.035	15.864	10.922	79.28	1:22.533	2
5	9	Ian TOMLINSON	Mazda MX5	11	15:24.321	16.150	0.286	79.25	1:22.741	4
6	21	Matthew PENNEFATHER-NEAL	Mazda MX5	11	15:25.258	17.087	0.937	79.17	1:22.878	4
7	14	Lloyd HUGGINS	Mazda MX5	11	15:28.856	20.685	3.598	78.87	1:23.260	2
8	66	Hayden MCDONALD	Mazda MX5	11	15:39.743	31.572	10.887	77.95	1:23.781	2
9	67	David ABBITT	Mazda MX5	11	15:40.156	31.985	0.413	77.92	1:24.104	6
10	50	Christian YOUNG	Mazda MX5	11	15:40.583	32.412	0.427	77.88	1:24.088	7
11	68	Amy BARKER	Mazda MX5	11	15:40.905	32.734	0.322	77.86	1:24.151	7
12	141	James WINSTANLEY	Mazda MX5	11	15:43.298	35.127	2.393	77.66	1:23.451	11
13	128	Samuel GORMER	Mazda MX5	11	15:53.396	45.225	10.098	76.84	1:24.365	5
14	22	Adrian JOHNSON	Mazda MX5	11	15:53.399	45.228	0.003	76.84	1:24.680	5
15	27	David BROWN	Mazda MX5	11	15:54.085	45.914	0.686	76.78	1:24.584	4
16	46	Nicola FAVOT	Mazda MX5	11	15:55.006	46.835	0.921	76.71	1:25.117	2
17	32	Jake MICKLEWRIGHT	Mazda MX5	11	15:55.316	47.145	0.310	76.68	1:24.674	8
18	98	Alex LEWINGTON	Mazda MX5	11	15:55.614	47.443	0.298	76.66	1:24.876	8
19	214	John GOLDSMITH	Mazda MX5	11	16:13.526	1:05.355	17.912	75.25	1:26.029	8
20	29	Mary BARNARD	Mazda MX5	11	16:13.854	1:05.683	0.328	75.22	1:26.568	8
21	191	Philip Andrew BARRETT	Mazda MX5	11	16:21.837	1:13.666	7.983	74.61	1:27.174	6
22	91	Steve QUENBY	Mazda MX5	11	16:24.840	1:16.669	3.003	74.38	1:27.752	8
23	90	Andrew ROBINSON	Mazda MX5	11	16:25.279	1:17.108	0.439	74.35	1:27.837	6
24	78	Charlie BRISKER	Mazda MX5	10	15:16.543	1 Lap	1 Lap	72.66	1:28.109	6
25	60	Steven LEWINGTON	Mazda MX5	10	16:03.107	1 Lap	46.564	69.15	1:34.221	2

FASTEST LAP

1	Ben SHORT	Mazda MX5	3	1:21.494	81.72 mph	131.52 kph
---	-----------	-----------	---	----------	-----------	------------

Car No 90 - 5 Place Grid Penalty from previous round.

Weather / Track : Bright / Dry

These results are provisional until the conclusion of any judicial and technical matters.


Race Distance: 11 Laps / 20.35 miles

Castle Combe: 1.8500 miles

Date: 11/06/2022 Start: 13:53 Finish: 14:09

Clerk Of Course : Bob Honeysett	Stewards :	Timekeeper : Peter Knight
---------------------------------	------------	---------------------------

750MC 5Club Racing MX5 Cup
RACE 11 - GRID (15 minutes)

ROW 13	25	60 Steven LEWINGTON	
ROW 12		23 90 Andrew ROBINSON	24 78 Charlie BRISKER
ROW 11	21	191 Philip Andrew BARRETT	22 91 Steve QUENBY
ROW 10		19 214 John GOLDSMITH	20 29 Mary BARNARD
ROW 9	17	32 Jake MICKLEWRIGHT	18 98 Alex LEWINGTON
ROW 8		15 27 David BROWN	16 46 Nicola FAVOT
ROW 7	13	128 Samuel GORMER	14 22 Adrian JOHNSON
ROW 6		11 68 Amy BARKER	12 141 James WINSTANLEY
ROW 5	9	67 David ABBITT	10 50 Christian YOUNG
ROW 4		7 14 Lloyd HUGGINS	8 66 Hayden MCDONALD
ROW 3	5	9 Ian TOMLINSON	6 21 Matthew PENNEFATHER-NEAL
ROW 2		3 92 Jordan JOHNSON	4 44 Matthew HALLAM
ROW 1	1	1 Ben SHORT	2 40 Ben HANCY
Pole			
			

Castle Combe: 1.8500 miles

These results are provisional until the conclusion of any judicial and technical matters.

Clerk Of Course : Bob Honeysett

Stewards :

Timekeeper : Peter Knight

750MC 5Club Racing MX5 Cup

RACE 3 - LAP ANALYSIS

DIFF = Difference To Personal Best Lap

P1 1 Ben SHORT				
LAP	LAP TIME	DIFF	MPH	TIME OF DAY
1 -	1:29.012	7.518	74.82	13:55:25.328
2 -	1:22.010	0.516	81.20	13:56:47.338
3 -	1:21.494 (1)		81.72	13:58:08.832
4 -	1:21.951	0.457	81.26	13:59:30.783
5 -	1:21.912	0.418	81.30	14:00:52.695
6 -	1:21.659 (2)	0.165	81.55	14:02:14.354
7 -	1:21.823	0.329	81.39	14:03:36.177
8 -	1:22.017	0.523	81.20	14:04:58.194
9 -	1:21.996	0.502	81.22	14:06:20.190
10 -	1:21.811 (3)	0.317	81.40	14:07:42.001
11 -	1:22.486	0.992	80.74	14:09:04.487

P2 40 Ben HANCY				
LAP	LAP TIME	DIFF	MPH	TIME OF DAY
1 -	1:29.538	7.559	74.38	13:55:25.854
2 -	1:22.331	0.352	80.89	13:56:48.185
3 -	1:22.033 (2)	0.054	81.18	13:58:10.218
4 -	1:21.979 (1)		81.24	13:59:32.197
5 -	1:22.079	0.100	81.14	14:00:54.276
6 -	1:22.149	0.170	81.07	14:02:16.425
7 -	1:22.279	0.300	80.94	14:03:38.704
8 -	1:22.393	0.414	80.83	14:05:01.097
9 -	1:22.050 (3)	0.071	81.17	14:06:23.147
10 -	1:22.567	0.588	80.66	14:07:45.714
11 -	1:23.311	1.332	79.94	14:09:09.025

P3 92 Jordan JOHNSON				
LAP	LAP TIME	DIFF	MPH	TIME OF DAY
1 -	1:29.881	8.020	74.09	13:55:26.197
2 -	1:22.208	0.347	81.01	13:56:48.405
3 -	1:22.258	0.397	80.96	13:58:10.663
4 -	1:22.292	0.431	80.93	13:59:32.955
5 -	1:21.861 (1)		81.35	14:00:54.816
6 -	1:22.146 (3)	0.285	81.07	14:02:16.962
7 -	1:22.385	0.524	80.84	14:03:39.347
8 -	1:22.487	0.626	80.74	14:05:01.834
9 -	1:22.050 (2)	0.189	81.17	14:06:23.884
10 -	1:22.663	0.802	80.56	14:07:46.547
11 -	1:22.882	1.021	80.35	14:09:09.429

P4 44 Matthew HALLAM				
LAP	LAP TIME	DIFF	MPH	TIME OF DAY
1 -	1:30.588	8.055	73.51	13:55:26.904
2 -	1:22.533 (1)		80.69	13:56:49.437
3 -	1:23.080 (2)	0.547	80.16	13:58:12.517
4 -	1:23.145 (3)	0.612	80.10	13:59:35.662
5 -	1:23.361	0.828	79.89	14:00:59.023
6 -	1:23.278	0.745	79.97	14:02:22.301
7 -	1:23.472	0.939	79.78	14:03:45.773
8 -	1:23.273	0.740	79.97	14:05:09.046
9 -	1:23.457	0.924	79.80	14:06:32.503
10 -	1:23.930	1.397	79.35	14:07:56.433
11 -	1:23.918	1.385	79.36	14:09:20.351

P5 9 Ian TOMLINSON				
LAP	LAP TIME	DIFF	MPH	TIME OF DAY
1 -	1:31.431	8.690	72.84	13:55:27.747
2 -	1:23.043 (3)	0.302	80.19	13:56:50.790
3 -	1:23.398	0.657	79.85	13:58:14.188

DIFF = Difference To Personal Best Lap

4 -	1:22.741 (1)		80.49	13:59:36.929
5 -	1:22.829 (2)	0.088	80.40	14:00:59.758
6 -	1:23.057	0.316	80.18	14:02:22.815
7 -	1:23.348	0.607	79.90	14:03:46.163
8 -	1:23.339	0.598	79.91	14:05:09.502
9 -	1:23.092	0.351	80.15	14:06:32.594
10 -	1:24.189	1.448	79.10	14:07:56.783
11 -	1:23.854	1.113	79.42	14:09:20.637

P6 21 Matthew PENNEFATHER-NEAL				
LAP	LAP TIME	DIFF	MPH	TIME OF DAY
1 -	1:31.167	8.289	73.05	13:55:27.483
2 -	1:23.512	0.634	79.74	13:56:50.995
3 -	1:23.349	0.471	79.90	13:58:14.344
4 -	1:22.878 (1)		80.35	13:59:37.222
5 -	1:23.099	0.221	80.14	14:01:00.321
6 -	1:23.036 (3)	0.158	80.20	14:02:23.357
7 -	1:23.411	0.533	79.84	14:03:46.768
8 -	1:23.402	0.524	79.85	14:05:10.170
9 -	1:22.947 (2)	0.069	80.29	14:06:33.117
10 -	1:24.301	1.423	79.00	14:07:57.418
11 -	1:24.156	1.278	79.13	14:09:21.574

P7 14 Lloyd HUGGINS				
LAP	LAP TIME	DIFF	MPH	TIME OF DAY
1 -	1:32.229	8.969	72.21	13:55:28.545
2 -	1:23.260 (1)		79.99	13:56:51.805
3 -	1:23.515	0.255	79.74	13:58:15.320
4 -	1:23.610	0.350	79.65	13:59:38.930
5 -	1:23.705	0.445	79.56	14:01:02.635
6 -	1:23.369 (2)	0.109	79.88	14:02:26.004
7 -	1:23.718	0.458	79.55	14:03:49.722
8 -	1:23.405 (3)	0.145	79.85	14:05:13.127
9 -	1:24.048	0.788	79.24	14:06:37.175
10 -	1:24.121	0.861	79.17	14:08:01.296
11 -	1:23.876	0.616	79.40	14:09:25.172

P8 66 Hayden MCDONALD				
LAP	LAP TIME	DIFF	MPH	TIME OF DAY
1 -	1:33.172	9.391	71.48	13:55:29.488
2 -	1:23.781 (1)		79.49	13:56:53.269
3 -	1:24.593 (3)	0.812	78.73	13:58:17.862
4 -	1:24.015 (2)	0.234	79.27	13:59:41.877
5 -	1:24.656	0.875	78.67	14:01:06.533
6 -	1:24.631	0.850	78.69	14:02:31.164
7 -	1:24.856	1.075	78.48	14:03:56.020
8 -	1:24.741	0.960	78.59	14:05:20.761
9 -	1:25.199	1.418	78.17	14:06:45.960
10 -	1:25.172	1.391	78.19	14:08:11.132
11 -	1:24.927	1.146	78.42	14:09:36.059

P9 67 David ABBITT				
LAP	LAP TIME	DIFF	MPH	TIME OF DAY
1 -	1:33.805	9.701	70.99	13:55:30.121
2 -	1:24.365 (3)	0.261	78.94	13:56:54.486
3 -	1:24.539	0.435	78.78	13:58:19.025
4 -	1:24.424	0.320	78.88	13:59:43.449
5 -	1:25.007	0.903	78.34	14:01:08.456
6 -	1:24.104 (1)		79.18	14:02:32.560
7 -	1:24.120 (2)	0.016	79.17	14:03:56.680
8 -	1:24.415	0.311	78.89	14:05:21.095
9 -	1:25.168	1.064	78.19	14:06:46.263

750MC 5Club Racing MX5 Cup

RACE 3 - LAP ANALYSIS

DIFF = Difference To Personal Best Lap

10 -	1:24.998	0.894	78.35	14:08:11.261
11 -	1:25.211	1.107	78.15	14:09:36.472

P10 50 Christian YOUNG				
LAP	LAP TIME	DIFF	MPH	TIME OF DAY
1 -	1:34.488	10.400	70.48	13:55:30.804
2 -	1:24.903	0.815	78.44	13:56:55.707
3 -	1:24.125 (2)	0.037	79.16	13:58:19.832
4 -	1:24.221	0.133	79.07	13:59:44.053
5 -	1:24.789	0.701	78.54	14:01:08.842
6 -	1:24.209 (3)	0.121	79.08	14:02:33.051
7 -	1:24.088 (1)		79.20	14:03:57.139
8 -	1:24.520	0.432	78.79	14:05:21.659
9 -	1:25.028	0.940	78.32	14:06:46.687
10 -	1:24.839	0.751	78.50	14:08:11.526
11 -	1:25.373	1.285	78.01	14:09:36.899

P11 68 Amy BARKER				
LAP	LAP TIME	DIFF	MPH	TIME OF DAY
1 -	1:34.140	9.989	70.74	13:55:30.456
2 -	1:25.525	1.374	77.87	13:56:55.981
3 -	1:24.398	0.247	78.91	13:58:20.379
4 -	1:24.547	0.396	78.77	13:59:44.926
5 -	1:24.295	0.144	79.00	14:01:09.221
6 -	1:24.271 (3)	0.120	79.03	14:02:33.492
7 -	1:24.151 (1)		79.14	14:03:57.643
8 -	1:24.180 (2)	0.029	79.11	14:05:21.823
9 -	1:25.041	0.890	78.31	14:06:46.864
10 -	1:24.864	0.713	78.47	14:08:11.728
11 -	1:25.493	1.342	77.90	14:09:37.221

P12 141 James WINSTANLEY				
LAP	LAP TIME	DIFF	MPH	TIME OF DAY
1 -	1:35.828	12.377	69.49	13:55:32.144
2 -	1:24.783	1.332	78.55	13:56:56.927
3 -	1:25.586	2.135	77.81	13:58:22.513
4 -	1:25.647	2.196	77.76	13:59:48.160
5 -	1:24.299 (3)	0.848	79.00	14:01:12.459
6 -	1:24.788	1.337	78.54	14:02:37.247
7 -	1:25.284	1.833	78.09	14:04:02.531
8 -	1:24.741	1.290	78.59	14:05:27.272
9 -	1:24.705	1.254	78.62	14:06:51.977
10 -	1:24.186 (2)	0.735	79.11	14:08:16.163
11 -	1:23.451 (1)		79.80	14:09:39.614

P13 128 Samuel GORMER				
LAP	LAP TIME	DIFF	MPH	TIME OF DAY
1 -	1:36.233	11.868	69.20	13:55:32.549
2 -	1:24.835 (2)	0.470	78.50	13:56:57.384
3 -	1:25.357	0.992	78.02	13:58:22.741
4 -	1:25.692	1.327	77.72	13:59:48.433
5 -	1:24.365 (1)		78.94	14:01:12.798
6 -	1:25.078	0.713	78.28	14:02:37.876
7 -	1:27.073	2.708	76.48	14:04:04.949
8 -	1:26.371	2.006	77.10	14:05:31.320
9 -	1:25.031 (3)	0.666	78.32	14:06:56.351
10 -	1:26.084	1.719	77.36	14:08:22.435
11 -	1:27.277	2.912	76.30	14:09:49.712

DIFF = Difference To Personal Best Lap

P14 22 Adrian JOHNSON				
LAP	LAP TIME	DIFF	MPH	TIME OF DAY
1 -	1:35.425	10.745	69.79	13:55:31.741
2 -	1:24.803 (2)	0.123	78.53	13:56:56.544
3 -	1:25.195	0.515	78.17	13:58:21.739
4 -	1:25.835	1.155	77.59	13:59:47.574
5 -	1:24.680 (1)		78.64	14:01:12.254
6 -	1:24.830 (3)	0.150	78.51	14:02:37.084
7 -	1:28.262	3.582	75.45	14:04:05.346
8 -	1:25.493	0.813	77.90	14:05:30.839
9 -	1:25.095	0.415	78.26	14:06:55.934
10 -	1:27.716	3.036	75.92	14:08:23.650
11 -	1:26.065	1.385	77.38	14:09:49.715

P15 27 David BROWN				
LAP	LAP TIME	DIFF	MPH	TIME OF DAY
1 -	1:38.585	14.001	67.55	13:55:34.901
2 -	1:25.009	0.425	78.34	13:56:59.910
3 -	1:25.417	0.833	77.97	13:58:25.327
4 -	1:24.584 (1)		78.73	13:59:49.911
5 -	1:24.971 (3)	0.387	78.38	14:01:14.882
6 -	1:27.619	3.035	76.01	14:02:42.501
7 -	1:26.461	1.877	77.02	14:04:08.962
8 -	1:24.922 (2)	0.338	78.42	14:05:33.884
9 -	1:26.028	1.444	77.41	14:06:59.912
10 -	1:25.379	0.795	78.00	14:08:25.291
11 -	1:25.110	0.526	78.25	14:09:50.401

P16 46 Nicola FAVOT				
LAP	LAP TIME	DIFF	MPH	TIME OF DAY
1 -	1:34.848	9.731	70.21	13:55:31.164
2 -	1:25.117 (1)		78.24	13:56:56.281
3 -	1:25.966	0.849	77.47	13:58:22.247
4 -	1:26.779	1.662	76.74	13:59:49.026
5 -	1:25.471 (3)	0.354	77.92	14:01:14.497
6 -	1:27.625	2.508	76.00	14:02:42.122
7 -	1:26.277	1.160	77.19	14:04:08.399
8 -	1:25.160 (2)	0.043	78.20	14:05:33.559
9 -	1:26.072	0.955	77.37	14:06:59.631
10 -	1:26.141	1.024	77.31	14:08:25.772
11 -	1:25.550	0.433	77.84	14:09:51.322

P17 32 Jake MICKLEWRIGHT				
LAP	LAP TIME	DIFF	MPH	TIME OF DAY
1 -	1:37.501	12.827	68.30	13:55:33.817
2 -	1:24.776 (2)	0.102	78.56	13:56:58.593
3 -	1:27.386	2.712	76.21	13:58:25.979
4 -	1:25.672	0.998	77.73	13:59:51.651
5 -	1:25.375 (3)	0.701	78.00	14:01:17.026
6 -	1:26.119	1.445	77.33	14:02:43.145
7 -	1:26.537	1.863	76.96	14:04:09.682
8 -	1:24.674 (1)		78.65	14:05:34.356
9 -	1:25.934	1.260	77.50	14:07:00.290
10 -	1:25.809	1.135	77.61	14:08:26.099
11 -	1:25.533	0.859	77.86	14:09:51.632

P18 98 Alex LEWINGTON				
LAP	LAP TIME	DIFF	MPH	TIME OF DAY
1 -	1:36.777	11.901	68.81	13:55:33.093
2 -	1:24.901 (2)	0.025	78.44	13:56:57.994
3 -	1:25.501	0.625	77.89	13:58:23.495

750MC 5Club Racing MX5 Cup

RACE 3 - LAP ANALYSIS

DIFF = Difference To Personal Best Lap

4 -	1:26.015	1.139	77.42	13:59:49.510
5 -	1:25.607	0.731	77.79	14:01:15.117
6 -	1:27.714	2.838	75.92	14:02:42.831
7 -	1:27.164	2.288	76.40	14:04:09.995
8 -	1:24.876 (1)		78.46	14:05:34.871
9 -	1:25.828	0.952	77.59	14:07:00.699
10 -	1:25.804	0.928	77.61	14:08:26.503
11 -	1:25.427 (3)	0.551	77.96	14:09:51.930

P19 214 John GOLDSMITH

LAP	LAP TIME	DIFF	MPH	TIME OF DAY
1 -	1:41.427	15.398	65.66	13:55:37.743
2 -	1:28.710	2.681	75.07	13:57:06.453
3 -	1:27.330	1.301	76.26	13:58:33.783
4 -	1:27.929	1.900	75.74	14:00:01.712
5 -	1:26.946	0.917	76.59	14:01:28.658
6 -	1:26.254 (3)	0.225	77.21	14:02:54.912
7 -	1:26.178 (2)	0.149	77.28	14:04:21.090
8 -	1:26.029 (1)		77.41	14:05:47.119
9 -	1:27.766	1.737	75.88	14:07:14.885
10 -	1:27.093	1.064	76.47	14:08:41.978
11 -	1:27.864	1.835	75.79	14:10:09.842

P20 29 Mary BARNARD

LAP	LAP TIME	DIFF	MPH	TIME OF DAY
1 -	1:38.216	11.648	67.80	13:55:34.532
2 -	1:27.572	1.004	76.05	13:57:02.104
3 -	1:27.675	1.107	75.96	13:58:29.779
4 -	1:27.583	1.015	76.04	13:59:57.362
5 -	1:27.252 (3)	0.684	76.33	14:01:24.614
6 -	1:27.477	0.909	76.13	14:02:52.091
7 -	1:27.256	0.688	76.32	14:04:19.347
8 -	1:26.568 (1)		76.93	14:05:45.915
9 -	1:28.150	1.582	75.55	14:07:14.065
10 -	1:27.133 (2)	0.565	76.43	14:08:41.198
11 -	1:28.972	2.404	74.85	14:10:10.170

P21 191 Philip Andrew BARRETT

LAP	LAP TIME	DIFF	MPH	TIME OF DAY
1 -	1:39.649	12.475	66.83	13:55:35.965
2 -	1:28.690	1.516	75.09	13:57:04.655
3 -	1:27.783 (3)	0.609	75.86	13:58:32.438
4 -	1:29.418	2.244	74.48	14:00:01.856
5 -	1:28.193	1.019	75.51	14:01:30.049
6 -	1:27.174 (1)		76.39	14:02:57.223
7 -	1:28.796	1.622	75.00	14:04:26.019
8 -	1:27.555 (2)	0.381	76.06	14:05:53.574
9 -	1:28.036	0.862	75.65	14:07:21.610
10 -	1:28.174	1.000	75.53	14:08:49.784
11 -	1:28.369	1.195	75.36	14:10:18.153

P22 91 Steve QUENBY

LAP	LAP TIME	DIFF	MPH	TIME OF DAY
1 -	1:40.743	12.991	66.10	13:55:37.059
2 -	1:28.503	0.751	75.25	13:57:05.562
3 -	1:29.323	1.571	74.56	13:58:34.885
4 -	1:28.526	0.774	75.23	14:00:03.411
5 -	1:28.097 (3)	0.345	75.59	14:01:31.508
6 -	1:27.848 (2)	0.096	75.81	14:02:59.356
7 -	1:28.109	0.357	75.58	14:04:27.465
8 -	1:27.752 (1)		75.89	14:05:55.217
9 -	1:28.864	1.112	74.94	14:07:24.081

DIFF = Difference To Personal Best Lap

10 -	1:28.354	0.602	75.37	14:08:52.435
11 -	1:28.721	0.969	75.06	14:10:21.156

P23 90 Andrew ROBINSON

LAP	LAP TIME	DIFF	MPH	TIME OF DAY
1 -	1:42.057	14.220	65.25	13:55:38.373
2 -	1:29.059	1.222	74.78	13:57:07.432
3 -	1:28.675	0.838	75.10	13:58:36.107
4 -	1:28.582	0.745	75.18	14:00:04.689
5 -	1:28.366	0.529	75.36	14:01:33.055
6 -	1:27.837 (1)		75.82	14:03:00.892
7 -	1:28.031 (2)	0.194	75.65	14:04:28.923
8 -	1:28.074 (3)	0.237	75.61	14:05:56.997
9 -	1:28.080	0.243	75.61	14:07:25.077
10 -	1:28.272	0.435	75.44	14:08:53.349
11 -	1:28.246	0.409	75.47	14:10:21.595

P24 78 Charlie BRISKER

LAP	LAP TIME	DIFF	MPH	TIME OF DAY
1 -	1:51.031	22.922	59.98	13:55:47.347
2 -	1:28.558 (3)	0.449	75.20	13:57:15.905
3 -	1:29.763	1.654	74.19	13:58:45.668
4 -	1:30.451	2.342	73.63	14:00:16.119
5 -	1:29.768	1.659	74.19	14:01:45.887
6 -	1:28.109 (1)		75.58	14:03:13.996
7 -	1:29.537	1.428	74.38	14:04:43.533
8 -	1:28.292 (2)	0.183	75.43	14:06:11.825
9 -	1:29.629	1.520	74.30	14:07:41.454
10 -	1:31.405	3.296	72.86	14:09:12.859

P25 60 Steven LEWINGTON

LAP	LAP TIME	DIFF	MPH	TIME OF DAY
1 -	1:44.688	10.467	63.61	13:55:41.004
2 -	1:34.221 (1)		70.68	13:57:15.225
3 -	1:34.227 (2)	0.006	70.68	13:58:49.452
4 -	1:34.505	0.284	70.47	14:00:23.957
5 -	1:34.324 (3)	0.103	70.60	14:01:58.281
6 -	1:34.364	0.143	70.57	14:03:32.645
7 -	1:35.336	1.115	69.85	14:05:07.981
8 -	1:36.997	2.776	68.66	14:06:44.978
9 -	1:35.699	1.478	69.59	14:08:20.677
10 -	1:38.746	4.525	67.44	14:09:59.423

750MC 5Club Racing MX5 Cup

RACE 3 - LAP CHART

LAP 1 @ 13:55:25.328			LAP 2 @ 13:56:47.338			LAP 3 @ 13:58:08.832			LAP 4 @ 13:59:30.783			LAP 5 @ 14:00:52.695		
NO	BEHIND	LAP TIME	NO	BEHIND	LAP TIME	NO	BEHIND	LAP TIME	NO	BEHIND	LAP TIME	NO	BEHIND	LAP TIME
1		1:29.012	1		1:22.010	1		1:21.494	1		1:21.951	1		1:21.912
40	0.526	1:29.538	40	0.847	1:22.331	40	1.386	1:22.033	40	1.414	1:21.979	40	1.581	1:22.079
92	0.869	1:29.881	92	1.067	1:22.208	92	1.831	1:22.258	92	2.172	1:22.292	92	2.121	1:21.861
44	1.576	1:30.588	44	2.099	1:22.533	44	3.685	1:23.080	44	4.879	1:23.145	44	6.328	1:23.361
21	2.155	1:31.167	9	3.452	1:23.043	9	5.356	1:23.398	9	6.146	1:22.741	9	7.063	1:22.829
9	2.419	1:31.431	21	3.657	1:23.512	21	5.512	1:23.349	21	6.439	1:22.878	21	7.626	1:23.099
14	3.217	1:32.229	14	4.467	1:23.260	14	6.488	1:23.515	14	8.147	1:23.610	14	9.940	1:23.705
66	4.160	1:33.172	66	5.931	1:23.781	66	9.030	1:24.593	66	11.094	1:24.015	66	13.838	1:24.656
67	4.793	1:33.805	67	7.148	1:24.365	67	10.193	1:24.539	67	12.666	1:24.424	67	15.761	1:25.007
68	5.128	1:34.140	50	8.369	1:24.903	50	11.000	1:24.125	50	13.270	1:24.221	50	16.147	1:24.789
50	5.476	1:34.488	68	8.643	1:25.525	68	11.547	1:24.398	68	14.143	1:24.547	68	16.526	1:24.295
46	5.836	1:34.848	46	8.943	1:25.117	22	12.907	1:25.195	22	16.791	1:25.835	22	19.559	1:24.680
22	6.413	1:35.425	22	9.206	1:24.803	46	13.415	1:25.966	141	17.377	1:25.647	141	19.764	1:24.299
141	6.816	1:35.828	141	9.589	1:24.783	141	13.681	1:25.586	128	17.650	1:25.692	128	20.103	1:24.365
128	7.221	1:36.233	128	10.046	1:24.835	128	13.909	1:25.357	46	18.243	1:26.779	46	21.802	1:25.471
98	7.765	1:36.777	98	10.656	1:24.901	98	14.663	1:25.501	98	18.727	1:26.015	27	22.187	1:24.971
32	8.489	1:37.501	32	11.255	1:24.776	27	16.495	1:25.417	27	19.128	1:24.584	98	22.422	1:25.607
29	9.204	1:38.216	27	12.572	1:25.009	32	17.147	1:27.386	32	20.868	1:25.672	32	24.331	1:25.375
27	9.573	1:38.585	29	14.766	1:27.572	29	20.947	1:27.675	29	26.579	1:27.583	29	31.919	1:27.252
191	10.637	1:39.649	191	17.317	1:28.690	191	23.606	1:27.783	214	30.929	1:27.929	214	35.963	1:26.946
91	11.731	1:40.743	91	18.224	1:28.503	214	24.951	1:27.330	191	31.073	1:29.418	191	37.354	1:28.193
214	12.415	1:41.427	214	19.115	1:28.710	91	26.053	1:29.323	91	32.628	1:28.526	91	38.813	1:28.097
90	13.045	1:42.057	90	20.094	1:29.059	90	27.275	1:28.675	90	33.906	1:28.582	90	40.360	1:28.366
60	15.676	1:44.688	60	27.887	1:34.221	78	36.836	1:29.763	78	45.336	1:30.451	78	53.192	1:29.768
78	22.019	1:51.031	78	28.567	1:28.558	60	40.620	1:34.227	60	53.174	1:34.505	60	1:05.586	1:34.324

750MC 5Club Racing MX5 Cup

RACE 3 - LAP CHART

LAP 6 @ 14:02:14.354			LAP 7 @ 14:03:36.177			LAP 8 @ 14:04:58.194			LAP 9 @ 14:06:20.190			LAP 10 @ 14:07:42.001		
NO	BEHIND	LAP TIME	NO	BEHIND	LAP TIME	NO	BEHIND	LAP TIME	NO	BEHIND	LAP TIME	NO	BEHIND	LAP TIME
1		1:21.659	1		1:21.823	1		1:22.017	1		1:21.996	1		1:21.811
40	2.071	1:22.149	40	2.527	1:22.279	40	2.903	1:22.393	40	2.957	1:22.050	40	3.713	1:22.567
92	2.608	1:22.146	92	3.170	1:22.385	92	3.640	1:22.487	92	3.694	1:22.050	92	4.546	1:22.663
44	7.947	1:23.278	44	9.596	1:23.472	60	1 Lap	1:35.336	44	12.313	1:23.457	44	14.432	1:23.930
9	8.461	1:23.057	9	9.986	1:23.348	44	10.852	1:23.273	9	12.404	1:23.092	9	14.782	1:24.189
21	9.003	1:23.036	21	10.591	1:23.411	9	11.308	1:23.339	21	12.927	1:22.947	21	15.417	1:24.301
14	11.650	1:23.369	14	13.545	1:23.718	21	11.976	1:23.402	14	16.985	1:24.048	14	19.295	1:24.121
66	16.810	1:24.631	66	19.843	1:24.856	14	14.933	1:23.405	60	1 Lap	1:36.997	66	29.131	1:25.172
67	18.206	1:24.104	67	20.503	1:24.120	66	22.567	1:24.741	66	25.770	1:25.199	67	29.260	1:24.998
50	18.697	1:24.209	50	20.962	1:24.088	67	22.901	1:24.415	67	26.073	1:25.168	50	29.525	1:24.839
68	19.138	1:24.271	68	21.466	1:24.151	50	23.465	1:24.520	50	26.497	1:25.028	68	29.727	1:24.864
22	22.730	1:24.830	141	26.354	1:25.284	68	23.629	1:24.180	68	26.674	1:25.041	141	34.162	1:24.186
141	22.893	1:24.788	128	28.772	1:27.073	141	29.078	1:24.741	141	31.787	1:24.705	60	1 Lap	1:35.699
128	23.522	1:25.078	22	29.169	1:28.262	22	32.645	1:25.493	22	35.744	1:25.095	128	40.434	1:26.084
46	27.768	1:27.625	46	32.222	1:26.277	128	33.126	1:26.371	128	36.161	1:25.031	22	41.649	1:27.716
27	28.147	1:27.619	27	32.785	1:26.461	46	35.365	1:25.160	46	39.441	1:26.072	27	43.290	1:25.379
98	28.477	1:27.714	32	33.505	1:26.537	27	35.690	1:24.922	27	39.722	1:26.028	46	43.771	1:26.141
32	28.791	1:26.119	98	33.818	1:27.164	32	36.162	1:24.674	32	40.100	1:25.934	32	44.098	1:25.809
29	37.737	1:27.477	29	43.170	1:27.256	98	36.677	1:24.876	98	40.509	1:25.828	98	44.502	1:25.804
214	40.558	1:26.254	214	44.913	1:26.178	29	47.721	1:26.568	29	53.875	1:28.150	29	59.197	1:27.133
191	42.869	1:27.174	191	49.842	1:28.796	214	48.925	1:26.029	214	54.695	1:27.766	214	59.977	1:27.093
91	45.002	1:27.848	91	51.288	1:28.109	191	55.380	1:27.555	191	1:01.420	1:28.036	191	1:07.783	1:28.174
90	46.538	1:27.837	90	52.746	1:28.031	91	57.023	1:27.752	91	1:03.891	1:28.864	91	1:10.434	1:28.354
78	59.642	1:28.109	78	1:07.356	1:29.537	90	58.803	1:28.074	90	1:04.887	1:28.080	90	1:11.348	1:28.272
60	1:18.291	1:34.364				78	1:13.631	1:28.292	78	1:21.264	1:29.629			

750MC 5Club Racing MX5 Cup

RACE 3 - LAP CHART

LAP 11 @ 14:09:04.487

NO	BEHIND	LAP TIME
1		1:22.486
40	4.538	1:23.311
92	4.942	1:22.882
78	1 Lap	1:31.405
44	15.864	1:23.918
9	16.150	1:23.854
21	17.087	1:24.156
14	20.685	1:23.876
66	31.572	1:24.927
67	31.985	1:25.211
50	32.412	1:25.373
68	32.734	1:25.493
141	35.127	1:23.451
128	45.225	1:27.277
22	45.228	1:26.065
27	45.914	1:25.110
46	46.835	1:25.550
32	47.145	1:25.533
98	47.443	1:25.427
60	1 Lap	1:38.746
214	1:05.355	1:27.864
29	1:05.683	1:28.972
191	1:13.666	1:28.369
91	1:16.669	1:28.721
90	1:17.108	1:28.246

750MC 5Club Racing MX5 Cup

RACE 3 - STATISTICS

Competitors Started 25
Planned Start 2022-06-11 @ 13:50:00.000
Actual Start 2022-06-11 @ 13:53:56.315
Finish Time 2022-06-11 @ 14:09:03.810
Track Length 1.8500mi.
Total Laps 273
Total Distance Covered 505.0523mi.

Session Fastest Lap History

NO	NAME	LAP TIME	TIME OF DAY	LAP	VEHICLE
1	Ben SHORT	1:29.012	13:55:25.331	1	Mazda MX5
1	Ben SHORT	1:22.010	13:56:47.339	2	Mazda MX5
1	Ben SHORT	1:21.494	13:58:08.833	3	Mazda MX5

Session Leader History

NO	NAME	FROM LAP	LAPS LED	DISTANCE	VEHICLE
1	Ben SHORT	1	11	20.35 miles	Mazda MX5

Flag History

TYPE	TIME OF DAY
GREEN	13:53:56.315
FINISH	14:09:03.810

Flag Statistics

TYPE	COUNT	TOTAL LAPS	TOTAL TIME
Green	1	11	16:57.243
Red	0	0	0.000
Safety Car	0	0	0.000
FCY	0	0	0.000

750MC 5Club Racing MX5 Cup

RACE 11 - CLASSIFICATION - AMENDED

POS	NO	NAME	ENTRY	LAPS	TIME	GAP	DIFF	MPH	BEST	ON
1	1	Ben SHORT	Mazda MX5	11	15:07.603			80.71	1:21.499	4
2	92	Jordan JOHNSON	Mazda MX5	11	15:10.688	3.085	3.085	80.44	1:21.514	8
3	40	Ben HANCY	Mazda MX5	11	15:10.689	3.086	0.001	80.44	1:21.607	7
4	44	Matthew HALLAM	Mazda MX5	11	15:15.179	7.576	4.490	80.05	1:21.908	7
5	9	Ian TOMLINSON	Mazda MX5	11	15:19.425	11.822	4.246	79.68	1:22.019	3
6	93*	Ben ABBITT	Mazda MX5	11	15:19.753	12.150	0.328	79.65	1:21.700	11
7	14	Lloyd HUGGINS	Mazda MX5	11	15:24.326	16.723	4.573	79.25	1:22.483	3
8	21	Matthew PENNEFATHER-NEAL	Mazda MX5	11	15:25.149	17.546	0.823	79.18	1:22.441	2
9	50	Christian YOUNG	Mazda MX5	11	15:31.442	23.839	6.293	78.65	1:22.579	6
10	66	Hayden MCDONALD	Mazda MX5	11	15:32.865	25.262	1.423	78.53	1:23.521	2
11	141	James WINSTANLEY	Mazda MX5	11	15:42.609	35.006	9.744	77.72	1:24.115	9
12	128	Samuel GORMER	Mazda MX5	11	15:45.909	38.306	3.300	77.44	1:24.085	9
13	22	Adrian JOHNSON	Mazda MX5	11	15:46.656	39.053	0.747	77.38	1:24.165	9
14	68	Amy BARKER	Mazda MX5	11	15:47.330	39.727	0.674	77.33	1:24.092	11
15	46	Nicola FAVOT	Mazda MX5	11	15:48.547	40.944	1.217	77.23	1:24.348	4
16	27	David BROWN	Mazda MX5	11	15:49.117	41.514	0.570	77.18	1:23.648	9
17	98	Alex LEWINGTON	Mazda MX5	11	15:49.715	42.112	0.598	77.13	1:24.145	10
18	32	Jake MICKLEWRIGHT	Mazda MX5	11	15:50.518	42.915	0.803	77.07	1:24.309	10
19	67	David ABBITT	Mazda MX5	11	15:55.125	47.522	4.607	76.70	1:24.050	11
20	29	Mary BARNARD	Mazda MX5	11	15:56.011	48.408	0.886	76.63	1:25.124	9
21	214	John GOLDSMITH	Mazda MX5	11	16:11.094	1:03.491	15.083	75.44	1:26.103	6
22	191	Philip Andrew BARRETT	Mazda MX5	11	16:18.073	1:10.470	6.979	74.90	1:26.794	9
23	91	Steve QUENBY	Mazda MX5	11	16:18.561	1:10.958	0.488	74.86	1:26.950	9
24	90	Andrew ROBINSON	Mazda MX5	11	16:18.869	1:11.266	0.308	74.84	1:26.963	11
25	60	Steven LEWINGTON	Mazda MX5	10	16:00.365	1 Lap	1 Lap	69.34	1:32.896	2

NOT CLASSIFIED

DNF	78	Charlie BRISKER	Mazda MX5	10	15:48.523	1 Lap		70.21	1:27.086	8
-----	----	-----------------	-----------	----	-----------	-------	--	-------	----------	---

FASTEST LAP

	1	Ben SHORT	Mazda MX5	4	1:21.499			81.71 mph	131.51 kph	
--	---	-----------	-----------	---	----------	--	--	-----------	------------	--

*Car no 93 - 5 place Grid Penalty for next round - Q 12.21.4 - Causing a collision.

Race Distance: 11 Laps / 20.35 miles

Castle Combe: 1.8500 miles

Weather / Track : Bright / Dry

These results are provisional until the conclusion of any judicial and technical matters.

Date: 12/06/2022 Start: 10:50 Finish: 11:05

Clerk Of Course : Bob Honeysett	Stewards :	Timekeeper : Peter Knight
---------------------------------	------------	---------------------------

750MC 5Club Racing MX5 Cup

RACE 11 - CLASSIFICATION

POS	NO	NAME	ENTRY	LAPS	TIME	GAP	DIFF	MPH	BEST	ON
1	1	Ben SHORT	Mazda MX5	11	15:07.603			80.71	1:21.499	4
2	92	Jordan JOHNSON	Mazda MX5	11	15:10.688	3.085	3.085	80.44	1:21.514	8
3	40	Ben HANCY	Mazda MX5	11	15:10.689	3.086	0.001	80.44	1:21.607	7
4	44	Matthew HALLAM	Mazda MX5	11	15:15.179	7.576	4.490	80.05	1:21.908	7
5	9	Ian TOMLINSON	Mazda MX5	11	15:19.425	11.822	4.246	79.68	1:22.019	3
6	93	Ben ABBITT	Mazda MX5	11	15:19.753	12.150	0.328	79.65	1:21.700	11
7	14	Lloyd HUGGINS	Mazda MX5	11	15:24.326	16.723	4.573	79.25	1:22.483	3
8	21	Matthew PENNEFATHER-NEAL	Mazda MX5	11	15:25.149	17.546	0.823	79.18	1:22.441	2
9	50	Christian YOUNG	Mazda MX5	11	15:31.442	23.839	6.293	78.65	1:22.579	6
10	66	Hayden MCDONALD	Mazda MX5	11	15:32.865	25.262	1.423	78.53	1:23.521	2
11	141	James WINSTANLEY	Mazda MX5	11	15:42.609	35.006	9.744	77.72	1:24.115	9
12	128	Samuel GORMER	Mazda MX5	11	15:45.909	38.306	3.300	77.44	1:24.085	9
13	22	Adrian JOHNSON	Mazda MX5	11	15:46.656	39.053	0.747	77.38	1:24.165	9
14	68	Amy BARKER	Mazda MX5	11	15:47.330	39.727	0.674	77.33	1:24.092	11
15	46	Nicola FAVOT	Mazda MX5	11	15:48.547	40.944	1.217	77.23	1:24.348	4
16	27	David BROWN	Mazda MX5	11	15:49.117	41.514	0.570	77.18	1:23.648	9
17	98	Alex LEWINGTON	Mazda MX5	11	15:49.715	42.112	0.598	77.13	1:24.145	10
18	32	Jake MICKLEWRIGHT	Mazda MX5	11	15:50.518	42.915	0.803	77.07	1:24.309	10
19	67	David ABBITT	Mazda MX5	11	15:55.125	47.522	4.607	76.70	1:24.050	11
20	29	Mary BARNARD	Mazda MX5	11	15:56.011	48.408	0.886	76.63	1:25.124	9
21	214	John GOLDSMITH	Mazda MX5	11	16:11.094	1:03.491	15.083	75.44	1:26.103	6
22	191	Philip Andrew BARRETT	Mazda MX5	11	16:18.073	1:10.470	6.979	74.90	1:26.794	9
23	91	Steve QUENBY	Mazda MX5	11	16:18.561	1:10.958	0.488	74.86	1:26.950	9
24	90	Andrew ROBINSON	Mazda MX5	11	16:18.869	1:11.266	0.308	74.84	1:26.963	11
25	60	Steven LEWINGTON	Mazda MX5	10	16:00.365	1 Lap	1 Lap	69.34	1:32.896	2

NOT CLASSIFIED

DNF	78	Charlie BRISKER	Mazda MX5	10	15:48.523	1 Lap		70.21	1:27.086	8
-----	----	-----------------	-----------	----	-----------	-------	--	-------	----------	---

FASTEST LAP

	1	Ben SHORT	Mazda MX5	4	1:21.499			81.71 mph	131.51 kph	
--	---	-----------	-----------	---	----------	--	--	-----------	------------	--

Weather / Track : Bright / Dry

These results are provisional until the conclusion of any judicial and technical matters.

Race Distance: 11 Laps / 20.35 miles

Castle Combe: 1.8500 miles


Date: 12/06/2022 Start: 10:50 Finish: 11:05

Clerk Of Course : Bob Honeysett

Stewards :

Timekeeper : Peter Knight

750MC 5Club Racing MX5 Cup
RACE 17 - GRID (15 minutes)

ROW 13	25	60 Steven LEWINGTON	26	78 Charlie BRISKER
ROW 12	23	91 Steve QUENBY	24	90 Andrew ROBINSON
ROW 11	21	214 John GOLDSMITH	22	191 Philip Andrew BARRETT
ROW 10	19	67 David ABBITT	20	29 Mary BARNARD
ROW 9	17	98 Alex LEWINGTON	18	32 Jake MICKLEWRIGHT
ROW 8	15	46 Nicola FAVOT	16	27 David BROWN
ROW 7	13	22 Adrian JOHNSON	14	68 Amy BARKER
ROW 6	11	141 James WINSTANLEY	12	128 Samuel GORMER
ROW 5	9	1 Ben SHORT	10	93 Ben ABBITT
ROW 4	7	40 Ben HANCY	8	92 Jordan JOHNSON
ROW 3	5	9 Ian TOMLINSON	6	44 Matthew HALLAM
ROW 2	3	21 Matthew PENNEFATHER-NEAL	4	14 Lloyd HUGGINS
ROW 1	1	66 Hayden MCDONALD	2	50 Christian YOUNG
Pole				
				

Car No 93 - 5 place grid penalty - From Race 11

Castle Combe: 1.8500 miles

These results are provisional until the conclusion of any judicial and technical matters.

Clerk Of Course : Bob Honeysett

Stewards :

Timekeeper : Peter Knight

750MC 5Club Racing MX5 Cup

RACE 11 - LAP ANALYSIS

DIFF = Difference To Personal Best Lap

P1 1 Ben SHORT				
LAP	LAP TIME	DIFF	MPH	TIME OF DAY
1 -	1:28.801	7.302	74.99	10:51:43.894
2 -	1:21.732	0.233	81.48	10:53:05.626
3 -	1:21.712 (3)	0.213	81.50	10:54:27.338
4 -	1:21.499 (1)		81.71	10:55:48.837
5 -	1:22.743	1.244	80.49	10:57:11.580
6 -	1:21.891	0.392	81.32	10:58:33.471
7 -	1:21.785	0.286	81.43	10:59:55.256
8 -	1:21.855	0.356	81.36	11:01:17.111
9 -	1:21.724	0.225	81.49	11:02:38.835
10 -	1:21.711 (2)	0.212	81.50	11:04:00.546
11 -	1:22.150	0.651	81.07	11:05:22.696

P2 92 Jordan JOHNSON				
LAP	LAP TIME	DIFF	MPH	TIME OF DAY
1 -	1:29.905	8.391	74.07	10:51:44.998
2 -	1:22.127	0.613	81.09	10:53:07.125
3 -	1:22.012	0.498	81.20	10:54:29.137
4 -	1:22.257	0.743	80.96	10:55:51.394
5 -	1:22.278	0.764	80.94	10:57:13.672
6 -	1:21.955	0.441	81.26	10:58:35.627
7 -	1:21.538 (2)	0.024	81.68	10:59:57.165
8 -	1:21.514 (1)		81.70	11:01:18.679
9 -	1:21.882 (3)	0.368	81.33	11:02:40.561
10 -	1:22.043	0.529	81.17	11:04:02.604
11 -	1:23.177	1.663	80.07	11:05:25.781

P3 40 Ben HANCY				
LAP	LAP TIME	DIFF	MPH	TIME OF DAY
1 -	1:29.439	7.832	74.46	10:51:44.532
2 -	1:21.966	0.359	81.25	10:53:06.498
3 -	1:22.383	0.776	80.84	10:54:28.881
4 -	1:22.312	0.705	80.91	10:55:51.193
5 -	1:22.329	0.722	80.89	10:57:13.522
6 -	1:21.757 (2)	0.150	81.46	10:58:35.279
7 -	1:21.607 (1)		81.61	10:59:56.886
8 -	1:22.088	0.481	81.13	11:01:18.974
9 -	1:21.905 (3)	0.298	81.31	11:02:40.879
10 -	1:22.101	0.494	81.11	11:04:02.980
11 -	1:22.802	1.195	80.43	11:05:25.782

P4 44 Matthew HALLAM				
LAP	LAP TIME	DIFF	MPH	TIME OF DAY
1 -	1:30.191	8.283	73.84	10:51:45.284
2 -	1:22.197	0.289	81.02	10:53:07.481
3 -	1:22.107 (3)	0.199	81.11	10:54:29.588
4 -	1:22.112	0.204	81.10	10:55:51.700
5 -	1:22.408	0.500	80.81	10:57:14.108
6 -	1:21.916 (2)	0.008	81.30	10:58:36.024
7 -	1:21.908 (1)		81.31	10:59:57.932
8 -	1:22.328	0.420	80.89	11:01:20.260
9 -	1:22.749	0.841	80.48	11:02:43.009
10 -	1:23.238	1.330	80.01	11:04:06.247
11 -	1:24.025	2.117	79.26	11:05:30.272

P5 9 Ian TOMLINSON				
LAP	LAP TIME	DIFF	MPH	TIME OF DAY
1 -	1:30.474	8.455	73.61	10:51:45.567
2 -	1:22.231 (3)	0.212	80.99	10:53:07.798
3 -	1:22.019 (1)		81.20	10:54:29.817

DIFF = Difference To Personal Best Lap

4 -	1:22.075 (2)	0.056	81.14	10:55:51.892
5 -	1:22.545	0.526	80.68	10:57:14.437
6 -	1:22.631	0.612	80.59	10:58:37.068
7 -	1:22.597	0.578	80.63	10:59:59.665
8 -	1:24.060	2.041	79.22	11:01:23.725
9 -	1:23.461	1.442	79.79	11:02:47.186
10 -	1:23.594	1.575	79.67	11:04:10.780
11 -	1:23.738	1.719	79.53	11:05:34.518

P6 93 Ben ABBITT				
LAP	LAP TIME	DIFF	MPH	TIME OF DAY
1 -	1:36.212	14.512	69.22	10:51:51.305
2 -	1:23.214	1.514	80.03	10:53:14.519
3 -	1:22.200	0.500	81.02	10:54:36.719
4 -	1:22.417	0.717	80.80	10:55:59.136
5 -	1:22.672	0.972	80.55	10:57:21.808
6 -	1:22.146 (3)	0.446	81.07	10:58:43.954
7 -	1:22.265	0.565	80.95	11:00:06.219
8 -	1:22.756	1.056	80.47	11:01:28.975
9 -	1:22.177	0.477	81.04	11:02:51.152
10 -	1:21.994 (2)	0.294	81.22	11:04:13.146
11 -	1:21.700 (1)		81.51	11:05:34.846

P7 14 Lloyd HUGGINS				
LAP	LAP TIME	DIFF	MPH	TIME OF DAY
1 -	1:31.160	8.677	73.05	10:51:46.253
2 -	1:22.625 (2)	0.142	80.60	10:53:08.878
3 -	1:22.483 (1)		80.74	10:54:31.361
4 -	1:22.630 (3)	0.147	80.60	10:55:53.991
5 -	1:23.459	0.976	79.80	10:57:17.450
6 -	1:23.218	0.735	80.03	10:58:40.668
7 -	1:24.424	1.941	78.88	11:00:05.092
8 -	1:24.699	2.216	78.63	11:01:29.791
9 -	1:22.944	0.461	80.29	11:02:52.735
10 -	1:22.825	0.342	80.41	11:04:15.560
11 -	1:23.859	1.376	79.41	11:05:39.419

P8 21 Matthew PENNEFATHER-NEAL				
LAP	LAP TIME	DIFF	MPH	TIME OF DAY
1 -	1:30.627	8.186	73.48	10:51:45.720
2 -	1:22.441 (1)		80.78	10:53:08.161
3 -	1:22.555 (2)	0.114	80.67	10:54:30.716
4 -	1:23.085	0.644	80.15	10:55:53.801
5 -	1:23.990	1.549	79.29	10:57:17.791
6 -	1:23.147	0.706	80.09	10:58:40.938
7 -	1:23.934	1.493	79.34	11:00:04.872
8 -	1:24.597	2.156	78.72	11:01:29.469
9 -	1:22.866 (3)	0.425	80.37	11:02:52.335
10 -	1:23.077	0.636	80.16	11:04:15.412
11 -	1:24.830	2.389	78.51	11:05:40.242

P9 50 Christian YOUNG				
LAP	LAP TIME	DIFF	MPH	TIME OF DAY
1 -	1:32.871	10.292	71.71	10:51:47.964
2 -	1:24.125	1.546	79.16	10:53:12.089
3 -	1:23.925	1.346	79.35	10:54:36.014
4 -	1:23.751	1.172	79.52	10:55:59.765
5 -	1:22.887 (2)	0.308	80.35	10:57:22.652
6 -	1:22.579 (1)		80.65	10:58:45.231
7 -	1:23.480 (3)	0.901	79.77	11:00:08.711
8 -	1:24.591	2.012	78.73	11:01:33.302
9 -	1:24.114	1.535	79.17	11:02:57.416

750MC 5Club Racing MX5 Cup

RACE 11 - LAP ANALYSIS

DIFF = Difference To Personal Best Lap

10 -	1:24.418	1.839	78.89	11:04:21.834
11 -	1:24.701	2.122	78.62	11:05:46.535

P10 66 Hayden MCDONALD

LAP	LAP TIME	DIFF	MPH	TIME OF DAY
1 -	1:32.544	9.023	71.96	10:51:47.637
2 -	1:23.521 (1)		79.74	10:53:11.158
3 -	1:23.861	0.340	79.41	10:54:35.019
4 -	1:23.976	0.455	79.30	10:55:58.995
5 -	1:24.317	0.796	78.98	10:57:23.312
6 -	1:23.843	0.322	79.43	10:58:47.155
7 -	1:24.592	1.071	78.73	11:00:11.747
8 -	1:23.724 (2)	0.203	79.54	11:01:35.471
9 -	1:24.305	0.784	78.99	11:02:59.776
10 -	1:23.798 (3)	0.277	79.47	11:04:23.574
11 -	1:24.384	0.863	78.92	11:05:47.958

P11 141 James WINSTANLEY

LAP	LAP TIME	DIFF	MPH	TIME OF DAY
1 -	1:36.121	12.006	69.28	10:51:51.214
2 -	1:25.005	0.890	78.34	10:53:16.219
3 -	1:25.734	1.619	77.68	10:54:41.953
4 -	1:24.767	0.652	78.56	10:56:06.720
5 -	1:24.748	0.633	78.58	10:57:31.468
6 -	1:24.368	0.253	78.94	10:58:55.836
7 -	1:24.227 (2)	0.112	79.07	11:00:20.063
8 -	1:24.233 (3)	0.118	79.06	11:01:44.296
9 -	1:24.115 (1)		79.17	11:03:08.411
10 -	1:24.590	0.475	78.73	11:04:33.001
11 -	1:24.701	0.586	78.62	11:05:57.702

P12 128 Samuel GORMER

LAP	LAP TIME	DIFF	MPH	TIME OF DAY
1 -	1:36.674	12.589	68.89	10:51:51.767
2 -	1:24.636	0.551	78.69	10:53:16.403
3 -	1:24.866	0.781	78.47	10:54:41.269
4 -	1:25.229	1.144	78.14	10:56:06.498
5 -	1:24.804	0.719	78.53	10:57:31.302
6 -	1:27.309	3.224	76.28	10:58:58.611
7 -	1:24.513	0.428	78.80	11:00:23.124
8 -	1:24.129 (2)	0.044	79.16	11:01:47.253
9 -	1:24.085 (1)		79.20	11:03:11.338
10 -	1:25.343	1.258	78.03	11:04:36.681
11 -	1:24.321 (3)	0.236	78.98	11:06:01.002

P13 22 Adrian JOHNSON

LAP	LAP TIME	DIFF	MPH	TIME OF DAY
1 -	1:35.306	11.141	69.87	10:51:50.399
2 -	1:25.390	1.225	77.99	10:53:15.789
3 -	1:25.025	0.860	78.33	10:54:40.814
4 -	1:25.453	1.288	77.93	10:56:06.267
5 -	1:25.787	1.622	77.63	10:57:32.054
6 -	1:25.813	1.648	77.61	10:58:57.867
7 -	1:24.726 (3)	0.561	78.60	11:00:22.593
8 -	1:24.240 (2)	0.075	79.06	11:01:46.833
9 -	1:24.165 (1)		79.13	11:03:10.998
10 -	1:25.301	1.136	78.07	11:04:36.299
11 -	1:25.450	1.285	77.94	11:06:01.749

DIFF = Difference To Personal Best Lap

LAP	LAP TIME	DIFF	MPH	TIME OF DAY
P14 68 Amy BARKER				
1 -	1:37.372	13.280	68.39	10:51:52.465
2 -	1:26.264	2.172	77.20	10:53:18.729
3 -	1:24.751	0.659	78.58	10:54:43.480
4 -	1:24.113 (2)	0.021	79.17	10:56:07.593
5 -	1:25.197	1.105	78.17	10:57:32.790
6 -	1:26.194	2.102	77.26	10:58:58.984
7 -	1:26.219	2.127	77.24	11:00:25.203
8 -	1:24.464	0.372	78.85	11:01:49.667
9 -	1:24.524	0.432	78.79	11:03:14.191
10 -	1:24.140 (3)	0.048	79.15	11:04:38.331
11 -	1:24.092 (1)		79.19	11:06:02.423

P15 46 Nicola FAVOT

LAP	LAP TIME	DIFF	MPH	TIME OF DAY
1 -	1:37.962	13.614	67.98	10:51:53.055
2 -	1:24.819	0.471	78.52	10:53:17.874
3 -	1:24.871	0.523	78.47	10:54:42.745
4 -	1:24.348 (1)		78.95	10:56:07.093
5 -	1:25.308	0.960	78.07	10:57:32.401
6 -	1:26.378	2.030	77.10	10:58:58.779
7 -	1:26.704	2.356	76.81	11:00:25.483
8 -	1:24.620	0.272	78.70	11:01:50.103
9 -	1:24.557	0.209	78.76	11:03:14.660
10 -	1:24.481 (2)	0.133	78.83	11:04:39.141
11 -	1:24.499 (3)	0.151	78.81	11:06:03.640

P16 27 David BROWN

LAP	LAP TIME	DIFF	MPH	TIME OF DAY
1 -	1:37.782	14.134	68.11	10:51:52.875
2 -	1:26.704	3.056	76.81	10:53:19.579
3 -	1:24.238	0.590	79.06	10:54:43.817
4 -	1:31.898	8.250	72.47	10:56:15.715
5 -	1:24.741	1.093	78.59	10:57:40.456
6 -	1:24.129	0.481	79.16	10:59:04.585
7 -	1:24.035	0.387	79.25	11:00:28.620
8 -	1:24.101	0.453	79.19	11:01:52.721
9 -	1:23.648 (1)		79.61	11:03:16.369
10 -	1:23.929 (3)	0.281	79.35	11:04:40.298
11 -	1:23.912 (2)	0.264	79.36	11:06:04.210

P17 98 Alex LEWINGTON

LAP	LAP TIME	DIFF	MPH	TIME OF DAY
1 -	1:38.518	14.373	67.60	10:51:53.611
2 -	1:26.243	2.098	77.22	10:53:19.854
3 -	1:25.574	1.429	77.82	10:54:45.428
4 -	1:24.729	0.584	78.60	10:56:10.157
5 -	1:25.182	1.037	78.18	10:57:35.339
6 -	1:25.171	1.026	78.19	10:59:00.510
7 -	1:25.999	1.854	77.44	11:00:26.509
8 -	1:24.674 (3)	0.529	78.65	11:01:51.183
9 -	1:24.458 (2)	0.313	78.85	11:03:15.641
10 -	1:24.145 (1)		79.14	11:04:39.786
11 -	1:25.022	0.877	78.33	11:06:04.808

P18 32 Jake MICKLEWRIGHT

LAP	LAP TIME	DIFF	MPH	TIME OF DAY
1 -	1:38.956	14.647	67.30	10:51:54.049
2 -	1:26.128	1.819	77.32	10:53:20.177
3 -	1:24.620 (3)	0.311	78.70	10:54:44.797

750MC 5Club Racing MX5 Cup

RACE 11 - LAP ANALYSIS

DIFF = Difference To Personal Best Lap

4 -	1:24.965	0.656	78.38	10:56:09.762
5 -	1:24.712	0.403	78.61	10:57:34.474
6 -	1:25.020	0.711	78.33	10:58:59.494
7 -	1:26.290	1.981	77.18	11:00:25.784
8 -	1:24.760	0.451	78.57	11:01:50.544
9 -	1:26.253	1.944	77.21	11:03:16.797
10 -	1:24.309 (1)		78.99	11:04:41.106
11 -	1:24.505 (2)	0.196	78.81	11:06:05.611

P19 67 David ABBITT

LAP	LAP TIME	DIFF	MPH	TIME OF DAY
1 -	1:46.616	22.566	62.46	10:52:01.709
2 -	1:26.030	1.980	77.41	10:53:27.739
3 -	1:25.195	1.145	78.17	10:54:52.934
4 -	1:25.474	1.424	77.91	10:56:18.408
5 -	1:24.622	0.572	78.70	10:57:43.030
6 -	1:24.362 (3)	0.312	78.94	10:59:07.392
7 -	1:24.886	0.836	78.45	11:00:32.278
8 -	1:24.747	0.697	78.58	11:01:57.025
9 -	1:24.978	0.928	78.37	11:03:22.003
10 -	1:24.165 (2)	0.115	79.13	11:04:46.168
11 -	1:24.050 (1)		79.23	11:06:10.218

P20 29 Mary BARNARD

LAP	LAP TIME	DIFF	MPH	TIME OF DAY
1 -	1:39.745	14.621	66.77	10:51:54.838
2 -	1:25.976	0.852	77.46	10:53:20.814
3 -	1:25.624	0.500	77.78	10:54:46.438
4 -	1:25.351 (2)	0.227	78.03	10:56:11.789
5 -	1:25.660	0.536	77.74	10:57:37.449
6 -	1:25.495	0.371	77.89	10:59:02.944
7 -	1:25.552	0.428	77.84	11:00:28.496
8 -	1:25.651	0.527	77.75	11:01:54.147
9 -	1:25.124 (1)		78.23	11:03:19.271
10 -	1:25.469 (3)	0.345	77.92	11:04:44.740
11 -	1:26.364	1.240	77.11	11:06:11.104

P21 214 John GOLDSMITH

LAP	LAP TIME	DIFF	MPH	TIME OF DAY
1 -	1:40.359	14.256	66.36	10:51:55.452
2 -	1:26.612	0.509	76.89	10:53:22.064
3 -	1:26.497 (3)	0.394	76.99	10:54:48.561
4 -	1:27.812	1.709	75.84	10:56:16.373
5 -	1:26.346 (2)	0.243	77.13	10:57:42.719
6 -	1:26.103 (1)		77.34	10:59:08.822
7 -	1:26.498	0.395	76.99	11:00:35.320
8 -	1:27.794	1.691	75.85	11:02:03.114
9 -	1:27.465	1.362	76.14	11:03:30.579
10 -	1:27.979	1.876	75.70	11:04:58.558
11 -	1:27.629	1.526	76.00	11:06:26.187

P22 191 Philip Andrew BARRETT

LAP	LAP TIME	DIFF	MPH	TIME OF DAY
1 -	1:41.466	14.672	65.63	10:51:56.559
2 -	1:27.587	0.793	76.03	10:53:24.146
3 -	1:27.625	0.831	76.00	10:54:51.771
4 -	1:27.605	0.811	76.02	10:56:19.376
5 -	1:27.453 (2)	0.659	76.15	10:57:46.829
6 -	1:27.954	1.160	75.72	10:59:14.783
7 -	1:27.910	1.116	75.75	11:00:42.693
8 -	1:27.514 (3)	0.720	76.10	11:02:10.207
9 -	1:26.794 (1)		76.73	11:03:37.001

DIFF = Difference To Personal Best Lap

10 -	1:28.316	1.522	75.41	11:05:05.317
11 -	1:27.849	1.055	75.81	11:06:33.166

P23 91 Steve QUENBY

LAP	LAP TIME	DIFF	MPH	TIME OF DAY
1 -	1:41.000	14.050	65.94	10:51:56.093
2 -	1:27.784	0.834	75.86	10:53:23.877
3 -	1:28.467	1.517	75.28	10:54:52.344
4 -	1:28.028	1.078	75.65	10:56:20.372
5 -	1:28.073	1.123	75.61	10:57:48.445
6 -	1:27.792	0.842	75.86	10:59:16.237
7 -	1:27.547	0.597	76.07	11:00:43.784
8 -	1:27.359 (2)	0.409	76.23	11:02:11.143
9 -	1:26.950 (1)		76.59	11:03:38.093
10 -	1:28.043	1.093	75.64	11:05:06.136
11 -	1:27.518 (3)	0.568	76.09	11:06:33.654

P24 90 Andrew ROBINSON

LAP	LAP TIME	DIFF	MPH	TIME OF DAY
1 -	1:42.427	15.464	65.02	10:51:57.520
2 -	1:27.503	0.540	76.11	10:53:25.023
3 -	1:27.747	0.784	75.90	10:54:52.770
4 -	1:28.082	1.119	75.61	10:56:20.852
5 -	1:28.645	1.682	75.13	10:57:49.497
6 -	1:27.517	0.554	76.09	10:59:17.014
7 -	1:27.752	0.789	75.89	11:00:44.766
8 -	1:27.040 (2)	0.077	76.51	11:02:11.806
9 -	1:27.302 (3)	0.339	76.28	11:03:39.108
10 -	1:27.891	0.928	75.77	11:05:06.999
11 -	1:26.963 (1)		76.58	11:06:33.962

P25 60 Steven LEWINGTON

LAP	LAP TIME	DIFF	MPH	TIME OF DAY
1 -	1:45.104	12.208	63.36	10:52:00.197
2 -	1:32.896 (1)		71.69	10:53:33.093
3 -	1:33.416 (3)	0.520	71.29	10:55:06.509
4 -	1:34.781	1.885	70.26	10:56:41.290
5 -	1:32.947 (2)	0.051	71.65	10:58:14.237
6 -	1:34.791	1.895	70.26	10:59:49.028
7 -	1:36.038	3.142	69.34	11:01:25.066
8 -	1:37.999	5.103	67.96	11:03:03.065
9 -	1:36.123	3.227	69.28	11:04:39.188
10 -	1:36.270	3.374	69.18	11:06:15.458

P26 78 Charlie BRISKER

LAP	LAP TIME	DIFF	MPH	TIME OF DAY
1 -	1:42.814	15.728	64.77	10:51:57.907
2 -	1:27.454 (3)	0.368	76.15	10:53:25.361
3 -	1:28.408	1.322	75.33	10:54:53.769
4 -	1:27.454 (3)	0.368	76.15	10:56:21.223
5 -	1:27.705	0.619	75.93	10:57:48.928
6 -	1:27.476	0.390	76.13	10:59:16.404
7 -	1:27.847	0.761	75.81	11:00:44.251
8 -	1:27.086 (1)		76.47	11:02:11.337
9 -	1:27.429 (2)	0.343	76.17	11:03:38.766
10 -	2:24.850 P	57.764	45.97	11:06:03.616

750MC 5Club Racing MX5 Cup

RACE 11 - LAP CHART

LAP 1 @ 10:51:43.894			LAP 2 @ 10:53:05.626			LAP 3 @ 10:54:27.338			LAP 4 @ 10:55:48.837			LAP 5 @ 10:57:11.580		
NO	BEHIND	LAP TIME	NO	BEHIND	LAP TIME	NO	BEHIND	LAP TIME	NO	BEHIND	LAP TIME	NO	BEHIND	LAP TIME
1		1:28.801	1		1:21.732	1		1:21.712	1		1:21.499	1		1:22.743
40	0.638	1:29.439	40	0.872	1:21.966	40	1.543	1:22.383	40	2.356	1:22.312	40	1.942	1:22.329
92	1.104	1:29.905	92	1.499	1:22.127	92	1.799	1:22.012	92	2.557	1:22.257	92	2.092	1:22.278
44	1.390	1:30.191	44	1.855	1:22.197	44	2.250	1:22.107	44	2.863	1:22.112	44	2.528	1:22.408
9	1.673	1:30.474	9	2.172	1:22.231	9	2.479	1:22.019	9	3.055	1:22.075	9	2.857	1:22.545
21	1.826	1:30.627	21	2.535	1:22.441	21	3.378	1:22.555	21	4.964	1:23.085	14	5.870	1:23.459
14	2.359	1:31.160	14	3.252	1:22.625	14	4.023	1:22.483	14	5.154	1:22.630	21	6.211	1:23.990
66	3.743	1:32.544	66	5.532	1:23.521	66	7.681	1:23.861	66	10.158	1:23.976	93	10.228	1:22.672
50	4.070	1:32.871	50	6.463	1:24.125	50	8.676	1:23.925	93	10.299	1:22.417	50	11.072	1:22.887
22	6.505	1:35.306	93	8.893	1:23.214	93	9.381	1:22.200	50	10.928	1:23.751	66	11.732	1:24.317
141	7.320	1:36.121	22	10.163	1:25.390	22	13.476	1:25.025	22	17.430	1:25.453	128	19.722	1:24.804
93	7.411	1:36.212	141	10.593	1:25.005	128	13.931	1:24.866	128	17.661	1:25.229	141	19.888	1:24.748
128	7.873	1:36.674	128	10.777	1:24.636	141	14.615	1:25.734	141	17.883	1:24.767	22	20.474	1:25.787
68	8.571	1:37.372	46	12.248	1:24.819	46	15.407	1:24.871	46	18.256	1:24.348	46	20.821	1:25.308
27	8.981	1:37.782	68	13.103	1:26.264	68	16.142	1:24.751	68	18.756	1:24.113	68	21.210	1:25.197
46	9.161	1:37.962	27	13.953	1:26.704	27	16.479	1:24.238	32	20.925	1:24.965	32	22.894	1:24.712
98	9.717	1:38.518	98	14.228	1:26.243	32	17.459	1:24.620	98	21.320	1:24.729	98	23.759	1:25.182
32	10.155	1:38.956	32	14.551	1:26.128	98	18.090	1:25.574	29	22.952	1:25.351	29	25.869	1:25.660
29	10.944	1:39.745	29	15.188	1:25.976	29	19.100	1:25.624	27	26.878	1:31.898	27	28.876	1:24.741
214	11.558	1:40.359	214	16.438	1:26.612	214	21.223	1:26.497	214	27.536	1:27.812	214	31.139	1:26.346
91	12.199	1:41.000	91	18.251	1:27.784	191	24.433	1:27.625	67	29.571	1:25.474	67	31.450	1:24.622
191	12.665	1:41.466	191	18.520	1:27.587	91	25.006	1:28.467	191	30.539	1:27.605	191	35.249	1:27.453
90	13.626	1:42.427	90	19.397	1:27.503	90	25.432	1:27.747	91	31.535	1:28.028	91	36.865	1:28.073
78	14.013	1:42.814	78	19.735	1:27.454	67	25.596	1:25.195	90	32.015	1:28.082	78	37.348	1:27.705
60	16.303	1:45.104	67	22.113	1:26.030	78	26.431	1:28.408	78	32.386	1:27.454	90	37.917	1:28.645
67	17.815	1:46.616	60	27.467	1:32.896	60	39.171	1:33.416	60	52.453	1:34.781	60	1:02.657	1:32.947

750MC 5Club Racing MX5 Cup

RACE 11 - LAP CHART

LAP 6 @ 10:58:33.471			LAP 7 @ 10:59:55.256			LAP 8 @ 11:01:17.111			LAP 9 @ 11:02:38.835			LAP 10 @ 11:04:00.546		
NO	BEHIND	LAP TIME	NO	BEHIND	LAP TIME	NO	BEHIND	LAP TIME	NO	BEHIND	LAP TIME	NO	BEHIND	LAP TIME
1		1:21.891	1		1:21.785	1		1:21.855	1		1:21.724	1		1:21.711
40	1.808	1:21.757	40	1.630	1:21.607	92	1.568	1:21.514	92	1.726	1:21.882	92	2.058	1:22.043
92	2.156	1:21.955	92	1.909	1:21.538	40	1.863	1:22.088	40	2.044	1:21.905	40	2.434	1:22.101
44	2.553	1:21.916	44	2.676	1:21.908	44	3.149	1:22.328	44	4.174	1:22.749	44	5.701	1:23.238
9	3.597	1:22.631	9	4.409	1:22.597	9	6.614	1:24.060	9	8.351	1:23.461	9	10.234	1:23.594
14	7.197	1:23.218	21	9.616	1:23.934	60	1 Lap	1:36.038	93	12.317	1:22.177	93	12.600	1:21.994
21	7.467	1:23.147	14	9.836	1:24.424	93	11.864	1:22.756	21	13.500	1:22.866	21	14.866	1:23.077
93	10.483	1:22.146	93	10.963	1:22.265	21	12.358	1:24.597	14	13.900	1:22.944	14	15.014	1:22.825
50	11.760	1:22.579	50	13.455	1:23.480	14	12.680	1:24.699	50	18.581	1:24.114	50	21.288	1:24.418
66	13.684	1:23.843	66	16.491	1:24.592	50	16.191	1:24.591	66	20.941	1:24.305	66	23.028	1:23.798
141	22.365	1:24.368	141	24.807	1:24.227	66	18.360	1:23.724	60	1 Lap	1:37.999	141	32.455	1:24.590
22	24.396	1:25.813	22	27.337	1:24.726	141	27.185	1:24.233	141	29.576	1:24.115	22	35.753	1:25.301
128	25.140	1:27.309	128	27.868	1:24.513	22	29.722	1:24.240	22	32.163	1:24.165	128	36.135	1:25.343
46	25.308	1:26.378	68	29.947	1:26.219	128	30.142	1:24.129	128	32.503	1:24.085	68	37.785	1:24.140
68	25.513	1:26.194	46	30.227	1:26.704	68	32.556	1:24.464	68	35.356	1:24.524	46	38.595	1:24.481
32	26.023	1:25.020	32	30.528	1:26.290	46	32.992	1:24.620	46	35.825	1:24.557	60	1 Lap	1:36.123
98	27.039	1:25.171	98	31.253	1:25.999	32	33.433	1:24.760	98	36.806	1:24.458	98	39.240	1:24.145
29	29.473	1:25.495	29	33.240	1:25.552	98	34.072	1:24.674	27	37.534	1:23.648	27	39.752	1:23.929
27	31.114	1:24.129	27	33.364	1:24.035	27	35.610	1:24.101	32	37.962	1:26.253	32	40.560	1:24.309
67	33.921	1:24.362	67	37.022	1:24.886	29	37.036	1:25.651	29	40.436	1:25.124	29	44.194	1:25.469
214	35.351	1:26.103	214	40.064	1:26.498	67	39.914	1:24.747	67	43.168	1:24.978	67	45.622	1:24.165
191	41.312	1:27.954	191	47.437	1:27.910	214	46.003	1:27.794	214	51.744	1:27.465	214	58.012	1:27.979
91	42.766	1:27.792	91	48.528	1:27.547	191	53.096	1:27.514	191	58.166	1:26.794	191	1:04.771	1:28.316
78	42.933	1:27.476	78	48.995	1:27.847	91	54.032	1:27.359	91	59.258	1:26.950	91	1:05.590	1:28.043
90	43.543	1:27.517	90	49.510	1:27.752	78	54.226	1:27.086	78	59.931	1:27.429	90	1:06.453	1:27.891
60	1:15.557	1:34.791				90	54.695	1:27.040	90	1:00.273	1:27.302			

750MC 5Club Racing MX5 Cup

RACE 11 - LAP CHART

LAP 11	@ 11:05:22.696	
NO	BEHIND	LAP TIME

1		1:22.150
92	3.085	1:23.177
40	3.086	1:22.802
44	7.576	1:24.025
9	11.822	1:23.738
93	12.150	1:21.700
14	16.723	1:23.859
21	17.546	1:24.830
50	23.839	1:24.701
66	25.262	1:24.384
141	35.006	1:24.701
128	38.306	1:24.321
22	39.053	1:25.450
68	39.727	1:24.092
78	1 Lap	2:24.850 P
46	40.944	1:24.499
27	41.514	1:23.912
98	42.112	1:25.022
32	42.915	1:24.505
67	47.522	1:24.050
29	48.408	1:26.364
60	1 Lap	1:36.270
214	1:03.491	1:27.629
191	1:10.470	1:27.849
91	1:10.958	1:27.518
90	1:11.266	1:26.963

750MC 5Club Racing MX5 Cup

RACE 11 - STATISTICS

Competitors Started 26
Planned Start 2022-06-12 @ 10:50:00.000
Actual Start 2022-06-12 @ 10:50:15.092
Finish Time 2022-06-12 @ 11:05:21.794
Track Length 1.8500mi.
Total Laps 284
Total Distance Covered 525.4023mi.

Session Fastest Lap History

NO	NAME	LAP TIME	TIME OF DAY	LAP	VEHICLE
1	Ben SHORT	1:28.801	10:51:43.897	1	Mazda MX5
1	Ben SHORT	1:21.732	10:53:05.628	2	Mazda MX5
1	Ben SHORT	1:21.712	10:54:27.339	3	Mazda MX5
1	Ben SHORT	1:21.499	10:55:48.838	4	Mazda MX5

Session Leader History

NO	NAME	FROM LAP	LAPS LED	DISTANCE	VEHICLE
1	Ben SHORT	1	11	20.35 miles	Mazda MX5

Flag History

TYPE	TIME OF DAY
GREEN	10:50:15.092
FINISH	11:05:21.794

Flag Statistics

TYPE	COUNT	TOTAL LAPS	TOTAL TIME
Green	1	11	16:49.492
Red	0	0	0.000
Safety Car	0	0	0.000
FCY	0	0	0.000

750MC 5Club Racing MX5 Cup

RACE 17 - CLASSIFICATION

POS	NO	NAME	ENTRY	LAPS	TIME	GAP	DIFF	MPH	BEST	ON
1	1	Ben SHORT	Mazda MX5	11	15:12.568			80.27	1:21.268	4
2	40	Ben HANCY	Mazda MX5	11	15:25.633	13.065	13.065	79.14	1:22.115	5
3	44	Matthew HALLAM	Mazda MX5	11	15:26.026	13.458	0.393	79.11	1:22.309	5
4	93	Ben ABBITT	Mazda MX5	11	15:26.136	13.568	0.110	79.10	1:22.286	5
5	92	Jordan JOHNSON	Mazda MX5	11	15:26.252	13.684	0.116	79.09	1:22.100	6
6	9	Ian TOMLINSON	Mazda MX5	11	15:32.800	20.232	6.548	78.53	1:22.664	3
7	50	Christian YOUNG	Mazda MX5	11	15:33.689	21.121	0.889	78.46	1:23.302	3
8	14	Lloyd HUGGINS	Mazda MX5	11	15:33.797	21.229	0.108	78.45	1:23.006	6
9	66	Hayden MCDONALD	Mazda MX5	11	15:34.434	21.866	0.637	78.40	1:23.337	4
10	141	James WINSTANLEY	Mazda MX5	11	15:35.713	23.145	1.279	78.29	1:23.260	3
11	67	David ABBITT	Mazda MX5	11	15:45.603	33.035	9.890	77.47	1:24.337	8
12	68	Amy BARKER	Mazda MX5	11	15:45.810	33.242	0.207	77.45	1:24.429	7
13	128	Samuel GORMER	Mazda MX5	11	15:46.159	33.591	0.349	77.42	1:24.067	6
14	22	Adrian JOHNSON	Mazda MX5	11	15:46.421	33.853	0.262	77.40	1:24.097	10
15	98	Alex LEWINGTON	Mazda MX5	11	15:47.615	35.047	1.194	77.31	1:23.792	6
16	21	Matthew PENNEFATHER-NEAL	Mazda MX5	11	15:50.106	37.538	2.491	77.10	1:23.528	4
17	32	Jake MICKLEWRIGHT	Mazda MX5	11	15:53.350	40.782	3.244	76.84	1:24.716	10
18	46	Nicola FAVOT	Mazda MX5	11	15:54.067	41.499	0.717	76.78	1:24.264	3
19	27	David BROWN	Mazda MX5	11	15:55.219	42.651	1.152	76.69	1:22.931	4
20	214	John GOLDSMITH	Mazda MX5	11	16:09.772	57.204	14.553	75.54	1:25.926	2
21	29	Mary BARNARD	Mazda MX5	11	16:10.204	57.636	0.432	75.51	1:26.297	8
22	91	Steve QUENBY	Mazda MX5	11	16:18.543	1:05.975	8.339	74.86	1:27.004	3
23	191	Philip Andrew BARRETT	Mazda MX5	11	16:19.393	1:06.825	0.850	74.80	1:26.540	10
24	90	Andrew ROBINSON	Mazda MX5	11	16:20.238	1:07.670	0.845	74.73	1:27.147	4
25	78	Charlie BRISKER	Mazda MX5	10	15:58.187	1 Lap	1 Lap	69.50	1:27.398	3
26	60	Steven LEWINGTON	Mazda MX5	10	16:11.612	1 Lap	13.425	68.54	1:31.968	9

FASTEST LAP

1	Ben SHORT	Mazda MX5	4	1:21.268	81.95 mph	131.88 kph
---	-----------	-----------	---	----------	-----------	------------

Car No 93 - 5 place grid penalty - From Race 11

Weather / Track : Bright / Dry

These results are provisional until the conclusion of any judicial and technical matters.

Race Distance: 11 Laps / 20.35 miles

Castle Combe: 1.8500 miles

Date: 12/06/2022 Start: 14:39 Finish: 14:55

Clerk Of Course : Bob Honeysett	Stewards :	Timekeeper : Peter Knight
---------------------------------	------------	---------------------------

750MC 5Club Racing MX5 Cup

RACE 17 - LAP ANALYSIS

DIFF = Difference To Personal Best Lap

P1 1 Ben SHORT				
LAP	LAP TIME	DIFF	MPH	TIME OF DAY
1 -	1:32.217	10.949	72.22	14:41:31.474
2 -	1:23.054	1.786	80.18	14:42:54.528
3 -	1:21.565 (2)	0.297	81.65	14:44:16.093
4 -	1:21.268 (1)		81.95	14:45:37.361
5 -	1:21.614 (3)	0.346	81.60	14:46:58.975
6 -	1:21.816	0.548	81.40	14:48:20.791
7 -	1:21.798	0.530	81.42	14:49:42.589
8 -	1:22.416	1.148	80.80	14:51:05.005
9 -	1:22.110	0.842	81.11	14:52:27.115
10 -	1:22.157	0.889	81.06	14:53:49.272
11 -	1:22.553	1.285	80.67	14:55:11.825

P2 40 Ben HANCY				
LAP	LAP TIME	DIFF	MPH	TIME OF DAY
1 -	1:32.084	9.969	72.32	14:41:31.341
2 -	1:23.644	1.529	79.62	14:42:54.985
3 -	1:22.533 (3)	0.418	80.69	14:44:17.518
4 -	1:25.728	3.613	77.68	14:45:43.246
5 -	1:22.115 (1)		81.10	14:47:05.361
6 -	1:22.531 (2)	0.416	80.69	14:48:27.892
7 -	1:23.338	1.223	79.91	14:49:51.230
8 -	1:24.386	2.271	78.92	14:51:15.616
9 -	1:22.982	0.867	80.25	14:52:38.598
10 -	1:23.171	1.056	80.07	14:54:01.769
11 -	1:23.121	1.006	80.12	14:55:24.890

P3 44 Matthew HALLAM				
LAP	LAP TIME	DIFF	MPH	TIME OF DAY
1 -	1:33.209	10.900	71.45	14:41:32.466
2 -	1:23.583	1.274	79.68	14:42:56.049
3 -	1:22.623 (2)	0.314	80.60	14:44:18.672
4 -	1:24.240	1.931	79.06	14:45:42.912
5 -	1:22.309 (1)		80.91	14:47:05.221
6 -	1:22.880 (3)	0.571	80.35	14:48:28.101
7 -	1:23.692	1.383	79.57	14:49:51.793
8 -	1:23.550	1.241	79.71	14:51:15.343
9 -	1:23.094	0.785	80.15	14:52:38.437
10 -	1:23.714	1.405	79.55	14:54:02.151
11 -	1:23.132	0.823	80.11	14:55:25.283

P4 93 Ben ABBITT				
LAP	LAP TIME	DIFF	MPH	TIME OF DAY
1 -	1:33.015	10.729	71.60	14:41:32.272
2 -	1:23.101	0.815	80.14	14:42:55.373
3 -	1:22.528 (2)	0.242	80.70	14:44:17.901
4 -	1:24.537	2.251	78.78	14:45:42.438
5 -	1:22.286 (1)		80.93	14:47:04.724
6 -	1:22.742 (3)	0.456	80.49	14:48:27.466
7 -	1:23.962	1.676	79.32	14:49:51.428
8 -	1:23.556	1.270	79.70	14:51:14.984
9 -	1:23.146	0.860	80.10	14:52:38.130
10 -	1:23.494	1.208	79.76	14:54:01.624
11 -	1:23.769	1.483	79.50	14:55:25.393

P5 92 Jordan JOHNSON				
LAP	LAP TIME	DIFF	MPH	TIME OF DAY
1 -	1:33.585	11.485	71.16	14:41:32.842
2 -	1:25.220	3.120	78.15	14:42:58.062
3 -	1:22.549 (2)	0.449	80.67	14:44:20.611

DIFF = Difference To Personal Best Lap

4 -	1:23.708	1.608	79.56	14:45:44.319
5 -	1:22.793	0.693	80.44	14:47:07.112
6 -	1:22.100 (1)		81.12	14:48:29.212
7 -	1:22.733 (3)	0.633	80.50	14:49:51.945
8 -	1:23.847	1.747	79.43	14:51:15.792
9 -	1:23.002	0.902	80.23	14:52:38.794
10 -	1:23.572	1.472	79.69	14:54:02.366
11 -	1:23.143	1.043	80.10	14:55:25.509

P6 9 Ian TOMLINSON				
LAP	LAP TIME	DIFF	MPH	TIME OF DAY
1 -	1:34.050	11.386	70.81	14:41:33.307
2 -	1:25.129	2.465	78.23	14:42:58.436
3 -	1:22.664 (1)		80.56	14:44:21.100
4 -	1:23.591 (2)	0.927	79.67	14:45:44.691
5 -	1:24.014	1.350	79.27	14:47:08.705
6 -	1:23.871	1.207	79.40	14:48:32.576
7 -	1:23.882	1.218	79.39	14:49:56.458
8 -	1:24.002	1.338	79.28	14:51:20.460
9 -	1:24.083	1.419	79.20	14:52:44.543
10 -	1:23.725 (3)	1.061	79.54	14:54:08.268
11 -	1:23.789	1.125	79.48	14:55:32.057

P7 50 Christian YOUNG				
LAP	LAP TIME	DIFF	MPH	TIME OF DAY
1 -	1:31.956	8.654	72.42	14:41:31.213
2 -	1:25.678	2.376	77.73	14:42:56.891
3 -	1:23.302 (1)		79.95	14:44:20.193
4 -	1:24.044	0.742	79.24	14:45:44.237
5 -	1:23.798 (2)	0.496	79.47	14:47:08.035
6 -	1:24.294	0.992	79.00	14:48:32.329
7 -	1:23.896 (3)	0.594	79.38	14:49:56.225
8 -	1:24.622	1.320	78.70	14:51:20.847
9 -	1:24.031	0.729	79.25	14:52:44.878
10 -	1:23.937	0.635	79.34	14:54:08.815
11 -	1:24.131	0.829	79.16	14:55:32.946

P8 14 Lloyd HUGGINS				
LAP	LAP TIME	DIFF	MPH	TIME OF DAY
1 -	1:33.136	10.130	71.50	14:41:32.393
2 -	1:26.300	3.294	77.17	14:42:58.693
3 -	1:23.176 (2)	0.170	80.07	14:44:21.869
4 -	1:23.191 (3)	0.185	80.05	14:45:45.060
5 -	1:25.301	2.295	78.07	14:47:10.361
6 -	1:23.006 (1)		80.23	14:48:33.367
7 -	1:23.909	0.903	79.37	14:49:57.276
8 -	1:24.455	1.449	78.85	14:51:21.731
9 -	1:23.764	0.758	79.50	14:52:45.495
10 -	1:24.289	1.283	79.01	14:54:09.784
11 -	1:23.270	0.264	79.98	14:55:33.054

P9 66 Hayden MCDONALD				
LAP	LAP TIME	DIFF	MPH	TIME OF DAY
1 -	1:32.889	9.552	71.69	14:41:32.146
2 -	1:25.792	2.455	77.62	14:42:57.938
3 -	1:24.336	0.999	78.97	14:44:22.274
4 -	1:23.337 (1)		79.91	14:45:45.611
5 -	1:23.787	0.450	79.48	14:47:09.398
6 -	1:23.472 (3)	0.135	79.78	14:48:32.870
7 -	1:24.148	0.811	79.14	14:49:57.018
8 -	1:24.256	0.919	79.04	14:51:21.274
9 -	1:24.028	0.691	79.25	14:52:45.302

750MC 5Club Racing MX5 Cup

RACE 17 - LAP ANALYSIS

DIFF = Difference To Personal Best Lap

10 -	1:24.934	1.597	78.41	14:54:10.236
11 -	1:23.455 (2)	0.118	79.80	14:55:33.691

P10 141 James WINSTANLEY

LAP	LAP TIME	DIFF	MPH	TIME OF DAY
1 -	1:34.362	11.102	70.57	14:41:33.619
2 -	1:25.540	2.280	77.85	14:42:59.159
3 -	1:23.260 (1)		79.99	14:44:22.419
4 -	1:23.386 (3)	0.126	79.86	14:45:45.805
5 -	1:24.342	1.082	78.96	14:47:10.147
6 -	1:23.562	0.302	79.70	14:48:33.709
7 -	1:23.753	0.493	79.51	14:49:57.462
8 -	1:24.761	1.501	78.57	14:51:22.223
9 -	1:24.383	1.123	78.92	14:52:46.606
10 -	1:25.039	1.779	78.31	14:54:11.645
11 -	1:23.325 (2)	0.065	79.92	14:55:34.970

P11 67 David ABBITT

LAP	LAP TIME	DIFF	MPH	TIME OF DAY
1 -	1:36.880	12.543	68.74	14:41:36.137
2 -	1:25.052	0.715	78.30	14:43:01.189
3 -	1:24.749	0.412	78.58	14:44:25.938
4 -	1:24.848	0.511	78.49	14:45:50.786
5 -	1:24.592	0.255	78.73	14:47:15.378
6 -	1:25.153	0.816	78.21	14:48:40.531
7 -	1:24.562 (3)	0.225	78.75	14:50:05.093
8 -	1:24.337 (1)		78.96	14:51:29.430
9 -	1:25.339	1.002	78.04	14:52:54.769
10 -	1:24.524 (2)	0.187	78.79	14:54:19.293
11 -	1:25.567	1.230	77.83	14:55:44.860

P12 68 Amy BARKER

LAP	LAP TIME	DIFF	MPH	TIME OF DAY
1 -	1:36.415	11.986	69.07	14:41:35.672
2 -	1:25.899	1.470	77.53	14:43:01.571
3 -	1:24.646	0.217	78.68	14:44:26.217
4 -	1:25.293	0.864	78.08	14:45:51.510
5 -	1:24.778	0.349	78.55	14:47:16.288
6 -	1:24.562 (3)	0.133	78.75	14:48:40.850
7 -	1:24.429 (1)		78.88	14:50:05.279
8 -	1:24.592	0.163	78.73	14:51:29.871
9 -	1:25.158	0.729	78.20	14:52:55.029
10 -	1:24.447 (2)	0.018	78.86	14:54:19.476
11 -	1:25.591	1.162	77.81	14:55:45.067

P13 128 Samuel GORMER

LAP	LAP TIME	DIFF	MPH	TIME OF DAY
1 -	1:38.702	14.635	67.47	14:41:37.959
2 -	1:24.464 (3)	0.397	78.85	14:43:02.423
3 -	1:25.087	1.020	78.27	14:44:27.510
4 -	1:24.696	0.629	78.63	14:45:52.206
5 -	1:25.009	0.942	78.34	14:47:17.215
6 -	1:24.067 (1)		79.22	14:48:41.282
7 -	1:24.634	0.567	78.69	14:50:05.916
8 -	1:24.258 (2)	0.191	79.04	14:51:30.174
9 -	1:25.206	1.139	78.16	14:52:55.380
10 -	1:24.470	0.403	78.84	14:54:19.850
11 -	1:25.566	1.499	77.83	14:55:45.416

DIFF = Difference To Personal Best Lap

P14 22 Adrian JOHNSON				
LAP	LAP TIME	DIFF	MPH	TIME OF DAY
1 -	1:36.038	11.941	69.34	14:41:35.295
2 -	1:25.479	1.382	77.91	14:43:00.774
3 -	1:24.525	0.428	78.79	14:44:25.299
4 -	1:27.249	3.152	76.33	14:45:52.548
5 -	1:25.923	1.826	77.51	14:47:18.471
6 -	1:24.259 (2)	0.162	79.04	14:48:42.730
7 -	1:24.328 (3)	0.231	78.97	14:50:07.058
8 -	1:24.589	0.492	78.73	14:51:31.647
9 -	1:25.009	0.912	78.34	14:52:56.656
10 -	1:24.097 (1)		79.19	14:54:20.753
11 -	1:24.925	0.828	78.42	14:55:45.678

P15 98 Alex LEWINGTON

LAP	LAP TIME	DIFF	MPH	TIME OF DAY
1 -	1:37.415	13.623	68.36	14:41:36.672
2 -	1:25.311	1.519	78.06	14:43:01.983
3 -	1:24.692	0.900	78.63	14:44:26.675
4 -	1:25.212	1.420	78.15	14:45:51.887
5 -	1:25.960	2.168	77.47	14:47:17.847
6 -	1:23.792 (1)		79.48	14:48:41.639
7 -	1:24.590 (3)	0.798	78.73	14:50:06.229
8 -	1:24.376 (2)	0.584	78.93	14:51:30.605
9 -	1:25.802	2.010	77.62	14:52:56.407
10 -	1:25.291	1.499	78.08	14:54:21.698
11 -	1:25.174	1.382	78.19	14:55:46.872

P16 21 Matthew PENNEFATHER-NEAL

LAP	LAP TIME	DIFF	MPH	TIME OF DAY
1 -	1:33.425	9.897	71.28	14:41:32.682
2 -	1:24.504	0.976	78.81	14:42:57.186
3 -	1:23.764	0.236	79.50	14:44:20.950
4 -	1:23.528 (1)		79.73	14:45:44.478
5 -	1:23.712 (3)	0.184	79.55	14:47:08.190
6 -	1:23.654 (2)	0.126	79.61	14:48:31.844
7 -	1:24.776	1.248	78.56	14:49:56.620
8 -	1:25.293	1.765	78.08	14:51:21.913
9 -	1:24.962	1.434	78.38	14:52:46.875
10 -	1:24.159	0.631	79.13	14:54:11.034
11 -	1:38.329	14.801	67.73	14:55:49.363

P17 32 Jake MICKLEWRIGHT

LAP	LAP TIME	DIFF	MPH	TIME OF DAY
1 -	1:39.138	14.422	67.17	14:41:38.395
2 -	1:25.013	0.297	78.34	14:43:03.408
3 -	1:24.907	0.191	78.43	14:44:28.315
4 -	1:25.004	0.288	78.34	14:45:53.319
5 -	1:25.909	1.193	77.52	14:47:19.228
6 -	1:24.759 (2)	0.043	78.57	14:48:43.987
7 -	1:24.906 (3)	0.190	78.44	14:50:08.893
8 -	1:25.845	1.129	77.58	14:51:34.738
9 -	1:25.960	1.244	77.47	14:53:00.698
10 -	1:24.716 (1)		78.61	14:54:25.414
11 -	1:27.193	2.477	76.38	14:55:52.607

P18 46 Nicola FAVOT

LAP	LAP TIME	DIFF	MPH	TIME OF DAY
1 -	1:35.708	11.444	69.58	14:41:34.965
2 -	1:25.482	1.218	77.91	14:43:00.447
3 -	1:24.264 (1)		79.03	14:44:24.711

750MC 5Club Racing MX5 Cup

RACE 17 - LAP ANALYSIS

DIFF = Difference To Personal Best Lap

4 -	1:26.869	2.605	76.66	14:45:51.580
5 -	1:28.068	3.804	75.62	14:47:19.648
6 -	1:24.841 (3)	0.577	78.50	14:48:44.489
7 -	1:24.545 (2)	0.281	78.77	14:50:09.034
8 -	1:25.036	0.772	78.32	14:51:34.070
9 -	1:27.370	3.106	76.22	14:53:01.440
10 -	1:24.889	0.625	78.45	14:54:26.329
11 -	1:26.995	2.731	76.55	14:55:53.324

P19 27 David BROWN

LAP	LAP TIME	DIFF	MPH	TIME OF DAY
1 -	1:35.192	12.261	69.96	14:41:34.449
2 -	1:25.597	2.666	77.80	14:43:00.046
3 -	1:23.299 (2)	0.368	79.95	14:44:23.345
4 -	1:22.931 (1)		80.30	14:45:46.276
5 -	1:24.286	1.355	79.01	14:47:10.562
6 -	1:23.706 (3)	0.775	79.56	14:48:34.268
7 -	1:24.447	1.516	78.86	14:49:58.715
8 -	1:24.541	1.610	78.77	14:51:23.256
9 -	1:40.266	17.335	66.42	14:53:03.522
10 -	1:24.974	2.043	78.37	14:54:28.496
11 -	1:25.980	3.049	77.46	14:55:54.476

P20 214 John GOLDSMITH

LAP	LAP TIME	DIFF	MPH	TIME OF DAY
1 -	1:40.615	14.689	66.19	14:41:39.872
2 -	1:25.926 (1)		77.50	14:43:05.798
3 -	1:26.390 (3)	0.464	77.09	14:44:32.188
4 -	1:27.454	1.528	76.15	14:45:59.642
5 -	1:27.452	1.526	76.15	14:47:27.094
6 -	1:27.424	1.498	76.18	14:48:54.518
7 -	1:27.050	1.124	76.50	14:50:21.568
8 -	1:26.379 (2)	0.453	77.10	14:51:47.947
9 -	1:27.203	1.277	76.37	14:53:15.150
10 -	1:26.895	0.969	76.64	14:54:42.045
11 -	1:26.984	1.058	76.56	14:56:09.029

P21 29 Mary BARNARD

LAP	LAP TIME	DIFF	MPH	TIME OF DAY
1 -	1:38.528	12.231	67.59	14:41:37.785
2 -	1:27.219	0.922	76.35	14:43:05.004
3 -	1:27.872	1.575	75.79	14:44:32.876
4 -	1:27.130	0.833	76.43	14:46:00.006
5 -	1:27.494	1.197	76.11	14:47:27.500
6 -	1:27.332	1.035	76.26	14:48:54.832
7 -	1:27.105	0.808	76.45	14:50:21.937
8 -	1:26.297 (1)		77.17	14:51:48.234
9 -	1:27.432	1.135	76.17	14:53:15.666
10 -	1:26.723 (2)	0.426	76.79	14:54:42.389
11 -	1:27.072 (3)	0.775	76.48	14:56:09.461

P22 91 Steve QUENBY

LAP	LAP TIME	DIFF	MPH	TIME OF DAY
1 -	1:42.025	15.021	65.27	14:41:41.282
2 -	1:27.430 (2)	0.426	76.17	14:43:08.712
3 -	1:27.004 (1)		76.54	14:44:35.716
4 -	1:27.742	0.738	75.90	14:46:03.458
5 -	1:28.207	1.203	75.50	14:47:31.665
6 -	1:27.945	0.941	75.72	14:48:59.610
7 -	1:27.446 (3)	0.442	76.16	14:50:27.056
8 -	1:27.456	0.452	76.15	14:51:54.512
9 -	1:27.527	0.523	76.09	14:53:22.039

DIFF = Difference To Personal Best Lap

10 -	1:27.610	0.606	76.01	14:54:49.649
11 -	1:28.151	1.147	75.55	14:56:17.800

P23 191 Philip Andrew BARRETT

LAP	LAP TIME	DIFF	MPH	TIME OF DAY
1 -	1:47.128	20.588	62.16	14:41:46.385
2 -	1:27.324	0.784	76.26	14:43:13.709
3 -	1:27.107	0.567	76.45	14:44:40.816
4 -	1:27.611	1.071	76.01	14:46:08.427
5 -	1:27.020 (3)	0.480	76.53	14:47:35.447
6 -	1:27.426	0.886	76.17	14:49:02.873
7 -	1:26.550 (2)	0.010	76.95	14:50:29.423
8 -	1:27.352	0.812	76.24	14:51:56.775
9 -	1:27.258	0.718	76.32	14:53:24.033
10 -	1:26.540 (1)		76.95	14:54:50.573
11 -	1:28.077	1.537	75.61	14:56:18.650

P24 90 Andrew ROBINSON

LAP	LAP TIME	DIFF	MPH	TIME OF DAY
1 -	1:42.866	15.719	64.74	14:41:42.123
2 -	1:27.379 (3)	0.232	76.22	14:43:09.502
3 -	1:27.447	0.300	76.16	14:44:36.949
4 -	1:27.147 (1)		76.42	14:46:04.096
5 -	1:27.847	0.700	75.81	14:47:31.943
6 -	1:28.357	1.210	75.37	14:49:00.300
7 -	1:27.519	0.372	76.09	14:50:27.819
8 -	1:27.326 (2)	0.179	76.26	14:51:55.145
9 -	1:27.463	0.316	76.14	14:53:22.608
10 -	1:27.659	0.512	75.97	14:54:50.267
11 -	1:29.228	2.081	74.64	14:56:19.495

P25 78 Charlie BRISKER

LAP	LAP TIME	DIFF	MPH	TIME OF DAY
1 -	1:42.637	15.239	64.88	14:41:41.894
2 -	1:28.065 (2)	0.667	75.62	14:43:09.959
3 -	1:27.398 (1)		76.20	14:44:37.357
4 -	1:56.320	28.922	57.25	14:46:33.677
5 -	1:45.010	17.612	63.42	14:48:18.687
6 -	1:31.194	3.796	73.03	14:49:49.881
7 -	1:33.280	5.882	71.39	14:51:23.161
8 -	1:30.090 (3)	2.692	73.92	14:52:53.251
9 -	1:31.880	4.482	72.48	14:54:25.131
10 -	1:32.313	4.915	72.14	14:55:57.444

P26 60 Steven LEWINGTON

LAP	LAP TIME	DIFF	MPH	TIME OF DAY
1 -	1:46.852	14.884	62.32	14:41:46.109
2 -	1:34.179	2.211	70.71	14:43:20.288
3 -	1:33.260 (3)	1.292	71.41	14:44:53.548
4 -	1:36.409	4.441	69.08	14:46:29.957
5 -	1:40.332	8.364	66.37	14:48:10.289
6 -	1:37.860	5.892	68.05	14:49:48.149
7 -	1:39.462	7.494	66.96	14:51:27.611
8 -	1:38.467	6.499	67.63	14:53:06.078
9 -	1:31.968 (1)		72.41	14:54:38.046
10 -	1:32.823 (2)	0.855	71.74	14:56:10.869

750MC 5Club Racing MX5 Cup

RACE 17 - LAP CHART

LAP 1 @ 14:41:31.213			LAP 2 @ 14:42:54.528			LAP 3 @ 14:44:16.093			LAP 4 @ 14:45:37.361			LAP 5 @ 14:46:58.975		
NO	BEHIND	LAP TIME	NO	BEHIND	LAP TIME	NO	BEHIND	LAP TIME	NO	BEHIND	LAP TIME	NO	BEHIND	LAP TIME
50		1:31.956	1		1:23.054	1		1:21.565	1		1:21.268	1		1:21.614
40	0.128	1:32.084	40	0.457	1:23.644	40	1.425	1:22.533	93	5.077	1:24.537	93	5.749	1:22.286
1	0.261	1:32.217	93	0.845	1:23.101	93	1.808	1:22.528	44	5.551	1:24.240	44	6.246	1:22.309
66	0.933	1:32.889	44	1.521	1:23.583	44	2.579	1:22.623	40	5.885	1:25.728	40	6.386	1:22.115
93	1.059	1:33.015	50	2.363	1:25.678	50	4.100	1:23.302	50	6.876	1:24.044	92	8.137	1:22.793
14	1.180	1:33.136	21	2.658	1:24.504	92	4.518	1:22.549	92	6.958	1:23.708	50	9.060	1:23.798
44	1.253	1:33.209	66	3.410	1:25.792	21	4.857	1:23.764	21	7.117	1:23.528	21	9.215	1:23.712
21	1.469	1:33.425	92	3.534	1:25.220	9	5.007	1:22.664	9	7.330	1:23.591	9	9.730	1:24.014
92	1.629	1:33.585	9	3.908	1:25.129	14	5.776	1:23.176	14	7.699	1:23.191	66	10.423	1:23.787
9	2.094	1:34.050	14	4.165	1:26.300	66	6.181	1:24.336	66	8.250	1:23.337	141	11.172	1:24.342
141	2.406	1:34.362	141	4.631	1:25.540	141	6.326	1:23.260	141	8.444	1:23.386	14	11.386	1:25.301
27	3.236	1:35.192	27	5.518	1:25.597	27	7.252	1:23.299	27	8.915	1:22.931	27	11.587	1:24.286
46	3.752	1:35.708	46	5.919	1:25.482	46	8.618	1:24.264	67	13.425	1:24.848	67	16.403	1:24.592
22	4.082	1:36.038	22	6.246	1:25.479	22	9.206	1:24.525	68	14.149	1:25.293	68	17.313	1:24.778
68	4.459	1:36.415	67	6.661	1:25.052	67	9.845	1:24.749	46	14.219	1:26.869	128	18.240	1:25.009
67	4.924	1:36.880	68	7.043	1:25.899	68	10.124	1:24.646	98	14.526	1:25.212	98	18.872	1:25.960
98	5.459	1:37.415	98	7.455	1:25.311	98	10.582	1:24.692	128	14.845	1:24.696	22	19.496	1:25.923
29	6.572	1:38.528	128	7.895	1:24.464	128	11.417	1:25.087	22	15.187	1:27.249	32	20.253	1:25.909
128	6.746	1:38.702	32	8.880	1:25.013	32	12.222	1:24.907	32	15.958	1:25.004	46	20.673	1:28.068
32	7.182	1:39.138	29	10.476	1:27.219	214	16.095	1:26.390	214	22.281	1:27.454	214	28.119	1:27.452
214	8.659	1:40.615	214	11.270	1:25.926	29	16.783	1:27.872	29	22.645	1:27.130	29	28.525	1:27.494
91	10.069	1:42.025	91	14.184	1:27.430	91	19.623	1:27.004	91	26.097	1:27.742	91	32.690	1:28.207
78	10.681	1:42.637	90	14.974	1:27.379	90	20.856	1:27.447	90	26.735	1:27.147	90	32.968	1:27.847
90	10.910	1:42.866	78	15.431	1:28.065	78	21.264	1:27.398	191	31.066	1:27.611	191	36.472	1:27.020
60	14.896	1:46.852	191	19.181	1:27.324	191	24.723	1:27.107	60	52.596	1:36.409	60	1:11.314	1:40.332
191	15.172	1:47.128	60	25.760	1:34.179	60	37.455	1:33.260	78	56.316	1:56.320	78	1:19.712	1:45.010

750MC 5Club Racing MX5 Cup

RACE 17 - LAP CHART

LAP 6 @ 14:48:20.791			LAP 7 @ 14:49:42.589			LAP 8 @ 14:51:05.005			LAP 9 @ 14:52:27.115			LAP 10 @ 14:53:49.272		
NO	BEHIND	LAP TIME	NO	BEHIND	LAP TIME	NO	BEHIND	LAP TIME	NO	BEHIND	LAP TIME	NO	BEHIND	LAP TIME
1		1:21.816	1		1:21.798	1		1:22.416	1		1:22.110	1		1:22.157
93	6.675	1:22.742	60	1 Lap	1:37.860	93	9.979	1:23.556	93	11.015	1:23.146	93	12.352	1:23.494
40	7.101	1:22.531	78	1 Lap	1:31.194	44	10.338	1:23.550	44	11.322	1:23.094	40	12.497	1:23.171
44	7.310	1:22.880	40	8.641	1:23.338	40	10.611	1:24.386	40	11.483	1:22.982	44	12.879	1:23.714
92	8.421	1:22.100	93	8.839	1:23.962	92	10.787	1:23.847	92	11.679	1:23.002	92	13.094	1:23.572
21	11.053	1:23.654	44	9.204	1:23.692	9	15.455	1:24.002	9	17.428	1:24.083	9	18.996	1:23.725
50	11.538	1:24.294	92	9.356	1:22.733	50	15.842	1:24.622	50	17.763	1:24.031	50	19.543	1:23.937
9	11.785	1:23.871	50	13.636	1:23.896	66	16.269	1:24.256	66	18.187	1:24.028	14	20.512	1:24.289
66	12.079	1:23.472	9	13.869	1:23.882	14	16.726	1:24.455	14	18.380	1:23.764	66	20.964	1:24.934
14	12.576	1:23.006	21	14.031	1:24.776	21	16.908	1:25.293	141	19.491	1:24.383	21	21.762	1:24.159
141	12.918	1:23.562	66	14.429	1:24.148	141	17.218	1:24.761	21	19.760	1:24.962	141	22.373	1:25.039
27	13.477	1:23.706	14	14.687	1:23.909	78	1 Lap	1:33.280	78	1 Lap	1:30.090	67	30.021	1:24.524
67	19.740	1:25.153	141	14.873	1:23.753	27	18.251	1:24.541	67	27.654	1:25.339	68	30.204	1:24.447
68	20.059	1:24.562	27	16.126	1:24.447	60	1 Lap	1:39.462	68	27.914	1:25.158	128	30.578	1:24.470
128	20.491	1:24.067	67	22.504	1:24.562	67	24.425	1:24.337	128	28.265	1:25.206	22	31.481	1:24.097
98	20.848	1:23.792	68	22.690	1:24.429	68	24.866	1:24.592	98	29.292	1:25.802	98	32.426	1:25.291
22	21.939	1:24.259	128	23.327	1:24.634	128	25.169	1:24.258	22	29.541	1:25.009	78	1 Lap	1:31.880
32	23.196	1:24.759	98	23.640	1:24.590	98	25.600	1:24.376	32	33.583	1:25.960	32	36.142	1:24.716
46	23.698	1:24.841	22	24.469	1:24.328	22	26.642	1:24.589	46	34.325	1:27.370	46	37.057	1:24.889
214	33.727	1:27.424	32	26.304	1:24.906	46	29.065	1:25.036	27	36.407	1:40.266	27	39.224	1:24.974
29	34.041	1:27.332	46	26.445	1:24.545	32	29.733	1:25.845	60	1 Lap	1:38.467	60	1 Lap	1:31.968
91	38.819	1:27.945	214	38.979	1:27.050	214	42.942	1:26.379	214	48.035	1:27.203	214	52.773	1:26.895
90	39.509	1:28.357	29	39.348	1:27.105	29	43.229	1:26.297	29	48.551	1:27.432	29	53.117	1:26.723
191	42.082	1:27.426	91	44.467	1:27.446	91	49.507	1:27.456	91	54.924	1:27.527	91	1:00.377	1:27.610
			90	45.230	1:27.519	90	50.140	1:27.326	90	55.493	1:27.463	90	1:00.995	1:27.659
			191	46.834	1:26.550	191	51.770	1:27.352	191	56.918	1:27.258	191	1:01.301	1:26.540

750MC 5Club Racing MX5 Cup

RACE 17 - LAP CHART

LAP 11 @ 14:55:11.825

NO	BEHIND	LAP TIME
1		1:22.553
40	13.065	1:23.121
44	13.458	1:23.132
93	13.568	1:23.769
92	13.684	1:23.143
9	20.232	1:23.789
50	21.121	1:24.131
14	21.229	1:23.270
66	21.866	1:23.455
141	23.145	1:23.325
67	33.035	1:25.567
68	33.242	1:25.591
128	33.591	1:25.566
22	33.853	1:24.925
98	35.047	1:25.174
21	37.538	1:38.329
32	40.782	1:27.193
46	41.499	1:26.995
27	42.651	1:25.980
78	1 Lap	1:32.313
214	57.204	1:26.984
29	57.636	1:27.072
60	1 Lap	1:32.823
91	1:05.975	1:28.151
191	1:06.825	1:28.077
90	1:07.670	1:29.228

750MC 5Club Racing MX5 Cup

RACE 17 - STATISTICS

Competitors Started 26
Planned Start 2022-06-12 @ 14:30:00.000
Actual Start 2022-06-12 @ 14:39:59.256
Finish Time 2022-06-12 @ 14:55:10.957
Track Length 1.8500mi.
Total Laps 284
Total Distance Covered 525.4023mi.

Session Fastest Lap History

NO	NAME	LAP TIME	TIME OF DAY	LAP	VEHICLE
50	Christian YOUNG	1:31.956	14:41:31.212	1	Mazda MX5
1	Ben SHORT	1:23.054	14:42:54.530	2	Mazda MX5
1	Ben SHORT	1:21.565	14:44:16.095	3	Mazda MX5
1	Ben SHORT	1:21.268	14:45:37.363	4	Mazda MX5

Session Leader History

NO	NAME	FROM LAP	LAPS LED	DISTANCE	VEHICLE
50	Christian YOUNG	1	1	1.85 miles	Mazda MX5
1	Ben SHORT	2	10	18.50 miles	Mazda MX5

Flag History

TYPE	TIME OF DAY
GREEN	14:39:59.256
FINISH	14:55:10.957

Flag Statistics

TYPE	COUNT	TOTAL LAPS	TOTAL TIME
Green	1	11	16:46.747
Red	0	0	0.000
Safety Car	0	0	0.000
FCY	0	0	0.000