



Qualifying 4
Switch MX5 Cup by 5Club

Pl	No	Cl	Name	Car	Laps	Time on Lap	Behind	MPH	
1	778		Ali BRAY	Mazda MX5	6	2:20.70	4	75.97	
2	71		Ben SHORT	Mazda MX5	6	2:21.22	6	0.52	75.69
3	881		Jack SYCAMORE	Mazda MX5	6	2:21.55	6	0.85	75.51
4	93		Ben ABBITT	Mazda MX5	6	2:21.83	6	1.13	75.36
5	1		Ben HANCY	Mazda MX5	6	2:22.10	6	1.40	75.22
6	54		Marcus BAILEY	Mazda MX5	6	2:22.39	6	1.69	75.06
7	777		Courtney MILNES	Mazda MX5	6	2:22.41	6	1.71	75.05
8	97		Kian DONALDSON	Mazda MX5	6	2:22.48	6	1.78	75.02
9	92		Jordan JOHNSON	Mazda MX5	6	2:22.99	6	2.29	74.75
10	55		George KING	Mazda MX5	6	2:23.12	5	2.42	74.68
11	67		David ABBITT	Mazda MX5	6	2:24.26	6	3.56	74.09
12	9		Ian TOMLINSON	Mazda MX5	6	2:24.28	5	3.58	74.08
13	94		Liam COCHRANE	Mazda MX5	6	2:24.92	5	4.22	73.75
14	72		Matthew SHORT	Mazda MX5	6	2:25.15	6	4.45	73.64
15	25		Daniel WATKINS	Mazda MX5	6	2:25.55	5	4.85	73.43
16	14		Lloyd HUGGINS	Mazda MX5	6	2:25.73	5	5.03	73.34
17	22		Adrian JOHNSON	Mazda MX5	6	2:26.22	6	5.52	73.10
18	66		Hayden McDONALD	Mazda MX5	6	2:26.33	3	5.63	73.04
19	21		Matthew PENNEFATHER-NEAL	Mazda MX5	6	2:26.91	4	6.21	72.75
20	122		Billy KING	Mazda MX5	6	2:28.82	4	8.12	71.82
21	11		Stephen ROBINSON	Mazda MX5	6	2:28.90	3	8.20	71.78
22	96		Sam MOODY	Mazda MX5	5	2:29.08	4	8.38	71.70
23	38		Peter GRIFFIN	Mazda MX5	6	2:29.19	5	8.49	71.64
24	30		Jake MICKLEWRIGHT	Mazda MX5	6	2:29.33	6	8.63	71.58
25	13		James McCANN	Mazda MX5	6	2:29.59	4	8.89	71.45
26	46		Nicola FAVOT	Mazda MX5	6	2:29.67	5	8.97	71.41
27	7		William PICKARD	Mazda MX5	6	2:30.62	6	9.92	70.96
28	90		Andrew ROBINSON	Mazda MX5	6	2:31.19	5	10.49	70.70
29	53		Stephen REED	Mazda MX5	6	2:31.25	6	10.55	70.67
30	91		Steve QUENBY	Mazda MX5	5	2:32.44	5	11.74	70.12
31	191		Philip Andrew BARRETT	Mazda MX5	5	2:33.10	5	12.40	69.81
32	214		John GOLDSMITH	Mazda MX5	6	2:34.40	6	13.70	69.23
33	291		Paul BARNARD	Mazda MX5	5	2:35.71	5	15.01	68.64
34	70		Jeremy RIVERS-FLETCHER	Mazda MX5	5	2:40.63	4	19.93	66.54

Weather / Track: Bright / Dry

Start Time : 10:14

Snetterton 300

16 Oct 21 10:31

Clerk of Course :	Time Issued :	Chief Timekeeper : Terry Stevens
-------------------	---------------	----------------------------------

THESE RESULTS REMAIN PROVISIONAL FOR A MINIMUM OF 30 MINUTES FROM THE TIME OF ISSUE AND UNTIL ALL JUDICIAL AND TECHNICAL MATTERS HAVE BEEN SETTLED.



Switch MX5 Cup by 5Club

LAP TIMES - Qualifying 4

1	Ben HANCY										
	Lap	1	2	3	4	5	6	7	8	9	10
	1	2:29.51	2:23.17	2:23.39	2:22.72	2:22.99	2:22.10				
7	William PICKARD										
	Lap	1	2	3	4	5	6	7	8	9	10
	1	2:40.00	2:34.85	2:31.94	2:32.30	2:31.15	2:30.62				
9	Ian TOMLINSON										
	Lap	1	2	3	4	5	6	7	8	9	10
	1	2:35.19	2:27.12	2:25.76	2:25.53	2:24.28	2:24.60				
11	Stephen ROBINSON										
	Lap	1	2	3	4	5	6	7	8	9	10
	1	2:44.19	2:46.15	2:28.90	2:35.15	2:31.06	2:30.78				
13	James McCANN										
	Lap	1	2	3	4	5	6	7	8	9	10
	1	2:57.39	2:32.51	2:30.14	2:29.59	2:31.20	2:29.91				
14	Lloyd HUGGINS										
	Lap	1	2	3	4	5	6	7	8	9	10
	1	2:36.16	2:28.01	2:28.61	2:26.23	2:25.73	2:30.08				
21	Matthew PENNEFATHER-NEAL										
	Lap	1	2	3	4	5	6	7	8	9	10
	1	2:34.99	2:28.76	2:28.45	2:26.91	2:27.02	2:27.79				
22	Adrian JOHNSON										
	Lap	1	2	3	4	5	6	7	8	9	10
	1	2:34.01	2:30.49	2:27.89	2:29.31	2:26.91	2:26.22				
25	Daniel WATKINS										
	Lap	1	2	3	4	5	6	7	8	9	10
	1	2:40.26	2:33.44	2:28.38	2:27.85	2:25.55	2:28.68				
30	Jake MICKLEWRIGHT										
	Lap	1	2	3	4	5	6	7	8	9	10
	1	2:58.51	2:30.80	2:30.83	2:29.49	2:30.78	2:29.33				
38	Peter GRIFFIN										
	Lap	1	2	3	4	5	6	7	8	9	10
	1	2:39.36	2:33.67	2:31.74	2:29.48	2:29.19	2:31.25				
46	Nicola FAVOT										
	Lap	1	2	3	4	5	6	7	8	9	10
	1	2:49.73	2:33.30	2:32.55	2:30.23	2:29.67	2:29.80				
53	Stephen REED										
	Lap	1	2	3	4	5	6	7	8	9	10
	1	2:44.71	2:32.75	2:32.02	2:40.58	2:35.34	2:31.25				

54	Marcus BAILEY										
	Lap	1	2	3	4	5	6	7	8	9	10
	1	2:32.34	2:23.62	2:23.37	2:23.93	2:22.72	2:22.39				
55	George KING										
	Lap	1	2	3	4	5	6	7	8	9	10
	1	2:33.03	2:25.06	2:24.59	2:23.19	2:23.12	2:23.13				
66	Hayden McDONALD										
	Lap	1	2	3	4	5	6	7	8	9	10
	1	2:33.95	2:27.37	2:26.33	2:26.45	2:27.66	2:29.33				
67	David ABBITT										
	Lap	1	2	3	4	5	6	7	8	9	10
	1	2:52.51	2:34.11	2:26.93	2:26.16	2:24.87	2:24.26				
70	Jeremy RIVERS-FLETCHER										
	Lap	1	2	3	4	5	6	7	8	9	10
	1	2:52.93	2:41.37	2:41.12	2:40.63	2:42.14					
71	Ben SHORT										
	Lap	1	2	3	4	5	6	7	8	9	10
	1	2:27.29	2:22.21	2:23.48	2:21.71	2:21.25	2:21.22				
72	Matthew SHORT										
	Lap	1	2	3	4	5	6	7	8	9	10
	1	2:35.39	2:25.44	2:26.32	2:26.22	2:25.35	2:25.15				
90	Andrew ROBINSON										
	Lap	1	2	3	4	5	6	7	8	9	10
	1	2:47.14	2:33.29	2:32.55	2:37.31	2:31.19	2:55.92				
91	Steve QUENBY										
	Lap	1	2	3	4	5	6	7	8	9	10
	1	2:51.55	2:38.29	2:36.38	2:32.92	2:32.44					
92	Jordan JOHNSON										
	Lap	1	2	3	4	5	6	7	8	9	10
	1	2:30.40	2:24.45	2:23.49	2:23.16	2:23.31	2:22.99				
93	Ben ABBITT										
	Lap	1	2	3	4	5	6	7	8	9	10
	1	2:30.45	2:23.25	2:22.91	2:23.72	2:22.11	2:21.83				
94	Liam COCHRANE										
	Lap	1	2	3	4	5	6	7	8	9	10
	1	2:35.39	2:27.70	2:26.19	2:31.76	2:24.92	2:27.41				
96	Sam MOODY										
	Lap	1	2	3	4	5	6	7	8	9	10
	1	2:57.74	2:32.19	2:30.00	2:29.08	2:29.57					
97	Kian DONALDSON										
	Lap	1	2	3	4	5	6	7	8	9	10
	1	2:31.10	2:24.28	2:23.54	2:23.12	2:22.78	2:22.48				


122	Billy KING									
Lap	1	2	3	4	5	6	7	8	9	10
1	2:45.59	2:30.03	2:31.18	2:28.82	2:29.14	2:29.55				
191	Philip Andrew BARRETT									
Lap	1	2	3	4	5	6	7	8	9	10
1	2:49.79	2:35.71	2:39.18	2:33.21	2:33.10					
214	John GOLDSMITH									
Lap	1	2	3	4	5	6	7	8	9	10
1	2:50.19	2:40.80	2:38.54	2:39.89	2:36.95	2:34.40				
291	Paul BARNARD									
Lap	1	2	3	4	5	6	7	8	9	10
1	2:55.76	2:41.04	2:46.57	2:37.64	2:35.71					
777	Courtney MILNES									
Lap	1	2	3	4	5	6	7	8	9	10
1	2:33.33	2:24.60	2:24.13	2:24.26	2:23.10	2:22.41				
778	Ali BRAY									
Lap	1	2	3	4	5	6	7	8	9	10
1	2:30.59	2:23.34	2:21.19	2:20.70	2:33.40	2:21.93				
881	Jack SYCAMORE									
Lap	1	2	3	4	5	6	7	8	9	10
1	2:36.24	2:24.28	2:24.43	2:22.80	2:22.82	2:21.55				

Race 4

Switch MX5 Cup by 5Club

ROW 18			
ROW 17	291 02:35.710 Paul BARNARD	70 02:40.630 Jeremy RIVERS-FLETCH	
ROW 16	191 02:33.100 Philip Andrew BARRETT	214 02:34.400 John GOLDSMITH	
ROW 15	53 02:31.250 Stephen REED	91 02:32.440 Steve QUENBY	
ROW 14	7 02:30.620 William PICKARD	90 02:31.190 Andrew ROBINSON	
ROW 13	13 02:29.590 James McCANN	46 02:29.670 Nicola FAVOT	
ROW 12	38 02:29.190 Peter GRIFFIN	30 02:29.330 Jake MICKLEWRIGHT	
ROW 11	11 02:28.900 Stephen ROBINSON	96 02:29.080 Sam MOODY	
ROW 10	21 02:26.910 Matthew PENNEFATHER	122 02:28.820 Billy KING	
ROW 9	22 02:26.220 Adrian JOHNSON	66 02:26.330 Hayden McDONALD	
ROW 8	25 02:25.550 Daniel WATKINS	14 02:25.730 Lloyd HUGGINS	
ROW 7	94 02:24.920 Liam COCHRANE	72 02:25.150 Matthew SHORT	
ROW 6	67 02:24.260 David ABBITT	9 02:24.280 Ian TOMLINSON	
ROW 5	92 02:22.990 Jordan JOHNSON	55 02:23.120 George KING	
ROW 4	777 02:22.410 Courtney MILNES	97 02:22.480 Kian DONALDSON	
ROW 3	1 02:22.100 Ben HANCY	54 02:22.390 Marcus BAILEY	
ROW 2	881 02:21.550 Jack SYCAMORE	93 02:21.830 Ben ABBITT	
ROW 1	778 02:20.700 Ali BRAY	71 02:21.220 Ben SHORT	

POLE





Provisional Results - Race 4

Switch MX5 Cup by 5Club

Pl	No	Cl	Name	Car	Laps	Time	Behind	MPH	Best Lap on	MPH
1	778		Ali BRAY	Mazda MX5	7	16:44.79		74.46	2:21.22	6 75.69
2	71		Ben SHORT	Mazda MX5	7	16:45.16	0.37	74.43	2:20.97	6 75.82
3	93		Ben ABBITT	Mazda MX5	7	16:47.80	3.01	74.24	2:21.95	6 75.30
4	1		Ben HANCY	Mazda MX5	7	16:50.20	5.41	74.06	2:22.10	7 75.22
5	881		Jack SYCAMORE	Mazda MX5	7	16:51.04	6.25	74.00	2:22.44	3 75.04
6	97		Kian DONALDSON	Mazda MX5	7	17:02.34	17.55	73.18	2:23.21	5 74.63
7	92		Jordan JOHNSON	Mazda MX5	7	17:02.77	17.98	73.15	2:22.77	5 74.86
8	54		Marcus BAILEY	Mazda MX5	7	17:05.46	20.67	72.96	2:24.30	2 74.07
9	55		George KING	Mazda MX5	7	17:05.79	21.00	72.94	2:22.74	5 74.88
10	9		Ian TOMLINSON	Mazda MX5	7	17:07.67	22.88	72.80	2:24.24	3 74.10
11	777		Courtney MILNES	Mazda MX5	7	17:13.87	29.08	72.37	2:25.00	4 73.71
12	66		Hayden McDONALD	Mazda MX5	7	17:19.84	35.05	71.95	2:25.93	6 73.24
13	67		David ABBITT	Mazda MX5	7	17:19.95	35.16	71.94	2:24.90	6 73.76
14	14		Lloyd HUGGINS	Maxda MX5	7	17:24.37	39.58	71.64	2:25.32	5 73.55
15	72		Matthew SHORT	Mazda MX5	7	17:26.84	42.05	71.47	2:25.25	5 73.59
16	22		Adrian JOHNSON	Mazda MX5	7	17:29.55	44.76	71.29	2:27.13	4 72.65
17	38		Peter GRIFFIN	Mazda MX5	7	17:34.85	50.06	70.93	2:27.30	7 72.56
18	21		Matthew PENNEFATHER-NEAL	Mazda MX5	7	17:35.44	50.65	70.89	2:27.72	6 72.36
19	13		James McCANN	Mazda MX5	7	17:35.90	51.11	70.86	2:27.27	7 72.58
20	11		Stephen ROBINSON	Mazda MX5	7	17:36.69	51.90	70.80	2:27.70	5 72.37
21	96		Sam MOODY	Mazda MX5	7	17:37.20	52.41	70.77	2:27.74	7 72.35
22	25		Daniel WATKINS	Mazda MX5	7	17:40.90	56.11	70.52	2:27.61	5 72.41
23	94		Liam COCHRANE	Mazda MX5	7	17:42.96	58.17	70.39	2:25.70	7 73.36
24	46		Nicola FAVOT	Maxda MX5	7	17:49.41	1:04.62	69.96	2:29.08	6 71.70
25	7		William PICKARD	Maxda MX5	7	17:50.49	1:05.70	69.89	2:29.59	7 71.45
26	191		Philip Andrew BARRETT	Mazda MX5	7	17:58.65	1:13.86	69.36	2:29.52	7 71.48
27	53		Stephen REED	Mazda MX5	7	17:59.16	1:14.37	69.33	2:29.53	7 71.48
28	214		John GOLDSMITH	Mazda MX5	7	18:30.37	1:45.58	67.38	2:34.73	5 69.08
29	291		Paul BARNARD	Mazda MX5	7	18:30.57	1:45.78	67.37	2:33.10	5 69.81
30	91		Steve QUENBY	Mazda MX5	7	18:34.26	1:49.47	67.15	2:31.77	7 70.42
31	70		Jeremy RIVERS-FLETCHER	Mazda MX5	7	18:38.17	1:53.38	66.91	2:35.00	7 68.96
32	90		Andrew ROBINSON	Mazda MX5	7	18:38.41	1:53.62	66.90	2:30.24	6 71.14

Not-Classified

122	Billy KING	Mazda MX5	3	8:03.69	DNF	66.29	2:32.85	3	69.93
30	Jake MICKLEWRIGHT	Mazda MX5	2	5:22.24	DNF	66.34	2:37.29	2	67.95

Fastest Lap

71	Ben SHORT	Mazda MX5					2:20.97	6	75.82 Rec
----	-----------	-----------	--	--	--	--	---------	---	-----------

Weather / Track: Bright / Dry

Start Time : 14:44

Snetterton 300

16 Oct 21 15:51

Clerk of Course :	Time Issued :	Chief Timekeeper : Terry Stevens
-------------------	---------------	----------------------------------

THESE RESULTS REMAIN PROVISIONAL FOR A MINIMUM OF 30 MINUTES FROM THE TIME OF ISSUE AND UNTIL ALL JUDICIAL AND TECHNICAL MATTERS HAVE BEEN SETTLED.



Lap Chart

Switch MX5 Cup by 5Club - Race 4

Lap 1		Lap 2		Lap 3		Lap 4		Lap 5		Lap 6		Lap 7		Lap 8		Lap 9		Lap 10	
No	Time	No	Time	No	Time	No	Time	No	Time	No	Time	No	Time	No	Time	No	Time	No	Time
778	2:31.35	778	4:53.50	778	7:15.60	778	9:37.12	778	12:02.12	778	14:23.34	778	16:44.79						
71	2:31.48	71	4:53.69	71	7:15.96	71	9:37.38	71	12:02.61	71	14:23.58	71	16:45.16						
93	2:32.29	93	4:55.46	93	7:17.77	93	9:40.62	93	12:03.21	93	14:25.16	93	16:47.80						
881	2:32.73	881	4:56.26	881	7:18.70	881	9:42.31	881	12:05.07	1	14:28.10	1	16:50.20						
1	2:34.09	1	4:57.85	1	7:20.73	1	9:43.20	1	12:05.54	881	14:28.19	881	16:51.04						
54	2:34.55	54	4:58.85	54	7:23.48	54	9:48.18	54	12:12.64	97	14:38.48	97	17:02.34						
777	2:34.88	97	5:01.42	97	7:25.97	97	9:50.11	97	12:13.32	92	14:38.72	92	17:02.77						
97	2:35.18	92	5:01.54	92	7:27.26	92	9:50.92	92	12:13.69	54	14:39.17	54	17:05.46						
55	2:35.68	55	5:01.79	55	7:27.62	55	9:51.27	55	12:14.01	55	14:39.48	55	17:05.79						
9	2:36.02	9	5:03.54	9	7:27.78	9	9:53.31	9	12:17.74	9	14:42.93	9	17:07.67						
92	2:36.34	66	5:05.05	777	7:30.82	777	9:55.82	777	12:21.45	777	14:47.72	777	17:13.87						
66	2:38.13	777	5:05.23	66	7:32.48	66	10:00.03	66	12:27.41	66	14:53.34	66	17:19.84						
72	2:38.61	67	5:09.65	67	7:36.81	67	10:03.72	67	12:29.39	67	14:54.29	67	17:19.95						
22	2:41.77	22	5:10.76	22	7:39.63	14	10:05.99	14	12:31.31	14	14:57.99	14	17:24.37						
21	2:41.89	21	5:10.76	14	7:39.73	22	10:06.76	22	12:34.30	72	15:01.15	72	17:26.84						
67	2:42.14	14	5:12.09	21	7:41.02	21	10:10.19	72	12:35.55	22	15:02.38	22	17:29.55						
14	2:42.51	25	5:12.12	13	7:41.04	13	10:10.30	25	12:38.82	21	15:07.32	38	17:34.85						
25	2:43.10	11	5:12.42	25	7:43.15	72	10:10.30	13	12:38.90	38	15:07.55	21	17:35.44						
11	2:43.94	38	5:12.90	72	7:43.68	25	10:11.21	21	12:39.60	13	15:08.63	13	17:35.90						
38	2:44.15	13	5:13.58	38	7:43.85	38	10:11.61	38	12:39.84	11	15:08.91	11	17:36.69						
30	2:44.95	72	5:14.90	11	7:44.41	11	10:12.58	11	12:40.28	96	15:09.46	96	17:37.20						
96	2:45.30	96	5:16.05	96	7:45.29	96	10:13.52	96	12:41.38	25	15:09.84	25	17:40.90						
13	2:45.90	7	5:17.41	7	7:47.18	7	10:18.36	94	12:50.89	94	15:17.26	94	17:42.96						
7	2:47.11	46	5:18.05	46	7:47.80	46	10:18.89	7	12:51.05	46	15:20.22	46	17:49.41						
46	2:47.77	191	5:21.70	191	7:53.85	94	10:24.59	46	12:51.14	7	15:20.90	7	17:50.49						
191	2:48.46	30	5:22.24	53	7:57.93	191	10:25.79	191	12:57.64	191	15:29.13	191	17:58.65						
90	2:50.02	90	5:22.41	94	7:58.29	53	10:28.19	53	12:57.84	53	15:29.63	53	17:59.16						
70	2:52.40	53	5:23.98	90	7:58.68	90	10:29.14	90	12:59.93	90	15:30.17	214	18:30.37						
53	2:52.72	94	5:30.57	122	8:03.69	214	10:44.19	214	13:18.92	291	15:54.34	291	18:30.57						
214	2:53.96	214	5:30.75	214	8:06.56	291	10:46.25	291	13:19.35	214	15:55.13	91	18:34.26						
122	2:55.93	122	5:30.84	70	8:08.36	70	10:46.72	70	13:26.35	91	16:02.49	70	18:38.17						
291	2:58.49	70	5:31.72	291	8:09.33	91	10:46.90	91	13:29.60	70	16:03.17	90	18:38.41						
94	3:00.75	291	5:34.22	91	8:14.15														
91	3:05.62	91	5:40.98																

Switch MX5 Cup by 5Club

LAP TIMES - Race 4


1	Ben HANCY										
	Lap	1	2	3	4	5	6	7	8	9	10
	1	2:34.09	2:23.76	2:22.88	2:22.47	2:22.34	2:22.56	2:22.10			
7	William PICKARD										
	Lap	1	2	3	4	5	6	7	8	9	10
	1	2:47.11	2:30.30	2:29.77	2:31.18	2:32.69	2:29.85	2:29.59			
9	Ian TOMLINSON										
	Lap	1	2	3	4	5	6	7	8	9	10
	1	2:36.02	2:27.52	2:24.24	2:25.53	2:24.43	2:25.19	2:24.74			
11	Stephen ROBINSON										
	Lap	1	2	3	4	5	6	7	8	9	10
	1	2:43.94	2:28.48	2:31.99	2:28.17	2:27.70	2:28.63	2:27.78			
13	James McCANN										
	Lap	1	2	3	4	5	6	7	8	9	10
	1	2:45.90	2:27.68	2:27.46	2:29.26	2:28.60	2:29.73	2:27.27			
14	Lloyd HUGGINS										
	Lap	1	2	3	4	5	6	7	8	9	10
	1	2:42.51	2:29.58	2:27.64	2:26.26	2:25.32	2:26.68	2:26.38			
21	Matthew PENNEFATHER-NEAL										
	Lap	1	2	3	4	5	6	7	8	9	10
	1	2:41.89	2:28.87	2:30.26	2:29.17	2:29.41	2:27.72	2:28.12			
22	Adrian JOHNSON										
	Lap	1	2	3	4	5	6	7	8	9	10
	1	2:41.77	2:28.99	2:28.87	2:27.13	2:27.54	2:28.08	2:27.17			
25	Daniel WATKINS										
	Lap	1	2	3	4	5	6	7	8	9	10
	1	2:43.10	2:29.02	2:31.03	2:28.06	2:27.61	2:31.02	2:31.06			
30	Jake MICKLEWRIGHT										
	Lap	1	2	3	4	5	6	7	8	9	10
	1	2:44.95	2:37.29								
38	Peter GRIFFIN										
	Lap	1	2	3	4	5	6	7	8	9	10
	1	2:44.15	2:28.75	2:30.95	2:27.76	2:28.23	2:27.71	2:27.30			
46	Nicola FAVOT										
	Lap	1	2	3	4	5	6	7	8	9	10
	1	2:47.77	2:30.28	2:29.75	2:31.09	2:32.25	2:29.08	2:29.19			
53	Stephen REED										
	Lap	1	2	3	4	5	6	7	8	9	10
	1	2:52.72	2:31.26	2:33.95	2:30.26	2:29.65	2:31.79	2:29.53			

54	Marcus BAILEY									
Lap	1	2	3	4	5	6	7	8	9	10
1	2:34.55	2:24.30	2:24.63	2:24.70	2:24.46	2:26.53	2:26.29			
55	George KING									
Lap	1	2	3	4	5	6	7	8	9	10
1	2:35.68	2:26.11	2:25.83	2:23.65	2:22.74	2:25.47	2:26.31			
66	Hayden McDONALD									
Lap	1	2	3	4	5	6	7	8	9	10
1	2:38.13	2:26.92	2:27.43	2:27.55	2:27.38	2:25.93	2:26.50			
67	David ABBITT									
Lap	1	2	3	4	5	6	7	8	9	10
1	2:42.14	2:27.51	2:27.16	2:26.91	2:25.67	2:24.90	2:25.66			
70	Jeremy RIVERS-FLETCHER									
Lap	1	2	3	4	5	6	7	8	9	10
1	2:52.40	2:39.32	2:36.64	2:38.36	2:39.63	2:36.82	2:35.00			
71	Ben SHORT									
Lap	1	2	3	4	5	6	7	8	9	10
1	2:31.48	2:22.21	2:22.27	2:21.42	2:25.23	2:20.97	2:21.58			
72	Matthew SHORT									
Lap	1	2	3	4	5	6	7	8	9	10
1	2:38.61	2:36.29	2:28.78	2:26.62	2:25.25	2:25.60	2:25.69			
90	Andrew ROBINSON									
Lap	1	2	3	4	5	6	7	8	9	10
1	2:50.02	2:32.39	2:36.27	2:30.46	2:30.79	2:30.24	3:08.24			
91	Steve QUENBY									
Lap	1	2	3	4	5	6	7	8	9	10
1	3:05.62	2:35.36	2:33.17	2:32.75	2:42.70	2:32.89	2:31.77			
92	Jordan JOHNSON									
Lap	1	2	3	4	5	6	7	8	9	10
1	2:36.34	2:25.20	2:25.72	2:23.66	2:22.77	2:25.03	2:24.05			
93	Ben ABBITT									
Lap	1	2	3	4	5	6	7	8	9	10
1	2:32.29	2:23.17	2:22.31	2:22.85	2:22.59	2:21.95	2:22.64			
94	Liam COCHRANE									
Lap	1	2	3	4	5	6	7	8	9	10
1	3:00.75	2:29.82	2:27.72	2:26.30	2:26.30	2:26.37	2:25.70			
96	Sam MOODY									
Lap	1	2	3	4	5	6	7	8	9	10
1	2:45.30	2:30.75	2:29.24	2:28.23	2:27.86	2:28.08	2:27.74			
97	Kian DONALDSON									
Lap	1	2	3	4	5	6	7	8	9	10
1	2:35.18	2:26.24	2:24.55	2:24.14	2:23.21	2:25.16	2:23.86			

122	Billy KING									
Lap	1	2	3	4	5	6	7	8	9	10
1	2:55.93	2:34.91	2:32.85							
191	Philip Andrew BARRETT									
Lap	1	2	3	4	5	6	7	8	9	10
1	2:48.46	2:33.24	2:32.15	2:31.94	2:31.85	2:31.49	2:29.52			
214	John GOLDSMITH									
Lap	1	2	3	4	5	6	7	8	9	10
1	2:53.96	2:36.79	2:35.81	2:37.63	2:34.73	2:36.21	2:35.24			
291	Paul BARNARD									
Lap	1	2	3	4	5	6	7	8	9	10
1	2:58.49	2:35.73	2:35.11	2:36.92	2:33.10	2:34.99	2:36.23			
777	Courtney MILNES									
Lap	1	2	3	4	5	6	7	8	9	10
1	2:34.88	2:30.35	2:25.59	2:25.00	2:25.63	2:26.27	2:26.15			
778	Ali BRAY									
Lap	1	2	3	4	5	6	7	8	9	10
1	2:31.35	2:22.15	2:22.10	2:21.52	2:25.00	2:21.22	2:21.45			
881	Jack SYCAMORE									
Lap	1	2	3	4	5	6	7	8	9	10
1	2:32.73	2:23.53	2:22.44	2:23.61	2:22.76	2:23.12	2:22.85			

Switch MX5 Cup by 5Club

Race 11

ROW 18			
ROW 17	122 Billy KING		30 Jake MICKLEWRIGHT
ROW 16		70 Jeremy RIVERS-FLETCH	90 Andrew ROBINSON
ROW 15	291 Paul BARNARD		91 Steve QUENBY
ROW 14		53 Stephen REED	214 John GOLDSMITH
ROW 13	7 William PICKARD		191 Philip Andrew BARRETT
ROW 12		94 Liam COCHRANE	46 Nicola FAVOT
ROW 11	96 Sam MOODY		25 Daniel WATKINS
ROW 10		13 James McCANN	11 Stephen ROBINSON
ROW 9	38 Peter GRIFFIN		21 Matthew PENNEFATHER
ROW 8		72 Matthew SHORT	22 Adrian JOHNSON
ROW 7	67 David ABBITT		14 Lloyd HUGGINS
ROW 6		777 Courtney MILNES	66 Hayden McDONALD
ROW 5	55 George KING		9 Ian TOMLINSON
ROW 4		92 Jordan JOHNSON	54 Marcus BAILEY
ROW 3	881 Jack SYCAMORE		97 Kian DONALDSON
ROW 2		93 Ben ABBITT	1 Ben HANCY
ROW 1	778 Ali BRAY		71 Ben SHORT
POLE			
			



Provisional Results - Race 11

Switch MX5 Cup by 5Club

Pl	No	Cl	Name	Car	Laps	Time	Behind	MPH	Best Lap on	MPH
1	778		Ali BRAY	Mazda MX5	7	16:42.80		74.61	2:21.15	4 75.72
2	1		Ben HANCY	Mazda MX5	7	16:50.69	7.89	74.03	2:22.50	7 75.01
3	71		Ben SHORT	Mazda MX5	7	16:50.73	7.93	74.02	2:21.37	4 75.61
4	881		Jack SYCAMORE	Mazda MX5	7	16:59.13	16.33	73.41	2:23.51	3 74.48
5	97		Kian DONALDSON	Mazda MX5	7	16:59.73	16.93	73.37	2:23.12	7 74.68
6	92		Jordan JOHNSON	Mazda MX5	7	16:59.98	17.18	73.35	2:23.06	7 74.71
7	55		George KING	Mazda MX5	7	17:00.30	17.50	73.33	2:23.01	7 74.74
8	54		Marcus BAILEY	Mazda MX5	7	17:01.41	18.61	73.25	2:23.50	7 74.48
9	9		Ian TOMLINSON	Mazda MX5	7	17:04.61	21.81	73.02	2:23.44	7 74.51
10	777		Courtney MILNES	Mazda MX5	7	17:11.71	28.91	72.52	2:25.00	7 73.71
11	72		Matthew SHORT	Mazda MX5	7	17:12.43	29.63	72.47	2:24.09	7 74.18
12	66		Hayden McDONALD	Mazda MX5	7	17:17.09	34.29	72.14	2:24.87	7 73.78
13	94		Liam COCHRANE	Mazda MX5	7	17:24.43	41.63	71.64	2:25.86	4 73.28
14	22		Adrian JOHNSON	Mazda MX5	7	17:27.25	44.45	71.44	2:25.94	7 73.24
15	38		Peter GRIFFIN	Mazda MX5	7	17:27.97	45.17	71.39	2:26.45	7 72.98
16	67		David ABBITT	Mazda MX5	7	17:29.20	46.40	71.31	2:25.38	3 73.52
17	14		Lloyd HUGGINS	Mazda MX5	7	17:31.56	48.76	71.15	2:26.16	4 73.13
18	21		Matthew PENNEFATHER-NEAL	Mazda MX5	7	17:31.65	48.85	71.14	2:27.10	6 72.66
19	96		Sam MOODY	Mazda MX5	7	17:34.77	51.97	70.93	2:27.59	7 72.42
20	11		Stephen ROBINSON	Mazda MX5	7	17:35.34	52.54	70.90	2:27.16	6 72.63
21	25		Daniel WATKINS	Mazda MX5	7	17:36.15	53.35	70.84	2:26.46	7 72.98
22	13		James McCANN	Mazda MX5	7	17:48.00	1:05.20	70.06	2:27.24	7 72.59
23	93		Ben ABBITT	Mazda MX5	7	17:49.63	1:06.83	69.95	2:23.52	7 74.47
24	46		Nicola FAVOT	Mazda MX5	7	18:01.79	1:18.99	69.16	2:29.33	7 71.58
25	7		William PICKARD	Mazda MX5	7	18:01.97	1:19.17	69.15	2:28.50	7 71.98
26	191		Philip Andrew BARRETT	Mazda MX5	7	18:03.15	1:20.35	69.08	2:29.64	7 71.43
27	53		Stephen REED	Mazda MX5	7	18:04.34	1:21.54	69.00	2:29.46	7 71.51
28	91		Steve QUENBY	Mazda MX5	7	18:05.02	1:22.22	68.96	2:29.69	6 71.40
29	90		Andrew ROBINSON	Mazda MX5	7	18:05.32	1:22.52	68.94	2:29.60	7 71.45
30	291		Paul BARNARD	Mazda MX5	7	18:06.05	1:23.25	68.89	2:29.25	7 71.61
31	122		Billy KING	Mazda MX5	7	18:07.79	1:24.99	68.78	2:30.33	6 71.10
32	214		John GOLDSMITH	Mazda MX5	7	18:28.44	1:45.64	67.50	2:32.60	7 70.04
33	70		Jeremy RIVERS-FLETCHER	Mazda MX5	7	18:56.26	2:13.46	65.85	2:37.10	2 68.04

Not-Classified

30	Jake MICKLEWRIGHT	Mazda MX5	0	Starter
----	-------------------	-----------	---	---------

Fastest Lap

778	Ali BRAY	Mazda MX5	2:21.15	4 75.72
-----	----------	-----------	---------	---------

Penalties for exceeding track limits: 67 +15s; 66 +5s; 14 +5s

Weather / Track:

Start Time : 09:40

Snetterton 300

17 Oct 21 10:46

Clerk of Course :	Time Issued :	Chief Timekeeper : Terry Stevens
-------------------	---------------	----------------------------------

THESE RESULTS REMAIN PROVISIONAL FOR A MINIMUM OF 30 MINUTES FROM THE TIME OF ISSUE AND UNTIL ALL JUDICIAL AND TECHNICAL MATTERS HAVE BEEN SETTLED.



Lap Chart

Switch MX5 Cup by 5Club - Race 11

Lap 1		Lap 2		Lap 3		Lap 4		Lap 5		Lap 6		Lap 7		Lap 8		Lap 9		Lap 10	
No	Time	No	Time	No	Time	No	Time	No	Time	No	Time	No	Time	No	Time	No	Time	No	Time
778	2:32.49	778	4:55.33	778	7:16.80	778	9:37.95	778	11:59.63	778	14:20.96	778	16:42.80						
71	2:32.51	1	4:56.37	71	7:18.46	71	9:39.83	71	12:04.82	1	14:28.19	1	16:50.69						
1	2:33.04	71	4:56.45	1	7:19.17	1	9:42.17	1	12:05.17	71	14:28.28	71	16:50.73						
93	2:33.32	881	4:58.63	881	7:22.14	881	9:46.08	881	12:10.43	881	14:34.96	881	16:59.13						
881	2:33.55	54	4:59.24	54	7:22.96	54	9:47.72	92	12:13.25	97	14:36.61	97	16:59.73						
54	2:34.86	92	4:59.50	92	7:23.08	92	9:47.89	97	12:13.34	92	14:36.92	92	16:59.98						
92	2:35.14	97	4:59.84	97	7:23.58	97	9:48.01	55	12:13.66	55	14:37.29	55	17:00.30						
97	2:35.86	55	5:00.30	55	7:24.46	55	9:48.41	54	12:14.15	54	14:37.91	54	17:01.41						
55	2:36.30	9	5:03.77	9	7:28.10	9	9:52.83	9	12:17.47	9	14:41.17	9	17:04.61						
66	2:37.27	777	5:04.05	777	7:29.63	777	9:55.53	777	12:20.77	777	14:46.71	777	17:11.71						
777	2:37.89	66	5:04.71	66	7:30.16	66	9:56.21	66	12:21.41	66	14:47.22	72	17:12.43						
9	2:38.17	67	5:05.24	67	7:30.62	67	9:56.63	67	12:22.19	72	14:48.34	66	17:17.09						
67	2:38.87	72	5:05.57	72	7:30.85	72	9:57.17	72	12:22.28	67	14:48.77	94	17:24.43						
72	2:39.36	13	5:09.57	22	7:37.97	94	10:04.57	94	12:30.55	94	14:56.91	22	17:27.25						
13	2:41.92	22	5:09.59	94	7:38.71	22	10:05.26	14	12:33.61	14	14:59.90	38	17:27.97						
22	2:42.25	14	5:09.72	93	7:38.83	14	10:05.35	22	12:34.50	22	15:01.31	67	17:29.20						
38	2:42.39	38	5:11.10	38	7:38.93	38	10:06.17	38	12:34.56	38	15:01.52	14	17:31.56						
14	2:42.97	94	5:11.51	14	7:39.19	21	10:07.94	21	12:36.28	21	15:03.38	21	17:31.65						
21	2:43.45	21	5:12.16	13	7:39.50	11	10:10.02	11	12:38.46	11	15:05.62	96	17:34.77						
96	2:44.31	96	5:13.33	21	7:40.68	96	10:11.05	96	12:38.78	96	15:07.18	11	17:35.34						
11	2:45.01	11	5:13.63	11	7:41.84	25	10:13.93	25	12:41.27	25	15:09.69	25	17:36.15						
94	2:45.13	93	5:14.11	96	7:42.80	13	10:24.06	13	12:52.76	13	15:20.76	13	17:48.00						
25	2:47.04	25	5:15.01	25	7:43.20	7	10:28.28	7	13:02.00	93	15:26.11	93	17:49.63						
7	2:48.71	7	5:20.44	7	7:52.91	46	10:28.46	93	13:02.40	46	15:32.46	46	18:01.79						
90	2:49.38	90	5:22.55	46	7:54.02	191	10:30.85	46	13:02.55	7	15:33.47	7	18:01.97						
53	2:49.68	53	5:23.15	191	7:56.17	93	10:31.26	191	13:03.20	191	15:33.51	191	18:03.15						
191	2:50.67	191	5:23.46	90	7:56.45	53	10:31.50	53	13:05.03	53	15:34.88	53	18:04.34						
91	2:52.79	46	5:23.78	53	7:56.65	90	10:31.90	90	13:05.22	91	15:35.24	91	18:05.02						
46	2:52.82	91	5:27.03	91	7:59.05	91	10:33.09	91	13:05.55	90	15:35.72	90	18:05.32						
291	2:53.69	291	5:27.60	291	7:59.81	291	10:33.32	291	13:06.34	291	15:36.80	291	18:06.05						
70	2:55.99	122	5:28.17	122	8:00.22	122	10:33.57	122	13:07.01	122	15:37.34	122	18:07.79						
214	2:56.04	70	5:33.09	70	8:10.92	214	10:48.61	214	13:22.62	214	15:55.84	214	18:28.44						
122	2:56.24	214	5:34.22	214	8:11.45	70	10:59.94	70	13:40.39	70	16:18.19	70	18:56.26						

Switch MX5 Cup by 5Club

LAP TIMES - Race 11

1	Ben HANCY									
Lap	1	2	3	4	5	6	7	8	9	10
1	2:33.04	2:23.33	2:22.80	2:23.00	2:23.00	2:23.02	2:22.50			
7	William PICKARD									
Lap	1	2	3	4	5	6	7	8	9	10
1	2:48.71	2:31.73	2:32.47	2:35.37	2:33.72	2:31.47	2:28.50			
9	Ian TOMLINSON									
Lap	1	2	3	4	5	6	7	8	9	10
1	2:38.17	2:25.60	2:24.33	2:24.73	2:24.64	2:23.70	2:23.44			
11	Stephen ROBINSON									
Lap	1	2	3	4	5	6	7	8	9	10
1	2:45.01	2:28.62	2:28.21	2:28.18	2:28.44	2:27.16	2:29.72			
13	James McCANN									
Lap	1	2	3	4	5	6	7	8	9	10
1	2:41.92	2:27.65	2:29.93	2:44.56	2:28.70	2:28.00	2:27.24			
14	Lloyd HUGGINS									
Lap	1	2	3	4	5	6	7	8	9	10
1	2:42.97	2:26.75	2:29.47	2:26.16	2:28.26	2:26.29	2:26.66			
21	Matthew PENNEFATHER-NEAL									
Lap	1	2	3	4	5	6	7	8	9	10
1	2:43.45	2:28.71	2:28.52	2:27.26	2:28.34	2:27.10	2:28.27			
22	Adrian JOHNSON									
Lap	1	2	3	4	5	6	7	8	9	10
1	2:42.25	2:27.34	2:28.38	2:27.29	2:29.24	2:26.81	2:25.94			
25	Daniel WATKINS									
Lap	1	2	3	4	5	6	7	8	9	10
1	2:47.04	2:27.97	2:28.19	2:30.73	2:27.34	2:28.42	2:26.46			
38	Peter GRIFFIN									
Lap	1	2	3	4	5	6	7	8	9	10
1	2:42.39	2:28.71	2:27.83	2:27.24	2:28.39	2:26.96	2:26.45			
46	Nicola FAVOT									
Lap	1	2	3	4	5	6	7	8	9	10
1	2:52.82	2:30.96	2:30.24	2:34.44	2:34.09	2:29.91	2:29.33			
53	Stephen REED									
Lap	1	2	3	4	5	6	7	8	9	10
1	2:49.68	2:33.47	2:33.50	2:34.85	2:33.53	2:29.85	2:29.46			
54	Marcus BAILEY									
Lap	1	2	3	4	5	6	7	8	9	10
1	2:34.86	2:24.38	2:23.72	2:24.76	2:26.43	2:23.76	2:23.50			

55	George KING									
Lap	1	2	3	4	5	6	7	8	9	10
1	2:36.30	2:24.00	2:24.16	2:23.95	2:25.25	2:23.63	2:23.01			
66	Hayden McDONALD									
Lap	1	2	3	4	5	6	7	8	9	10
1	2:37.27	2:27.44	2:25.45	2:26.05	2:25.20	2:25.81	2:24.87			
67	David ABBITT									
Lap	1	2	3	4	5	6	7	8	9	10
1	2:38.87	2:26.37	2:25.38	2:26.01	2:25.56	2:26.58	2:25.43			
70	Jeremy RIVERS-FLETCHER									
Lap	1	2	3	4	5	6	7	8	9	10
1	2:55.99	2:37.10	2:37.83	2:49.02	2:40.45	2:37.80	2:38.07			
71	Ben SHORT									
Lap	1	2	3	4	5	6	7	8	9	10
1	2:32.51	2:23.94	2:22.01	2:21.37	2:24.99	2:23.46	2:22.45			
72	Matthew SHORT									
Lap	1	2	3	4	5	6	7	8	9	10
1	2:39.36	2:26.21	2:25.28	2:26.32	2:25.11	2:26.06	2:24.09			
90	Andrew ROBINSON									
Lap	1	2	3	4	5	6	7	8	9	10
1	2:49.38	2:33.17	2:33.90	2:35.45	2:33.32	2:30.50	2:29.60			
91	Steve QUENBY									
Lap	1	2	3	4	5	6	7	8	9	10
1	2:52.79	2:34.24	2:32.02	2:34.04	2:32.46	2:29.69	2:29.78			
92	Jordan JOHNSON									
Lap	1	2	3	4	5	6	7	8	9	10
1	2:35.14	2:24.36	2:23.58	2:24.81	2:25.36	2:23.67	2:23.06			
93	Ben ABBITT									
Lap	1	2	3	4	5	6	7	8	9	10
1	2:33.32	2:40.79	2:24.72	2:52.43	2:31.14	2:23.71	2:23.52			
94	Liam COCHRANE									
Lap	1	2	3	4	5	6	7	8	9	10
1	2:45.13	2:26.38	2:27.20	2:25.86	2:25.98	2:26.36	2:27.52			
96	Sam MOODY									
Lap	1	2	3	4	5	6	7	8	9	10
1	2:44.31	2:29.02	2:29.47	2:28.25	2:27.73	2:28.40	2:27.59			
97	Kian DONALDSON									
Lap	1	2	3	4	5	6	7	8	9	10
1	2:35.86	2:23.98	2:23.74	2:24.43	2:25.33	2:23.27	2:23.12			
122	Billy KING									
Lap	1	2	3	4	5	6	7	8	9	10
1	2:56.24	2:31.93	2:32.05	2:33.35	2:33.44	2:30.33	2:30.45			


191	Philip Andrew BARRETT									
Lap	1	2	3	4	5	6	7	8	9	10
1	2:50.67	2:32.79	2:32.71	2:34.68	2:32.35	2:30.31	2:29.64			
214	John GOLDSMITH									
Lap	1	2	3	4	5	6	7	8	9	10
1	2:56.04	2:38.18	2:37.23	2:37.16	2:34.01	2:33.22	2:32.60			
291	Paul BARNARD									
Lap	1	2	3	4	5	6	7	8	9	10
1	2:53.69	2:33.91	2:32.21	2:33.51	2:33.02	2:30.46	2:29.25			
777	Courtney MILNES									
Lap	1	2	3	4	5	6	7	8	9	10
1	2:37.89	2:26.16	2:25.58	2:25.90	2:25.24	2:25.94	2:25.00			
778	Ali BRAY									
Lap	1	2	3	4	5	6	7	8	9	10
1	2:32.49	2:22.84	2:21.47	2:21.15	2:21.68	2:21.33	2:21.84			
881	Jack SYCAMORE									
Lap	1	2	3	4	5	6	7	8	9	10
1	2:33.55	2:25.08	2:23.51	2:23.94	2:24.35	2:24.53	2:24.17			

Switch MX5 Cup by 5Club

Race 18

ROW 18			
ROW 17	70 Jeremy RIVERS-FLETCH	30 Jake MICKLEWRIGHT	
ROW 16		122 Billy KING	214 John GOLDSMITH
ROW 15	90 Andrew ROBINSON	291 Paul BARNARD	
ROW 14		53 Stephen REED	91 Steve QUENBY
ROW 13	7 William PICKARD	191 Philip Andrew BARRETT	
ROW 12		93 Ben ABBITT	46 Nicola FAVOT
ROW 11	25 Daniel WATKINS	13 James McCANN	
ROW 10		96 Sam MOODY	11 Stephen ROBINSON
ROW 9	14 Lloyd HUGGINS	21 Matthew PENNEFATHER	
ROW 8		38 Peter GRIFFIN	67 David ABBITT
ROW 7	94 Liam COCHRANE	22 Adrian JOHNSON	
ROW 6		72 Matthew SHORT	66 Hayden McDONALD
ROW 5	1 Ben HANCY	778 Ali BRAY	
ROW 4		881 Jack SYCAMORE	71 Ben SHORT
ROW 3	92 Jordan JOHNSON	97 Kian DONALDSON	
ROW 2		54 Marcus BAILEY	55 George KING
ROW 1	777 Courtney MILNES	9 Ian TOMLINSON	

POLE





Provisional Results - Race 18

Switch MX5 Cup by 5Club

Pl	No	Cl	Name	Car	Laps	Time	Behind	MPH	Best Lap on	MPH
1	71		Ben SHORT	Mazda MX5	7	16:51.35		73.98	2:22.07	3 75.23
2	778		Ali BRAY	Mazda MX5	7	16:56.45	5.10	73.61	2:21.86	2 75.34
3	93		Ben ABBITT	Mazda MX5	7	17:02.76	11.41	73.15	2:22.57	6 74.97
4	881		Jack SYCAMORE	Mazda MX5	7	17:03.91	12.56	73.07	2:23.28	7 74.60
5	777		Courtney MILNES	Mazda MX5	7	17:03.94	12.59	73.07	2:23.49	6 74.49
6	9		Ian TOMLINSON	Mazda MX5	7	17:05.10	13.75	72.99	2:24.62	6 73.91
7	55		George KING	Mazda MX5	7	17:05.34	13.99	72.97	2:24.21	4 74.12
8	54		Marcus BAILEY	Mazda MX5	7	17:05.87	14.52	72.93	2:23.92	7 74.27
9	92		Jordan JOHNSON	Mazda MX5	7	17:06.08	14.73	72.92	2:24.06	7 74.19
10	1		Ben HANCY	Mazda MX5	7	17:07.66	16.31	72.81	2:23.13	6 74.68
11	97		Kian DONALDSON	Mazda MX5	7	17:09.68	18.33	72.66	2:23.80	6 74.33
12	72		Matthew SHORT	Mazda MX5	7	17:13.65	22.30	72.38	2:25.52	5 73.45
13	66		Hayden McDONALD	Mazda MX5	7	17:15.77	24.42	72.23	2:25.96	4 73.23
14	94		Liam COCHRANE	Mazda MX5	7	17:18.30	26.95	72.06	2:25.47	3 73.47
15	67		David ABBITT	Mazda MX5	7	17:20.56	29.21	71.90	2:25.66	3 73.38
16	38		Peter GRIFFIN	Mazda MX5	7	17:20.88	29.53	71.88	2:26.93	7 72.74
17	22		Adrian JOHNSON	Mazda MX5	7	17:24.09	32.74	71.66	2:26.54	6 72.94
18	21		Matthew PENNEFATHER-NEAL	Mazda MX5	7	17:33.53	42.18	71.02	2:27.84	6 72.30
19	13		James McCANN	Mazda MX5	7	17:34.11	42.76	70.98	2:26.76	4 72.83
20	96		Sam MOODY	Mazda MX5	7	17:34.24	42.89	70.97	2:27.91	5 72.26
21	11		Stephen ROBINSON	Mazda MX5	7	17:35.22	43.87	70.90	2:27.65	6 72.39
22	25		Daniel WATKINS	Mazda MX5	7	17:42.31	50.96	70.43	2:27.39	6 72.52
23	46		Nicola FAVOT	Maxda MX5	7	17:42.87	51.52	70.39	2:27.25	6 72.59
24	7		William PICKARD	Maxda MX5	7	17:49.85	58.50	69.93	2:28.63	4 71.91
25	191		Philip Andrew BARRETT	Mazda MX5	7	17:50.55	59.20	69.89	2:29.53	3 71.48
26	91		Steve QUENBY	Mazda MX5	7	17:57.09	1:05.74	69.46	2:30.71	7 70.92
27	53		Stephen REED	Mazda MX5	7	17:58.13	1:06.78	69.40	2:30.49	5 71.02
28	122		Billy KING	Mazda MX5	7	17:58.72	1:07.37	69.36	2:30.11	6 71.20
29	291		Paul BARNARD	Mazda MX5	7	18:00.34	1:08.99	69.25	2:29.93	3 71.29
30	90		Andrew ROBINSON	Mazda MX5	7	18:07.92	1:16.57	68.77	2:30.38	6 71.08
31	214		John GOLDSMITH	Mazda MX5	7	18:17.30	1:25.95	68.18	2:30.99	6 70.79
32	30		Jake MICKLEWRIGHT	Mazda MX5	7	18:17.41	1:26.06	68.18	2:31.03	6 70.77
33	70		Jeremy RIVERS-FLETCHER	Mazda MX5	7	18:18.66	1:27.31	68.10	2:32.72	6 69.99

Not-Classified

14	Lloyd HUGGINS	Maxda MX5	2	10:46.61	DNF	33.06	8:04.48	2	22.06
----	---------------	-----------	---	----------	-----	-------	---------	---	-------

Fastest Lap

778	Ali BRAY	Mazda MX5					2:21.86	2	75.34
-----	----------	-----------	--	--	--	--	---------	---	-------

No 1, 97, 778 & 881 - 5s penalty - ETL

Weather / Track:

Start Time : 14:08

Snetterton 300

17 Oct 21 14:56

Clerk of Course :	Time Issued :	Chief Timekeeper : Terry Stevens
-------------------	---------------	----------------------------------

THESE RESULTS REMAIN PROVISIONAL FOR A MINIMUM OF 30 MINUTES FROM THE TIME OF ISSUE AND UNTIL ALL JUDICIAL AND TECHNICAL MATTERS HAVE BEEN SETTLED.



Lap Chart

Switch MX5 Cup by 5Club - Race 18

Lap 1		Lap 2		Lap 3		Lap 4		Lap 5		Lap 6		Lap 7		Lap 8		Lap 9		Lap 10	
No	Time	No	Time	No	Time	No	Time	No	Time	No	Time	No	Time	No	Time	No	Time	No	Time
71	2:32.12	71	4:54.90	71	7:16.97	71	9:41.00	71	12:04.11	71	14:27.83	71	16:51.35						
778	2:33.14	778	4:55.00	778	7:17.26	778	9:41.54	778	12:04.20	778	14:28.05	778	16:56.45						
9	2:33.96	9	4:59.74	881	7:23.90	881	9:47.94	881	12:11.60	881	14:35.63	93	17:02.76						
55	2:34.19	881	4:59.74	9	7:24.52	9	9:49.21	1	12:14.48	1	14:37.61	881	17:03.91						
777	2:34.80	55	5:00.10	55	7:25.20	55	9:49.41	9	12:15.12	93	14:37.87	777	17:03.94						
881	2:34.91	1	5:00.75	1	7:25.77	1	9:49.51	93	12:15.30	777	14:39.65	9	17:05.10						
1	2:35.46	777	5:01.28	777	7:26.58	777	9:50.81	777	12:16.16	9	14:39.74	55	17:05.34						
92	2:35.67	92	5:01.48	54	7:27.44	93	9:51.56	55	12:16.37	97	14:40.40	54	17:05.87						
54	2:36.96	54	5:01.96	92	7:27.52	54	9:52.43	97	12:16.60	55	14:40.61	92	17:06.08						
97	2:37.12	97	5:02.41	97	7:27.83	97	9:52.67	54	12:17.77	54	14:41.95	1	17:07.66						
66	2:37.16	66	5:03.16	93	7:28.05	92	9:53.28	92	12:17.91	92	14:42.02	97	17:09.68						
72	2:37.82	93	5:03.25	66	7:29.26	66	9:55.22	66	12:21.44	72	14:47.45	72	17:13.65						
38	2:37.99	72	5:04.48	72	7:30.43	72	9:56.11	72	12:21.63	66	14:48.70	66	17:15.77						
93	2:39.69	38	5:05.23	38	7:32.32	38	9:59.94	94	12:26.11	94	14:52.24	94	17:18.30						
22	2:40.21	22	5:07.56	94	7:34.86	94	10:00.61	38	12:27.00	38	14:53.95	67	17:20.56						
94	2:41.23	94	5:09.39	22	7:34.93	67	10:01.99	67	12:28.46	67	14:54.44	38	17:20.88						
21	2:41.46	67	5:09.94	67	7:35.60	22	10:03.35	22	12:30.35	22	14:56.89	22	17:24.09						
14	2:42.13	21	5:10.35	21	7:38.72	21	10:07.08	21	12:35.15	21	15:02.99	21	17:33.53						
67	2:42.70	11	5:12.09	11	7:40.10	11	10:08.82	13	12:35.78	13	15:03.09	13	17:34.11						
11	2:43.31	96	5:12.51	96	7:41.02	13	10:08.91	11	12:36.97	11	15:04.62	96	17:34.24						
96	2:44.00	13	5:14.82	13	7:42.15	96	10:09.66	96	12:37.57	96	15:05.67	11	17:35.22						
191	2:45.02	191	5:15.64	191	7:45.17	46	10:15.64	25	12:43.82	25	15:11.21	25	17:42.31						
13	2:45.25	46	5:15.91	46	7:45.26	25	10:16.28	46	12:44.89	46	15:12.14	46	17:42.87						
25	2:45.64	7	5:17.92	25	7:47.31	191	10:16.42	7	12:46.82	7	15:17.31	7	17:49.85						
7	2:46.01	25	5:18.02	7	7:47.97	7	10:16.60	191	12:47.67	191	15:17.83	191	17:50.55						
46	2:46.82	91	5:19.61	291	7:50.47	291	10:22.05	291	12:53.67	91	15:26.38	91	17:57.09						
91	2:48.34	291	5:20.54	91	7:50.80	91	10:22.15	91	12:54.73	53	15:27.10	53	17:58.13						
291	2:49.02	53	5:22.40	53	7:53.50	53	10:24.95	53	12:55.44	291	15:27.39	122	17:58.72						
70	2:50.39	122	5:24.38	122	7:55.73	122	10:26.50	122	12:57.74	122	15:27.85	291	18:00.34						
53	2:51.74	70	5:27.51	70	8:03.19	90	10:35.54	90	13:06.65	90	15:37.03	90	18:07.92						
214	2:51.86	214	5:30.14	90	8:03.98	70	10:37.33	70	13:11.66	70	15:44.38	214	18:17.30						
122	2:51.93	30	5:30.32	214	8:06.69	214	10:40.88	214	13:14.08	214	15:45.07	30	18:17.41						
30	2:52.79	90	5:30.33	30	8:06.71	30	10:41.07	30	13:14.91	30	15:45.94	70	18:18.66						
90	2:53.90					14	10:46.61 *2												

Switch MX5 Cup by 5Club

LAP TIMES - Race 18

1	Ben HANCY									
Lap	1	2	3	4	5	6	7	8	9	10
1	2:35.46	2:25.29	2:25.02	2:23.74	2:24.97	2:23.13	2:25.05			
7	William PICKARD									
Lap	1	2	3	4	5	6	7	8	9	10
1	2:46.01	2:31.91	2:30.05	2:28.63	2:30.22	2:30.49	2:32.54			
9	Ian TOMLINSON									
Lap	1	2	3	4	5	6	7	8	9	10
1	2:33.96	2:25.78	2:24.78	2:24.69	2:25.91	2:24.62	2:25.36			
11	Stephen ROBINSON									
Lap	1	2	3	4	5	6	7	8	9	10
1	2:43.31	2:28.78	2:28.01	2:28.72	2:28.15	2:27.65	2:30.60			
13	James McCANN									
Lap	1	2	3	4	5	6	7	8	9	10
1	2:45.25	2:29.57	2:27.33	2:26.76	2:26.87	2:27.31	2:31.02			
14	Lloyd HUGGINS									
Lap	1	2	3	4	5	6	7	8	9	10
1	2:42.13	8:04.48								
21	Matthew PENNEFATHER-NEAL									
Lap	1	2	3	4	5	6	7	8	9	10
1	2:41.46	2:28.89	2:28.37	2:28.36	2:28.07	2:27.84	2:30.54			
22	Adrian JOHNSON									
Lap	1	2	3	4	5	6	7	8	9	10
1	2:40.21	2:27.35	2:27.37	2:28.42	2:27.00	2:26.54	2:27.20			
25	Daniel WATKINS									
Lap	1	2	3	4	5	6	7	8	9	10
1	2:45.64	2:32.38	2:29.29	2:28.97	2:27.54	2:27.39	2:31.10			
30	Jake MICKLEWRIGHT									
Lap	1	2	3	4	5	6	7	8	9	10
1	2:52.79	2:37.53	2:36.39	2:34.36	2:33.84	2:31.03	2:31.47			
38	Peter GRIFFIN									
Lap	1	2	3	4	5	6	7	8	9	10
1	2:37.99	2:27.24	2:27.09	2:27.62	2:27.06	2:26.95	2:26.93			
46	Nicola FAVOT									
Lap	1	2	3	4	5	6	7	8	9	10
1	2:46.82	2:29.09	2:29.35	2:30.38	2:29.25	2:27.25	2:30.73			
53	Stephen REED									
Lap	1	2	3	4	5	6	7	8	9	10
1	2:51.74	2:30.66	2:31.10	2:31.45	2:30.49	2:31.66	2:31.03			

54	Marcus BAILEY										
	Lap	1	2	3	4	5	6	7	8	9	10
	1	2:36.96	2:25.00	2:25.48	2:24.99	2:25.34	2:24.18	2:23.92			
55	George KING										
	Lap	1	2	3	4	5	6	7	8	9	10
	1	2:34.19	2:25.91	2:25.10	2:24.21	2:26.96	2:24.24	2:24.73			
66	Hayden McDONALD										
	Lap	1	2	3	4	5	6	7	8	9	10
	1	2:37.16	2:26.00	2:26.10	2:25.96	2:26.22	2:27.26	2:27.07			
67	David ABBITT										
	Lap	1	2	3	4	5	6	7	8	9	10
	1	2:42.70	2:27.24	2:25.66	2:26.39	2:26.47	2:25.98	2:26.12			
70	Jeremy RIVERS-FLETCHER										
	Lap	1	2	3	4	5	6	7	8	9	10
	1	2:50.39	2:37.12	2:35.68	2:34.14	2:34.33	2:32.72	2:34.28			
71	Ben SHORT										
	Lap	1	2	3	4	5	6	7	8	9	10
	1	2:32.12	2:22.78	2:22.07	2:24.03	2:23.11	2:23.72	2:23.52			
72	Matthew SHORT										
	Lap	1	2	3	4	5	6	7	8	9	10
	1	2:37.82	2:26.66	2:25.95	2:25.68	2:25.52	2:25.82	2:26.20			
90	Andrew ROBINSON										
	Lap	1	2	3	4	5	6	7	8	9	10
	1	2:53.90	2:36.43	2:33.65	2:31.56	2:31.11	2:30.38	2:30.89			
91	Steve QUENBY										
	Lap	1	2	3	4	5	6	7	8	9	10
	1	2:48.34	2:31.27	2:31.19	2:31.35	2:32.58	2:31.65	2:30.71			
92	Jordan JOHNSON										
	Lap	1	2	3	4	5	6	7	8	9	10
	1	2:35.67	2:25.81	2:26.04	2:25.76	2:24.63	2:24.11	2:24.06			
93	Ben ABBITT										
	Lap	1	2	3	4	5	6	7	8	9	10
	1	2:39.69	2:23.56	2:24.80	2:23.51	2:23.74	2:22.57	2:24.89			
94	Liam COCHRANE										
	Lap	1	2	3	4	5	6	7	8	9	10
	1	2:41.23	2:28.16	2:25.47	2:25.75	2:25.50	2:26.13	2:26.06			
96	Sam MOODY										
	Lap	1	2	3	4	5	6	7	8	9	10
	1	2:44.00	2:28.51	2:28.51	2:28.64	2:27.91	2:28.10	2:28.57			
97	Kian DONALDSON										
	Lap	1	2	3	4	5	6	7	8	9	10
	1	2:37.12	2:25.29	2:25.42	2:24.84	2:23.93	2:23.80	2:24.28			

122 Billy KING

Lap	1	2	3	4	5	6	7	8	9	10
1	2:51.93	2:32.45	2:31.35	2:30.77	2:31.24	2:30.11	2:30.87			

191 Philip Andrew BARRETT

Lap	1	2	3	4	5	6	7	8	9	10
1	2:45.02	2:30.62	2:29.53	2:31.25	2:31.25	2:30.16	2:32.72			

214 John GOLDSMITH

Lap	1	2	3	4	5	6	7	8	9	10
1	2:51.86	2:38.28	2:36.55	2:34.19	2:33.20	2:30.99	2:32.23			

291 Paul BARNARD

Lap	1	2	3	4	5	6	7	8	9	10
1	2:49.02	2:31.52	2:29.93	2:31.58	2:31.62	2:33.72	2:32.95			

777 Courtney MILNES

Lap	1	2	3	4	5	6	7	8	9	10
1	2:34.80	2:26.48	2:25.30	2:24.23	2:25.35	2:23.49	2:24.29			

778 Ali BRAY

Lap	1	2	3	4	5	6	7	8	9	10
1	2:33.14	2:21.86	2:22.26	2:24.28	2:22.66	2:23.85	2:23.40			

881 Jack SYCAMORE

Lap	1	2	3	4	5	6	7	8	9	10
1	2:34.91	2:24.83	2:24.16	2:24.04	2:23.66	2:24.03	2:23.28			
