



## 750 Motor Club Car Races

5<sup>th</sup> September 2020

This meeting is organised by the 750 Motor Club Ltd governed by the General Competition Rules of MOTORSPORT UK, incorporating the provisions of the International Sporting Code of the FIA, additional Supplementary Regulations and any written instructions the organisers issue for the event.

**These final instructions should be read in conjunction with the instructions issued on Covid-19 specific procedures that have been issued by the organisers, these can be downloaded at the following link:**

[https://www.750mc.co.uk/ugc-1/1/28/0/race\\_entry\\_guidelines\\_covid2020.pdf](https://www.750mc.co.uk/ugc-1/1/28/0/race_entry_guidelines_covid2020.pdf)

Contact: Giles Groombridge, 750MC, Donington Park, Castle Donington, Derby. DE74 2RP  
Tel: 01332 814548 Fax: 01332 811422 e-mail giles@750mc.co.uk

### 1 Permits

This event will be held under the following MOTORSPORT UK Permit numbers:

National A	<b>N/A</b>	National B	<b>N/A</b>	Interclub	<b>116867</b>	Interclub	<b>116866</b>
				Endurance			

### 2 Officials

<b>MOTORSPORT UK Steward</b>	Jerry Lucas	
<b>Club Stewards</b>	Graham Battersby	Mike Mullins
<b>Senior Clerk of the Course</b>	Bernard Cottrell	
<b>Clerks of the Course</b>	Lynne Spurr	
	Stephen Rose	
<b>Assistant Clerk of the Course</b>	Brendan Murphy	
<b>Secretary of the Meeting</b>	Giles Groombridge	
<b>Chief Scrutineer</b>	Bob Blackmore	
<b>Race Administration</b>	Nicky Emmerson	James Winstanley
	Anne Rothberg	
<b>Chief Timekeeper</b>	Terry Stevens	
<b>Covid-19 Officer</b>	Trevor Gregory	

### 3 Passes

Electronic Tickets will be distributed to competitors via the 750MC. Competitors are responsible for downloading and printing these out prior to arrival at the circuit.

### 4 Venue Access

Venue access times will be from 1pm on Friday the 4<sup>th</sup> September until 23.00 and from 07:00 on Saturday the 5<sup>th</sup> of September. The paddock must be vacated by 21:00 after the event has finished, unless prior authorisation from the venue has been secured.

### 5 Health & Safety

At all times whilst in the confines of the venue competitors should comply with Circuit Health & Safety Guidance Notes which are printed at the end of this document.

### 6 Pit & Paddock Areas

**Any Competitor/Team who may have stationed themselves in the incorrect place in the paddocks and has refused to move when asked by a 750MC official or their co-ordinator, will be reported to the Clerk of the Course.**

#### 6.1 Engine/Noise Pollution

Race engines must not be run **before 08:15 or after 18:30 on race day. Engines must not be run after 17:00 hours on Friday the evening before.**

## 6.2 Paddock

- 6.2.1 Drivers/Entrants are responsible for the removal of waste oil & containers from the venue
- 6.2.2 All domestic rubbish must be placed in the bins provided. **Any scrap vehicle parts including tyres must be removed from the venue.**
- 6.2.3 Under no circumstances must any paddock surface be broken in any way i.e. tent pegs/stakes etc.
- 6.2.4 Hospitality is not permitted in the paddock/pit area without the express permission of the Circuit. The only exception to this is hospitality for competitors and official team personnel.
- 6.2.5 It is the responsibility of the Drivers/Entrants to control any used or replacement tyres. These tyres are not permitted to be given to any members of the public and/or sponsors and guests and must be removed from the venue at the end of the event.
- 6.2.6 Drivers/Entrants are responsible for ensuring that members of the public do not wander through their pit garages and into the pit lane. The use of Tensa Barriers, post and rope or post and chain is recommended for when rear garage doors are left open.
- 6.2.7 Drivers/Entrants must either use cable protection to cover trailing cables or tape the cables to the ground all the way along their length, using hazard tape (clearly tape will only work in dry weather so ideally cable protection should be used).
- 6.2.8 Please be aware that there is a site speed limit of 20mph.

## 6.3 Pitlane

- 6.3.1 The outer lane or lanes are to be kept unobstructed to allow safe passage of cars at all times. The onus shall be on all drivers to take due care and drive at minimum speeds in the Pit Lane. **At the end of each practice session and races, teams are required to remove all equipment from the pit lane to allow the other series teams' access to pit lane.**
- 6.3.2 The pitlane speed limit for all sessions will be **60kph**
- 6.3.3 The Pit Signalling wall must be kept clear of all team personnel at the start of each race.
- 6.3.4 Refuelling in the pit lane is not permitted unless allowed for in the Championship/Series Regulations.
- 6.3.5 Children under the age of 16 years are not permitted in the pit lane area.

## 6.4 Support Vehicles

The use of vehicles is not permitted unless towing a trailer for the purpose of transporting ancillary motor race equipment in the pit & paddock area. No competitor may use a support vehicle in the pit road at any time unless authorised by a race official. Any misuse of "support vehicles" will be brought to the attention of the Senior Officials and appropriate action may be taken.

# 7 Signing On For Competitors

**Prior to taking part in their FIRST event of the year each competitor must send in electronically a copy of the front of their race licence to the 750 Motor Club office (nicky@750mc.co.uk). This will be used to verify that an appropriate licence is held for the event to be undertaken.**

Before the event each competitor must sign on by completing the self-declaration form found within the new "Sign-On" section of Rev-Up.

**Sign-On will be open 7 DAYS prior to the meeting and a competitor must ensure that their relevant entry is PAID before undertaking this process.**

Alternatively, a PDF version of this form can be downloaded from the Motorsport UK website by going to the following link: [www.motorsportuk.org/restart](http://www.motorsportuk.org/restart)

This must then be completed and sent to the 750 Motor Club office via email (nicky@750mc.co.uk) at least three days before the event.

Licences will not be physically checked at the event but will be checked with Motorsport UK. Please continue to bring your licence with you to all events as there is a possibility that spot checks may be made.

Upgrade cards will not be signed for licence upgrade purposes. In accordance with current regulations, official results may be presented in place of signatures should you wish to upgrade your licence in the future.

**DRIVERS WHO HAVE NOT COMPLETED THE SELF DECLARATION FOR SIGNING ON AND SCRUTINEERING IN ADVANCE OF THE MEETING WILL NOT BE PERMITTED ON TO THE CIRCUIT.**

## 8 Scrutineering

**For the majority of competitors there will be no pre-event scrutineering before going onto track as this will have been covered by completion of the self-declaration (see Section 7 – Signing On For Competitors)**

Scrutineers are permitted to make checks on a small number of vehicles at each event along with checks on competitors' equipment such as overalls, helmets, etc. If you are selected for checks you will be informed in advance of the event by email or on the day by SMS. If selected drivers **MUST** go to the scrutineering bay prior to taking to the track, scrutineers will be available from 7.30am on Saturday. Note: No scrutineering labels will be issued.

Note: The issuing of Motorsport UK scrutineering stickers for new Helmets & FHRs is currently suspended.

**Noise testing will take place at this event upon entry to the assembly area. All cars must report for noise testing prior to their first session on circuit. Competitors are advised to leave adequate time to ensure their car is noise tested prior to their first session. Noise limits are as per current MOTORSPORT UK Regulations.**

## 9 Eligibility

In addition to the Championship/Series Eligibility Scrutineers, eligibility may be checked by a member of the MOTORSPORT UK Technical Commission as listed in the MOTORSPORT UK Officials' Yearbook Appendix 5(d).

## 10 Drivers Briefings

**There will be no physical driver's briefings at this event due to the Covid-19 restrictions. All drivers' briefings will be electronic and sent to competitors via email and posted on the 750 Motor Club website in advance of the event: see <https://www.750mc.co.uk/calendar.htm>**

In order to assist competitors who have not raced at this circuit in its current configuration under MOTORSPORT UK regulations a set of briefing notes will be available to download from the 750 Motor Club website. These notes include useful information on particular features relevant to this circuit and how the meeting will operate. All competitors are urged to be familiar with them. If a new driver has specific questions in the first instance please contact the club via email.

## 11 Circuit Access

### 11.1 Vehicles in garages

You will access the circuit via the Assembly Area.

### 11.2 All other competitors

You will access the circuit via the Assembly Area.

## 12 Practice

Practice will take place as per the timetable. It is the driver's responsibility to be ready at least 20 minutes before their timetabled session. Drivers should go to the Assembly Area 20 minutes before published times unless otherwise instructed and then when directed by the course marshal they should proceed onto the circuit.

Double Header Races: Unless championship/series regulations stipulate otherwise, grids for the second race of a Double header event with only one practice session will be based on the second fastest practice times.

## 13 Race Start Procedure / Grids / Safety Car

All start procedures will be in accordance with the Championship/Series regulations. It is the competitor's responsibility to ensure that they are ready in good time. Under ideal conditions the racing programme may be brought forward by up to 30 minutes. Grids will be formed as per Championship/Series Regulations and the terms of the Circuit Licence.

Where races are set for a time duration, the Chequered flag will be shown to the race leader the first time he passes the Finish Line after the time has elapsed.

### 13.1 Standing Start

The lap from the Assembly Area to the grid constitutes the green flag lap. Once the grid is formed up, there will be a one-minute countdown to the starting signal. No personnel will be allowed on the grid. Please note: the red lights will switch off, signalling the start of the race.

Competitors are reminded that the green flag lap must be completed at an appropriate speed (not too slowly) without any undue delay. Should the completion of the green flag lap be in excess of 4 minutes, then at the discretion of the Clerk of the Course any time in excess of the 4 minutes may be deducted from the race duration.

### 13.2 Rolling Start

Cars will be pre-gridded in the Assembly area then released to the grid, there will then be a 1m / 30s countdown followed by the start of the Pace lap behind a Lead Car. Once the Lead Car has returned to the pits the red lights will switch off – signalling the start of the race. Please note that should conditions deteriorate from dry to wet (Q12.9.8) there will be two laps behind the Lead Car. Whilst on the Rolling Lap the Lead Car Driver or Observer or a Judge of Fact will assess the grid and if they are not satisfied that the formation is correct, they may elect to do a further Rolling Lap prior to the start to allow drivers to regain their correct positions. If after the Lead Car has pulled into the Pit Lane, the Starter judges that the grid is not in good formation as it approaches the Startline, he may leave the Start Lights at Red. In these circumstances, all cars should proceed slowly round the circuit and stop back in position on the grid. The Start procedure will be recommenced at the 1-minute signal. It is the driver's responsibility to insure they are fully aware of the full start procedures in section 2.6 of their Championship Regulations. The race timing will commence at the time of the first start irrespective of whether it is aborted or not.

The following Championship/Series will use a Rolling Start:

**Bikesports, Club Enduro.**

### 13.3 Safety Car

The Clerk of the Course will have the facility for the use of the safety car in the **ALL Practice Sessions** and **ALL Races**. It is the driver's responsibility to make sure they are fully aware of these regulations. The safety car will access and exit the circuit via the pit lane and safety car boards will be shown from the Start line gantry.

In the event of circuit light failure for either start type the Union/National flag will be used to start all races.

## 14 End Of Track Session Procedure

### 14.1 All Races

At the end of each track session be it practice or the actual race, all vehicles must slow down after taking the chequered flag and leave the circuit as directed by the officials and marshals. Note: the entrance to Parc Ferme at Oulton Park is before the entrance to pitlane.

### 14.2 Parc Ferme

Parc Ferme for all races will be in front of the Scrutineering Bay. Access to parc fermé is restricted to drivers only. Drivers under 18 must be accompanied in parc fermé by the parent or guardian who has signed on for the event. Parc Fermé conditions apply at all times after taking the chequered flag until cars are released by the scrutineers. No work may be carried out on any vehicle without the permission of a scrutineer or official. Failure to comply with the above, or with the instructions of any official, may result in penalties as per C 2.1.1 being applied.

## 15 Judges

Judges may be appointed as MOTORSPORT UK Competitors Yearbook [Q18].

## 16 Race Day Information

The organisers will try to run the programme as published, but they reserve the right to delay or bring forward event times to suit the conditions of the day. Printed results will not be available and all results will be posted online at:

<http://www.theresultslive.co.uk/750-motor-club/2020/oultion-park-international-5-september>

## 17 Race Stoppages

If any race is 'red-flagged' twice, it will be re-scheduled to run as the last race of the day, time permitting.

## 18 Special Circuit Notes

### 18.1 Paddock

The roadways within the Paddock Area must be kept clear of all vehicles at all times. It is prohibited to park vehicles so that they are backed up against the Pit Garage doors. **The flying of Drones is strictly prohibited.**

### 18.2 Illegal Driving

All competitors are reminded that they are liable to exclusion from the meeting if any person associated with them or their team who is below the age at which a driving licence may be issued, is seen driving a motor vehicle of any type within the paddock, or any other part of the grounds.

### 18.3 Animals

No animals are permitted within the circuit grounds

### 18.4 Paddock Bikes & Support Vehicles

In conjunction with the Clubs regulations:

- Excessive speed or riding in a reckless or dangerous manner in areas open or areas available to the

public is forbidden.

- Use of Paddock bikes and such equipment by children or someone not holding the appropriate permit/driving licence and relevant insurance policies is forbidden.
- Paddock bikes and such equipment must not be driven in public spectator areas, and the number of passengers must not exceed the number of passenger seats/places provided.

Failure to meet with these requirements may result in removal from the venue.

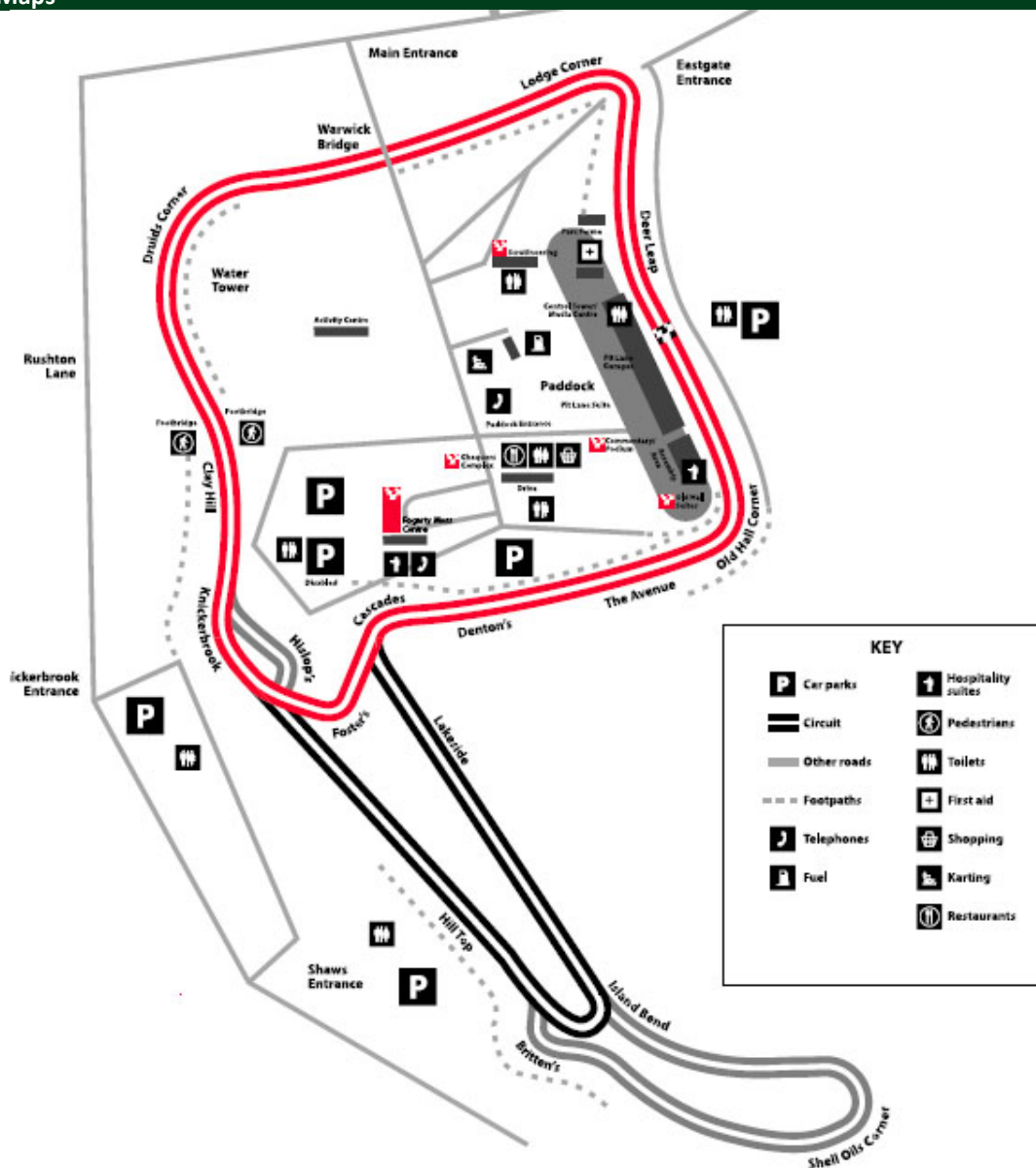
#### 18.5 Garages/Inner Paddock

Please can all competitors ensure that they have vacated the paddock and garages by 9pm. Competitors wishing to stay overnight or to leave vehicles, motorhomes or trailers for collection are asked to contact the circuit to request permission.

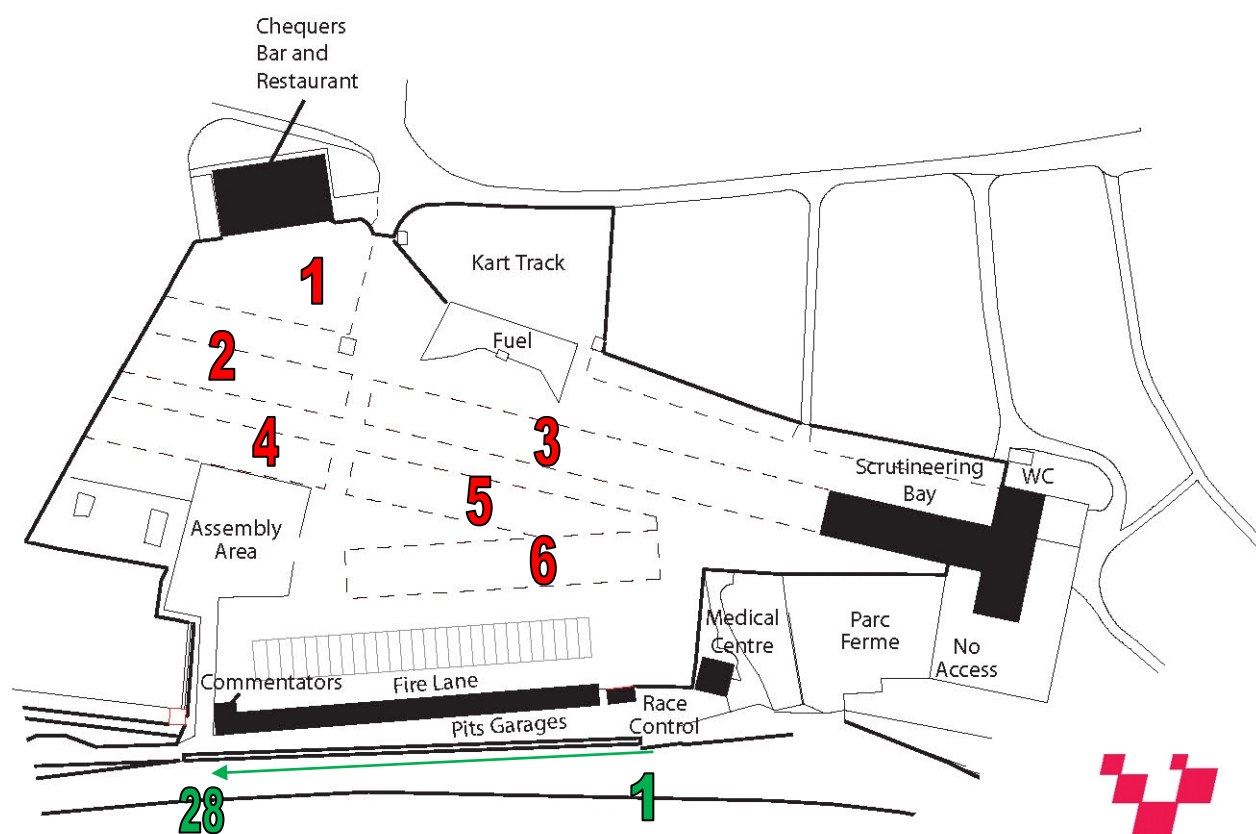
#### 18.6 Damage and Recovery from the Circuit

The circuit/club cannot be held liable for any damage that is caused in the course of removal of any vehicle from the circuit.

### 19 Circuit Maps



INTERNATIONAL CIRCUIT



## Paddock Plan - Oulton Park



Area	Saturday
1	Clio 182
2	F1000
3	BMWCCR
4	F1000
5	Bikesports
6	Bikesports
Garages	Club Enduro




### Yokohama Tyre Supplies:

Polleysport will be in attendance at this meeting and can supply and fit any Yokohama tyres you pre-order – 01354 688111.



Saturday			
Practice - 15 min sessions, except 3 - 20mins & 5 - 35mins		Scrutineer	Time
1	RLM Racing Bikesports Championship	7.30	8.30
2	K-Tec Racing Clio 182 Championship	7.50	8.55
3	Swallow Hill Homes F1000 Championship	8.05	9.15
4	BMWCCR Championship	8.30	9.50
5	Tegiwa Club Enduro Championship	8.50	10.10
Races (All races green flag lap from assembly area)		Duration	Time
1	RLM Racing Bikesports Championship	20mins	10.55
2	K-Tec Racing Clio 182 Championship	15mins	11.30
3	Swallow Hill Homes F1000 Championship	15mins	12.00
4	BMWCCR Championship	20mins	12.30
Lunchbreak			
5	Tegiwa Club Enduro Championship	120mins	1.50
6	RLM Racing Bikesports Championship	20mins	4.05
7	K-Tec Racing Clio 182 Championship	15mins	4.40
8	Swallow Hill Homes F1000 Championship	15mins	5.10
9	BMWCCR Championship	20mins	5.40



F i r e  L a n e	1	S. Cheetham		P i t  L a n e		T r a c k
	2	M. Jones / A. Wooton				
	3					
	4	M. Downie				
	5	J. McBride / N. Grove				
	6	M. Tidmarsh / S. Lake / A. Gay				
	7					
	8	D. Drinkwater				
	9	P. Browes				
	10	J. Hayes				
	11	M. Hampson				
	12	D. Ball / C. Gillespie / P. Dryburgh				
	13					
	14	N. Dougill / E. Christie / C. Dark				
	15					
	16	P. Sheard / I. Mairs / D. Kell				
	17					
	18	L. Bidgway / A. Henderson / W. Stacey				
	19					
	20	A. Burge / M. Pickford / C. Chisnall				
	21					
	22	S. Cunliffe / W. Beech / C. Coomer				
	23					
	24	A. Baylie / C. Freeman / M. James				
	25					
	26	R. Baker / M. Wallis / L. Handley				
	27		Comentary Box			
	28	A. Howarth / M. Sanders	Comentary Box			

**Only 3 cars and a maximum of 12 people are permitted in pair of Garages. When working in garages if 2m social distancing guidelines are likely to be breached then team personnel MUST wear face coverings and appropriate PPE such as hand sanitiser must be available. Face coverings or Full-Face Helmets must be worn by crew for ALL Pit Stops.**



## Entry List

### Bikesports

3	B	Barry Liversidge
5	A	Doug Carter
7	A	Julian Griffiths
8	A	David Krayem
10	B	Tony Barwell / James Barwell
11	A	Josh Smith
15	A	Robert Rees
16	A	Ashley Hicklin
17	B	Miles Drew
22	B	Richard Wells
24	A	Ian Charles
27	A	Scott Mittell
35	B	Leon Morrell
44	A	Andrew Kimpton
48	B	Andy Chittenden
58	B	Anthony Ayres
60	B	Andrew Goord
66	I	Robert Gillman
73	A	Alastair Smart
77	A	Charles Hall
95	A	Joe Stables
99	A	Martin Brooks

### F1000

1	C	Matthew Booth
2	C	Dan Clowes
4	C	Dan Gore
6	C	Andrew Dunn
7	C	James Hills
11	C	Elliott Mitchell
14	C	Adam Walker
21	C	Matthew Minett
22	C	Dean Warren
27	C	Al Rhodes Mays
29	C	Dax Ward
33	C	Robert Bailey
41	C	Billy Styles
42	C	Paul Butcher
55	C	Nikita Abramov
56	C	Lee Morgan
60	C	Jack Tomalin
66	C	Max Windheuser
67	C	Andrew Wheals
69	C	Edward Falkingham
88	C	Mark Betts

### BMWCCR

2	M1	Rick Kerry
7	6	Kevin Denwood
8	6	Bill Reddrop
10	Cup	Clive Watson
15	M2	Graham Crowhurst
19	6	Rob Lyons
21	M2	Andy Abrams
23	6	Thomas Singleton
26	M2	Paul Cook
28	M1	Brad Sheehan
30	6	Dan Harborow
31	Cup	Paul Laramy
37	6	Cavan Grainger
40	6	Shaun Jackson
42	I	Mark Havers
43	M2	Steven Schweikhardt
44	M1	Michael Cutt

46	M2	Matt Page
55	M2	Rahim Baloo
59	6	Jim Benson
60	Cup	Karl McMillan
64	6	Gareth Montgomery
67	M2	Adrian Williams
68	Cup	Gareth Thomas
70	M2	Wayne Lewis
71	6	Jordan Saywood
72	6	Matthew Smith
76	6	Stuart Pywell
83	M2	Gary Burstow
146	M1	Michael Pensavalle

### Club Enduro

2	A	Adam Howarth
6	A	Robert Baker / Carl Swift
10	A	Matthew Wallis / Simon Wallis
12	B	Thomas Rogers / John Griffiths
14	B	Christopher Freeman / Jonathan Munday
15	B	Colin Gillespie
16	B	Phil Dryburgh
17	C	David Drinkwater
18	C	Paul Sheard / Steve Dolman
22	C	Paul Browes / Luke Browes
25	A	Darren Ball
26	C	Jonathan Hayes / Paul Subbiani
27	B	William Beech / Mark Grice
28	A	Steven Lake
32	A	Leon Bidgway
43	A	Steve Cheetham
48	A	Mark Jones
49	B	William Stacey
50	A	Julian McBride
51	B	Luke Handley
55	C	Chris Coomer
59	C	Nick Dougill / John Munro
62	C	Andy Gay / Ben Woodcock
66	A	Ade Wootton
68	C	Darren Kell / James Kell
69	A	Matthew Hampson / Andy Schulz
73	A	Matthew Sanders
76	B	Michael Downie
81	C	Matthew Tidmarsh / Alex Richardson
90	A	Alan Henderson
95	C	Andy Baylie
101	B	Nik Grove / Carlo Turner
129	B	Stephen Cuncliffe
176	A	Matthew Pickford / Brian Chandler
235	A	Michael Dark
316	C	Ivor Mairs
333	A	Martin James
481	B	Edward Christie / Neal Mills
777	C	Clive Chisnall
790	B	Adrian Burge / Bruce Robinson

**Clio 182**

1	Ryan Polley
7	Stephen Richardson
17	Simon Freeman
22	Christopher Keir
26	Gareth Tansey
27	Michael Ward
35	James Bishop
44	David Garside
55	Justin Griffiths
56	Chris Lawrence
77	Andrew Harding
80	Christopher Noah
86	Oliver Waind
99	Neil Heath
11	Stephen Langton
13	Josh Larkin
21	Scott Edgar
31	Jay Daniels
51	Simon Vincent
88	Tom Hall

# THINK SAFETY

## 2020 SAFETY BULLETIN

This safety bulletin supports MSV Site Safety Rules; Club issued Supplementary Regulations and Final Instructions.

### 1. VEHICLES + SCOOTERS, BUGGIES & QUADS

- The use of paddock bikes, scooters, quads and buggies etc... must be covered by 3rd party insurance when driven on site
- No mini bikes permitted (eg. dirt bikes, trial bikes or pit bikes etc...)
- Maximum speed of 10mph around site
- No electric stand-on scooters



### 2. SAFE SCOOTER, BUGGY & QUAD USE

- No children/babies as scooter passengers
- Only drive if you hold a valid license
- No leaving keys in ignition
- No carrying of unsecured loads
- No mobile phones / eating / drinking whilst driving



### 3. WORKING AT HEIGHT

**Never stand on a roof without protection from falling e.g.**

- Put up secure side barriers
- Use a clipped on safety harness
- Use a secured step/ladder (not a domestic ladder)
- Ensure your step/ladder is not damaged - do not use if faulty



### 4. SPECTATING

- Not from tail lifts/truck roofs/trailer roofs
- Not from venue infrastructure e.g. waste bins, fencing or generators



### 5. Paddock Access

**NO PUBLIC ACCESS TO THE PADDOCKS**



No skateboarding  
No bicycles  
No ball games



### 6. HOT WORKS AND FUEL

- No hot works including welding on site
- Keep fuel storage to a minimum and in a safe location
- Keep fuel away from ignition sources.
- No smoking near refuelling areas
- Keep a fire extinguisher close by
- Refuel when engine is turned off and cooled



### 7. CABLES AND TAIL-LIFTS

- Cover cables with matting or tape down flat
- Tail lifts should not be left unattended at the half-way point



**Thank you. We appreciate your co-operation.**