

zamp



ZAMP HELMETS FORMULA VEE CHAMPIONSHIP



750 Motor Club Race Meeting
Croft
20th April 2024



Timing & Results Provided by Timing Solutions Ltd

www.tsl-timing.com

ZAMP Helmets Formula Vee Championship
QUALIFYING - RACES 1 - CLASSIFICATION

POS	NO	CL	PIC	NAME	ENTRY	TIME	ON	LAPS	GAP	DIFF	MPH
1	33		1	Matt HARBOT	AHS Dominator	1:33.987	8	9			80.44
2	99		2	Craig BELL	AHS Dominator VD	1:34.174	7	9	0.187	0.187	80.28
3	11		3	Ben CRESSEY	Storm Vee	1:35.362	7	7	1.375	1.188	79.28
4	16		4	James MADDEN	GAC Vee	1:35.633	7	8	1.646	0.271	79.05
5	3		5	Vaughn JONES	Storm Vee	1:36.254	6	9	2.267	0.621	78.54
6	72		6	Colin GREGORY	Sheane GSG Racing	1:36.296	5	9	2.309	0.042	78.51
7	12	B	1	Bill GARNER	Maverick KE01	1:36.586	6	9	2.599	0.290	78.27
8	25		7	Daniel LANYI	AHS Dominator	1:36.644	8	9	2.657	0.058	78.23
9	88		8	Francis TWYMAN	Storm SF1	1:37.324	6	8	3.337	0.680	77.68
10	50		9	Louis SCHOLES	AHS Dominator Mk2	1:37.351	6	9	3.364	0.027	77.66
11	66	B	2	Phil WATERHOUSE	Filari Tasso	1:37.457	6	8	3.470	0.106	77.57
12	32	B	3	Simon FOLEY	Maverick Mk2	1:37.603	5	9	3.616	0.146	77.46
13	90		10	Thor TULLOH	GAC Vee	1:37.758	7	9	3.771	0.155	77.34
14	24*		11	Rik LANYI	AHS Dominator Mk2	1:37.934	9	9	3.947	0.176	77.20
15	93		12	Leon FROST	GAC Vee	1:37.993	8	8	4.006	0.059	77.15
16	36		13	Bradley TARLTON	GAC Vee	1:38.250	5	8	4.263	0.257	76.95
17	42	B	4	James HUCKLE	Sheane Mk1	1:38.768	7	8	4.781	0.518	76.54
18	47		14	Matt TOPHAM	GAC SWB	1:39.214	8	8	5.227	0.446	76.20
19	23		15	Lucas BSCHER	AHS Dominator	1:39.522	5	9	5.535	0.308	75.96
20	4		16	Tim PROBERT	Storm Bowles	1:40.050	7	8	6.063	0.528	75.56
21	77		17	Stephen BAILEY	WEV Vee	1:40.681	5	8	6.694	0.631	75.09
22	44		18	Dan POLLEY	Sheane Vee	1:41.033	3	4	7.046	0.352	74.83
23	64		19	Sam WALBANK	Storm Vee	1:41.492	7	8	7.505	0.459	74.49
24	28		20	Sam ENGINEER	Storm SE2	1:41.831	7	8	7.844	0.339	74.24
25	13	B	5	Rachel SWAIN	GAC Vee	1:43.015	7	8	9.028	1.184	73.39
26	7		21	Richard WALSH	GAC CRL-03B	1:43.208	2	8	9.221	0.193	73.25
27	59		22	Chris WILSHER	Storm W7	1:46.644	6	8	12.657	3.436	70.89
28	95	B	6	Oliver MITCHELL	Leastone Vee	1:48.291	6	7	14.304	1.647	69.81
29	14	B	7	David HUCKLE	Sheane Mk1	1:49.156	8	8	15.169	0.865	69.26
30	81	B	8	Nicholas TULLOH	AHS Challenger	1:49.179	6	8	15.192	0.023	69.24
31	9	B	9	Andy GOMERSALL	Spyder Vee			0			

Comments:

No. 24 - 2 Lap times disallowed; exceeding track limits.

Weather / Track : Bright / Dry

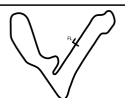
These results are provisional until the conclusion of any judicial and technical matters.

Date: 20/04/2024 Start: 09:29 Finish: 09:43
Croft: 2.1001 miles

Clerk Of Course: Lynne Spurr

Stewards:

Timekeeper: Stewart Burr



ZAMP Helmets Formula Vee Championship

QUALIFYING - RACE 8 - 2ND FASTEST CLASSIFICATION

POS	NO	CL	PIC	NAME	ENTRY	TIME	ON	LAPS	GAP	DIFF	MPH
1	33		1	Matt HARBOT	AHS Dominator	1:34.597	5	9			79.92
2	99		2	Craig BELL	AHS Dominator VD	1:34.900	8	9	0.303	0.303	79.66
3	11		3	Ben CRESSEY	Storm Vee	1:35.656	5	7	1.059	0.756	79.03
4	72		4	Colin GREGORY	Sheane GSG Racing	1:36.850	7	9	2.253	1.194	78.06
5	3		5	Vaughn JONES	Storm Vee	1:37.384	7	9	2.787	0.534	77.63
6	12	B	1	Bill GARNER	Maverick KE01	1:37.514	7	9	2.917	0.130	77.53
7	25		6	Daniel LANYI	AHS Dominator	1:37.727	5	9	3.130	0.213	77.36
8	16		7	James MADDEN	GAC Vee	1:37.822	6	8	3.225	0.095	77.28
9	66	B	2	Phil WATERHOUSE	Filari Tasso	1:37.862	7	8	3.265	0.040	77.25
10	88		8	Francis TWYMAN	Storm SF1	1:37.905	5	8	3.308	0.043	77.22
11	90		9	Thor TULLOH	GAC Vee	1:38.086	6	9	3.489	0.181	77.08
12	93		10	Leon FROST	GAC Vee	1:38.245	6	8	3.648	0.159	76.95
13	50		11	Louis SCHOLES	AHS Dominator Mk2	1:38.507	5	9	3.910	0.262	76.75
14	32	B	3	Simon FOLEY	Maverick Mk2	1:38.692	4	9	4.095	0.185	76.60
15	24*		12	Rik LANYI	AHS Dominator Mk2	1:38.914	4	9	4.317	0.222	76.43
16	36		13	Bradley TARLTON	GAC Vee	1:39.214	6	8	4.617	0.300	76.20
17	42	B	4	James HUCKLE	Sheane Mk1	1:39.280	6	8	4.683	0.066	76.15
18	47		14	Matt TOPHAM	GAC SWB	1:39.420	7	8	4.823	0.140	76.04
19	23		15	Lucas BSCHER	AHS Dominator	1:40.157	6	9	5.560	0.737	75.48
20	4		16	Tim PROBERT	Storm Bowles	1:40.826	5	8	6.229	0.669	74.98
21	77		17	Stephen BAILEY	WEV Vee	1:41.233	7	8	6.636	0.407	74.68
22	44		18	Dan POLLEY	Sheane Vee	1:42.718	2	4	8.121	1.485	73.60
23	64		19	Sam WALBANK	Storm Vee	1:43.123	4	8	8.526	0.405	73.31
24	13	B	5	Rachel SWAIN	GAC Vee	1:43.402	6	8	8.805	0.279	73.11
25	7		20	Richard WALSH	GAC CRL-03B	1:43.435	3	8	8.838	0.033	73.09
26	28		21	Sam ENGINEER	Storm SE2	1:43.519	4	8	8.922	0.084	73.03
27	59		22	Chris WILSHER	Storm W7	1:48.975	5	8	14.378	5.456	69.37
28	95	B	6	Oliver MITCHELL	Leastone Vee	1:49.568	4	7	14.971	0.593	69.00
29	81	B	7	Nicholas TULLOH	AHS Challenger	1:50.158	5	8	15.561	0.590	68.63
30	14	B	8	David HUCKLE	Sheane Mk1	1:50.786	5	8	16.189	0.628	68.24
31	9	B	9	Andy GOMERSALL	Spyder Vee			0			

Comments:

No. 24 - 2 Lap times disallowed; exceeding track limits.

Weather / Track : Bright / Dry

These results are provisional until the conclusion of any judicial and technical matters.

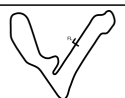
Date: 20/04/2024 Start: 09:29 Finish: 09:43

Croft: 2.1001 miles

Clerk Of Course: Lynne Spurr

Stewards:

Timekeeper: Stewart Burr



ZAMP Helmets Formula Vee Championship

QUALIFYING - RACES 1 & 8 - LAP ANALYSIS

DIFF = Difference To Personal Best Lap

P1 33 Matt HARBOT				
LAP	LAP TIME	DIFF	MPH	TIME OF DAY
1 -				09:31:29.138
2 -	1:37.728	3.741	77.36	09:33:06.866
3 -	1:36.075	2.088	78.69	09:34:42.941
4 -	1:37.490	3.503	77.55	09:36:20.431
5 -	1:34.597 (2)	0.610	79.92	09:37:55.028
6 -	1:36.227	2.240	78.57	09:39:31.255
7 -	1:34.639 (3)	0.652	79.88	09:41:05.894
8 -	1:33.987 (1)		80.44	09:42:39.881
9 -	1:45.187	11.200	71.87	09:44:25.068

P2 99 Craig BELL				
LAP	LAP TIME	DIFF	MPH	TIME OF DAY
1 -				09:31:26.468
2 -	1:36.692	2.518	78.19	09:33:03.160
3 -	1:35.737	1.563	78.97	09:34:38.897
4 -	1:35.317 (3)	1.143	79.32	09:36:14.214
5 -	1:35.780	1.606	78.93	09:37:49.994
6 -	1:35.327	1.153	79.31	09:39:25.321
7 -	1:34.174 (1)		80.28	09:40:59.495
8 -	1:34.900 (2)	0.726	79.66	09:42:34.395
9 -	1:36.386	2.212	78.44	09:44:10.781

P3 11 Ben CRESSEY				
LAP	LAP TIME	DIFF	MPH	TIME OF DAY
1 -				09:32:16.027
2 -	1:43.638	8.276	72.95	09:33:59.665
3 -	1:42.005	6.643	74.12	09:35:41.670
4 -	1:42.198	6.836	73.98	09:37:23.868
5 -	1:35.656 (2)	0.294	79.03	09:38:59.524
6 -	1:36.509 (3)	1.147	78.34	09:40:36.033
7 -	1:35.362 (1)		79.28	09:42:11.395

P4 16 James MADDEN				
LAP	LAP TIME	DIFF	MPH	TIME OF DAY
1 -				09:32:12.060
2 -	1:43.281	7.648	73.20	09:33:55.341
3 -	1:45.124	9.491	71.92	09:35:40.465
4 -	1:40.383	4.750	75.31	09:37:20.848
5 -	1:38.338 (3)	2.705	76.88	09:38:59.186
6 -	1:37.822 (2)	2.189	77.28	09:40:37.008
7 -	1:35.633 (1)		79.05	09:42:12.641
8 -	1:39.846	4.213	75.72	09:43:52.487

P5 3 Vaughn JONES				
LAP	LAP TIME	DIFF	MPH	TIME OF DAY
1 -				09:32:06.075
2 -	1:45.637	9.383	71.57	09:33:51.712
3 -	1:41.925	5.671	74.17	09:35:33.637
4 -	1:42.959	6.705	73.43	09:37:16.596
5 -	1:37.897 (3)	1.643	77.23	09:38:54.493
6 -	1:36.254 (1)		78.54	09:40:30.747
7 -	1:37.384 (2)	1.130	77.63	09:42:08.131
8 -	1:39.088	2.834	76.30	09:43:47.219
9 -	1:40.942	4.688	74.90	09:45:28.161

P6 72 Colin GREGORY				
LAP	LAP TIME	DIFF	MPH	TIME OF DAY
1 -				09:31:36.736

DIFF = Difference To Personal Best Lap

2 -	1:45.024	8.728	71.98	09:33:21.760
3 -	1:40.413	4.117	75.29	09:35:02.173
4 -	1:37.758 (3)	1.462	77.34	09:36:39.931
5 -	1:36.296 (1)		78.51	09:38:16.227
6 -	1:40.729	4.433	75.05	09:39:56.956
7 -	1:36.850 (2)	0.554	78.06	09:41:33.806
8 -	1:38.294	1.998	76.91	09:43:12.100
9 -	1:38.377	2.081	76.85	09:44:50.477

P7 12 Bill GARNER				
LAP	LAP TIME	DIFF	MPH	TIME OF DAY
1 -				09:32:02.271
2 -	1:44.238	7.652	72.53	09:33:46.509
3 -	1:45.125	8.539	71.92	09:35:31.634
4 -	1:43.511	6.925	73.04	09:37:15.145
5 -	1:40.252	3.666	75.41	09:38:55.397
6 -	1:36.586 (1)		78.27	09:40:31.983
7 -	1:37.514 (2)	0.928	77.53	09:42:09.497
8 -	1:37.990	1.404	77.15	09:43:47.487
9 -	1:37.989 (3)	1.403	77.15	09:45:25.476

P8 25 Daniel LANYI				
LAP	LAP TIME	DIFF	MPH	TIME OF DAY
1 -				09:31:33.466
2 -	1:42.214	5.570	73.96	09:33:15.680
3 -	1:49.164	12.520	69.25	09:35:04.844
4 -	1:38.032 (3)	1.388	77.12	09:36:42.876
5 -	1:37.727 (2)	1.083	77.36	09:38:20.603
6 -	1:40.031	3.387	75.58	09:40:00.634
7 -	1:38.126	1.482	77.05	09:41:38.760
8 -	1:36.644 (1)		78.23	09:43:15.404
9 -	1:39.228	2.584	76.19	09:44:54.632

P9 88 Francis TWYMAN				
LAP	LAP TIME	DIFF	MPH	TIME OF DAY
1 -				09:32:18.561
2 -	1:43.252	5.928	73.22	09:34:01.813
3 -	1:44.174	6.850	72.57	09:35:45.987
4 -	1:39.569	2.245	75.93	09:37:25.556
5 -	1:37.905 (2)	0.581	77.22	09:39:03.461
6 -	1:37.324 (1)		77.68	09:40:40.785
7 -	1:39.794	2.470	75.76	09:42:20.579
8 -	1:39.119 (3)	1.795	76.27	09:43:59.698

P10 50 Louis SCHOLES				
LAP	LAP TIME	DIFF	MPH	TIME OF DAY
1 -				09:32:00.334
2 -	1:47.614	10.263	70.25	09:33:47.948
3 -	1:44.946	7.595	72.04	09:35:32.894
4 -	1:41.355	4.004	74.59	09:37:14.249
5 -	1:38.507 (2)	1.156	76.75	09:38:52.756
6 -	1:37.351 (1)		77.66	09:40:30.107
7 -	1:39.310 (3)	1.959	76.13	09:42:09.417
8 -	1:42.063	4.712	74.07	09:43:51.480
9 -	1:41.620	4.269	74.40	09:45:33.100

P11 66 Phil WATERHOUSE				
LAP	LAP TIME	DIFF	MPH	TIME OF DAY
1 -				09:32:12.528
2 -	1:47.775	10.318	70.15	09:34:00.303
3 -	1:51.587	14.130	67.75	09:35:51.890

ZAMP Helmets Formula Vee Championship

QUALIFYING - RACES 1 & 8 - LAP ANALYSIS

DIFF = Difference To Personal Best Lap

4 -	1:39.976	2.519	75.62	09:37:31.866
5 -	1:38.183 (3)	0.726	77.00	09:39:10.049
6 -	1:37.457 (1)		77.57	09:40:47.506
7 -	1:37.862 (2)	0.405	77.25	09:42:25.368
8 -	1:47.764	10.307	70.15	09:44:13.132

P12 32 Simon FOLEY

LAP	LAP TIME	DIFF	MPH	TIME OF DAY
1 -				09:32:02.676
2 -	1:47.092	9.489	70.59	09:33:49.768
3 -	1:42.004	4.401	74.12	09:35:31.772
4 -	1:38.692 (2)	1.089	76.60	09:37:10.464
5 -	1:37.603 (1)		77.46	09:38:48.067
6 -	1:39.046 (3)	1.443	76.33	09:40:27.113
7 -	1:39.485	1.882	75.99	09:42:06.598
8 -	1:43.803	6.200	72.83	09:43:50.401
9 -	1:41.564	3.961	74.44	09:45:31.965

P13 90 Thor TULLOH

LAP	LAP TIME	DIFF	MPH	TIME OF DAY
1 -				09:31:59.286
2 -	1:42.251	4.493	73.94	09:33:41.537
3 -	1:40.708	2.950	75.07	09:35:22.245
4 -	1:38.969	1.211	76.39	09:37:01.214
5 -	1:38.319 (3)	0.561	76.89	09:38:39.533
6 -	1:38.086 (2)	0.328	77.08	09:40:17.619
7 -	1:37.758 (1)		77.34	09:41:55.377
8 -	1:46.788	9.030	70.80	09:43:42.165
9 -	1:43.445	5.687	73.08	09:45:25.610

P14 24 Rik LANYI

LAP	LAP TIME	DIFF	MPH	TIME OF DAY
1 -				09:31:35.969
2 -	1:41.785	3.851	74.28	09:33:17.754
3 -	1:39.375 D	1.441	76.08	09:34:57.129
4 -	1:38.914 (2)	0.980	76.43	09:36:36.043
5 -	1:38.611 D	0.677	76.67	09:38:14.654
6 -	1:39.018 (3)	1.084	76.35	09:39:53.672
7 -	1:39.906	1.972	75.67	09:41:33.578
8 -	2:04.708	26.774	60.62	09:43:38.286
9 -	1:37.934 (1)		77.20	09:45:16.220

P15 93 Leon FROST

LAP	LAP TIME	DIFF	MPH	TIME OF DAY
1 -				09:31:59.102
2 -	1:55.398	17.405	65.51	09:33:54.500
3 -	1:49.382	11.389	69.12	09:35:43.882
4 -	1:44.096	6.103	72.63	09:37:27.978
5 -	1:40.435 (3)	2.442	75.27	09:39:08.413
6 -	1:38.245 (2)	0.252	76.95	09:40:46.658
7 -	1:40.674	2.681	75.10	09:42:27.332
8 -	1:37.993 (1)		77.15	09:44:05.325

P16 36 Bradley TARLTON

LAP	LAP TIME	DIFF	MPH	TIME OF DAY
1 -				09:32:28.700
2 -	1:57.124	18.874	64.55	09:34:25.824
3 -	1:45.503	7.253	71.66	09:36:11.327
4 -	1:41.501 (3)	3.251	74.48	09:37:52.828
5 -	1:38.250 (1)		76.95	09:39:31.078
6 -	1:39.214 (2)	0.964	76.20	09:41:10.292

DIFF = Difference To Personal Best Lap

7 -	1:42.228	3.978	73.95	09:42:52.520
8 -	1:42.795	4.545	73.55	09:44:35.315

P17 42 James HUCKLE

LAP	LAP TIME	DIFF	MPH	TIME OF DAY
1 -				09:31:59.942
2 -	1:43.240	4.472	73.23	09:33:43.182
3 -	1:41.875	3.107	74.21	09:35:25.057
4 -	1:40.301	1.533	75.37	09:37:05.358
5 -	1:39.555 (3)	0.787	75.94	09:38:44.913
6 -	1:39.280 (2)	0.512	76.15	09:40:24.193
7 -	1:38.768 (1)		76.54	09:42:02.961
8 -	1:43.611	4.843	72.97	09:43:46.572

P18 47 Matt TOPHAM

LAP	LAP TIME	DIFF	MPH	TIME OF DAY
1 -				09:32:03.433
2 -	1:50.886	11.672	68.18	09:33:54.319
3 -	1:44.325	5.111	72.47	09:35:38.644
4 -	1:41.324	2.110	74.61	09:37:19.968
5 -	1:40.974	1.760	74.87	09:39:00.942
6 -	1:39.562 (3)	0.348	75.93	09:40:40.504
7 -	1:39.420 (2)	0.206	76.04	09:42:19.924
8 -	1:39.214 (1)		76.20	09:43:59.138

P19 23 Lucas BSCHER

LAP	LAP TIME	DIFF	MPH	TIME OF DAY
1 -				09:31:41.281
2 -	1:42.895	3.373	73.47	09:33:24.176
3 -	1:42.497	2.975	73.76	09:35:06.673
4 -	1:40.195 (3)	0.673	75.45	09:36:46.868
5 -	1:39.522 (1)		75.96	09:38:26.390
6 -	1:40.157 (2)	0.635	75.48	09:40:06.547
7 -	1:40.482	0.960	75.24	09:41:47.029
8 -	1:44.513	4.991	72.34	09:43:31.542
9 -	1:41.388 P	1.866	74.57	09:45:12.930

P20 4 Tim PROBERT

LAP	LAP TIME	DIFF	MPH	TIME OF DAY
1 -				09:31:56.358
2 -	1:48.490	8.440	69.68	09:33:44.848
3 -	1:47.551	7.501	70.29	09:35:32.399
4 -	1:45.316	5.266	71.78	09:37:17.715
5 -	1:40.826 (2)	0.776	74.98	09:38:58.541
6 -	1:41.137 (3)	1.087	74.75	09:40:39.678
7 -	1:40.050 (1)		75.56	09:42:19.728
8 -	1:43.171	3.121	73.28	09:44:02.899

P21 77 Stephen BAILEY

LAP	LAP TIME	DIFF	MPH	TIME OF DAY
1 -				09:32:10.934
2 -	1:43.730	3.049	72.88	09:33:54.664
3 -	1:44.846	4.165	72.11	09:35:39.510
4 -	1:52.813	12.132	67.01	09:37:32.323
5 -	1:40.681 (1)		75.09	09:39:13.004
6 -	1:41.252 (3)	0.571	74.67	09:40:54.256
7 -	1:41.233 (2)	0.552	74.68	09:42:35.489
8 -	1:41.904	1.223	74.19	09:44:17.393

ZAMP Helmets Formula Vee Championship

QUALIFYING - RACES 1 & 8 - LAP ANALYSIS

DIFF = Difference To Personal Best Lap

P22 44 Dan POLLEY				
LAP	LAP TIME	DIFF	MPH	TIME OF DAY
1 -				09:32:19.111
2 -	1:42.718 (2)	1.685	73.60	09:34:01.829
3 -	1:41.033 (1)		74.83	09:35:42.862
4 -	1:57.266 P	16.233	64.47	09:37:40.128

P23 64 Sam WALBANK				
LAP	LAP TIME	DIFF	MPH	TIME OF DAY
1 -				09:32:26.702
2 -	1:54.695	13.203	65.91	09:34:21.397
3 -	1:48.588	7.096	69.62	09:36:09.985
4 -	1:43.123 (2)	1.631	73.31	09:37:53.108
5 -	1:46.187	4.695	71.20	09:39:39.295
6 -	1:43.319 (3)	1.827	73.17	09:41:22.614
7 -	1:41.492 (1)		74.49	09:43:04.106
8 -	1:44.020	2.528	72.68	09:44:48.126

P24 28 Sam ENGINEER				
LAP	LAP TIME	DIFF	MPH	TIME OF DAY
1 -				09:32:24.696
2 -	1:55.102	13.271	65.68	09:34:19.798
3 -	1:46.021	4.190	71.31	09:36:05.819
4 -	1:43.519 (2)	1.688	73.03	09:37:49.338
5 -	1:48.032	6.201	69.98	09:39:37.370
6 -	1:44.109 (3)	2.278	72.62	09:41:21.479
7 -	1:41.831 (1)		74.24	09:43:03.310
8 -	1:58.905 P	17.074	63.58	09:45:02.215

P25 13 Rachel SWAIN				
LAP	LAP TIME	DIFF	MPH	TIME OF DAY
1 -				09:32:03.128
2 -	1:49.808	6.793	68.85	09:33:52.936
3 -	1:45.131	2.116	71.91	09:35:38.067
4 -	1:44.529 (3)	1.514	72.33	09:37:22.596
5 -	1:44.750	1.735	72.17	09:39:07.346
6 -	1:43.402 (2)	0.387	73.11	09:40:50.748
7 -	1:43.015 (1)		73.39	09:42:33.763
8 -	1:44.627 P	1.612	72.26	09:44:18.390

P26 7 Richard WALSH				
LAP	LAP TIME	DIFF	MPH	TIME OF DAY
1 -				09:31:58.781
2 -	1:43.208 (1)		73.25	09:33:41.989
3 -	1:43.435 (2)	0.227	73.09	09:35:25.424
4 -	1:45.054 (3)	1.846	71.96	09:37:10.478
5 -	2:09.042	25.834	58.59	09:39:19.520
6 -	1:45.857	2.649	71.42	09:41:05.377
7 -	1:46.043	2.835	71.29	09:42:51.420
8 -	1:47.699	4.491	70.20	09:44:39.119

P27 59 Chris WILSHER				
LAP	LAP TIME	DIFF	MPH	TIME OF DAY
1 -				09:32:29.045
2 -	1:57.757	11.113	64.20	09:34:26.802
3 -	1:53.461	6.817	66.63	09:36:20.263
4 -	1:49.450 (3)	2.806	69.07	09:38:09.713
5 -	1:48.975 (2)	2.331	69.37	09:39:58.688
6 -	1:46.644 (1)		70.89	09:41:45.332
7 -	1:53.825	7.181	66.42	09:43:39.157

DIFF = Difference To Personal Best Lap

8 - 1:52.264 5.620 67.34 09:45:31.421

P28 95 Oliver MITCHELL				
LAP	LAP TIME	DIFF	MPH	TIME OF DAY
1 -				09:32:20.783
2 -	2:07.511	19.220	59.29	09:34:28.294
3 -	1:54.942	6.651	65.77	09:36:23.236
4 -	1:49.568 (2)	1.277	69.00	09:38:12.804
5 -	1:50.828 (3)	2.537	68.21	09:40:03.632
6 -	1:48.291 (1)		69.81	09:41:51.923
7 -	2:04.044	15.753	60.95	09:43:55.967

P29 14 David HUCKLE				
LAP	LAP TIME	DIFF	MPH	TIME OF DAY
1 -				09:32:02.864
2 -	2:00.136	10.980	62.93	09:34:03.000
3 -	1:54.563	5.407	65.99	09:35:57.563
4 -	1:56.578	7.422	64.85	09:37:54.141
5 -	1:50.786 (2)	1.630	68.24	09:39:44.927
6 -	1:53.327 (3)	4.171	66.71	09:41:38.254
7 -	2:05.325	16.169	60.32	09:43:43.579
8 -	1:49.156 (1)		69.26	09:45:32.735

P30 81 Nicholas TULLOH				
LAP	LAP TIME	DIFF	MPH	TIME OF DAY
1 -				09:32:24.488
2 -	2:00.984	11.805	62.49	09:34:25.472
3 -	1:55.665	6.486	65.36	09:36:21.137
4 -	1:50.267 (3)	1.088	68.56	09:38:11.404
5 -	1:50.158 (2)	0.979	68.63	09:40:01.562
6 -	1:49.179 (1)		69.24	09:41:50.741
7 -	1:56.162	6.983	65.08	09:43:46.903
8 -	1:56.200	7.021	65.06	09:45:43.103

ZAMP Helmets Formula Vee Championship

QUALIFYING - RACES 1 & 8 - STATISTICS

Competitors Started 31
Planned Start 2024-04-20 @ 09:30:00.000
Actual Start 2024-04-20 @ 09:29:39.679
Finish Time 2024-04-20 @ 09:43:52.486
Track Length 2.1001mi.
Total Laps 245
Total Distance Covered 514.5422mi.

Session Fastest Lap History

NO	CL	NAME	LAP TIME	TIME OF DAY	LAP	VEHICLE
99		Craig BELL	1:36.692	09:33:03.171	2	AHS Dominator VD
99		Craig BELL	1:35.737	09:34:38.908	3	AHS Dominator VD
99		Craig BELL	1:35.317	09:36:14.226	4	AHS Dominator VD
33		Matt HARBOT	1:34.597	09:37:55.038	5	AHS Dominator
99		Craig BELL	1:34.174	09:40:59.507	7	AHS Dominator VD
33		Matt HARBOT	1:33.987	09:42:39.891	8	AHS Dominator

Flag History

TYPE	TIME OF DAY
GREEN	09:29:39.679
FINISH	09:43:52.486

Flag Statistics

TYPE	COUNT	TOTAL LAPS	TOTAL TIME
Green	1	9	16:21.905
Red	0	0	0.000
Safety Car	0	0	0.000
FCY	0	0	0.000

ZAMP Helmets Formula Vee Championship

QUALIFYING - RACES 1 & 8 - STATISTICS

CLASS :

22 Starters

Fastest Lap History

NO	NAME	LAP TIME	TIME OF DAY	LAP	VEHICLE
99	Craig BELL	1:36.692	09:33:03.171	2	AHS Dominator VD
99	Craig BELL	1:35.737	09:34:38.908	3	AHS Dominator VD
99	Craig BELL	1:35.317	09:36:14.226	4	AHS Dominator VD
33	Matt HARBOT	1:34.597	09:37:55.038	5	AHS Dominator
99	Craig BELL	1:34.174	09:40:59.507	7	AHS Dominator VD
33	Matt HARBOT	1:33.987	09:42:39.891	8	AHS Dominator

ZAMP Helmets Formula Vee Championship

QUALIFYING - RACES 1 & 8 - STATISTICS


CLASS : B

9 Starters

Fastest Lap History

NO	NAME	LAP TIME	TIME OF DAY	LAP	VEHICLE
42	James HUCKLE	1:43.240	09:33:43.193	2	Sheane Mk1
42	James HUCKLE	1:41.875	09:35:25.068	3	Sheane Mk1
42	James HUCKLE	1:40.301	09:37:05.369	4	Sheane Mk1
32	Simon FOLEY	1:38.692	09:37:10.490	4	Maverick Mk2
32	Simon FOLEY	1:37.603	09:38:48.084	5	Maverick Mk2
12	Bill GARNER	1:36.586	09:40:31.998	6	Maverick KE01

ZAMP Helmets Formula Vee Championship
RACE 1 - GRID (15 minutes)

ROW 16	31	9 Andy GOMERSALL	30	81 1:49.179 Nicholas TULLOH
ROW 15	29	14 1:49.156 David HUCKLE	28	95 1:48.291 Oliver MITCHELL
ROW 14	27	59 1:46.644 Chris WILSHER	26	7 1:43.208 Richard WALSH
ROW 13	25	13 1:43.015 Rachel SWAIN	24	28 1:41.831 Sam ENGINEER
ROW 12	23	64 1:41.492 Sam WALBANK	22	44 1:41.033 Dan POLLEY
ROW 11	21	77 1:40.681 Stephen BAILEY	20	4 1:40.050 Tim PROBERT
ROW 10	19	23 1:39.522 Lucas BSCHER	18	47 1:39.214 Matt TOPHAM
ROW 9	17	42 1:38.768 James HUCKLE	16	36 1:38.250 Bradley TARLTON
ROW 8	15	93 1:37.993 Leon FROST	14	24 1:37.934 Rik LANYI
ROW 7	13	90 1:37.758 Thor TULLOH	12	32 1:37.603 Simon FOLEY
ROW 6	11	66 1:37.457 Phil WATERHOUSE	10	50 1:37.351 Louis SCHOLES
ROW 5	9	88 1:37.324 Francis TWYMAN	8	25 1:36.644 Daniel LANYI
ROW 4	7	12 1:36.586 Bill GARNER	6	72 1:36.296 Colin GREGORY
ROW 3	5	3 1:36.254 Vaughn JONES	4	16 1:35.633 James MADDEN
ROW 2	3	11 1:35.362 Ben CRESSEY	2	99 1:34.174 Craig BELL
ROW 1	1	33 1:33.987 Matt HARBOT		
Pole				
				

Comments:

* No. 9 - permitted to start from the back of the grid pending CoC decision

These results are provisional until the conclusion of any judicial and technical matters.

Craft: 2.1001 miles

Clerk Of Course: Lynne Spurr

Stewards:

Timekeeper: Stewart Burr



ZAMP Helmets Formula Vee Championship

RACE 1 - CLASSIFICATION

Race Distance: 9 Laps / 18.90 miles

POS	NO	CL	PIC	NAME	ENTRY	LAPS	TIME	GAP	DIFF	MPH	BEST	ON	GRD	↑↓
1	99		1	Craig BELL	AHS Dominator VD	9	14:12.556			79.81	1:33.086	5	2	1
2	33		2	Matt HARBOT	AHS Dominator	9	14:16.922	4.366	4.366	79.40	1:33.395	5	1	-1
3	11		3	Ben CRESSEY	Storm Vee	9	14:28.888	16.332	11.966	78.31	1:34.627	2	3	0
4	12	B	1	Bill GARNER	Maverick KE01	9	14:38.892	26.336	10.004	77.42	1:34.837	8	7	3
5	3		4	Vaughn JONES	Storm Vee	9	14:38.905	26.349	0.013	77.42	1:35.127	5	5	0
6	32	B	2	Simon FOLEY	Maverick Mk2	9	14:41.116	28.560	2.211	77.22	1:35.141	7	12	6
7	72		5	Colin GREGORY	Sheane GSG Racing	9	14:42.280	29.724	1.164	77.12	1:36.187	3	6	-1
8	25		6	Daniel LANYI	AHS Dominator	9	14:42.476	29.920	0.196	77.10	1:36.023	4	8	0
9	88		7	Francis TWYMAN	Storm SF1	9	14:44.671	32.115	2.195	76.91	1:35.974	7	9	0
10	90		8	Thor TULLOH	GAC Vee	9	14:48.198	35.642	3.527	76.61	1:36.592	7	13	3
11	50		9	Louis SCHOLLES	AHS Dominator Mk2	9	14:53.344	40.788	5.146	76.16	1:36.538	7	10	-1
12	47		10	Matt TOPHAM	GAC SWB	9	14:57.865	45.309	4.521	75.78	1:37.265	7	18	6
13	93		11	Leon FROST	GAC Vee	9	14:58.295	45.739	0.430	75.74	1:36.353	7	15	2
14	42	B	3	James HUCKLE	Sheane Mk1	9	14:59.313	46.757	1.018	75.66	1:36.654	7	17	3
15	44		12	Dan POLLEY	Sheane Vee	9	15:09.978	57.422	10.665	74.77	1:36.502	6	22	7
16	66	B	4	Phil WATERHOUSE	Filari Tasso	9	15:11.755	59.199	1.777	74.63	1:37.665	3	11	-5
17	77		13	Stephen BAILEY	WEV Vee	9	15:19.454	1:06.898	7.699	74.00	1:39.943	7	21	4
18	24		14	Rik LANYI	AHS Dominator Mk2	9	15:23.168	1:10.612	3.714	73.70	1:38.455	8	14	-4
19	23		15	Lucas BSCHER	AHS Dominator	9	15:25.486	1:12.930	2.318	73.52	1:40.130	6	19	0
20	64		16	Sam WALBANK	Storm Vee	9	15:29.473	1:16.917	3.987	73.20	1:39.249	7	23	3
21	7		17	Richard WALSH	GAC CRL-03B	9	15:43.913	1:31.357	14.440	72.08	1:41.261	3	26	5
22	59		18	Chris WILSHER	Storm W7	8	14:21.763	1 Lap	1 Lap	70.18	1:44.282	3	27	5
23	95	B	5	Oliver MITCHELL	Leystone Vee	8	14:30.972	1 Lap	9.209	69.44	1:43.778	6	28	5
24	14	B	6	David HUCKLE	Sheane Mk1	8	14:34.882	1 Lap	3.910	69.13	1:46.146	4	29	5
25	81	B	7	Nicholas TULLOH	AHS Challenger	8	14:53.973	1 Lap	19.091	67.65	1:46.613	4	30	5

NOT CLASSIFIED

DNF	36			Bradley TARLTON	GAC Vee	7	11:55.512	2 Laps	1 Lap	73.96	1:38.165	7	16	
DNF	4			Tim PROBERT	Storm Bowles	6	10:19.731	3 Laps	1 Lap	73.19	1:39.701	3	20	
DNF	16			James MADDEN	GAC Vee	4	6:30.386	5 Laps	2 Laps	77.46	1:34.788	2	4	
DNF	28			Sam ENGINEER	Storm SE2	0							24	

NOT STARTED

NS	13	B		Rachel SWAIN	GAC Vee									25
NS	9	B		Andy GOMERSALL	Spyder Vee									31

FASTEST LAP

99				Craig BELL	AHS Dominator VD	5	1:33.086			81.22 mph				130.71 kph
12	B			Bill GARNER	Maverick KE01	8	1:34.837			79.72 mph				128.30 kph

Weather / Track : Sunny / Dry

Date: 20/04/2024 Start: 12:24 Finish: 12:38

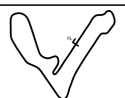
These results are provisional until the conclusion of any judicial and technical matters.

Craft: 2.1001 miles

Clerk Of Course: Lynne Spurr

Stewards:

Timekeeper: Stewart Burr



ZAMP Helmets Formula Vee Championship

RACE 1 - LAP ANALYSIS

DIFF = Difference To Personal Best Lap

P1 99 Craig BELL				
LAP	LAP TIME	DIFF	MPH	TIME OF DAY
1 -	1:39.884	6.798	75.69	12:26:23.342
2 -	1:33.529	0.443	80.83	12:27:56.871
3 -	1:33.255 (2)	0.169	81.07	12:29:30.126
4 -	1:33.303 (3)	0.217	81.03	12:31:03.429
5 -	1:33.086 (1)		81.22	12:32:36.515
6 -	1:34.275	1.189	80.19	12:34:10.790
7 -	1:33.532	0.446	80.83	12:35:44.322
8 -	1:37.097	4.011	77.86	12:37:21.419
9 -	1:34.595	1.509	79.92	12:38:56.014

P2 33 Matt HARBOT				
LAP	LAP TIME	DIFF	MPH	TIME OF DAY
1 -	1:40.211	6.816	75.44	12:26:23.669
2 -	1:33.722	0.327	80.67	12:27:57.391
3 -	1:33.590 (3)	0.195	80.78	12:29:30.981
4 -	1:33.533 (2)	0.138	80.83	12:31:04.514
5 -	1:33.395 (1)		80.95	12:32:37.909
6 -	1:34.902	1.507	79.66	12:34:12.811
7 -	1:33.923	0.528	80.49	12:35:46.734
8 -	1:38.857	5.462	76.48	12:37:25.591
9 -	1:34.789	1.394	79.76	12:39:00.380

P3 11 Ben CRESSEY				
LAP	LAP TIME	DIFF	MPH	TIME OF DAY
1 -	1:41.223	6.596	74.69	12:26:24.681
2 -	1:34.627 (1)		79.89	12:27:59.308
3 -	1:34.817 (2)	0.190	79.73	12:29:34.125
4 -	1:36.618	1.991	78.25	12:31:10.743
5 -	1:35.505 (3)	0.878	79.16	12:32:46.248
6 -	1:36.244	1.617	78.55	12:34:22.492
7 -	1:35.686	1.059	79.01	12:35:58.178
8 -	1:36.866	2.239	78.05	12:37:35.044
9 -	1:37.302	2.675	77.70	12:39:12.346

P4 12 Bill GARNER				
LAP	LAP TIME	DIFF	MPH	TIME OF DAY
1 -	1:44.980	10.143	72.01	12:26:28.438
2 -	1:37.883	3.046	77.24	12:28:06.321
3 -	1:36.179	1.342	78.60	12:29:42.500
4 -	1:37.063	2.226	77.89	12:31:19.563
5 -	1:35.233 (2)	0.396	79.39	12:32:54.796
6 -	1:36.087	1.250	78.68	12:34:30.883
7 -	1:35.746 (3)	0.909	78.96	12:36:06.629
8 -	1:34.837 (1)		79.72	12:37:41.466
9 -	1:40.884	6.047	74.94	12:39:22.350

P5 3 Vaughn JONES				
LAP	LAP TIME	DIFF	MPH	TIME OF DAY
1 -	1:45.621	10.494	71.58	12:26:29.079
2 -	1:37.951	2.824	77.18	12:28:07.030
3 -	1:35.806	0.679	78.91	12:29:42.836
4 -	1:36.448	1.321	78.39	12:31:19.284
5 -	1:35.127 (1)		79.47	12:32:54.411
6 -	1:36.604	1.477	78.26	12:34:31.015
7 -	1:35.388 (3)	0.261	79.26	12:36:06.403
8 -	1:35.264 (2)	0.137	79.36	12:37:41.667
9 -	1:40.696	5.569	75.08	12:39:22.363

DIFF = Difference To Personal Best Lap

P6 32 Simon FOLEY				
LAP	LAP TIME	DIFF	MPH	TIME OF DAY
1 -	1:48.794	13.653	69.49	12:26:32.252
2 -	1:37.460	2.319	77.57	12:28:09.712
3 -	1:36.430 (3)	1.289	78.40	12:29:46.142
4 -	1:35.642 (2)	0.501	79.05	12:31:21.784
5 -	1:37.077	1.936	77.88	12:32:58.861
6 -	1:36.680	1.539	78.20	12:34:35.541
7 -	1:35.141 (1)		79.46	12:36:10.682
8 -	1:36.733	1.592	78.15	12:37:47.415
9 -	1:37.159	2.018	77.81	12:39:24.574

P7 72 Colin GREGORY				
LAP	LAP TIME	DIFF	MPH	TIME OF DAY
1 -	1:46.155	9.968	71.22	12:26:29.613
2 -	1:37.990	1.803	77.15	12:28:07.603
3 -	1:36.187 (1)		78.60	12:29:43.790
4 -	1:36.669	0.482	78.21	12:31:20.459
5 -	1:36.230 (2)	0.043	78.56	12:32:56.689
6 -	1:37.201	1.014	77.78	12:34:33.890
7 -	1:36.656 (3)	0.469	78.22	12:36:10.546
8 -	1:36.735	0.548	78.15	12:37:47.281
9 -	1:38.457	2.270	76.79	12:39:25.738

P8 25 Daniel LANYI				
LAP	LAP TIME	DIFF	MPH	TIME OF DAY
1 -	1:47.345	11.322	70.43	12:26:30.803
2 -	1:37.339	1.316	77.67	12:28:08.142
3 -	1:37.115	1.092	77.85	12:29:45.257
4 -	1:36.023 (1)		78.73	12:31:21.280
5 -	1:36.180 (2)	0.157	78.60	12:32:57.460
6 -	1:37.384	1.361	77.63	12:34:34.844
7 -	1:36.564	0.541	78.29	12:36:11.408
8 -	1:36.310 (3)	0.287	78.50	12:37:47.718
9 -	1:38.216	2.193	76.97	12:39:25.934

P9 88 Francis TWYMAN				
LAP	LAP TIME	DIFF	MPH	TIME OF DAY
1 -	1:48.540	12.566	69.65	12:26:31.998
2 -	1:39.465	3.491	76.01	12:28:11.463
3 -	1:36.100 (2)	0.126	78.67	12:29:47.563
4 -	1:36.723	0.749	78.16	12:31:24.286
5 -	1:36.623	0.649	78.24	12:33:00.909
6 -	1:37.257	1.283	77.73	12:34:38.166
7 -	1:35.974 (1)		78.77	12:36:14.140
8 -	1:36.312 (3)	0.338	78.50	12:37:50.452
9 -	1:37.677	1.703	77.40	12:39:28.129

P10 90 Thor TULLOH				
LAP	LAP TIME	DIFF	MPH	TIME OF DAY
1 -	1:49.263	12.671	69.19	12:26:32.721
2 -	1:38.915	2.323	76.43	12:28:11.636
3 -	1:37.246	0.654	77.74	12:29:48.882
4 -	1:37.287	0.695	77.71	12:31:26.169
5 -	1:36.820 (2)	0.228	78.08	12:33:02.989
6 -	1:37.183	0.591	77.79	12:34:40.172
7 -	1:36.592 (1)		78.27	12:36:16.764
8 -	1:37.159 (3)	0.567	77.81	12:37:53.923
9 -	1:37.733	1.141	77.35	12:39:31.656

ZAMP Helmets Formula Vee Championship

RACE 1 - LAP ANALYSIS

DIFF = Difference To Personal Best Lap

P11 50 Louis SCHOLES				
LAP	LAP TIME	DIFF	MPH	TIME OF DAY
1 -	1:48.590	12.052	69.62	12:26:32.048
2 -	1:39.602	3.064	75.90	12:28:11.650
3 -	1:38.593	2.055	76.68	12:29:50.243
4 -	1:36.558 (2)	0.020	78.30	12:31:26.801
5 -	1:37.755	1.217	77.34	12:33:04.556
6 -	1:37.265 (3)	0.727	77.73	12:34:41.821
7 -	1:36.538 (1)		78.31	12:36:18.359
8 -	1:38.518	1.980	76.74	12:37:56.877
9 -	1:39.925	3.387	75.66	12:39:36.802

P12 47 Matt TOPHAM				
LAP	LAP TIME	DIFF	MPH	TIME OF DAY
1 -	1:50.544	13.279	68.39	12:26:34.002
2 -	1:39.844	2.579	75.72	12:28:13.846
3 -	1:38.362	1.097	76.86	12:29:52.208
4 -	1:37.968 (3)	0.703	77.17	12:31:30.176
5 -	1:39.204	1.939	76.21	12:33:09.380
6 -	1:38.481	1.216	76.77	12:34:47.861
7 -	1:37.265 (1)		77.73	12:36:25.126
8 -	1:37.711 (2)	0.446	77.37	12:38:02.837
9 -	1:38.486	1.221	76.76	12:39:41.323

P13 93 Leon FROST				
LAP	LAP TIME	DIFF	MPH	TIME OF DAY
1 -	1:52.604	16.251	67.14	12:26:36.062
2 -	1:41.831	5.478	74.24	12:28:17.893
3 -	1:38.436	2.083	76.80	12:29:56.329
4 -	1:38.166	1.813	77.01	12:31:34.495
5 -	1:36.875 (2)	0.522	78.04	12:33:11.370
6 -	1:38.733	2.380	76.57	12:34:50.103
7 -	1:36.353 (1)		78.46	12:36:26.456
8 -	1:37.443 (3)	1.090	77.59	12:38:03.899
9 -	1:37.854	1.501	77.26	12:39:41.753

P14 42 James HUCKLE				
LAP	LAP TIME	DIFF	MPH	TIME OF DAY
1 -	1:52.553	15.899	67.17	12:26:36.011
2 -	1:40.784	4.130	75.01	12:28:16.795
3 -	1:38.534	1.880	76.73	12:29:55.329
4 -	1:40.688	4.034	75.08	12:31:36.017
5 -	1:37.561	0.907	77.49	12:33:13.578
6 -	1:37.548 (3)	0.894	77.50	12:34:51.126
7 -	1:36.654 (1)		78.22	12:36:27.780
8 -	1:37.113 (2)	0.459	77.85	12:38:04.893
9 -	1:37.878	1.224	77.24	12:39:42.771

P15 44 Dan POLLEY				
LAP	LAP TIME	DIFF	MPH	TIME OF DAY
1 -	1:53.011	16.509	66.90	12:26:36.469
2 -	1:40.804	4.302	75.00	12:28:17.273
3 -	1:38.191	1.689	76.99	12:29:55.464
4 -	1:38.176	1.674	77.01	12:31:33.640
5 -	1:36.825 (3)	0.323	78.08	12:33:10.465
6 -	1:36.502 (1)		78.34	12:34:46.967
7 -	1:36.562 (2)	0.060	78.29	12:36:23.529
8 -	1:51.593	15.091	67.75	12:38:15.122
9 -	1:38.314	1.812	76.90	12:39:53.436

DIFF = Difference To Personal Best Lap

P16 66 Phil WATERHOUSE				
LAP	LAP TIME	DIFF	MPH	TIME OF DAY
1 -	1:50.344	12.679	68.51	12:26:33.802
2 -	1:40.757	3.092	75.03	12:28:14.559
3 -	1:37.665 (1)		77.41	12:29:52.224
4 -	1:41.678	4.013	74.35	12:31:33.902
5 -	1:48.183	10.518	69.88	12:33:22.085
6 -	1:38.347	0.682	76.87	12:35:00.432
7 -	1:38.055 (2)	0.390	77.10	12:36:38.487
8 -	1:38.180 (3)	0.515	77.00	12:38:16.667
9 -	1:38.546	0.881	76.72	12:39:55.213

P17 77 Stephen BAILEY				
LAP	LAP TIME	DIFF	MPH	TIME OF DAY
1 -	1:51.335	11.392	67.90	12:26:34.793
2 -	1:41.004	1.061	74.85	12:28:15.797
3 -	1:40.124 (3)	0.181	75.51	12:29:55.921
4 -	1:41.619	1.676	74.40	12:31:37.540
5 -	1:41.517	1.574	74.47	12:33:19.057
6 -	1:40.106 (2)	0.163	75.52	12:34:59.163
7 -	1:39.943 (1)		75.64	12:36:39.106
8 -	1:43.646	3.703	72.94	12:38:22.752
9 -	1:40.160	0.217	75.48	12:40:02.912

P18 24 Rik LANYI				
LAP	LAP TIME	DIFF	MPH	TIME OF DAY
1 -	1:50.072	11.617	68.68	12:26:33.530
2 -	1:39.530	1.075	75.96	12:28:13.060
3 -	1:39.165	0.710	76.24	12:29:52.225
4 -	1:57.066	18.611	64.58	12:31:49.291
5 -	1:41.365	2.910	74.58	12:33:30.656
6 -	1:39.819	1.364	75.74	12:35:10.475
7 -	1:38.556 (2)	0.101	76.71	12:36:49.031
8 -	1:38.455 (1)		76.79	12:38:27.486
9 -	1:39.140 (3)	0.685	76.26	12:40:06.626

P19 23 Lucas BSCHER				
LAP	LAP TIME	DIFF	MPH	TIME OF DAY
1 -	1:51.990	11.860	67.51	12:26:35.448
2 -	1:41.557	1.427	74.44	12:28:17.005
3 -	1:40.620 (2)	0.490	75.14	12:29:57.625
4 -	1:40.851	0.721	74.96	12:31:38.476
5 -	1:41.071	0.941	74.80	12:33:19.547
6 -	1:40.130 (1)		75.50	12:34:59.677
7 -	1:40.655 (3)	0.525	75.11	12:36:40.332
8 -	1:42.783	2.653	73.55	12:38:23.115
9 -	1:45.829	5.699	71.44	12:40:08.944

P20 64 Sam WALBANK				
LAP	LAP TIME	DIFF	MPH	TIME OF DAY
1 -	1:55.893	16.644	65.23	12:26:39.351
2 -	1:40.666	1.417	75.10	12:28:20.017
3 -	1:39.824 (2)	0.575	75.73	12:29:59.841
4 -	1:40.749	1.500	75.04	12:31:40.590
5 -	1:41.540	2.291	74.45	12:33:22.130
6 -	1:40.312 (3)	1.063	75.37	12:35:02.442
7 -	1:39.249 (1)		76.17	12:36:41.691
8 -	1:42.230	2.981	73.95	12:38:23.921
9 -	1:49.010	9.761	69.35	12:40:12.931

ZAMP Helmets Formula Vee Championship

RACE 1 - LAP ANALYSIS

DIFF = Difference To Personal Best Lap

P21 7 Richard WALSH				
LAP	LAP TIME	DIFF	MPH	TIME OF DAY
1 -	1:57.798	16.537	64.18	12:26:41.256
2 -	1:42.641	1.380	73.66	12:28:23.897
3 -	1:41.261 (1)		74.66	12:30:05.158
4 -	1:42.883	1.622	73.48	12:31:48.041
5 -	1:42.341 (3)	1.080	73.87	12:33:30.382
6 -	1:41.271 (2)	0.010	74.65	12:35:11.653
7 -	1:45.396	4.135	71.73	12:36:57.049
8 -	1:47.161	5.900	70.55	12:38:44.210
9 -	1:43.161	1.900	73.28	12:40:27.371

P22 59 Chris WILSHER				
LAP	LAP TIME	DIFF	MPH	TIME OF DAY
1 -	1:59.073	14.791	63.49	12:26:42.531
2 -	1:45.017 (2)	0.735	71.99	12:28:27.548
3 -	1:44.282 (1)		72.50	12:30:11.830
4 -	1:45.505 (3)	1.223	71.66	12:31:57.335
5 -	1:46.434	2.152	71.03	12:33:43.769
6 -	1:46.635	2.353	70.90	12:35:30.404
7 -	1:47.068	2.786	70.61	12:37:17.472
8 -	1:47.749	3.467	70.16	12:39:05.221

P23 95 Oliver MITCHELL				
LAP	LAP TIME	DIFF	MPH	TIME OF DAY
1 -	2:03.093	19.315	61.42	12:26:46.551
2 -	1:56.859	13.081	64.69	12:28:43.410
3 -	1:43.886 (3)	0.108	72.77	12:30:27.296
4 -	1:43.861 (2)	0.083	72.79	12:32:11.157
5 -	1:46.397	2.619	71.06	12:33:57.554
6 -	1:43.778 (1)		72.85	12:35:41.332
7 -	1:46.815	3.037	70.78	12:37:28.147
8 -	1:46.283	2.505	71.13	12:39:14.430

P24 14 David HUCKLE				
LAP	LAP TIME	DIFF	MPH	TIME OF DAY
1 -	2:01.202	15.056	62.38	12:26:44.660
2 -	1:48.931	2.785	69.40	12:28:33.591
3 -	1:48.048	1.902	69.97	12:30:21.639
4 -	1:46.146 (1)		71.22	12:32:07.785
5 -	1:47.555 (3)	1.409	70.29	12:33:55.340
6 -	1:47.861	1.715	70.09	12:35:43.201
7 -	1:48.286	2.140	69.82	12:37:31.487
8 -	1:46.853 (2)	0.707	70.75	12:39:18.340

P25 81 Nicholas TULLOH				
LAP	LAP TIME	DIFF	MPH	TIME OF DAY
1 -	2:03.741	17.128	61.10	12:26:47.199
2 -	1:48.290 (3)	1.677	69.81	12:28:35.489
3 -	1:47.419 (2)	0.806	70.38	12:30:22.908
4 -	1:46.613 (1)		70.91	12:32:09.521
5 -	1:48.310	1.697	69.80	12:33:57.831
6 -	1:48.500	1.887	69.68	12:35:46.331
7 -	1:52.195	5.582	67.38	12:37:38.526
8 -	1:58.905	12.292	63.58	12:39:37.431

P26 36 Bradley TARLTON				
LAP	LAP TIME	DIFF	MPH	TIME OF DAY
1 -	1:54.144	15.979	66.23	12:26:37.602
2 -	1:40.714	2.549	75.07	12:28:18.316

DIFF = Difference To Personal Best Lap

3 -	1:38.614 (2)	0.449	76.66	12:29:56.930
4 -	1:40.066 (3)	1.901	75.55	12:31:36.996
5 -	1:43.266	5.101	73.21	12:33:20.262
6 -	1:40.543	2.378	75.19	12:35:00.805
7 -	1:38.165 (1)		77.01	12:36:38.970

P27 4 Tim PROBERT				
LAP	LAP TIME	DIFF	MPH	TIME OF DAY
1 -	1:53.888	14.187	66.38	12:26:37.346
2 -	1:41.639	1.938	74.38	12:28:18.985
3 -	1:39.701 (1)		75.83	12:29:58.686
4 -	1:41.062 (2)	1.361	74.81	12:31:39.748
5 -	1:42.066	2.365	74.07	12:33:21.814
6 -	1:41.375 (3)	1.674	74.58	12:35:03.189

P28 16 James MADDEN				
LAP	LAP TIME	DIFF	MPH	TIME OF DAY
1 -	1:41.847	7.059	74.23	12:26:25.305
2 -	1:34.788 (1)		79.76	12:28:00.093
3 -	1:36.686 (2)	1.898	78.19	12:29:36.779
4 -	1:37.065 (3)	2.277	77.89	12:31:13.844

ZAMP Helmets Formula Vee Championship

RACE 1 - LAP CHART

LAP 1 @ 12:26:23.342			LAP 2 @ 12:27:56.871			LAP 3 @ 12:29:30.126			LAP 4 @ 12:31:03.429			LAP 5 @ 12:32:36.515		
NO	BEHIND	LAP TIME	NO	BEHIND	LAP TIME	NO	BEHIND	LAP TIME	NO	BEHIND	LAP TIME	NO	BEHIND	LAP TIME
99		1:39.884	99		1:33.529	99		1:33.255	99		1:33.303	99		1:33.086
33	0.327	1:40.211	33	0.520	1:33.722	33	0.855	1:33.590	33	1.085	1:33.533	33	1.394	1:33.395
11	1.339	1:41.223	11	2.437	1:34.627	11	3.999	1:34.817	11	7.314	1:36.618	11	9.733	1:35.505
16	1.963	1:41.847	16	3.222	1:34.788	16	6.653	1:36.686	16	10.415	1:37.065	3	17.896	1:35.127
12	5.096	1:44.980	12	9.450	1:37.883	12	12.374	1:36.179	3	15.855	1:36.448	12	18.281	1:35.233
3	5.737	1:45.621	3	10.159	1:37.951	3	12.710	1:35.806	12	16.134	1:37.063	72	20.174	1:36.230
72	6.271	1:46.155	72	10.732	1:37.990	72	13.664	1:36.187	72	17.030	1:36.669	25	20.945	1:36.180
25	7.461	1:47.345	25	11.271	1:37.339	25	15.131	1:37.115	25	17.851	1:36.023	32	22.346	1:37.077
88	8.656	1:48.540	32	12.841	1:37.460	32	16.016	1:36.430	32	18.355	1:35.642	88	24.394	1:36.623
50	8.706	1:48.590	88	14.592	1:39.465	88	17.437	1:36.100	88	20.857	1:36.723	90	26.474	1:36.820
32	8.910	1:48.794	90	14.765	1:38.915	90	18.756	1:37.246	90	22.740	1:37.287	50	28.041	1:37.755
90	9.379	1:49.263	50	14.779	1:39.602	50	20.117	1:38.593	50	23.372	1:36.558	47	32.865	1:39.204
24	10.188	1:50.072	24	16.189	1:39.530	47	22.082	1:38.362	47	26.747	1:37.968	44	33.950	1:36.825
66	10.460	1:50.344	47	16.975	1:39.844	66	22.098	1:37.665	44	30.211	1:38.176	93	34.855	1:36.875
47	10.660	1:50.544	66	17.688	1:40.757	24	22.099	1:39.165	66	30.473	1:41.678	42	37.063	1:37.561
77	11.451	1:51.335	77	18.926	1:41.004	42	25.203	1:38.534	93	31.066	1:38.166	77	42.542	1:41.517
23	12.106	1:51.990	42	19.924	1:40.784	44	25.338	1:38.191	42	32.588	1:40.688	23	43.032	1:41.071
42	12.669	1:52.553	23	20.134	1:41.557	77	25.795	1:40.124	36	33.567	1:40.066	36	43.747	1:43.266
93	12.720	1:52.604	44	20.402	1:40.804	93	26.203	1:38.436	77	34.111	1:41.619	4	45.299	1:42.066
44	13.127	1:53.011	93	21.022	1:41.831	36	26.804	1:38.614	23	35.047	1:40.851	66	45.570	1:48.183
4	14.004	1:53.888	36	21.445	1:40.714	23	27.499	1:40.620	4	36.319	1:41.062	64	45.615	1:41.540
36	14.260	1:54.144	4	22.114	1:41.639	4	28.560	1:39.701	64	37.161	1:40.749	7	53.867	1:42.341
64	16.009	1:55.893	64	23.146	1:40.666	64	29.715	1:39.824	7	44.612	1:42.883	24	54.141	1:41.365
7	17.914	1:57.798	7	27.026	1:42.641	7	35.032	1:41.261	24	45.862	1:57.066	59	1:07.254	1:46.434
59	19.189	1:59.073	59	30.677	1:45.017	59	41.704	1:44.282	59	53.906	1:45.505	14	1:18.825	1:47.555
14	21.318	2:01.202	14	36.720	1:48.931	14	51.513	1:48.048	14	1:04.356	1:46.146	95	1:21.039	1:46.397
95	23.209	2:03.093	81	38.618	1:48.290	81	52.782	1:47.419	81	1:06.092	1:46.613	81	1:21.316	1:48.310
81	23.857	2:03.741	95	46.539	1:56.859	95	57.170	1:43.886	95	1:07.728	1:43.861			

ZAMP Helmets Formula Vee Championship

RACE 1 - LAP CHART

LAP 6 @ 12:34:10.790			LAP 7 @ 12:35:44.322			LAP 8 @ 12:37:21.419			LAP 9 @ 12:38:56.014		
NO	BEHIND	LAP TIME	NO	BEHIND	LAP TIME	NO	BEHIND	LAP TIME	NO	BEHIND	LAP TIME
99		1:34.275	99		1:33.532	99		1:37.097	99		1:34.595
33	2.021	1:34.902	81	1 Lap	1:48.500	33	4.172	1:38.857	33	4.366	1:34.789
11	11.702	1:36.244	33	2.412	1:33.923	95	1 Lap	1:46.815	59	1 Lap	1:47.749
12	20.093	1:36.087	11	13.856	1:35.686	14	1 Lap	1:48.286	11	16.332	1:37.302
3	20.225	1:36.604	3	22.081	1:35.388	11	13.625	1:36.866	95	1 Lap	1:46.283
72	23.100	1:37.201	12	22.307	1:35.746	81	1 Lap	1:52.195	14	1 Lap	1:46.853
25	24.054	1:37.384	72	26.224	1:36.656	12	20.047	1:34.837	12	26.336	1:40.884
32	24.751	1:36.680	32	26.360	1:35.141	3	20.248	1:35.264	3	26.349	1:40.696
88	27.376	1:37.257	25	27.086	1:36.564	72	25.862	1:36.735	32	28.560	1:37.159
90	29.382	1:37.183	88	29.818	1:35.974	32	25.996	1:36.733	72	29.724	1:38.457
50	31.031	1:37.265	90	32.442	1:36.592	25	26.299	1:36.310	25	29.920	1:38.216
44	36.177	1:36.502	50	34.037	1:36.538	88	29.033	1:36.312	88	32.115	1:37.677
47	37.071	1:38.481	44	39.207	1:36.562	90	32.504	1:37.159	90	35.642	1:37.733
93	39.313	1:38.733	47	40.804	1:37.265	50	35.458	1:38.518	50	40.788	1:39.925
42	40.336	1:37.548	93	42.134	1:36.353	47	41.418	1:37.711	81	1 Lap	1:58.905
77	48.373	1:40.106	42	43.458	1:36.654	93	42.480	1:37.443	47	45.309	1:38.486
23	48.887	1:40.130	66	54.165	1:38.055	42	43.474	1:37.113	93	45.739	1:37.854
66	49.642	1:38.347	36	54.648	1:38.165	44	53.703	1:51.593	42	46.757	1:37.878
36	50.015	1:40.543	77	54.784	1:39.943	66	55.248	1:38.180	44	57.422	1:38.314
64	51.652	1:40.312	23	56.010	1:40.655	77	1:01.333	1:43.646	66	59.199	1:38.546
4	52.399	1:41.375	64	57.369	1:39.249	23	1:01.696	1:42.783	77	1:06.898	1:40.160
24	59.685	1:39.819	24	1:04.709	1:38.556	64	1:02.502	1:42.230	24	1:10.612	1:39.140
7	1:00.863	1:41.271	7	1:12.727	1:45.396	24	1:06.067	1:38.455	23	1:12.930	1:45.829
59	1:19.614	1:46.635	59	1:33.150	1:47.068	7	1:22.791	1:47.161	64	1:16.917	1:49.010
95	1:30.542	1:43.778							7	1:31.357	1:43.161
14	1:32.411	1:47.861									

ZAMP Helmets Formula Vee Championship

RACE 1 - POSITION CHART

No	Name	Lap											
		Pos	1	2	3	4	5	6	7	8	9		
33	HARBOT	1	99	99	99	99	99	99	99	99	99	99	99
99	BELL	2	33	33	33	33	33	33	33	33	33	33	33
11	CRESSEY	3	11	11	11	11	11	11	11	11	11	11	11
16	MADDEN	4	16	16	16	16	3	12	3	12	12	12	12
3	JONES	5	12	12	12	3	12	3	12	3	3	3	3
72	GREGORY	6	3	3	3	12	72	72	72	72	72	32	32
12	GARNER	7	72	72	72	72	25	25	32	32	72	72	72
25	LANYI	8	25	25	25	25	32	32	25	25	25	25	25
88	TWYMAN	9	88	32	32	32	88	88	88	88	88	88	88
50	SCHOLES	10	50	88	88	88	90	90	90	90	90	90	90
66	WATERHOUSE	11	32	90	90	90	50	50	50	50	50	50	50
32	FOLEY	12	90	50	50	50	47	44	44	47	47	47	47
90	TULLOH	13	24	24	47	47	44	47	47	93	93	93	93
24	LANYI	14	66	47	66	44	93	93	93	42	42	42	42
93	FROST	15	47	66	24	66	42	42	42	44	44	44	44
36	TARLTON	16	77	77	42	93	77	77	66	66	66	66	66
42	HUCKLE	17	23	42	44	42	23	23	36	77	77	77	77
47	TOPHAM	18	42	23	77	36	36	66	77	23	24	24	24
23	BSCHER	19	93	44	93	77	4	36	23	64	23	23	23
4	PROBERT	20	44	93	36	23	66	64	64	24	64	64	64
77	BAILEY	21	4	36	23	4	64	4	24	7	7	7	7
44	POLLEY	22	36	4	4	64	7	24	7	59	59	59	59
64	WALBANK	23	64	64	64	7	24	7	59	95	95	95	95
28	ENGINEER	24	7	7	7	24	59	59	95	14	14	14	14
13	SWAIN	25	59	59	59	59	14	95	14	81	81	81	81
7	WALSH	26	14	14	14	14	95	14	81	81	81	81	81
59	WILSHER	27	95	81	81	81	81	81	81	81	81	81	81
95	MITCHELL	28	81	95	95	95	95	95	95	95	95	95	95
14	HUCKLE	29											
81	TULLOH	30											
9	GOMERSALL	31											

ZAMP Helmets Formula Vee Championship

RACE 1 - STATISTICS

Competitors Started 29
Planned Start 2024-04-20 @ 12:15:00.000
Actual Start 2024-04-20 @ 12:24:43.457
Finish Time 2024-04-20 @ 12:38:56.013
Track Length 2.1001mi.
Total Laps 238
Total Distance Covered 499.8410mi.

Session Fastest Lap History

NO	CL	NAME	LAP TIME	TIME OF DAY	LAP	VEHICLE
99		Craig BELL	1:39.884	12:26:23.354	1	AHS Dominator VD
99		Craig BELL	1:33.529	12:27:56.882	2	AHS Dominator VD
99		Craig BELL	1:33.255	12:29:30.136	3	AHS Dominator VD
99		Craig BELL	1:33.086	12:32:36.526	5	AHS Dominator VD

Session Leader History

NO	CL	NAME	FROM LAP	LAPS LED	DISTANCE	VEHICLE
99		Craig BELL	1	9	18.90 miles	AHS Dominator VD

Flag History

TYPE	TIME OF DAY
GREEN	12:24:43.457
FINISH	12:38:56.013

Flag Statistics

TYPE	COUNT	TOTAL LAPS	TOTAL TIME
Green	1	9	16:08.830
Red	0	0	0.000
Safety Car	0	0	0.000
FCY	0	0	0.000

ZAMP Helmets Formula Vee Championship

RACE 1 - STATISTICS

CLASS :

22 Starters

Fastest Lap History

NO	NAME	LAP TIME	TIME OF DAY	LAP	VEHICLE
99	Craig BELL	1:39.884	12:26:23.354	1	AHS Dominator VD
99	Craig BELL	1:33.529	12:27:56.882	2	AHS Dominator VD
99	Craig BELL	1:33.255	12:29:30.136	3	AHS Dominator VD
99	Craig BELL	1:33.086	12:32:36.526	5	AHS Dominator VD

Leader History

NO	NAME	FROM LAP	LAPS LED	DISTANCE	VEHICLE
99	Craig BELL	1	9	18.90 miles	AHS Dominator VD

ZAMP Helmets Formula Vee Championship

RACE 1 - STATISTICS

CLASS : B

7 Starters


Fastest Lap History

NO	NAME	LAP TIME	TIME OF DAY	LAP	VEHICLE
12	Bill GARNER	1:44.980	12:26:28.453	1	Maverick KE01
12	Bill GARNER	1:37.883	12:28:06.335	2	Maverick KE01
32	Simon FOLEY	1:37.460	12:28:09.729	2	Maverick Mk2
12	Bill GARNER	1:36.179	12:29:42.515	3	Maverick KE01
32	Simon FOLEY	1:35.642	12:31:21.801	4	Maverick Mk2
12	Bill GARNER	1:35.233	12:32:54.811	5	Maverick KE01
32	Simon FOLEY	1:35.141	12:36:10.701	7	Maverick Mk2
12	Bill GARNER	1:34.837	12:37:41.481	8	Maverick KE01

Leader History

NO	NAME	FROM LAP	LAPS LED	DISTANCE	VEHICLE
12	Bill GARNER	1	9	18.90 miles	Maverick KE01

ZAMP Helmets Formula Vee Championship
RACE 8 - GRID (15 minutes)

ROW 16	31	9 Andy GOMERSALL	30	14 1:50.786 David HUCKLE
ROW 15	29	81 1:50.158 Nicholas TULLOH	28	95 1:49.568 Oliver MITCHELL
ROW 14	27	59 1:48.975 Chris WILSHER	26	28 1:43.519 Sam ENGINEER
ROW 13	25	7 1:43.435 Richard WALSH	24	13 1:43.402 Rachel SWAIN
ROW 12	23	64 1:43.123 Sam WALBANK	22	44 1:42.718 Dan POLLEY
ROW 11	21	77 1:41.233 Stephen BAILEY	20	4 1:40.826 Tim PROBERT
ROW 10	19	23 1:40.157 Lucas BSCHER	18	47 1:39.420 Matt TOPHAM
ROW 9	17	42 1:39.280 James HUCKLE	16	36 1:39.214 Bradley TARLTON
ROW 8	15	24 1:38.914 Rik LANYI	14	32 1:38.692 Simon FOLEY
ROW 7	13	50 1:38.507 Louis SCHOLES	12	93 1:38.245 Leon FROST
ROW 6	11	90 1:38.086 Thor TULLOH	10	88 1:37.905 Francis TWYMAN
ROW 5	9	66 1:37.862 Phil WATERHOUSE	8	16 1:37.822 James MADDEN
ROW 4	7	25 1:37.727 Daniel LANYI	6	12 1:37.514 Bill GARNER
ROW 3	5	3 1:37.384 Vaughn JONES	4	72 1:36.850 Colin GREGORY
ROW 2	3	11 1:35.656 Ben CRESSEY	2	99 1:34.900 Craig BELL
ROW 1	1	33 1:34.597 Matt HARBOT		
Pole				
				

Comments:

* No. 9 - permitted to start from the back of the grid pending CoC decision

These results are provisional until the conclusion of any judicial and technical matters.

Craft: 2.1001 miles

Clerk Of Course: Lynne Spurr

Stewards:

Timekeeper: Stewart Burr



ZAMP Helmets Formula Vee Championship

RACE 8 - CLASSIFICATION

Race Distance: 7 Laps / 14.70 miles

POS	NO	CL	PIC	NAME	ENTRY	LAPS	TIME	GAP	DIFF	MPH	BEST	ON	GRD	↑↓
1	33		1	Matt HARBOT	AHS Dominator	7	15:08.890			58.22	1:35.369	6	1	0
2	11		2	Ben CRESSEY	Storm Vee	7	15:10.921	2.031	2.031	58.09	1:34.778	7	3	1
3	3		3	Vaughn JONES	Storm Vee	7	15:14.509	5.619	3.588	57.87	1:37.240	7	5	2
4	88		4	Francis TWYMAN	Storm SF1	7	15:16.884	7.994	2.375	57.72	1:37.519	7	10	6
5	72		5	Colin GREGORY	Sheane GSG Racing	7	15:17.854	8.964	0.970	57.66	1:37.736	7	4	-1
6	25		6	Daniel LANYI	AHS Dominator	7	15:20.440	11.550	2.586	57.49	1:37.096	7	7	1
7	66	B	1	Phil WATERHOUSE	Filari Tasso	7	15:20.477	11.587	0.037	57.49	1:38.297	7	9	2
8	44		7	Dan POLLEY	Sheane Vee	7	15:25.753	16.863	5.276	57.16	1:38.545	6	22	14
9	32	B	2	Simon FOLEY	Maverick Mk2	7	15:25.869	16.979	0.116	57.16	1:40.401	7	14	5
10	24		8	Rik LANYI	AHS Dominator Mk2	7	15:25.898	17.008	0.029	57.16	1:40.141	6	15	5
11	47		9	Matt TOPHAM	GAC SWB	7	15:26.132	17.242	0.234	57.14	1:39.103	6	18	7
12	42	B	3	James HUCKLE	Sheane Mk1	7	15:26.575	17.685	0.443	57.11	1:39.455	6	17	5
13	77		10	Stephen BAILEY	WEV Vee	7	15:32.125	23.235	5.550	56.77	1:40.096	6	21	8
14	23		11	Lucas BSCHER	AHS Dominator	7	15:32.515	23.625	0.390	56.75	1:41.050	7	19	5
15	36		12	Bradley TARLTON	GAC Vee	7	15:33.216	24.326	0.701	56.71	1:40.044	7	16	1
16	90		13	Thor TULLOH	GAC Vee	7	15:34.021	25.131	0.805	56.66	1:37.673	7	11	-5
17	50		14	Louis SCHOLLES	AHS Dominator Mk2	7	15:34.053	25.163	0.032	56.66	1:39.163	6	13	-4
18	8		15	Ross PRICE	GAC Vee	7	15:36.916	28.026	2.863	56.48	1:40.058	7	32	14
19	64		16	Sam WALBANK	Storm Vee	7	15:39.588	30.698	2.672	56.32	1:40.692	7	23	4
20	95	B	4	Oliver MITCHELL	Leystone Vee	7	15:58.261	49.371	18.673	55.22	1:46.668	7	28	8
21	14	B	5	David HUCKLE	Sheane Mk1	7	16:00.504	51.614	2.243	55.10	1:47.812	7	30	9
22	59		17	Chris WILSHER	Storm W7	7	16:02.806	53.916	2.302	54.96	1:49.812	7	27	5
23	81	B	6	Nicholas TULLOH	AHS Challenger	7	16:04.762	55.872	1.956	54.85	1:49.370	7	29	6
24	93		18	Leon FROST	GAC Vee	7	16:07.520	58.630	2.758	54.70	1:35.240	7	12	-12

NOT CLASSIFIED

DNF	13	B		Rachel SWAIN	GAC Vee	7	16:39.591	1:30.701	32.071	52.94	1:46.154	6	24	
DNF	4			Tim PROBERT	Storm Bowles	6	13:52.119	1 Lap	1 Lap	54.51	1:44.784	2	20	
DNF	12	B		Bill GARNER	Maverick KE01	3	6:46.105	4 Laps	3 Laps	55.85	1:43.845	2	6	
DNF	99			Craig BELL	AHS Dominator VD	0							2	

NOT STARTED

NS	16			James MADDEN	GAC Vee									8
NS	7			Richard WALSH	GAC CRL-03B									25
NS	28			Sam ENGINEER	Storm SE2									26
NS	9	B		Andy GOMERSALL	Spyder Vee									31

FASTEST LAP

11				Ben CRESSEY	Storm Vee	7	1:34.778			79.77 mph			128.38 kph	
66	B			Phil WATERHOUSE	Filari Tasso	7	1:38.297			76.91 mph			123.78 kph	

Comments:

*Race result declared on lap 7 reference Q12.28.5

*No. 8 - permitted to start from the back of the grid per CoC decision

Weather / Track : Bright / Dry

These results are provisional until the conclusion of any judicial and technical matters.

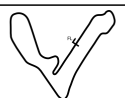
Date: 20/04/2024 Start: 17:16 Finish: 17:32

Croft: 2.1001 miles

Clerk Of Course: Lynne Spurr

Stewards:

Timekeeper: Stewart Burr



ZAMP Helmets Formula Vee Championship

RACE 8 - LAP ANALYSIS

DIFF = Difference To Personal Best Lap

P1 33 Matt HARBOT				
LAP	LAP TIME	DIFF	MPH	TIME OF DAY
1 -	1:40.293 (3)	4.924	75.38	17:18:32.005
2 -	1:44.266	8.897	72.51	17:20:16.271
3 -	3:17.329	1:41.960	38.31	17:23:33.600
4 -	2:21.304	45.935	53.50	17:25:54.904
5 -	2:54.681	1:19.312	43.28	17:28:49.585
6 -	1:35.369 (1)		79.27	17:30:24.954
7 -	1:35.648 (2)	0.279	79.04	17:32:00.602

P2 11 Ben CRESSEY				
LAP	LAP TIME	DIFF	MPH	TIME OF DAY
1 -	1:44.737	9.959	72.18	17:18:36.449
2 -	1:41.782 (3)	7.004	74.28	17:20:18.231
3 -	3:17.222	1:42.444	38.33	17:23:35.453
4 -	2:20.848	46.070	53.67	17:25:56.301
5 -	2:55.229	1:20.451	43.14	17:28:51.530
6 -	1:36.325 (2)	1.547	78.49	17:30:27.855
7 -	1:34.778 (1)		79.77	17:32:02.633

P3 3 Vaughn JONES				
LAP	LAP TIME	DIFF	MPH	TIME OF DAY
1 -	1:44.334	7.094	72.46	17:18:36.046
2 -	1:41.372 (3)	4.132	74.58	17:20:17.418
3 -	3:17.317	1:40.077	38.31	17:23:34.735
4 -	2:20.871	43.631	53.67	17:25:55.606
5 -	2:55.737	1:18.497	43.02	17:28:51.343
6 -	1:37.638 (2)	0.398	77.43	17:30:28.981
7 -	1:37.240 (1)		77.75	17:32:06.221

P4 88 Francis TWYMAN				
LAP	LAP TIME	DIFF	MPH	TIME OF DAY
1 -	1:45.784	8.265	71.47	17:18:37.496
2 -	1:43.729 (3)	6.210	72.88	17:20:21.225
3 -	3:17.478	1:39.959	38.28	17:23:38.703
4 -	2:19.325	41.806	54.26	17:25:58.028
5 -	2:54.824	1:17.305	43.24	17:28:52.852
6 -	1:38.225 (2)	0.706	76.97	17:30:31.077
7 -	1:37.519 (1)		77.52	17:32:08.596

P5 72 Colin GREGORY				
LAP	LAP TIME	DIFF	MPH	TIME OF DAY
1 -	1:45.211	7.475	71.86	17:18:36.923
2 -	1:41.803 (3)	4.067	74.26	17:20:18.726
3 -	3:17.902	1:40.166	38.20	17:23:36.628
4 -	2:20.672	42.936	53.74	17:25:57.300
5 -	2:55.137	1:17.401	43.16	17:28:52.437
6 -	1:39.393 (2)	1.657	76.06	17:30:31.830
7 -	1:37.736 (1)		77.35	17:32:09.566

P6 25 Daniel LANYI				
LAP	LAP TIME	DIFF	MPH	TIME OF DAY
1 -	1:49.574	12.478	69.00	17:18:41.286
2 -	1:42.265 (3)	5.169	73.93	17:20:23.551
3 -	3:16.719	1:39.623	38.43	17:23:40.270
4 -	2:19.628	42.532	54.14	17:25:59.898
5 -	2:55.973	1:18.877	42.96	17:28:55.871
6 -	1:39.185 (2)	2.089	76.22	17:30:35.056
7 -	1:37.096 (1)		77.86	17:32:12.152

DIFF = Difference To Personal Best Lap

P7 66 Phil WATERHOUSE				
LAP	LAP TIME	DIFF	MPH	TIME OF DAY
1 -	1:48.340	10.043	69.78	17:18:40.052
2 -	1:42.084 (3)	3.787	74.06	17:20:22.136
3 -	3:17.334	1:39.037	38.31	17:23:39.470
4 -	2:19.599	41.302	54.15	17:25:59.069
5 -	2:55.817	1:17.520	43.00	17:28:54.886
6 -	1:39.006 (2)	0.709	76.36	17:30:33.892
7 -	1:38.297 (1)		76.91	17:32:12.189

P8 44 Dan POLLEY				
LAP	LAP TIME	DIFF	MPH	TIME OF DAY
1 -	1:52.353	13.808	67.29	17:18:44.065
2 -	1:45.311 (3)	6.766	71.79	17:20:29.376
3 -	3:16.817	1:38.272	38.41	17:23:46.193
4 -	2:18.667	40.122	54.52	17:26:04.860
5 -	2:54.982	1:16.437	43.20	17:28:59.842
6 -	1:38.545 (1)		76.72	17:30:38.387
7 -	1:39.078 (2)	0.533	76.30	17:32:17.465

P9 32 Simon FOLEY				
LAP	LAP TIME	DIFF	MPH	TIME OF DAY
1 -	1:49.361	8.960	69.13	17:18:41.073
2 -	1:43.684 (3)	3.283	72.91	17:20:24.757
3 -	3:16.212	1:35.811	38.53	17:23:40.969
4 -	2:19.570	39.169	54.17	17:26:00.539
5 -	2:55.663	1:15.262	43.04	17:28:56.202
6 -	1:40.978 (2)	0.577	74.87	17:30:37.180
7 -	1:40.401 (1)		75.30	17:32:17.581

P10 24 Rik LANYI				
LAP	LAP TIME	DIFF	MPH	TIME OF DAY
1 -	1:50.898	10.757	68.17	17:18:42.610
2 -	1:42.983 (3)	2.842	73.41	17:20:25.593
3 -	3:16.203	1:36.062	38.53	17:23:41.796
4 -	2:19.439	39.298	54.22	17:26:01.235
5 -	2:55.770	1:15.629	43.01	17:28:57.005
6 -	1:40.141 (1)		75.49	17:30:37.146
7 -	1:40.464 (2)	0.323	75.25	17:32:17.610

P11 47 Matt TOPHAM				
LAP	LAP TIME	DIFF	MPH	TIME OF DAY
1 -	1:50.001	10.898	68.73	17:18:41.713
2 -	1:44.842 (3)	5.739	72.11	17:20:26.555
3 -	3:16.103	1:37.000	38.55	17:23:42.658
4 -	2:19.451	40.348	54.21	17:26:02.109
5 -	2:56.325	1:17.222	42.87	17:28:58.434
6 -	1:39.103 (1)		76.29	17:30:37.537
7 -	1:40.307 (2)	1.204	75.37	17:32:17.844

P12 42 James HUCKLE				
LAP	LAP TIME	DIFF	MPH	TIME OF DAY
1 -	1:51.653	12.198	67.71	17:18:43.365
2 -	1:44.712 (3)	5.257	72.20	17:20:28.077
3 -	3:15.396	1:35.941	38.69	17:23:43.473
4 -	2:19.561	40.106	54.17	17:26:03.034
5 -	2:56.293	1:16.838	42.88	17:28:59.327
6 -	1:39.455 (1)		76.02	17:30:38.782
7 -	1:39.505 (2)	0.050	75.98	17:32:18.287

ZAMP Helmets Formula Vee Championship

RACE 8 - LAP ANALYSIS

DIFF = Difference To Personal Best Lap

P13 77 Stephen BAILEY				
LAP	LAP TIME	DIFF	MPH	TIME OF DAY
1 -	1:54.845	14.749	65.83	17:18:46.557
2 -	1:49.626 (3)	9.530	68.96	17:20:36.183
3 -	3:14.094	1:33.998	38.95	17:23:50.277
4 -	2:18.814	38.718	54.46	17:26:09.091
5 -	2:54.251	1:14.155	43.38	17:29:03.342
6 -	1:40.096 (1)		75.53	17:30:43.438
7 -	1:40.399 (2)	0.303	75.30	17:32:23.837

P14 23 Lucas BSCHER				
LAP	LAP TIME	DIFF	MPH	TIME OF DAY
1 -	1:54.653	13.603	65.94	17:18:46.365
2 -	1:48.555 (3)	7.505	69.64	17:20:34.920
3 -	3:14.522	1:33.472	38.86	17:23:49.442
4 -	2:18.193	37.143	54.71	17:26:07.635
5 -	2:54.254	1:13.204	43.38	17:29:01.889
6 -	1:41.288 (2)	0.238	74.64	17:30:43.177
7 -	1:41.050 (1)		74.82	17:32:24.227

P15 36 Bradley TARLTON				
LAP	LAP TIME	DIFF	MPH	TIME OF DAY
1 -	1:55.498	15.454	65.46	17:18:47.210
2 -	1:50.789 (3)	10.745	68.24	17:20:37.999
3 -	3:13.304	1:33.260	39.11	17:23:51.303
4 -	2:23.055	43.011	52.85	17:26:14.358
5 -	2:50.320	1:10.276	44.39	17:29:04.678
6 -	1:40.206 (2)	0.162	75.45	17:30:44.884
7 -	1:40.044 (1)		75.57	17:32:24.928

P16 90 Thor TULLOH				
LAP	LAP TIME	DIFF	MPH	TIME OF DAY
1 -	1:58.124	20.451	64.00	17:18:49.836
2 -	1:51.272 (3)	13.599	67.94	17:20:41.108
3 -	3:12.616	1:34.943	39.25	17:23:53.724
4 -	2:31.082	53.409	50.04	17:26:24.806
5 -	2:43.825	1:06.152	46.15	17:29:08.631
6 -	1:39.429 (2)	1.756	76.04	17:30:48.060
7 -	1:37.673 (1)		77.40	17:32:25.733

P17 50 Louis SCHOLES				
LAP	LAP TIME	DIFF	MPH	TIME OF DAY
1 -	1:55.692	16.529	65.35	17:18:47.404
2 -	1:51.259 (3)	12.096	67.95	17:20:38.663
3 -	3:13.458	1:34.295	39.08	17:23:52.121
4 -	2:23.154	43.991	52.81	17:26:15.275
5 -	2:51.077	1:11.914	44.19	17:29:06.352
6 -	1:39.163 (1)		76.24	17:30:45.515
7 -	1:40.250 (2)	1.087	75.41	17:32:25.765

P18 8 Ross PRICE				
LAP	LAP TIME	DIFF	MPH	TIME OF DAY
1 -	1:56.188	16.130	65.07	17:18:47.900
2 -	1:51.619 (3)	11.561	67.73	17:20:39.519
3 -	3:13.252	1:33.194	39.12	17:23:52.771
4 -	2:29.993	49.935	50.40	17:26:22.764
5 -	2:45.230	1:05.172	45.75	17:29:07.994
6 -	1:40.576 (2)	0.518	75.17	17:30:48.570
7 -	1:40.058 (1)		75.56	17:32:28.628

DIFF = Difference To Personal Best Lap

P19 64 Sam WALBANK				
LAP	LAP TIME	DIFF	MPH	TIME OF DAY
1 -	2:00.971	20.279	62.49	17:18:52.683
2 -	1:52.083 (3)	11.391	67.45	17:20:44.766
3 -	3:10.495	1:29.803	39.68	17:23:55.261
4 -	2:29.941	49.249	50.42	17:26:25.202
5 -	2:44.703	1:04.011	45.90	17:29:09.905
6 -	1:40.703 (2)	0.011	75.07	17:30:50.608
7 -	1:40.692 (1)		75.08	17:32:31.300

P20 95 Oliver MITCHELL				
LAP	LAP TIME	DIFF	MPH	TIME OF DAY
1 -	2:03.036	16.368	61.45	17:18:54.748
2 -	1:56.493 (3)	9.825	64.90	17:20:51.241
3 -	3:08.142	1:21.474	40.18	17:23:59.383
4 -	2:30.100	43.432	50.37	17:26:29.483
5 -	2:44.439	57.771	45.97	17:29:13.922
6 -	1:49.383 (2)	2.715	69.12	17:31:03.305
7 -	1:46.668 (1)		70.87	17:32:49.973

P21 14 David HUCKLE				
LAP	LAP TIME	DIFF	MPH	TIME OF DAY
1 -	2:03.063	15.251	61.43	17:18:54.775
2 -	1:58.484 (3)	10.672	63.81	17:20:53.259
3 -	3:07.138	1:19.326	40.40	17:24:00.397
4 -	2:30.028	42.216	50.39	17:26:30.425
5 -	2:44.235	56.423	46.03	17:29:14.660
6 -	1:49.744 (2)	1.932	68.89	17:31:04.404
7 -	1:47.812 (1)		70.12	17:32:52.216

P22 59 Chris WILSHER				
LAP	LAP TIME	DIFF	MPH	TIME OF DAY
1 -	2:02.539	12.727	61.69	17:18:54.251
2 -	1:56.168 (3)	6.356	65.08	17:20:50.419
3 -	3:08.102	1:18.290	40.19	17:23:58.521
4 -	2:29.839	40.027	50.45	17:26:28.360
5 -	2:45.322	55.510	45.73	17:29:13.682
6 -	1:51.024 (2)	1.212	68.09	17:31:04.706
7 -	1:49.812 (1)		68.85	17:32:54.518

P23 81 Nicholas TULLOH				
LAP	LAP TIME	DIFF	MPH	TIME OF DAY
1 -	2:05.075	15.705	60.44	17:18:56.787
2 -	2:01.575 (3)	12.205	62.18	17:20:58.362
3 -	3:03.344	1:13.974	41.23	17:24:01.706
4 -	2:29.684	40.314	50.51	17:26:31.390
5 -	2:44.539	55.169	45.95	17:29:15.929
6 -	1:51.175 (2)	1.805	68.00	17:31:07.104
7 -	1:49.370 (1)		69.12	17:32:56.474

P24 93 Leon FROST				
LAP	LAP TIME	DIFF	MPH	TIME OF DAY
1 -	1:54.465	19.225	66.05	17:18:46.177
2 -	1:46.827 (3)	11.587	70.77	17:20:33.004
3 -	3:14.968	1:39.728	38.77	17:23:47.972
4 -	2:33.730 P	58.490	49.18	17:26:21.702
5 -	3:25.213	1:49.973	36.84	17:29:46.915
6 -	1:37.077 (2)	1.837	77.88	17:31:23.992
7 -	1:35.240 (1)		79.38	17:32:59.232

ZAMP Helmets Formula Vee Championship

RACE 8 - LAP ANALYSIS

DIFF = Difference To Personal Best Lap

P25 13 Rachel SWAIN				
LAP	LAP TIME	DIFF	MPH	TIME OF DAY
1 -	1:57.574 (3)	11.420	64.30	17:18:49.286
2 -	1:53.121 (2)	6.967	66.83	17:20:42.407
3 -	3:12.183	1:26.029	39.34	17:23:54.590
4 -	2:27.935 P	41.781	51.10	17:26:22.525
5 -	3:39.880	1:53.726	34.38	17:30:02.405
6 -	1:46.154 (1)		71.22	17:31:48.559
7 -	1:42.744 P		73.58	17:33:31.303

P26 4 Tim PROBERT				
LAP	LAP TIME	DIFF	MPH	TIME OF DAY
1 -	1:52.153 (2)	7.369	67.41	17:18:43.865
2 -	1:44.784 (1)		72.15	17:20:28.649
3 -	3:16.064	1:31.280	38.56	17:23:44.713
4 -	2:19.540 (3)	34.756	54.18	17:26:04.253
5 -	2:55.324	1:10.540	43.12	17:28:59.577
6 -	1:44.254 P		72.52	17:30:43.831

P27 12 Bill GARNER				
LAP	LAP TIME	DIFF	MPH	TIME OF DAY
1 -	1:45.359 (2)	1.514	71.76	17:18:37.071
2 -	1:43.845 (1)		72.80	17:20:20.916
3 -	3:16.901 (3)	1:33.056	38.39	17:23:37.817

ZAMP Helmets Formula Vee Championship

RACE 8 - LAP CHART

LAP 1 @ 17:18:32.005			LAP 2 @ 17:20:16.271			LAP 3 @ 17:23:33.600			LAP 4 @ 17:25:54.904			LAP 5 @ 17:28:49.585		
NO	BEHIND	LAP TIME	NO	BEHIND	LAP TIME	NO	BEHIND	LAP TIME	NO	BEHIND	LAP TIME	NO	BEHIND	LAP TIME
33		1:40.293	33		1:44.266	33		3:17.329	33		2:21.304	33		2:54.681
3	4.041	1:44.334	3	1.147	1:41.372	3	1.135	3:17.317	3	0.702	2:20.871	3	1.758	2:55.737
11	4.444	1:44.737	11	1.960	1:41.782	11	1.853	3:17.222	11	1.397	2:20.848	11	1.945	2:55.229
72	4.918	1:45.211	72	2.455	1:41.803	72	3.028	3:17.902	72	2.396	2:20.672	72	2.852	2:55.137
12	5.066	1:45.359	12	4.645	1:43.845	12	4.217	3:16.901	88	3.124	2:19.325	88	3.267	2:54.824
88	5.491	1:45.784	88	4.954	1:43.729	88	5.103	3:17.478	66	4.165	2:19.599	66	5.301	2:55.817
66	8.047	1:48.340	66	5.865	1:42.084	66	5.870	3:17.334	25	4.994	2:19.628	25	6.286	2:55.973
32	9.068	1:49.361	25	7.280	1:42.265	25	6.670	3:16.719	32	5.635	2:19.570	32	6.617	2:55.663
25	9.281	1:49.574	32	8.486	1:43.684	32	7.369	3:16.212	24	6.331	2:19.439	24	7.420	2:55.770
47	9.708	1:50.001	24	9.322	1:42.983	24	8.196	3:16.203	47	7.205	2:19.451	47	8.849	2:56.325
24	10.605	1:50.898	47	10.284	1:44.842	47	9.058	3:16.103	42	8.130	2:19.561	42	9.742	2:56.293
42	11.360	1:51.653	42	11.806	1:44.712	42	9.873	3:15.396	4	9.349	2:19.540	4	9.992	2:55.324
4	11.860	1:52.153	4	12.378	1:44.784	4	11.113	3:16.064	44	9.956	2:18.667	44	10.257	2:54.982
44	12.060	1:52.353	44	13.105	1:45.311	44	12.593	3:16.817	23	12.731	2:18.193	23	12.304	2:54.254
93	14.172	1:54.465	93	16.733	1:46.827	93	14.372	3:14.968	77	14.187	2:18.814	77	13.757	2:54.251
23	14.360	1:54.653	23	18.649	1:48.555	23	15.842	3:14.522	36	19.454	2:23.055	36	15.093	2:50.320
77	14.552	1:54.845	77	19.912	1:49.626	77	16.677	3:14.094	50	20.371	2:23.154	50	16.767	2:51.077
36	15.205	1:55.498	36	21.728	1:50.789	36	17.703	3:13.304	93	26.798	2:33.730 P	8	18.409	2:45.230
50	15.399	1:55.692	50	22.392	1:51.259	50	18.521	3:13.458	13	27.621	2:27.935 P	90	19.046	2:43.825
8	15.895	1:56.188	8	23.248	1:51.619	8	19.171	3:13.252	8	27.860	2:29.993	64	20.320	2:44.703
13	17.281	1:57.574	90	24.837	1:51.272	90	20.124	3:12.616	90	29.902	2:31.082	59	24.097	2:45.322
90	17.831	1:58.124	13	26.136	1:53.121	13	20.990	3:12.183	64	30.298	2:29.941	95	24.337	2:44.439
64	20.678	2:00.971	64	28.495	1:52.083	64	21.661	3:10.495	59	33.456	2:29.839	14	25.075	2:44.235
59	22.246	2:02.539	59	34.148	1:56.168	59	24.921	3:08.102	95	34.579	2:30.100	81	26.344	2:44.539
95	22.743	2:03.036	95	34.970	1:56.493	95	25.783	3:08.142	14	35.521	2:30.028	93	57.330	3:25.213
14	22.770	2:03.063	14	36.988	1:58.484	14	26.797	3:07.138	81	36.486	2:29.684	13	1:12.820	3:39.880
81	24.782	2:05.075	81	42.091	2:01.575	81	28.106	3:03.344						

ZAMP Helmets Formula Vee Championship

RACE 8 - LAP CHART

LAP 6 @ 17:30:24.954			LAP 7 @ 17:32:00.602		
NO	BEHIND	LAP TIME	NO	BEHIND	LAP TIME
33		1:35.369	33		1:35.648
11	2.901	1:36.325	11	2.031	1:34.778
3	4.027	1:37.638	3	5.619	1:37.240
88	6.123	1:38.225	88	7.994	1:37.519
72	6.876	1:39.393	72	8.964	1:37.736
66	8.938	1:39.006	25	11.550	1:37.096
25	10.102	1:39.185	66	11.587	1:38.297
24	12.192	1:40.141	44	16.863	1:39.078
32	12.226	1:40.978	32	16.979	1:40.401
47	12.583	1:39.103	24	17.008	1:40.464
44	13.433	1:38.545	47	17.242	1:40.307
42	13.828	1:39.455	42	17.685	1:39.505
23	18.223	1:41.288	77	23.235	1:40.399
77	18.484	1:40.096	23	23.625	1:41.050
4	18.877	1:44.254 P	36	24.326	1:40.044
36	19.930	1:40.206	90	25.131	1:37.673
50	20.561	1:39.163	50	25.163	1:40.250
90	23.106	1:39.429	8	28.026	1:40.058
8	23.616	1:40.576	64	30.698	1:40.692
64	25.654	1:40.703	95	49.371	1:46.668
95	38.351	1:49.383	14	51.614	1:47.812
14	39.450	1:49.744	59	53.916	1:49.812
59	39.752	1:51.024	81	55.872	1:49.370
81	42.150	1:51.175	93	58.630	1:35.240
93	59.038	1:37.077	13	1:30.701	1:42.744 P
13	1:23.605	1:46.154			

ZAMP Helmets Formula Vee Championship

RACE 8 - POSITION CHART

No	Name	Lap Pos	Lap							
			1	2	3	4	5	6	7	
33	HARBOT	1	33	33	33	33	33	33	33	33
99	BELL	2	3	3	3	3	3	11	11	
11	CRESSEY	3	11	11	11	11	11	3	3	
72	GREGORY	4	72	72	72	72	72	88	88	
3	JONES	5	12	12	12	88	88	72	72	
12	GARNER	6	88	88	88	66	66	66	25	
25	LANYI	7	66	66	66	25	25	25	66	
16	MADDEN	8	32	25	25	32	32	24	44	
66	WATERHOUSE	9	25	32	32	24	24	32	32	
88	TWYMAN	10	47	24	24	47	47	47	24	
90	TULLOH	11	24	47	47	42	42	44	47	
93	FROST	12	42	42	42	4	4	42	42	
50	SCHOLES	13	4	4	4	44	44	23	77	
32	FOLEY	14	44	44	44	23	23	77	23	
24	LANYI	15	93	93	93	77	77	4	36	
36	TARLTON	16	23	23	23	36	36	36	90	
42	HUCKLE	17	77	77	77	50	50	50	50	
47	TOPHAM	18	36	36	36	93	8	90	8	
23	BSCHER	19	50	50	50	13	90	8	64	
4	PROBERT	20	8	8	8	8	64	64	95	
77	BAILEY	21	13	90	90	90	59	95	14	
44	POLLEY	22	90	13	13	64	95	14	59	
64	WALBANK	23	64	64	64	59	14	59	81	
13	SWAIN	24	59	59	59	95	81	81	93	
7	WALSH	25	95	95	95	14	93	93	13	
28	ENGINEER	26	14	14	14	81	13	13		
59	WILSHER	27	81	81	81					
95	MITCHELL	28								
81	TULLOH	29								
14	HUCKLE	30								
9	GOMERSALL	31								
8	PRICE	32								

ZAMP Helmets Formula Vee Championship

RACE 8 - STATISTICS

Competitors Started 28
Planned Start 2024-04-20 @ 16:55:00.000
Actual Start 2024-04-20 @ 17:16:51.712
Finish Time 2024-04-20 @ 17:32:00.601
Track Length 2.1001mi.
Total Laps 184
Total Distance Covered 386.4317mi.

Session Fastest Lap History

NO	CL	NAME	LAP TIME	TIME OF DAY	LAP	VEHICLE
33		Matt HARBOT	1:40.293	17:18:32.015	1	AHS Dominator
33		Matt HARBOT	1:35.369	17:30:24.964	6	AHS Dominator
11		Ben CRESSEY	1:34.778	17:32:02.642	7	Storm Vee

Session Leader History

NO	CL	NAME	FROM LAP	LAPS LED	DISTANCE	VEHICLE
33		Matt HARBOT	1	7	14.70 miles	AHS Dominator

Flag History

TYPE	TIME OF DAY
GREEN	17:16:51.712
SAFETY	17:19:26.315
GREEN	17:28:49.158
FINISH	17:32:00.601

Flag Statistics

TYPE	COUNT	TOTAL LAPS	TOTAL TIME
Green	2	4	9:07.477
Red	0	0	0.000
Safety Car	1	3	9:22.843
FCY	0	0	0.000

ZAMP Helmets Formula Vee Championship

RACE 8 - STATISTICS

CLASS :

20 Starters

Fastest Lap History

NO	NAME	LAP TIME	TIME OF DAY	LAP	VEHICLE
33	Matt HARBOT	1:40.293	17:18:32.015	1	AHS Dominator
33	Matt HARBOT	1:35.369	17:30:24.964	6	AHS Dominator
11	Ben CRESSEY	1:34.778	17:32:02.642	7	Storm Vee

Leader History

NO	NAME	FROM LAP	LAPS LED	DISTANCE	VEHICLE
33	Matt HARBOT	1	7	14.70 miles	AHS Dominator

ZAMP Helmets Formula Vee Championship

RACE 8 - STATISTICS

CLASS : B

8 Starters

Fastest Lap History

NO	NAME	LAP TIME	TIME OF DAY	LAP	VEHICLE
12	Bill GARNER	1:45.359	17:18:37.086	1	Maverick KE01
12	Bill GARNER	1:43.845	17:20:20.938	2	Maverick KE01
66	Phil WATERHOUSE	1:42.084	17:20:22.148	2	Filari Tasso
66	Phil WATERHOUSE	1:39.006	17:30:33.899	6	Filari Tasso
66	Phil WATERHOUSE	1:38.297	17:32:12.189	7	Filari Tasso

Leader History

NO	NAME	FROM LAP	LAPS LED	DISTANCE	VEHICLE
12	Bill GARNER	1	3	6.30 miles	Maverick KE01
66	Phil WATERHOUSE	4	4	8.40 miles	Filari Tasso