



Provisional Qualifying Times - P1  
750 Motor Club MR2 Championship (Class A)

PI	No	CI	Name	Car	Laps	Time on Lap	Behind	MPH	
1	99	MRA	Arthur GILMOUR	Toyota MR2 Mk1	7	2:01.34	7	64.89	
2	79	MRA	Jonathan GRIMES	Toyota MR2 Mk1	7	2:02.90	6	1.56	64.06
3	98	MRA	Hugh GILMOUR	Toyota MR2 Mk1	7	2:04.78	6	3.44	63.10
4	45	MRA	David BLOCK	Toyota MR2 Mk1	7	2:06.08	7	4.74	62.45
5	37	MRA	Howes ROBERT	Toyota MR2 Mk1	6	2:07.91	6	6.57	61.55
6	57	MRA	Toni GLADDING	Toyota MR2 Mk1	7	2:08.94	6	7.60	61.06
7	21	MRA	Ben ROWE	Toyota MR2 Mk1	7	2:10.76	6	9.42	60.21
8	15	MRA	David ROWE	Toyota MR2 Mk1	7	2:11.48	4	10.14	59.88
9	91	MRA	Nick REED	Toyota MR2 Mk1	6	2:18.03	6	16.69	57.04

Weather / Track:

Start Time : 09:04

Cadwell Park Full

05 Jul 08 09:25

Clerk of Course :	Time Issued :	Chief Timekeeper : Terry Stevens
-------------------	---------------	----------------------------------

THESE RESULTS REMAIN PROVISIONAL FOR A MINIMUM OF 30 MINUTES FROM THE TIME OF ISSUE AND UNTIL ALL JUDICIAL AND TECHNICAL MATTERS HAVE BEEN SETTLED.

Results produced on HS Sports Timing and Results Systems. Results online at [www.750MC.co.uk](http://www.750MC.co.uk)



## 2nd Best Qualifying Times

### 750 Motor Club MR2 Championship (Class A)

Pos	No	Cl	Name	Car	Time
1	79	MRA	Jonathan GRIMES	Toyota MR2 Mk1	2:03.50
2	99	MRA	Arthur GILMOUR	Toyota MR2 Mk1	2:03.61
3	98	MRA	Hugh GILMOUR	Toyota MR2 Mk1	2:05.63
4	45	MRA	David BLOCK	Toyota MR2 Mk1	2:07.79
5	37	MRA	Howes ROBERT	Toyota MR2 Mk1	2:08.73
6	57	MRA	Toni GLADDING	Toyota MR2 Mk1	2:10.32
7	21	MRA	Ben ROWE	Toyota MR2 Mk1	2:11.83
8	15	MRA	David ROWE	Toyota MR2 Mk1	2:12.62
9	91	MRA	Nick REED	Toyota MR2 Mk1	2:21.10

05 Jul 08 09:28

Clerk of Course:

Time Issued:

Chief Timekeeper:

THESE RESULTS REMAIN PROVISIONAL FOR A MINIMUM OF 30 MINUTES FROM THE TIME OF ISSUE

# 750 Motor Club MR2 Championship (Class A)

## LAP TIMES - P1

---

<b>15</b>	<b>David ROWE</b>										
	<b>Lap</b>	<b>1</b>	<b>2</b>	<b>3</b>	<b>4</b>	<b>5</b>	<b>6</b>	<b>7</b>	<b>8</b>	<b>9</b>	<b>10</b>
	1	2:16.04	2:19.56	2:16.75	2:11.48	2:13.19	2:22.20	2:12.62			

---

<b>21</b>	<b>Ben ROWE</b>										
	<b>Lap</b>	<b>1</b>	<b>2</b>	<b>3</b>	<b>4</b>	<b>5</b>	<b>6</b>	<b>7</b>	<b>8</b>	<b>9</b>	<b>10</b>
	1	2:24.57	2:18.94	2:14.13	2:12.29	2:11.83	2:10.76	2:12.56			

---

<b>37</b>	<b>Howes ROBERT</b>										
	<b>Lap</b>	<b>1</b>	<b>2</b>	<b>3</b>	<b>4</b>	<b>5</b>	<b>6</b>	<b>7</b>	<b>8</b>	<b>9</b>	<b>10</b>
	1	2:24.17	2:17.52	2:13.03	2:09.03	2:08.73	2:07.91				

---

<b>45</b>	<b>David BLOCK</b>										
	<b>Lap</b>	<b>1</b>	<b>2</b>	<b>3</b>	<b>4</b>	<b>5</b>	<b>6</b>	<b>7</b>	<b>8</b>	<b>9</b>	<b>10</b>
	1	2:18.43	2:14.94	2:12.70	2:10.44	2:08.53	2:07.79	2:06.08			

---

<b>57</b>	<b>Toni GLADDING</b>										
	<b>Lap</b>	<b>1</b>	<b>2</b>	<b>3</b>	<b>4</b>	<b>5</b>	<b>6</b>	<b>7</b>	<b>8</b>	<b>9</b>	<b>10</b>
	1	2:25.39	2:21.05	2:15.16	2:12.51	2:10.69	2:08.94	2:10.32			

---

<b>79</b>	<b>Jonathan GRIMES</b>										
	<b>Lap</b>	<b>1</b>	<b>2</b>	<b>3</b>	<b>4</b>	<b>5</b>	<b>6</b>	<b>7</b>	<b>8</b>	<b>9</b>	<b>10</b>
	1	2:12.36	2:07.29	2:06.77	2:05.20	2:03.93	2:02.90	2:03.50			

---

<b>91</b>	<b>Nick REED</b>										
	<b>Lap</b>	<b>1</b>	<b>2</b>	<b>3</b>	<b>4</b>	<b>5</b>	<b>6</b>	<b>7</b>	<b>8</b>	<b>9</b>	<b>10</b>
	1	2:28.38	2:37.14	2:22.29	2:24.31	2:21.10	2:18.03				

---

<b>98</b>	<b>Hugh GILMOUR</b>										
	<b>Lap</b>	<b>1</b>	<b>2</b>	<b>3</b>	<b>4</b>	<b>5</b>	<b>6</b>	<b>7</b>	<b>8</b>	<b>9</b>	<b>10</b>
	1	2:26.17	2:12.73	2:08.43	2:05.78	2:05.63	2:04.78	2:06.05			

---

<b>99</b>	<b>Arthur GILMOUR</b>										
	<b>Lap</b>	<b>1</b>	<b>2</b>	<b>3</b>	<b>4</b>	<b>5</b>	<b>6</b>	<b>7</b>	<b>8</b>	<b>9</b>	<b>10</b>
	1	2:24.55	2:08.50	2:06.02	2:04.65	2:04.69	2:03.61	2:01.34			


---

# RACE GRID

## 750 Motor Club MR2 Championship (Class A)

### Race 1

ROW 6		
ROW 5		<b>91</b> Nick REED
ROW 4	<b>15</b> David ROWE	<b>21</b> Ben ROWE
ROW 3	<b>57</b> Toni GLADDING	<b>37</b> Howes ROBERT
ROW 2	<b>45</b> David BLOCK	<b>98</b> Hugh GILMOUR
ROW 1	<b>79</b> Jonathan GRIMES	<b>99</b> Arthur GILMOUR
		<b>POLE</b>





## Provisional Results - Race 1

### 750 Motor Club MR2 Championship (Class A)

PI	No	CI	Name	Car	Laps	Time	Behind	MPH	Best Lap on	MPH
1	99	MRA	Arthur GILMOUR	Toyota MR2 Mk1	8	16:53.39		62.15	2:02.60	7 64.22
2	98	MRA	Hugh GILMOUR	Toyota MR2 Mk1	8	16:57.87	4.48	61.88	2:03.02	7 64.00
3	79	MRA	Jonathan GRIMES	Toyota MR2 Mk1	8	16:57.99	4.60	61.87	2:03.48	7 63.76
4	45	MRA	David BLOCK	Toyota MR2 Mk1	8	17:20.24	26.85	60.55	2:07.17	7 61.91
5	21	MRA	Ben ROWE	Toyota MR2 Mk1	8	17:22.99	29.60	60.39	2:07.73	8 61.64
6	57	MRA	Toni GLADDING	Toyota MR2 Mk1	8	17:27.77	34.38	60.11	2:05.17	8 62.90
7	15	MRA	David ROWE	Toyota MR2 Mk1	8	17:36.94	43.55	59.59	2:08.14	4 61.44
8	91	MRA	Nick REED	Toyota MR2 Mk1	8	18:02.13	1:08.74	58.21	2:12.71	8 59.33
9	37	MRA	Howes ROBERT	Toyota MR2 Mk1	7	17:00.29	1 Lap	54.02	2:08.35	3 61.34

#### Fastest Lap

99	MRA	Arthur GILMOUR	Toyota MR2 Mk1					2:02.60	7	64.22
----	-----	----------------	----------------	--	--	--	--	---------	---	-------

Weather / Track: Cloudy / Wet

Start Time : 12:05

Cadwell Park Full

05 Jul 08 12:25

Clerk of Course :	Time Issued :	Chief Timekeeper : Terry Stevens
-------------------	---------------	----------------------------------

THESE RESULTS REMAIN PROVISIONAL FOR A MINIMUM OF 30 MINUTES FROM THE TIME OF ISSUE AND UNTIL ALL JUDICIAL AND TECHNICAL MATTERS HAVE BEEN SETTLED

# Lap Chart


## 750 Motor Club MR2 Championship (Class A) - Race 1

Lap 1		Lap 2		Lap 3		Lap 4		Lap 5		Lap 6		Lap 7		Lap 8		Lap 9		Lap 10	
No	Time	No	Time	No	Time	No	Time	No	Time	No	Time	No	Time	No	Time	No	Time	No	Time
99	2:17.73	99	4:26.58	99	6:34.46	99	8:38.91	99	10:43.43	99	12:47.03	99	14:49.63	99	16:53.39				
79	2:18.40	79	4:28.52	79	6:35.89	79	8:41.41	79	10:46.19	79	12:50.59	79	14:54.07	98	16:57.87				
98	2:20.35	98	4:29.33	98	6:36.92	98	8:42.51	98	10:47.37	98	12:51.57	98	14:54.59	79	16:57.99				
45	2:22.24	45	4:32.56	45	6:40.97	45	8:49.04	45	10:57.56	45	13:05.04	45	15:12.21	37	17:00.29 *1				
21	2:22.33	21	4:33.31	21	6:41.45	21	8:50.82	21	10:58.94	21	13:06.84	21	15:15.26	45	17:20.24				
37	2:22.93	37	4:33.61	37	6:41.96	37	8:52.37	37	11:01.12	15	13:12.57	57	15:22.60	21	17:22.99				
57	2:23.50	57	4:34.74	57	6:43.37	57	8:52.98	15	11:02.62	57	13:14.39	15	15:22.60	57	17:27.77				
15	2:24.59	15	4:35.93	15	6:45.19	15	8:53.33	57	11:08.34	91	13:36.56	91	15:49.42	15	17:36.94				
91	2:27.86	91	4:42.03	91	6:57.07	91	9:10.54	91	11:23.68	37	14:34.89			91	18:02.13				


# Lap Chart

## 750 Motor Club MR2 Championship (Class A) - Race 1

Lap 1			Lap 2			Lap 3			Lap 4			Lap 5			Lap 6			Lap 7			Lap 8			Lap 9			Lap 10						
No	Time	Behind	No	Time	Behind	No	Time	Behind	No	Time	Behind	No	Time	Behind	No	Time	Behind	No	Time	Behind	No	Time	Behind	No	Time	Behind	No	Time	Behind				
99	2:15.80		99	2:08.85		99	2:07.88		99	2:04.45		99	2:04.52		99	2:03.60		99	2:02.60		99	2:03.76											
79	2:16.41	0.67	79	2:10.12	1.94	79	2:07.37	1.43	79	2:05.52	2.50	79	2:04.78	2.76	79	2:04.40	3.56	79	2:03.48	4.44	98	2:03.28	4.48										
98	2:17.28	2.62	98	2:08.98	2.75	98	2:07.59	2.46	98	2:05.59	3.60	98	2:04.86	3.94	98	2:04.20	4.54	98	2:03.02	4.96	79	2:03.92	4.60										
45	2:19.23	4.51	45	2:10.32	5.98	45	2:08.41	6.51	45	2:08.07	10.13	45	2:08.52	14.13	45	2:07.48	18.01	45	2:07.17	22.58	45	2:08.03	26.85										
21	2:18.22	4.60	21	2:10.98	6.73	21	2:08.14	6.99	21	2:09.37	11.91	21	2:08.12	15.51	21	2:07.90	19.81	21	2:08.42	25.63	21	2:07.73	29.60										
37	2:22.93	5.20	37	2:10.68	7.03	37	2:08.35	7.50	37	2:10.41	13.46	37	2:08.75	17.69	15	2:09.95	25.54	57	2:08.21	32.97	57	2:05.17	34.38										
57	2:19.34	5.77	57	2:11.24	8.16	57	2:08.63	8.91	57	2:09.61	14.07	15	2:09.29	19.19	57	2:06.05	27.36	15	2:10.03	32.97	15	2:14.34	43.55										
15	2:19.79	6.86	15	2:11.34	9.35	15	2:09.26	10.73	15	2:08.14	14.42	57	2:15.36	24.91	91	2:12.88	49.53	91	2:12.86	59.79	91	2:12.711:08.74											
91	2:22.02	10.13	91	2:14.17	15.45	91	2:15.04	22.61	91	2:13.47	31.63	91	2:13.14	40.25	37	3:33.771:47.86		37	2:25.402:10.66														




# RACE GRID



## 750 Motor Club MR2 Championship (Class A)

### Race 7

ROW 6		
ROW 5		<b>91</b> Nick REED
ROW 4	<b>15</b> David ROWE	<b>21</b> Ben ROWE
ROW 3	<b>57</b> Toni GLADDING	<b>37</b> Howes ROBERT
ROW 2	<b>45</b> David BLOCK	<b>98</b> Hugh GILMOUR
ROW 1	<b>99</b> Arthur GILMOUR	<b>79</b> Jonathan GRIMES
<b>POLE</b>		
		





## Provisional Results - Race 7

### 750 Motor Club MR2 Championship (Class A)

PI	No	CI	Name	Car	Laps	Time	Behind	MPH	Best Lap on	MPH
1	99	MRA	Arthur GILMOUR	Toyota MR2 Mk1	8	15:16.23		68.74	1:53.07	4 69.63
2	79	MRA	Jonathan GRIMES	Toyota MR2 Mk1	8	15:34.60	18.37	67.39	1:54.47	2 68.78
3	98	MRA	Hugh GILMOUR	Toyota MR2 Mk1	8	15:35.08	18.85	67.36	1:54.60	6 68.70
4	37	MRA	Howes ROBERT	Toyota MR2 Mk1	8	15:59.10	42.87	65.67	1:57.58	7 66.96
5	45	MRA	David BLOCK	Toyota MR2 Mk1	8	16:00.26	44.03	65.59	1:56.12	2 67.80
6	57	MRA	Toni GLADDING	Toyota MR2 Mk1	8	16:01.97	45.74	65.48	1:57.38	7 67.07
7	91	MRA	Nick REED	Toyota MR2 Mk1	8	16:02.48	46.25	65.44	1:57.22	7 67.17
8	21	MRA	Ben ROWE	Toyota MR2 Mk1	8	16:05.90	49.67	65.21	1:58.02	6 66.71
<b><u>Not-Classified</u></b>										
	15	MRA	David ROWE	Toyota MR2 Mk1	4	8:21.66	DNF	62.78	1:59.37	2 65.96
<b><u>Fastest Lap</u></b>										
	99	MRA	Arthur GILMOUR	Toyota MR2 Mk1					1:53.07	4 69.63

Weather / Track: Sunny / Dry

Start Time : 16:02

Cadwell Park Full

05 Jul 08 16:19

Clerk of Course :	Time Issued :	Chief Timekeeper : Terry Stevens
-------------------	---------------	----------------------------------

THESE RESULTS REMAIN PROVISIONAL FOR A MINIMUM OF 30 MINUTES FROM THE TIME OF ISSUE AND UNTIL ALL JUDICIAL AND TECHNICAL MATTERS HAVE BEEN SETTLED

# Lap Chart

## 750 Motor Club MR2 Championship (Class A) - Race 7

Lap 1		Lap 2		Lap 3		Lap 4		Lap 5		Lap 6		Lap 7		Lap 8		Lap 9		Lap 10	
No	Time	No	Time	No	Time	No	Time	No	Time	No	Time	No	Time	No	Time	No	Time	No	Time
99	2:01.40	99	3:54.81	99	5:47.90	99	7:40.97	99	9:34.11	99	11:27.99	99	13:21.48	99	15:16.23				
79	2:02.70	79	3:57.17	79	5:53.98	79	7:50.74	79	9:47.24	79	11:43.48	79	13:38.99	79	15:34.60				
45	2:04.63	45	4:00.75	45	5:57.29	98	7:55.19	98	9:50.42	98	11:45.02	98	13:39.79	98	15:35.08				
98	2:05.45	98	4:01.10	98	5:57.44	37	8:05.81	37	10:04.59	37	12:03.65	37	14:01.23	37	15:59.10				
57	2:06.69	21	4:07.52	21	6:06.11	21	8:06.31	57	10:08.20	57	12:05.81	57	14:03.19	45	16:00.26				
21	2:07.27	37	4:08.47	37	6:06.92	57	8:08.87	45	10:09.11	45	12:06.50	45	14:03.77	57	16:01.97				
37	2:09.37	57	4:09.72	57	6:08.33	45	8:09.62	91	10:09.76	91	12:07.07	91	14:04.29	91	16:02.48				
91	2:11.48	91	4:11.59	91	6:10.75	91	8:10.64	21	10:11.37	21	12:09.39	21	14:07.88	21	16:05.90				
15	2:22.37	15	4:21.74	15	6:21.95	15	8:21.66												

# Lap Chart

## 750 Motor Club MR2 Championship (Class A) - Race 7

Lap 1			Lap 2			Lap 3			Lap 4			Lap 5			Lap 6			Lap 7			Lap 8			Lap 9			Lap 10			
No	Time	Behind	No	Time	Behind	No	Time	Behind	No	Time	Behind	No	Time	Behind	No	Time	Behind	No	Time	Behind	No	Time	Behind	No	Time	Behind	No	Time	Behind	
99	1:59.18		99	1:53.41		99	1:53.09		99	1:53.07		99	1:53.14		99	1:53.88		99	1:53.49		99	1:54.75								
79	2:00.33	1.30	79	1:54.47	2.36	79	1:56.81	6.08	79	1:56.76	9.77	79	1:56.50	13.13	79	1:56.24	15.49	79	1:55.51	17.51	79	1:55.61	18.37							
45	2:01.57	3.23	45	1:56.12	5.94	45	1:56.54	9.39	98	1:57.75	14.22	98	1:55.23	16.31	98	1:54.60	17.03	98	1:54.77	18.31	98	1:55.29	18.85							
98	2:02.06	4.05	98	1:55.65	6.29	98	1:56.34	9.54	37	1:58.89	24.84	37	1:58.78	30.48	37	1:59.06	35.66	37	1:57.58	39.75	37	1:57.87	42.87							
57	2:02.80	5.29	21	2:00.25	12.71	21	1:58.59	18.21	21	2:00.20	25.34	57	1:59.33	34.09	57	1:57.61	37.82	57	1:57.38	41.71	45	1:56.49	44.03							
21	2:02.90	5.87	37	1:59.10	13.66	37	1:58.45	19.02	57	2:00.54	27.90	45	1:59.49	35.00	45	1:57.39	38.51	45	1:57.27	42.29	57	1:58.78	45.74							
37	2:05.92	7.97	57	2:03.03	14.91	57	1:58.61	20.43	45	2:12.33	28.65	91	1:59.12	35.65	91	1:57.31	39.08	91	1:57.22	42.81	91	1:58.19	46.25							
91	2:06.20	10.08	91	2:00.11	16.78	91	1:59.16	22.85	91	1:59.89	29.67	21	2:05.06	37.26	21	1:58.02	41.40	21	1:58.49	46.40	21	1:58.02	49.67							
15	2:17.62	20.97	15	1:59.37	26.93	15	2:00.21	34.05	15	1:59.71	40.69																			



## Provisional Qualifying Times - P3

### 750 Motor Club MR2 Championship (Class B)

Pl	No	Cl	Name	Car	Laps	Time on Lap	Behind	MPH
1	73	MRB	Mark JESSOP	Toyota MR2 Mk2	8	1:51.92	8	70.35
2	12	MRB	Phil WILSON	Toyota MR2 Mk2	8	1:52.86	8	69.76
3	28	MRB	Zac CHAPMAN	Toyota MR2 Mk2	8	1:52.97	8	69.69
4	58	MRB	Steve LUMLEY	Toyota MR2 Mk2	8	1:53.11	8	69.61
5	88	MRB	Alric KITSON	Toyota MR2 Mk2	8	1:53.40	8	69.43
6	11	MRB	David LITCHFIELD	Toyota MR2 Mk2	8	1:53.45	8	69.40
7	95	MRB	Anthony DAY	Toyota MR2 Mk2	8	1:53.47	8	69.39
8	16	MRB	Dominic JACKSON	Toyota MR2 Mk2	8	1:53.62	7	69.29
9	7	MRB	John WILSON	Toyota MR2 Mk2	8	1:54.46	6	68.79
10	1	MRB	Patrick MORTELL	Toyota MR2 Mk2	8	1:54.53	8	68.74
11	10	MRB	Alan HENDERSON	Toyota MR2 Mk2	8	1:54.57	8	68.72
12	80	MRB	Adam LITCHFIELD	Toyota MR2 Mk2	4	1:55.03	4	68.44
13	64	MRB	Matthew MARSH	Toyota MR2 Mk2	8	1:55.46	8	68.19
14	2	MRB	Rowland WOOLLEY	Toyota MR2 Mk2	7	1:56.85	7	67.38
15	6	MRB	Clive MORPHETT	Toyota MR2 Mk2	7	1:58.06	7	66.69
16	18	MRB	David HENDERSON	Toyota MR2 Mk2	7	1:58.26	7	66.58
17	4	MRB	Nick JONES	Toyota MR2 Mk2	7	1:58.72	7	66.32
18	5	MRB	Lee BULLOCK	Toyota MR2 Mk2	7	1:59.64	7	65.81
19	26	MRB	Jeff HOLDEN	Toyota MR2 Mk2	7	1:59.97	7	65.63
20	24	MRB	Alex HODGKINSON	Toyota MR2 Mk2	7	2:00.30	6	65.45
21	14	MRB	Rob HORSFIELD	Toyota MR2 Mk2	7	2:00.34	6	65.42
22	17	MRB	Marcus MAHY	Toyota MR2 Mk2	7	2:04.48	6	63.25
23	42	MRB	Chris STEWART	Toyota MR2 Mk2	7	2:06.05	7	62.46

#### Not-Seen

51	MRB	Peter LEWIS	Toyota MR2 Mk2
9	MRB	Ross HILL	Toyota MR2 Mk2

Hirers of transponders from Patrick Mortell MUST give numbers to the timekeepers

Weather / Track:

Start Time : 09:47

Cadwell Park Full

05 Jul 08 10:09

Clerk of Course :	Time Issued :	Chief Timekeeper : Terry Stevens
-------------------	---------------	----------------------------------

THESE RESULTS REMAIN PROVISIONAL FOR A MINIMUM OF 30 MINUTES FROM THE TIME OF ISSUE AND UNTIL ALL JUDICIAL AND TECHNICAL MATTERS HAVE BEEN SETTLED.

Results produced on HS Sports Timing and Results Systems. Results online at [www.750MC.co.uk](http://www.750MC.co.uk)



## 2nd Best Qualifying Times

### 750 Motor Club MR2 Championship (Class B)

Pos	No	Cl	Name	Car	Time
1	11	MRB	David LITCHFIELD	Toyota MR2 Mk2	1:53.53
2	58	MRB	Steve LUMLEY	Toyota MR2 Mk2	1:53.74
3	12	MRB	Phil WILSON	Toyota MR2 Mk2	1:53.75
4	16	MRB	Dominic JACKSON	Toyota MR2 Mk2	1:53.97
5	73	MRB	Mark JESSOP	Toyota MR2 Mk2	1:54.10
6	88	MRB	Alric KITSON	Toyota MR2 Mk2	1:54.33
7	1	MRB	Patrick MORTELL	Toyota MR2 Mk2	1:54.60
8	28	MRB	Zac CHAPMAN	Toyota MR2 Mk2	1:54.66
9	95	MRB	Anthony DAY	Toyota MR2 Mk2	1:54.69
10	10	MRB	Alan HENDERSON	Toyota MR2 Mk2	1:55.29
11	7	MRB	John WILSON	Toyota MR2 Mk2	1:55.57
12	80	MRB	Adam LITCHFIELD	Toyota MR2 Mk2	1:56.11
13	64	MRB	Matthew MARSH	Toyota MR2 Mk2	1:57.11
14	6	MRB	Clive MORPHETT	Toyota MR2 Mk2	1:58.10
15	2	MRB	Rowland WOOLLEY	Toyota MR2 Mk2	1:59.28
16	18	MRB	David HENDERSON	Toyota MR2 Mk2	2:00.25
17	5	MRB	Lee BULLOCK	Toyota MR2 Mk2	2:00.63
18	26	MRB	Jeff HOLDEN	Toyota MR2 Mk2	2:00.72
19	24	MRB	Alex HODGKINSON	Toyota MR2 Mk2	2:01.21
20	4	MRB	Nick JONES	Toyota MR2 Mk2	2:01.25
21	14	MRB	Rob HORSFIELD	Toyota MR2 Mk2	2:01.77
22	17	MRB	Marcus MAHY	Toyota MR2 Mk2	2:05.05
23	42	MRB	Chris STEWART	Toyota MR2 Mk2	2:06.91

05 Jul 08 10:11

Clerk of Course:

Time Issued:

Chief Timekeeper:

# 750 Motor Club MR2 Championship (Class B)

## LAP TIMES - P3

<b>1</b>	<b>Patrick MORTELL</b>									
<b>Lap</b>	<b>1</b>	<b>2</b>	<b>3</b>	<b>4</b>	<b>5</b>	<b>6</b>	<b>7</b>	<b>8</b>	<b>9</b>	<b>10</b>
1	2:12.06	1:59.16	2:00.91	1:56.84	1:55.61	2:02.08	1:54.60	1:54.53		
<b>2</b>	<b>Rowland WOOLLEY</b>									
<b>Lap</b>	<b>1</b>	<b>2</b>	<b>3</b>	<b>4</b>	<b>5</b>	<b>6</b>	<b>7</b>	<b>8</b>	<b>9</b>	<b>10</b>
1	2:12.44	2:06.09	2:01.43	1:59.28	1:59.31	1:59.38	1:56.85			
<b>4</b>	<b>Nick JONES</b>									
<b>Lap</b>	<b>1</b>	<b>2</b>	<b>3</b>	<b>4</b>	<b>5</b>	<b>6</b>	<b>7</b>	<b>8</b>	<b>9</b>	<b>10</b>
1	2:13.47	2:08.67	2:05.90	2:04.16	2:03.06	2:01.25	1:58.72			
<b>5</b>	<b>Lee BULLOCK</b>									
<b>Lap</b>	<b>1</b>	<b>2</b>	<b>3</b>	<b>4</b>	<b>5</b>	<b>6</b>	<b>7</b>	<b>8</b>	<b>9</b>	<b>10</b>
1	2:14.50	2:01.35	2:13.19	2:03.82	2:02.23	2:00.63	1:59.64			
<b>6</b>	<b>Clive MORPHETT</b>									
<b>Lap</b>	<b>1</b>	<b>2</b>	<b>3</b>	<b>4</b>	<b>5</b>	<b>6</b>	<b>7</b>	<b>8</b>	<b>9</b>	<b>10</b>
1	2:17.19	2:03.90	2:20.49	1:59.36	1:58.66	1:58.10	1:58.06			
<b>7</b>	<b>John WILSON</b>									
<b>Lap</b>	<b>1</b>	<b>2</b>	<b>3</b>	<b>4</b>	<b>5</b>	<b>6</b>	<b>7</b>	<b>8</b>	<b>9</b>	<b>10</b>
1	2:07.58	2:00.55	1:58.50	1:57.10	1:55.57	1:54.46	2:08.65	1:56.87		
<b>10</b>	<b>Alan HENDERSON</b>									
<b>Lap</b>	<b>1</b>	<b>2</b>	<b>3</b>	<b>4</b>	<b>5</b>	<b>6</b>	<b>7</b>	<b>8</b>	<b>9</b>	<b>10</b>
1	2:04.06	2:05.53	1:58.01	1:58.49	1:57.86	1:55.90	1:55.29	1:54.57		
<b>11</b>	<b>David LITCHFIELD</b>									
<b>Lap</b>	<b>1</b>	<b>2</b>	<b>3</b>	<b>4</b>	<b>5</b>	<b>6</b>	<b>7</b>	<b>8</b>	<b>9</b>	<b>10</b>
1	2:02.01	1:57.33	1:55.91	1:55.48	1:54.98	1:53.53	2:03.23	1:53.45		
<b>12</b>	<b>Phil WILSON</b>									
<b>Lap</b>	<b>1</b>	<b>2</b>	<b>3</b>	<b>4</b>	<b>5</b>	<b>6</b>	<b>7</b>	<b>8</b>	<b>9</b>	<b>10</b>
1	2:04.69	1:57.49	1:56.98	1:57.60	1:57.12	1:55.22	1:53.75	1:52.86		
<b>14</b>	<b>Rob HORSFIELD</b>									
<b>Lap</b>	<b>1</b>	<b>2</b>	<b>3</b>	<b>4</b>	<b>5</b>	<b>6</b>	<b>7</b>	<b>8</b>	<b>9</b>	<b>10</b>
1	2:23.72	2:09.59	2:03.88	2:02.07	2:01.77	2:00.34	2:04.79			
<b>16</b>	<b>Dominic JACKSON</b>									
<b>Lap</b>	<b>1</b>	<b>2</b>	<b>3</b>	<b>4</b>	<b>5</b>	<b>6</b>	<b>7</b>	<b>8</b>	<b>9</b>	<b>10</b>
1	2:07.43	1:58.63	1:56.34	1:55.84	1:54.94	1:53.97	1:53.62	1:54.15		
<b>17</b>	<b>Marcus MAHY</b>									
<b>Lap</b>	<b>1</b>	<b>2</b>	<b>3</b>	<b>4</b>	<b>5</b>	<b>6</b>	<b>7</b>	<b>8</b>	<b>9</b>	<b>10</b>
1	2:16.50	2:12.99	2:10.06	2:07.06	2:05.83	2:04.48	2:05.05			

<b>18</b>	<b>David HENDERSON</b>										
	<b>Lap</b>	<b>1</b>	<b>2</b>	<b>3</b>	<b>4</b>	<b>5</b>	<b>6</b>	<b>7</b>	<b>8</b>	<b>9</b>	<b>10</b>
	1	2:19.23	2:06.73	2:04.68	2:01.29	2:00.31	2:00.25	1:58.26			
<b>24</b>	<b>Alex HODGKINSON</b>										
	<b>Lap</b>	<b>1</b>	<b>2</b>	<b>3</b>	<b>4</b>	<b>5</b>	<b>6</b>	<b>7</b>	<b>8</b>	<b>9</b>	<b>10</b>
	1	2:27.19	2:09.13	2:03.58	2:01.21	2:03.19	2:00.30	2:01.26			
<b>26</b>	<b>Jeff HOLDEN</b>										
	<b>Lap</b>	<b>1</b>	<b>2</b>	<b>3</b>	<b>4</b>	<b>5</b>	<b>6</b>	<b>7</b>	<b>8</b>	<b>9</b>	<b>10</b>
	1	2:13.13	2:09.71	2:09.09	2:01.12	2:00.72	2:01.62	1:59.97			
<b>28</b>	<b>Zac CHAPMAN</b>										
	<b>Lap</b>	<b>1</b>	<b>2</b>	<b>3</b>	<b>4</b>	<b>5</b>	<b>6</b>	<b>7</b>	<b>8</b>	<b>9</b>	<b>10</b>
	1	1:59.62	1:56.71	2:08.33	1:54.82	1:55.26	1:54.77	1:54.66	1:52.97		
<b>42</b>	<b>Chris STEWART</b>										
	<b>Lap</b>	<b>1</b>	<b>2</b>	<b>3</b>	<b>4</b>	<b>5</b>	<b>6</b>	<b>7</b>	<b>8</b>	<b>9</b>	<b>10</b>
	1	2:24.07	2:15.86	2:11.69	2:11.39	2:11.26	2:06.91	2:06.05			
<b>58</b>	<b>Steve LUMLEY</b>										
	<b>Lap</b>	<b>1</b>	<b>2</b>	<b>3</b>	<b>4</b>	<b>5</b>	<b>6</b>	<b>7</b>	<b>8</b>	<b>9</b>	<b>10</b>
	1	2:05.89	2:00.81	1:59.04	1:57.35	1:54.24	1:54.41	1:53.74	1:53.11		
<b>64</b>	<b>Matthew MARSH</b>										
	<b>Lap</b>	<b>1</b>	<b>2</b>	<b>3</b>	<b>4</b>	<b>5</b>	<b>6</b>	<b>7</b>	<b>8</b>	<b>9</b>	<b>10</b>
	1	2:05.23	2:02.66	2:00.23	1:58.37	1:58.70	1:57.11	1:57.66	1:55.46		
<b>73</b>	<b>Mark JESSOP</b>										
	<b>Lap</b>	<b>1</b>	<b>2</b>	<b>3</b>	<b>4</b>	<b>5</b>	<b>6</b>	<b>7</b>	<b>8</b>	<b>9</b>	<b>10</b>
	1	2:04.60	1:57.41	2:02.58	1:54.91	1:54.46	1:55.25	1:54.10	1:51.92		
<b>80</b>	<b>Adam LITCHFIELD</b>										
	<b>Lap</b>	<b>1</b>	<b>2</b>	<b>3</b>	<b>4</b>	<b>5</b>	<b>6</b>	<b>7</b>	<b>8</b>	<b>9</b>	<b>10</b>
	1	1:58.86	1:56.11	1:56.83	1:55.03						
<b>88</b>	<b>Alric KITSON</b>										
	<b>Lap</b>	<b>1</b>	<b>2</b>	<b>3</b>	<b>4</b>	<b>5</b>	<b>6</b>	<b>7</b>	<b>8</b>	<b>9</b>	<b>10</b>
	1	2:05.50	1:57.57	1:57.29	2:07.05	1:55.73	1:54.33	2:06.48	1:53.40		
<b>95</b>	<b>Anthony DAY</b>										
	<b>Lap</b>	<b>1</b>	<b>2</b>	<b>3</b>	<b>4</b>	<b>5</b>	<b>6</b>	<b>7</b>	<b>8</b>	<b>9</b>	<b>10</b>
	1	2:03.31	1:57.48	1:57.19	1:55.52	1:55.15	1:54.69	1:55.48	1:53.47		

# RACE GRID

## 750 Motor Club MR2 Championship (Class B)

### Race 5

ROW 12		<b>42</b> Chris STEWART	
ROW 11	<b>17</b> Marcus MAHY		<b>14</b> Rob HORSFIELD
ROW 10	<b>24</b> Alex HODGKINSON	<b>26</b> Jeff HOLDEN	
ROW 9	<b>5</b> Lee BULLOCK		<b>4</b> Nick JONES
ROW 8	<b>18</b> David HENDERSON	<b>6</b> Clive MORPHETT	
ROW 7	<b>2</b> Rowland WOOLLEY		<b>64</b> Matthew MARSH
ROW 6	<b>80</b> Adam LITCHFIELD	<b>10</b> Alan HENDERSON	
ROW 5	<b>1</b> Patrick MORTELL		<b>7</b> John WILSON
ROW 4	<b>16</b> Dominic JACKSON	<b>95</b> Anthony DAY	
ROW 3	<b>11</b> David LITCHFIELD		<b>88</b> Alric KITSON
ROW 2	<b>58</b> Steve LUMLEY	<b>28</b> Zac CHAPMAN	
ROW 1	<b>12</b> Phil WILSON		<b>73</b> Mark JESSOP

**POLE**





## Provisional Results - Race 5

### 750 Motor Club MR2 Championship (Class B)

Pl	No	Cl	Name	Car	Laps	Time	Behind	MPH	Best Lap on	MPH
1	73	MRB	Mark JESSOP	Toyota MR2 Mk2	6	11:00.46		71.52	1:48.32	5 72.68
2	58	MRB	Steve LUMLEY	Toyota MR2 Mk2	6	11:02.49	2.03	71.31	1:48.53	4 72.54
3	88	MRB	Alric KITSON	Toyota MR2 Mk2	6	11:02.91	2.45	71.26	1:48.49	4 72.57
4	80	MRB	Adam LITCHFIELD	Toyota MR2 Mk2	6	11:07.04	6.58	70.82	1:49.13	3 72.15
5	10	MRB	Alan HENDERSON	Toyota MR2 Mk2	6	11:13.52	13.06	70.14	1:48.40	4 72.63
6	1	MRB	Patrick MORTELL	Toyota MR2 Mk2	6	11:14.78	14.32	70.01	1:50.05	4 71.54
7	64	MRB	Matthew MARSH	Toyota MR2 Mk2	6	11:21.03	20.57	69.36	1:51.66	3 70.51
8	95	MRB	Anthony DAY	Toyota MR2 Mk2	6	11:21.65	21.19	69.30	1:51.00	6 70.93
9	7	MRB	John WILSON	Toyota MR2 Mk2	6	11:22.78	22.32	69.19	1:50.84	5 71.03
10	18	MRB	David HENDERSON	Toyota MR2 Mk2	6	11:28.17	27.71	68.64	1:51.53	5 70.59
11	14	MRB	Rob HORSFIELD	Toyota MR2 Mk2	6	11:28.82	28.36	68.58	1:51.30	4 70.74
12	6	MRB	Clive MORPHETT	Toyota MR2 Mk2	6	11:29.88	29.42	68.47	1:51.56	4 70.57
13	5	MRB	Lee BULLOCK	Toyota MR2 Mk2	6	11:31.64	31.18	68.30	1:51.55	5 70.58
14	4	MRB	Nick JONES	Toyota MR2 Mk2	6	11:32.53	32.07	68.21	1:51.57	6 70.57
15	11	MRB	David LITCHFIELD	Toyota MR2 Mk2	6	11:32.97	32.51	68.17	1:49.77	6 71.72
16	24	MRB	Alex HODGKINSON	Toyota MR2 Mk2	6	11:51.54	51.08	66.39	1:54.10	6 69.00
17	26	MRB	Jeff HOLDEN	Toyota MR2 Mk2	6	11:52.73	52.27	66.28	1:55.67	5 68.07
18	17	MRB	Marcus MAHY	Toyota MR2 Mk2	6	12:02.55	1:02.09	65.38	1:56.98	2 67.30
19	42	MRB	Chris STEWART	Toyota MR2 Mk2	6	12:18.05	1:17.59	64.01	1:58.03	2 66.71
<b><u>Not-Classified</u></b>										
	2	MRB	Rowland WOOLLEY	Toyota MR2 Mk2	5	9:31.51	DNF	68.88	1:49.68	3 71.78
	16	MRB	Dominic JACKSON	Toyota MR2 Mk2	0		Starter	0.00		
<b><u>Non-Starters</u></b>										
	12	MRB	Phil WILSON	Toyota MR2 Mk2						
	28	MRB	Zac CHAPMAN	Toyota MR2 Mk2						
<b><u>Fastest Lap</u></b>										
	73	MRB	Mark JESSOP	Toyota MR2 Mk2					1:48.32	5 72.68

Weather / Track: Sunny / Damp in places

Start Time : 15:09

Cadwell Park Full

05 Jul 08 15:25

Clerk of Course :	Time Issued :	Chief Timekeeper : Terry Stevens
-------------------	---------------	----------------------------------

THESE RESULTS REMAIN PROVISIONAL FOR A MINIMUM OF 30 MINUTES FROM THE TIME OF ISSUE AND UNTIL ALL JUDICIAL AND TECHNICAL MATTERS HAVE BEEN SETTLED

# Lap Chart

## 750 Motor Club MR2 Championship (Class B) - Race 5

Lap 1		Lap 2		Lap 3		Lap 4		Lap 5		Lap 6		Lap 7		Lap 8		Lap 9		Lap 10	
No	Time	No	Time	No	Time	No	Time	No	Time	No	Time	No	Time	No	Time	No	Time	No	Time
73	1:56.52	73	3:45.20	73	5:34.17	73	7:22.54	73	9:10.86	73	11:00.46								
58	1:57.17	58	3:46.55	58	5:35.42	58	7:23.95	58	9:12.77	58	11:02.49								
88	1:57.89	88	3:47.08	88	5:36.26	88	7:24.75	88	9:13.81	88	11:02.91								
11	1:58.43	80	3:48.79	80	5:37.92	80	7:27.25	80	9:16.45	80	11:07.04								
80	1:59.22	1	3:51.01	1	5:41.61	1	7:31.66	1	9:23.39	10	11:13.52								
1	2:00.20	64	3:53.75	10	5:44.47	10	7:32.87	10	9:23.66	1	11:14.78								
28	2:00.60	10	3:54.16	64	5:45.41	64	7:37.36	64	9:29.22	64	11:21.03								
64	2:01.58	7	3:55.03	7	5:46.59	7	7:39.11	7	9:29.95	95	11:21.65								
7	2:01.86	95	3:56.09	95	5:47.26	95	7:39.48	95	9:30.65	7	11:22.78								
10	2:02.29	2	3:58.06	2	5:47.74	2	7:40.04	2	9:31.51	18	11:28.17								
95	2:03.81	6	4:00.49	6	5:52.70	6	7:44.26	6	9:36.14	14	11:28.82								
6	2:05.69	18	4:01.15	18	5:53.29	18	7:44.99	18	9:36.52	6	11:29.88								
18	2:05.73	5	4:01.61	14	5:53.84	14	7:45.14	14	9:36.69	5	11:31.64								
2	2:05.83	14	4:02.08	5	5:55.43	5	7:47.95	5	9:39.50	4	11:32.53								
5	2:07.49	4	4:03.76	4	5:56.90	4	7:49.27	4	9:40.96	11	11:32.97								
14	2:08.54	24	4:04.66	11	6:01.81	11	7:52.95	11	9:43.20	24	11:51.54								
4	2:08.58	26	4:07.79	26	6:05.16	26	8:00.91	26	9:56.58	26	11:52.73								
24	2:09.87	11	4:07.91	24	6:05.47	24	8:01.74	24	9:57.44	17	12:02.55								
26	2:11.44	17	4:11.06	17	6:08.38	17	8:06.32	17	10:04.04	42	12:18.05								
17	2:14.08	42	4:12.85	42	6:12.00	42	8:13.18	42	10:14.23										
42	2:14.82																		

# Lap Chart

## 750 Motor Club MR2 Championship (Class B) - Race 5

Lap 1		Lap 2		Lap 3		Lap 4		Lap 5		Lap 6		Lap 7		Lap 8		Lap 9		Lap 10	
No	Time Behind	No	Time Behind	No	Time Behind	No	Time Behind	No	Time Behind	No	Time Behind	No	Time Behind	No	Time Behind	No	Time Behind	No	Time Behind
73	1:53.78	73	1:48.68	73	1:48.97	73	1:48.37	73	1:48.32	73	1:49.60								
58	1:53.72 0.65	58	1:49.38 1.35	58	1:48.87 1.25	58	1:48.53 1.41	58	1:48.82 1.91	58	1:49.72 2.03								
88	1:53.78 1.37	88	1:49.19 1.88	88	1:49.18 2.09	88	1:48.49 2.21	88	1:49.06 2.95	88	1:49.10 2.45								
11	1:53.97 1.91	80	1:49.57 3.59	80	1:49.13 3.75	80	1:49.33 4.71	80	1:49.20 5.59	80	1:50.59 6.58								
80	1:53.61 2.70	1	1:50.81 5.81	1	1:50.60 7.44	1	1:50.05 9.12	1	1:51.73 12.53	10	1:49.86 13.06								
1	1:55.08 3.68	64	1:52.17 8.55	10	1:50.31 10.30	10	1:48.40 10.33	10	1:50.79 12.80	1	1:51.39 14.32								
28	1:57.44 4.08	10	1:51.87 8.96	64	1:51.66 11.24	64	1:51.95 14.82	64	1:51.86 18.36	64	1:51.81 20.57								
64	1:55.49 5.06	7	1:53.17 9.83	7	1:51.56 12.42	7	1:52.52 16.57	7	1:50.84 19.09	95	1:51.00 21.19								
7	1:56.58 5.34	95	1:52.28 10.89	95	1:51.17 13.09	95	1:52.22 16.94	95	1:51.17 19.79	7	1:52.83 22.32								
10	1:56.41 5.77	2	1:52.23 12.86	2	1:49.68 13.57	2	1:52.30 17.50	2	1:51.47 20.65	18	1:51.65 27.71								
95	1:58.88 7.29	6	1:54.80 15.29	6	1:52.21 18.53	6	1:51.56 21.72	6	1:51.88 25.28	14	1:52.13 28.36								
6	1:58.92 9.17	18	1:55.42 15.95	18	1:52.14 19.12	18	1:51.70 22.45	18	1:51.53 25.66	6	1:53.74 29.42								
18	1:59.20 9.21	5	1:54.12 16.41	14	1:51.76 19.67	14	1:51.30 22.60	14	1:51.55 25.83	5	1:52.14 31.18								
2	1:59.52 9.31	14	1:53.54 16.88	5	1:53.82 21.26	5	1:52.52 25.41	5	1:51.55 28.64	4	1:51.57 32.07								
5	2:00.32 10.97	4	1:55.18 18.56	4	1:53.14 22.73	4	1:52.37 26.73	4	1:51.69 30.10	11	1:49.77 32.51								
14	2:00.74 12.02	24	1:54.79 19.46	11	1:53.90 27.64	11	1:51.14 30.41	11	1:50.25 32.34	24	1:54.10 51.08								
4	2:01.57 12.06	26	1:56.35 22.59	26	1:57.37 30.99	26	1:55.75 38.37	26	1:55.67 45.72	26	1:56.15 52.27								
24	2:02.21 13.35	11	2:09.48 22.71	24	2:00.81 31.30	24	1:56.27 39.20	24	1:55.70 46.58	17	1:58.511:02.09								
26	2:03.98 14.92	17	1:56.98 25.86	17	1:57.32 34.21	17	1:57.94 43.78	17	1:57.72 53.18	42	2:03.821:17.59								
17	2:06.06 17.56	42	1:58.03 27.65	42	1:59.15 37.83	42	2:01.18 50.64	42	2:01.051:03.37										
42	2:06.76 18.30																		

# RACE GRID

## 750 Motor Club MR2 Championship (Class B)

### Race 11

ROW 12		<b>42</b> Chris STEWART	
ROW 11	<b>17</b> Marcus MAHY		<b>14</b> Rob HORSFIELD
ROW 10	<b>4</b> Nick JONES	<b>24</b> Alex HODGKINSON	
ROW 9	<b>26</b> Jeff HOLDEN		<b>5</b> Lee BULLOCK
ROW 8	<b>18</b> David HENDERSON	<b>2</b> Rowland WOOLLEY	
ROW 7	<b>6</b> Clive MORPHETT		<b>64</b> Matthew MARSH
ROW 6	<b>80</b> Adam LITCHFIELD	<b>7</b> John WILSON	
ROW 5	<b>10</b> Alan HENDERSON		<b>95</b> Anthony DAY
ROW 4	<b>28</b> Zac CHAPMAN	<b>1</b> Patrick MORTELL	
ROW 3	<b>88</b> Alric KITSON		<b>73</b> Mark JESSOP
ROW 2	<b>16</b> Dominic JACKSON	<b>12</b> Phil WILSON	
ROW 1	<b>58</b> Steve LUMLEY		<b>11</b> David LITCHFIELD

**POLE**



## Provisional Results - Race 11

### 750 Motor Club MR2 Championship (Class B)

Pl	No	Cl	Name	Car	Laps	Time	Behind	MPH	Best Lap on	MPH
1	73	MRB	Mark JESSOP	Toyota MR2 Mk2	9	16:13.23		72.81	1:46.28	4 74.08
2	58	MRB	Steve LUMLEY	Toyota MR2 Mk2	9	16:17.45	4.22	72.49	1:46.60	4 73.86
3	88	MRB	Alric KITSON	Toyota MR2 Mk2	9	16:31.07	17.84	71.50	1:47.37	5 73.33
4	16	MRB	Dominic JACKSON	Toyota MR2 Mk2	9	16:33.42	20.19	71.33	1:48.89	6 72.30
5	80	MRB	Adam LITCHFIELD	Toyota MR2 Mk2	9	16:33.67	20.44	71.31	1:47.70	7 73.10
6	10	MRB	Alan HENDERSON	Toyota MR2 Mk2	9	16:34.12	20.89	71.28	1:47.57	7 73.19
7	28	MRB	Zac CHAPMAN	Toyota MR2 Mk2	9	16:34.81	21.58	71.23	1:48.35	7 72.66
8	1	MRB	Patrick MORTELL	Toyota MR2 Mk2	9	16:35.11	21.88	71.21	1:48.47	7 72.58
9	95	MRB	Anthony DAY	Toyota MR2 Mk2	9	16:42.57	29.34	70.68	1:49.45	6 71.93
10	64	MRB	Matthew MARSH	Toyota MR2 Mk2	9	16:44.06	30.83	70.57	1:49.59	8 71.84
11	2	MRB	Rowland WOOLLEY	Toyota MR2 Mk2	9	16:48.26	35.03	70.28	1:49.78	7 71.72
12	18	MRB	David HENDERSON	Toyota MR2 Mk2	9	16:49.27	36.04	70.21	1:50.28	3 71.39
13	6	MRB	Clive MORPHETT	Toyota MR2 Mk2	9	16:53.48	40.25	69.92	1:50.40	2 71.32
14	7	MRB	John WILSON	Toyota MR2 Mk2	9	16:54.03	40.80	69.88	1:49.69	2 71.78
15	5	MRB	Lee BULLOCK	Toyota MR2 Mk2	9	17:00.15	46.92	69.46	1:50.60	5 71.19
16	24	MRB	Alex HODGKINSON	Toyota MR2 Mk2	9	17:13.87	1:00.64	68.54	1:50.95	5 70.96
17	26	MRB	Jeff HOLDEN	Toyota MR2 Mk2	9	17:14.65	1:01.42	68.49	1:52.26	3 70.13
18	14	MRB	Rob HORSFIELD	Toyota MR2 Mk2	9	17:14.90	1:01.67	68.47	1:49.84	8 71.68
19	17	MRB	Marcus MAHY	Toyota MR2 Mk2	9	17:40.17	1:26.94	66.84	1:55.73	8 68.03
<b><u>Not-Classified</u></b>										
11	MRB	David LITCHFIELD	Toyota MR2 Mk2	8	14:46.66	DNF	71.04	1:48.75	7 72.40	
<b><u>Non-Starters</u></b>										
12	MRB	Phil WILSON	Toyota MR2 Mk2							
4	MRB	Nick JONES	Toyota MR2 Mk2							
42	MRB	Chris STEWART	Toyota MR2 Mk2							
<b><u>Fastest Lap</u></b>										
73	MRB	Mark JESSOP	Toyota MR2 Mk2					1:46.28	4 74.08	

Weather / Track: Sunny / Dry

Start Time : 17:51

Cadwell Park Full

05 Jul 08 18:10

Clerk of Course :	Time Issued :	Chief Timekeeper : Terry Stevens
-------------------	---------------	----------------------------------

THESE RESULTS REMAIN PROVISIONAL FOR A MINIMUM OF 30 MINUTES FROM THE TIME OF ISSUE AND UNTIL ALL JUDICIAL AND TECHNICAL MATTERS HAVE BEEN SETTLED

# Lap Chart

## 750 Motor Club MR2 Championship (Class B) - Race 11

Lap 1		Lap 2		Lap 3		Lap 4		Lap 5		Lap 6		Lap 7		Lap 8		Lap 9		Lap 10	
No	Time	No	Time	No	Time	No	Time	No	Time	No	Time	No	Time	No	Time	No	Time	No	Time
58	1:54.68	58	3:42.56	73	5:30.27	73	7:16.55	73	9:03.64	73	10:50.32	73	12:37.44	73	14:24.45	73	16:13.23		
73	1:55.18	73	3:42.90	58	5:31.39	58	7:17.99	58	9:05.50	58	10:52.60	58	12:40.51	58	14:28.89	58	16:17.45		
16	1:56.71	16	3:45.86	16	5:34.77	16	7:24.01	16	9:13.66	16	11:02.55	16	12:52.54	88	14:42.99	88	16:31.07		
11	1:57.29	1	3:46.50	1	5:35.25	11	7:26.55	88	9:14.03	88	11:02.70	88	12:52.67	16	14:43.49	16	16:33.42		
1	1:57.96	11	3:46.70	11	5:35.63	88	7:26.66	11	9:16.58	10	11:05.57	10	12:53.14	10	14:43.78	80	16:33.67		
88	1:58.33	88	3:47.10	88	5:36.03	28	7:27.36	80	9:16.96	80	11:06.06	80	12:53.76	80	14:44.08	10	16:34.12		
28	1:58.87	28	3:47.56	28	5:36.58	10	7:27.94	10	9:17.23	28	11:06.69	28	12:55.04	28	14:44.60	28	16:34.81		
95	1:59.69	10	3:48.06	10	5:37.08	80	7:28.05	28	9:17.74	1	11:08.22	1	12:56.69	1	14:45.25	1	16:35.11		
10	1:59.86	95	3:49.94	80	5:38.52	1	7:28.81	1	9:18.50	11	11:08.85	11	12:57.60	11	14:46.66	95	16:42.57		
80	2:00.49	80	3:49.98	95	5:39.80	95	7:30.40	95	9:20.34	95	11:09.79	95	13:00.48	95	14:51.16	64	16:44.06		
7	2:01.18	7	3:50.87	7	5:40.61	64	7:32.94	64	9:22.76	64	11:12.59	64	13:02.37	64	14:51.96	2	16:48.26		
64	2:01.84	64	3:52.22	64	5:42.24	18	7:34.05	18	9:24.74	2	11:15.73	2	13:05.51	2	14:55.56	18	16:49.27		
18	2:02.34	18	3:52.69	18	5:42.97	2	7:34.78	2	9:24.99	18	11:16.25	18	13:06.79	18	14:57.93	6	16:53.48		
6	2:02.85	6	3:53.25	6	5:44.31	6	7:36.86	6	9:27.39	7	11:19.66	6	13:11.46	6	15:02.29	7	16:54.03		
26	2:03.74	2	3:54.19	2	5:44.63	7	7:37.91	7	9:27.67	6	11:20.23	7	13:12.28	7	15:03.00	5	17:00.15		
2	2:04.03	26	3:56.45	26	5:48.71	26	7:42.42	5	9:33.43	5	11:24.27	5	13:15.37	5	15:06.46	24	17:13.87		
5	2:05.59	5	3:57.24	5	5:49.25	5	7:42.83	14	9:33.92	26	11:31.37	26	13:25.29	26	15:18.28	26	17:14.65		
14	2:06.45	14	3:58.51	14	5:50.13	14	7:43.35	26	9:36.92	24	11:34.00	24	13:26.23	24	15:19.06	14	17:14.90		
17	2:08.66	17	4:04.68	24	6:00.19	24	7:52.02	24	9:42.97	14	11:42.12	14	13:32.89	14	15:22.73	17	17:40.17		
24	2:09.44	24	4:05.64	17	6:02.21	17	7:57.95	17	9:54.57	17	11:51.88	17	13:48.19	17	15:43.92				

# Lap Chart

## 750 Motor Club MR2 Championship (Class B) - Race 11

Lap 1			Lap 2			Lap 3			Lap 4			Lap 5			Lap 6			Lap 7			Lap 8			Lap 9			Lap 10					
No	Time	Behind	No	Time	Behind	No	Time	Behind	No	Time	Behind	No	Time	Behind	No	Time	Behind	No	Time	Behind	No	Time	Behind	No	Time	Behind	No	Time	Behind			
58	1:53.84		58	1:47.88		73	1:47.37		73	1:46.28		73	1:47.09		73	1:46.68		73	1:47.12		73	1:47.01		73	1:48.78							
73	1:53.11	0.50	73	1:47.72	0.34	58	1:48.83	1.12	58	1:46.60	1.44	58	1:47.51	1.86	58	1:47.10	2.28	58	1:47.91	3.07	58	1:48.38	4.44	58	1:48.56	4.22						
16	1:54.98	2.03	16	1:49.15	3.30	16	1:48.91	4.50	16	1:49.24	7.46	16	1:49.65	10.02	16	1:48.89	12.23	16	1:49.99	15.10	88	1:50.32	18.54	88	1:48.08	17.84						
11	1:56.08	2.61	1	1:48.54	3.94	1	1:48.75	4.98	11	1:50.92	10.00	88	1:47.37	10.39	88	1:48.67	12.38	88	1:49.97	15.23	16	1:50.95	19.04	16	1:49.93	20.19						
1	1:55.34	3.28	11	1:49.41	4.14	11	1:48.93	5.36	88	1:50.63	10.11	11	1:50.03	12.94	10	1:48.34	15.25	10	1:47.57	15.70	10	1:50.64	19.33	80	1:49.59	20.44						
88	1:56.17	3.65	88	1:48.77	4.54	88	1:48.93	5.76	28	1:50.78	10.81	80	1:48.91	13.32	80	1:49.10	15.74	80	1:47.70	16.32	80	1:50.32	19.63	10	1:50.34	20.89						
28	1:55.99	4.19	28	1:48.69	5.00	28	1:49.02	6.31	10	1:50.86	11.39	10	1:49.29	13.59	28	1:48.95	16.37	28	1:48.35	17.60	28	1:49.56	20.15	28	1:50.21	21.58						
95	1:56.43	5.01	10	1:48.20	5.50	10	1:49.02	6.81	80	1:49.53	11.50	28	1:50.38	14.10	1	1:49.72	17.90	1	1:48.47	19.25	1	1:48.56	20.80	1	1:49.86	21.88						
10	1:56.64	5.18	95	1:50.25	7.38	80	1:48.54	8.25	1	1:53.56	12.26	1	1:49.69	14.86	11	1:52.27	18.53	11	1:48.75	20.16	11	1:49.06	22.21	95	1:51.41	29.34						
80	1:56.82	5.81	80	1:49.49	7.42	95	1:49.86	9.53	95	1:50.60	13.85	95	1:49.94	16.70	95	1:49.45	19.47	95	1:50.69	23.04	95	1:50.68	26.71	64	1:52.10	30.83						
7	1:57.62	6.50	7	1:49.69	8.31	7	1:49.74	10.34	64	1:50.70	16.39	64	1:49.82	19.12	64	1:49.83	22.27	64	1:49.78	24.93	64	1:49.59	27.51	2	1:52.70	35.03						
64	1:57.86	7.16	64	1:50.38	9.66	64	1:50.02	11.97	18	1:51.08	17.50	18	1:50.69	21.10	2	1:50.74	25.41	2	1:49.78	28.07	2	1:50.05	31.11	18	1:51.34	36.04						
18	1:57.82	7.66	18	1:50.35	10.13	18	1:50.28	12.70	2	1:50.15	18.23	2	1:50.21	21.35	18	1:51.51	25.93	18	1:50.54	29.35	18	1:51.14	33.48	6	1:51.19	40.25						
6	1:58.55	8.17	6	1:50.40	10.69	6	1:51.06	14.04	6	1:52.55	20.31	6	1:50.53	23.75	7	1:51.99	29.34	6	1:51.23	34.02	6	1:50.83	37.84	7	1:51.03	40.80						
26	1:58.73	9.06	2	1:50.16	11.63	2	1:50.44	14.36	7	1:57.30	21.36	7	1:49.76	24.03	6	1:52.84	29.91	7	1:52.62	34.84	7	1:50.72	38.55	5	1:53.69	46.92						
2	1:59.49	9.35	26	1:52.71	13.89	26	1:52.26	18.44	26	1:53.71	25.87	5	1:50.60	29.79	5	1:50.84	33.95	5	1:51.10	37.93	5	1:51.09	42.01	24	1:54.81	1:00.64						
5	2:00.72	10.91	5	1:51.65	14.68	5	1:52.01	18.98	5	1:53.58	26.28	14	1:50.57	30.28	26	1:54.45	41.05	26	1:53.92	47.85	26	1:52.99	53.83	26	1:56.37	1:01.42						
14	2:00.40	11.77	14	1:52.06	15.95	14	1:51.62	19.86	14	1:53.22	26.80	26	1:54.50	33.28	24	1:51.03	43.68	24	1:52.23	48.79	24	1:52.83	54.61	14	1:52.17	1:01.67						
17	2:02.19	13.98	17	1:56.02	22.12	24	1:54.55	29.92	24	1:51.83	35.47	24	1:50.95	39.33	14	2:08.20	51.80	14	1:50.77	55.45	14	1:49.84	58.28	17	1:56.25	1:26.94						
24	2:03.66	14.76	24	1:56.20	23.08	17	1:57.53	31.94	17	1:55.74	41.40	17	1:56.62	50.93	17	1:57.31	1:01.56	17	1:56.31	1:10.75	17	1:55.73	1:19.47									