



### Qualifying 8

PI	No	Cl	Name	Car	Laps	Time on Lap	Behind	MPH	
1	117	M3	Adam SHEPHERD	BMW E46 M3	6	1:37.19	3	75.93	
2	4	M3	Simon WALKER-HANSELL	BMW E46 M3	7	1:37.19	7	75.93	
3	99	M3	Carl SHIELD	BMW E46 M3	7	1:37.37	5	0.18	75.79
4	26	M3	Paul COOK	BMW E46 M3	7	1:38.15	3	0.96	75.19
5	10	M3	David WHITMORE	BMW E46 M3	6	1:39.20	3	2.01	74.40
6	47	M3	Wayne LEWIS	BMW E46 M3	6	1:39.29	3	2.10	74.33
7	48	M3	Tom COLLER	BMW E46 M3	7	1:39.93	5	2.74	73.85
8	11	M3	Nick WILLIAMSON	BMW E46 M3	5	1:40.83	4	3.64	73.19
9	80	M3	Russell CLARKE/SEE NOTE	BMW E46 M3	6	1:41.25	5	4.06	72.89
10	61	Inv	Rob MEREDITH	BMW E46 M3	6	1:41.75	6	4.56	72.53
11	9	M3	Amur ZARIF/SEE NOTE	BMW E46 M3	4	1:42.10	3	4.91	72.28
12	27	330	Lewis CARTER	BMW 330	6	1:43.13	5	5.94	71.56
13	25	330	Darren BALL	BMW 330	6	1:43.78	5	6.59	71.11
14	83	330	Matt MAXTED	BMW 330	6	1:44.43	4	7.24	70.67
15	22	330	Neil TROTTER	BMW 330	6	1:44.45	6	7.26	70.66
16	67	330	David DRINKWATER	BMW 330	6	1:45.07	5	7.88	70.24
17	8	330	Bill REDDROP	BMW 330	5	1:46.32	5	9.13	69.41
18	82	330	Andrew LIGHTSTEAD	BMW 330	6	1:48.71	3	11.52	67.89
19	16	M3	Jamie INGRAM	BMW E46 M3	1	1:56.92	1	19.73	63.12

#### Not-Seen

19	SC	Martin REYNOLDS	Mini Cooper S
3	M3	Alex KNIGHT	BMW E46 M3
33	M3	Luke SEDZIKOWSKI	BMW E46 M3

No 4 - best lap disallowed - track limits. No 9 & 80 - NO TRANSPONDER. YOU WILL NOT BE TIMED IN RACING IF NOT FIXED.

Weather / Track:

Start Time : 09:40

Rockingham ISSL

10 Sep 17 10:12

Clerk of Course :	Time Issued :	Chief Timekeeper : Terry Stevens
-------------------	---------------	----------------------------------


THESE RESULTS REMAIN PROVISIONAL FOR A MINIMUM OF 30 MINUTES FROM THE TIME OF ISSUE AND UNTIL ALL JUDICIAL AND TECHNICAL MATTERS HAVE BEEN SETTLED.

# Tegiwa M3 Cup + MTEC Brakes 330 Challenge + Super Cooper Cup


## LAP TIMES - Qualifying 8

<b>4</b>	<b>Simon WALKER-HANSELL</b>									
<b>Lap</b>	<b>1</b>	<b>2</b>	<b>3</b>	<b>4</b>	<b>5</b>	<b>6</b>	<b>7</b>	<b>8</b>	<b>9</b>	<b>10</b>
1	1:53.34	11:33.16	1:37.28	1:37.22	1:43.57	1:38.37	1:37.19			
<b>8</b>	<b>Bill REDDROP</b>									
<b>Lap</b>	<b>1</b>	<b>2</b>	<b>3</b>	<b>4</b>	<b>5</b>	<b>6</b>	<b>7</b>	<b>8</b>	<b>9</b>	<b>10</b>
1	2:17.78	11:55.46	1:48.31	1:53.67	1:46.32					
<b>9</b>	<b>Amur ZARIF</b>									
<b>Lap</b>	<b>1</b>	<b>2</b>	<b>3</b>	<b>4</b>	<b>5</b>	<b>6</b>	<b>7</b>	<b>8</b>	<b>9</b>	<b>10</b>
1	15:52.25	1:42.55	1:42.10	1:42.16						
<b>10</b>	<b>David WHITMORE</b>									
<b>Lap</b>	<b>1</b>	<b>2</b>	<b>3</b>	<b>4</b>	<b>5</b>	<b>6</b>	<b>7</b>	<b>8</b>	<b>9</b>	<b>10</b>
1	1:49.28	11:38.91	1:39.20	1:39.49	1:45.59	3:11.47				
<b>11</b>	<b>Nick WILLIAMSON</b>									
<b>Lap</b>	<b>1</b>	<b>2</b>	<b>3</b>	<b>4</b>	<b>5</b>	<b>6</b>	<b>7</b>	<b>8</b>	<b>9</b>	<b>10</b>
1	1:54.25	14:29.30	1:41.59	1:40.83	1:40.83					
<b>16</b>	<b>Jamie INGRAM</b>									
<b>Lap</b>	<b>1</b>	<b>2</b>	<b>3</b>	<b>4</b>	<b>5</b>	<b>6</b>	<b>7</b>	<b>8</b>	<b>9</b>	<b>10</b>
1	1:56.92									
<b>22</b>	<b>Neil TROTTER</b>									
<b>Lap</b>	<b>1</b>	<b>2</b>	<b>3</b>	<b>4</b>	<b>5</b>	<b>6</b>	<b>7</b>	<b>8</b>	<b>9</b>	<b>10</b>
1	2:15.84	12:01.79	1:47.50	1:49.29	1:45.13	1:44.45				
<b>25</b>	<b>Darren BALL</b>									
<b>Lap</b>	<b>1</b>	<b>2</b>	<b>3</b>	<b>4</b>	<b>5</b>	<b>6</b>	<b>7</b>	<b>8</b>	<b>9</b>	<b>10</b>
1	2:20.12	11:46.79	1:45.65	1:43.96	1:43.78	1:44.25				
<b>26</b>	<b>Paul COOK</b>									
<b>Lap</b>	<b>1</b>	<b>2</b>	<b>3</b>	<b>4</b>	<b>5</b>	<b>6</b>	<b>7</b>	<b>8</b>	<b>9</b>	<b>10</b>
1	1:51.01	11:42.02	1:38.15	1:38.84	1:39.02	1:39.05	1:50.12			
<b>27</b>	<b>Lewis CARTER</b>									
<b>Lap</b>	<b>1</b>	<b>2</b>	<b>3</b>	<b>4</b>	<b>5</b>	<b>6</b>	<b>7</b>	<b>8</b>	<b>9</b>	<b>10</b>
1	2:29.23	11:56.71	1:43.34	1:44.32	1:43.13	1:43.30				
<b>47</b>	<b>Wayne LEWIS</b>									
<b>Lap</b>	<b>1</b>	<b>2</b>	<b>3</b>	<b>4</b>	<b>5</b>	<b>6</b>	<b>7</b>	<b>8</b>	<b>9</b>	<b>10</b>
1	1:54.59	11:56.91	1:39.29	1:41.19	1:40.41	2:17.40				
<b>48</b>	<b>Tom COLLER</b>									
<b>Lap</b>	<b>1</b>	<b>2</b>	<b>3</b>	<b>4</b>	<b>5</b>	<b>6</b>	<b>7</b>	<b>8</b>	<b>9</b>	<b>10</b>
1	1:55.27	11:57.95	1:40.20	1:40.33	1:39.93	1:39.99	1:40.55			
<b>61</b>	<b>Rob MEREDITH</b>									
<b>Lap</b>	<b>1</b>	<b>2</b>	<b>3</b>	<b>4</b>	<b>5</b>	<b>6</b>	<b>7</b>	<b>8</b>	<b>9</b>	<b>10</b>
1	2:18.26	11:41.90	1:44.10	1:42.03	1:42.22	1:41.75				

<b>67</b>	<b>David DRINKWATER</b>									
<b>Lap</b>	<b>1</b>	<b>2</b>	<b>3</b>	<b>4</b>	<b>5</b>	<b>6</b>	<b>7</b>	<b>8</b>	<b>9</b>	<b>10</b>
1	2:03.69	11:55.76	1:45.67	1:45.37	1:45.07	1:45.11				
<b>80</b>	<b>Russell CLARKE</b>									
<b>Lap</b>	<b>1</b>	<b>2</b>	<b>3</b>	<b>4</b>	<b>5</b>	<b>6</b>	<b>7</b>	<b>8</b>	<b>9</b>	<b>10</b>
1	1:56.65	12:00.74	1:42.07	1:41.28	1:41.25	1:41.84				
<b>82</b>	<b>Andrew LIGHTSTEAD</b>									
<b>Lap</b>	<b>1</b>	<b>2</b>	<b>3</b>	<b>4</b>	<b>5</b>	<b>6</b>	<b>7</b>	<b>8</b>	<b>9</b>	<b>10</b>
1	2:33.34	11:39.63	1:48.71	1:51.17	1:48.78	1:49.79				
<b>83</b>	<b>Matt MAXTED</b>									
<b>Lap</b>	<b>1</b>	<b>2</b>	<b>3</b>	<b>4</b>	<b>5</b>	<b>6</b>	<b>7</b>	<b>8</b>	<b>9</b>	<b>10</b>
1	1:59.26	12:00.60	1:48.80	1:44.43	1:45.07	1:44.68				
<b>99</b>	<b>Carl SHIELD</b>									
<b>Lap</b>	<b>1</b>	<b>2</b>	<b>3</b>	<b>4</b>	<b>5</b>	<b>6</b>	<b>7</b>	<b>8</b>	<b>9</b>	<b>10</b>
1	1:45.96	11:38.36	1:37.76	1:37.67	1:37.37	1:37.83	1:46.79			
<b>117</b>	<b>Adam SHEPHERD</b>									
<b>Lap</b>	<b>1</b>	<b>2</b>	<b>3</b>	<b>4</b>	<b>5</b>	<b>6</b>	<b>7</b>	<b>8</b>	<b>9</b>	<b>10</b>
1	1:42.02	11:40.14	1:37.19	1:37.62	1:38.29	1:41.97				



# RACE GRID



## Tegiwa M3 Cup & MTec Brakes 330 Challenge + Super Cooper Cup

### Race 14

ROW 12		
ROW 11		<b>67</b> 01:45.070 David DRINKWATER
ROW 10	<b>82</b> 01:48.710 Andrew LIGHTSTEAD	<b>8</b> 01:46.320 Bill REDDROP
ROW 9	<b>22</b> 01:44.450 Neil TROTTER	<b>83</b> 01:44.430 Matt MAXTED
ROW 8	<b>25</b> 01:43.780 Darren BALL	<b>27</b> 01:43.130 Lewis CARTER
ROW 7		
ROW 6		<b>16</b> 01:56.920 Jamie INGRAM
ROW 5	<b>9</b> 01:42.100 Amur ZARIF	<b>80</b> 01:41.250 Russell CLARKE
ROW 4	<b>11</b> 01:40.830 Nick WILLIAMSON	<b>48</b> 01:39.930 Tom COLLER
ROW 3	<b>47</b> 01:39.290 Wayne LEWIS	<b>10</b> 01:39.200 David WHITMORE
ROW 2	<b>26</b> 01:38.150 Paul COOK	<b>99</b> 01:37.370 Carl SHIELD
ROW 1	<b>4</b> 01:37.190 Simon WALKER-HANSEL	<b>117</b> 01:37.190 Adam SHEPHERD

**POLE**

10 SECOND DELAY BEFORE SECOND GROUP. No 67 grid position penalty from Silverstone.



Provisional Results - Race 14

Pl	No	Cl	Name	Car	Laps	Time	Behind	MPH	Best Lap on	MPH
1	99	M3	Carl SHIELD	BMW E46 M3	12	19:54.60		74.13	1:38.30	9 75.08
2	117	M3	Adam SHEPHERD	BMW E46 M3	12	19:56.06	1.46	74.04	1:38.72	9 74.76
3	26	M3	Paul COOK	BMW E46 M3	12	20:05.03	10.43	73.49	1:39.05	5 74.51
4	10	M3	David WHITMORE	BMW E46 M3	12	20:05.33	10.73	73.47	1:39.02	3 74.53
5	4	M3	Simon WALKER-HANSELL	BMW E46 M3	12	20:06.37	11.77	73.41	1:38.18	8 75.17
6	47	M3	Wayne LEWIS	BMW E46 M3	12	20:22.44	27.84	72.45	1:39.84	2 73.92
7	48	M3	Tom COLLER	BMW E46 M3	12	20:31.83	37.23	71.89	1:40.89	2 73.15
8	61	Inv	Rob MEREDITH	BMW E46 M3	12	20:36.72	42.12	71.61	1:40.94	6 73.11
9	16	M3	Jamie INGRAM	BMW E46 M3	12	20:41.52	46.92	71.33	1:40.90	2 73.14
10	11	M3	Nick WILLIAMSON	BMW E46 M3	12	20:43.34	48.74	71.23	1:40.21	10 73.65
11	9	M3	Amur ZARIF	BMW E46 M3	12	20:46.07	51.47	71.07	1:40.18	2 73.67
12	27	330	Lewis CARTER	BMW 330	12	21:14.48	1:19.88	69.49	1:44.07	5 70.91
13	67	330	David DRINKWATER	BMW 330	12	21:16.86	1:22.26	69.36	1:44.28	11 70.77
14	83	330	Matt MAXTED	BMW 330	12	21:29.55	1:34.95	68.68	1:44.67	4 70.51
15	22	330	Neil TROTTER	BMW 330	11	19:52.92	1 Lap	68.05	1:45.78	3 69.77
16	8	330	Bill REDDROP	BMW 330	11	20:06.96	1 Lap	67.26	1:47.38	3 68.73
17	82	330	Andrew LIGHTSTEAD	BMW 330	11	20:15.88	1 Lap	66.77	1:47.70	8 68.52
18	19	SC	Martin REYNOLDS	Mini Cooper S	11	21:25.66	1 Lap	63.14	1:51.43	5 66.23

Not-Classified

25	330	Darren BALL	BMW 330	9	16:49.16	DNF	65.82	1:44.34	4	70.73
80	M3	Russell CLARKE	BMW E46 M3	0		Starter				

Fastest Lap

4	M3	Simon WALKER-HANSELL	BMW E46 M3					1:38.18	8	75.17
61	Inv	Rob MEREDITH	BMW E46 M3					1:40.94	6	73.11
27	330	Lewis CARTER	BMW 330					1:44.07	5	70.91
19	SC	Martin REYNOLDS	Mini Cooper S					1:51.43	5	66.23

Track limits penalties: 4 - 15s; 16 - 5s. No 80 - no transponder, not timed - Q12.2.1

Weather / Track:

Start Time : 14:20

Rockingham ISSL

10 Sep 17 14:45

Clerk of Course :	Time Issued :	Chief Timekeeper : Terry Stevens
-------------------	---------------	----------------------------------

THESE RESULTS REMAIN PROVISIONAL FOR A MINIMUM OF 30 MINUTES FROM THE TIME OF ISSUE AND UNTIL ALL JUDICIAL AND TECHNICAL MATTERS HAVE BEEN SETTLED.

# Lap Chart

## Tegiwa M3 Cup & MTec Brakes 330 Challenge + Super Cooper Cup - Race 14

Lap 1		Lap 2		Lap 3		Lap 4		Lap 5		Lap 6		Lap 7		Lap 8		Lap 9		Lap 10	
No	Time	No	Time	No	Time	No	Time	No	Time	No	Time	No	Time	No	Time	No	Time	No	Time
117	1:44.66	117	3:23.82	117	5:03.29	99	6:42.98	99	8:21.48	4	10:00.60	4	11:38.84	4	13:17.02	4	14:55.22	4	16:33.70
99	1:45.34	99	3:24.30	99	5:03.72	117	6:43.45	4	8:22.15	99	10:01.01	99	11:39.61	99	13:18.23	99	14:56.53	99	16:35.73
4	1:45.90	4	3:24.72	4	5:04.07	4	6:43.80	117	8:22.73	117	10:01.52	117	11:40.28	117	13:19.07	117	14:57.79	117	16:37.24
26	1:47.10	26	3:26.37	26	5:05.65	26	6:45.33	26	8:24.38	26	10:03.65	26	11:43.09	26	13:22.97	26	15:03.33	82	16:37.92 *1
10	1:48.14	10	3:27.40	10	5:06.42	10	6:46.16	10	8:25.49	10	10:05.24	10	11:44.92	10	13:24.47	10	15:03.97	26	16:43.40
47	1:48.86	47	3:28.70	47	5:09.39	47	6:49.96	47	8:30.20	47	10:11.15	47	11:52.21	47	13:34.10	47	15:16.17	10	16:43.70
9	1:49.83	9	3:30.01	9	5:11.26	9	6:52.66	9	8:34.64	9	10:16.10	9	11:58.03	19	13:37.37 *1	11	15:21.42	25	16:49.16 *1
11	1:51.31	11	3:32.70	11	5:14.79	11	6:55.93	11	8:38.31	11	10:19.34	11	11:59.80	9	13:39.84	48	15:27.10	47	16:57.47
16	1:52.11	16	3:33.01	16	5:15.20	16	6:56.56	16	8:38.69	16	10:20.16	16	12:02.49	11	13:40.69	16	15:27.47	11	17:01.63
48	1:52.51	48	3:33.40	48	5:15.52	48	6:56.87	48	8:39.08	48	10:20.82	48	12:03.10	16	13:43.87	61	15:27.74	48	17:08.82
61	1:53.80	61	3:35.40	61	5:17.42	61	6:58.85	61	8:40.57	61	10:21.51	61	12:03.52	48	13:44.41	9	15:28.86	16	17:09.56
27	2:02.47	27	3:47.08	27	5:31.36	27	7:15.59	27	8:59.66	27	10:44.26	27	12:29.05	61	13:44.87	19	15:36.46 *1	61	17:09.78
25	2:03.88	25	3:48.98	25	5:34.06	25	7:18.40	25	9:02.98	25	10:47.64	25	12:32.55	27	14:13.84	27	15:58.22	9	17:11.69
67	2:04.89	67	3:49.74	67	5:34.82	67	7:19.49	67	9:04.27	67	10:48.61	67	12:32.92	25	14:16.95	67	16:03.02	19	17:32.70 *1
83	2:05.35	83	3:50.84	83	5:35.73	83	7:20.40	83	9:05.10	83	10:50.36	83	12:36.34	67	14:17.66	83	16:08.17	27	17:43.18
22	2:07.36	22	3:53.65	22	5:39.43	22	7:26.02	22	9:11.81	22	10:58.00	22	12:44.31	83	14:21.90	22	16:19.01	67	17:47.69
82	2:08.52	8	3:56.76	8	5:44.14	8	7:31.74	8	9:19.22	8	11:06.88	8	12:54.48	22	14:31.48	8	16:30.29	83	17:55.14
8	2:08.57	82	3:59.42	82	5:48.06	82	7:36.28	82	9:24.37	82	11:12.58	82	13:00.57	8	14:42.06			22	18:05.55
19	2:12.35	19	4:05.61	19	5:58.42	19	7:51.13	19	9:42.56	19	11:35.44			82	14:48.27				

# Lap Chart

## Tegiwa M3 Cup & MTec Brakes 330 Challenge + Super Cooper Cup - Race 14

Lap 11		Lap 12		Lap 13		Lap 14		Lap 15		Lap 16		Lap 17		Lap 18		Lap 19		Lap 20	
No	Time	No	Time	No	Time	No	Time	No	Time	No	Time	No	Time	No	Time	No	Time	No	Time
4	18:12.43	99	19:54.60																
99	18:15.01	117	19:56.06																
117	18:16.79	26	20:05.03																
8	18:18.39 *1	10	20:05.33																
26	18:23.91	4	20:06.37																
10	18:24.42	8	20:06.96 *1																
82	18:27.27 *1	82	20:15.88 *1																
47	18:39.13	47	20:22.44																
48	18:50.22	48	20:31.83																
16	18:52.41	61	20:36.72																
61	18:52.41	16	20:41.52																
9	18:53.63	11	20:43.34																
11	18:54.65	9	20:46.07																
27	19:28.02	27	21:14.48																
19	19:28.77 *1	67	21:16.86																
67	19:31.97	19	21:25.66 *1																
83	19:41.98	83	21:29.55																
22	19:52.92																		

# Tegiwa M3 Cup & MTec Brakes 330 Challenge + Super Cooper Cup

## LAP TIMES - Race 14

<b>4</b>	<b>Simon WALKER-HANSELL</b>									
<b>Lap</b>	<b>1</b>	<b>2</b>	<b>3</b>	<b>4</b>	<b>5</b>	<b>6</b>	<b>7</b>	<b>8</b>	<b>9</b>	<b>10</b>
1	1:43.40	1:38.82	1:39.35	1:39.73	1:38.35	1:38.45	1:38.24	1:38.18	1:38.20	1:38.48
11	1:38.73	1:38.94								
<b>8</b>	<b>Bill REDDROP</b>									
<b>Lap</b>	<b>1</b>	<b>2</b>	<b>3</b>	<b>4</b>	<b>5</b>	<b>6</b>	<b>7</b>	<b>8</b>	<b>9</b>	<b>10</b>
1	1:51.25	1:48.19	1:47.38	1:47.60	1:47.48	1:47.66	1:47.60	1:47.58	1:48.23	1:48.10
11	1:48.57									
<b>9</b>	<b>Amur ZARIF</b>									
<b>Lap</b>	<b>1</b>	<b>2</b>	<b>3</b>	<b>4</b>	<b>5</b>	<b>6</b>	<b>7</b>	<b>8</b>	<b>9</b>	<b>10</b>
1	1:44.94	1:40.18	1:41.25	1:41.40	1:41.98	1:41.46	1:41.93	1:41.81	1:49.02	1:42.83
11	1:41.94	1:52.44								
<b>10</b>	<b>David WHITMORE</b>									
<b>Lap</b>	<b>1</b>	<b>2</b>	<b>3</b>	<b>4</b>	<b>5</b>	<b>6</b>	<b>7</b>	<b>8</b>	<b>9</b>	<b>10</b>
1	1:44.73	1:39.26	1:39.02	1:39.74	1:39.33	1:39.75	1:39.68	1:39.55	1:39.50	1:39.73
11	1:40.72	1:40.91								
<b>11</b>	<b>Nick WILLIAMSON</b>									
<b>Lap</b>	<b>1</b>	<b>2</b>	<b>3</b>	<b>4</b>	<b>5</b>	<b>6</b>	<b>7</b>	<b>8</b>	<b>9</b>	<b>10</b>
1	1:47.11	1:41.39	1:42.09	1:41.14	1:42.38	1:41.03	1:40.46	1:40.89	1:40.73	1:40.21
11	1:53.02	1:48.69								
<b>16</b>	<b>Jamie INGRAM</b>									
<b>Lap</b>	<b>1</b>	<b>2</b>	<b>3</b>	<b>4</b>	<b>5</b>	<b>6</b>	<b>7</b>	<b>8</b>	<b>9</b>	<b>10</b>
1	1:47.22	1:40.90	1:42.19	1:41.36	1:42.13	1:41.47	1:42.33	1:41.38	1:43.60	1:42.09
11	1:42.85	1:44.11								
<b>19</b>	<b>Martin REYNOLDS</b>									
<b>Lap</b>	<b>1</b>	<b>2</b>	<b>3</b>	<b>4</b>	<b>5</b>	<b>6</b>	<b>7</b>	<b>8</b>	<b>9</b>	<b>10</b>
1	1:53.76	1:53.26	1:52.81	1:52.71	1:51.43	1:52.88	2:01.93	1:59.09	1:56.24	1:56.07
11	1:56.89									
<b>22</b>	<b>Neil TROTTER</b>									
<b>Lap</b>	<b>1</b>	<b>2</b>	<b>3</b>	<b>4</b>	<b>5</b>	<b>6</b>	<b>7</b>	<b>8</b>	<b>9</b>	<b>10</b>
1	1:50.17	1:46.29	1:45.78	1:46.59	1:45.79	1:46.19	1:46.31	1:47.17	1:47.53	1:46.54
11	1:47.37									
<b>25</b>	<b>Darren BALL</b>									
<b>Lap</b>	<b>1</b>	<b>2</b>	<b>3</b>	<b>4</b>	<b>5</b>	<b>6</b>	<b>7</b>	<b>8</b>	<b>9</b>	<b>10</b>
1	1:47.47	1:45.10	1:45.08	1:44.34	1:44.58	1:44.66	1:44.91	1:44.40	2:32.21	
<b>26</b>	<b>Paul COOK</b>									
<b>Lap</b>	<b>1</b>	<b>2</b>	<b>3</b>	<b>4</b>	<b>5</b>	<b>6</b>	<b>7</b>	<b>8</b>	<b>9</b>	<b>10</b>
1	1:44.19	1:39.27	1:39.28	1:39.68	1:39.05	1:39.27	1:39.44	1:39.88	1:40.36	1:40.07
11	1:40.51	1:41.12								



---

**27 Lewis CARTER**

Lap	1	2	3	4	5	6	7	8	9	10
1	1:46.23	1:44.61	1:44.28	1:44.23	1:44.07	1:44.60	1:44.79	1:44.79	1:44.38	1:44.96
11	1:44.84	1:46.46								

---

**47 Wayne LEWIS**

Lap	1	2	3	4	5	6	7	8	9	10
1	1:45.13	1:39.84	1:40.69	1:40.57	1:40.24	1:40.95	1:41.06	1:41.89	1:42.07	1:41.30
11	1:41.66	1:43.31								

---

**48 Tom COLLER**

Lap	1	2	3	4	5	6	7	8	9	10
1	1:48.13	1:40.89	1:42.12	1:41.35	1:42.21	1:41.74	1:42.28	1:41.31	1:42.69	1:41.72
11	1:41.40	1:41.61								

---

**61 Rob MEREDITH**

Lap	1	2	3	4	5	6	7	8	9	10
1	1:48.53	1:41.60	1:42.02	1:41.43	1:41.72	1:40.94	1:42.01	1:41.35	1:42.87	1:42.04
11	1:42.63	1:44.31								

---

**67 David DRINKWATER**

Lap	1	2	3	4	5	6	7	8	9	10
1	1:47.57	1:44.85	1:45.08	1:44.67	1:44.78	1:44.34	1:44.31	1:44.74	1:45.36	1:44.67
11	1:44.28	1:44.89								

---

**82 Andrew LIGHTSTEAD**

Lap	1	2	3	4	5	6	7	8	9	10
1	1:51.58	1:50.90	1:48.64	1:48.22	1:48.09	1:48.21	1:47.99	1:47.70	1:49.65	1:49.35
11	1:48.61									

---

**83 Matt MAXTED**

Lap	1	2	3	4	5	6	7	8	9	10
1	1:48.39	1:45.49	1:44.89	1:44.67	1:44.70	1:45.26	1:45.98	1:45.56	1:46.27	1:46.97
11	1:46.84	1:47.57								

---

**99 Carl SHIELD**

Lap	1	2	3	4	5	6	7	8	9	10
1	1:42.37	1:38.96	1:39.42	1:39.26	1:38.50	1:39.53	1:38.60	1:38.62	1:38.30	1:39.20
11	1:39.28	1:39.59								

---

**117 Adam SHEPHERD**

Lap	1	2	3	4	5	6	7	8	9	10
1	1:42.13	1:39.16	1:39.47	1:40.16	1:39.28	1:38.79	1:38.76	1:38.79	1:38.72	1:39.45
11	1:39.55	1:39.27								

---



Tegiwa M3 Cup + MTEC Brakes 330 Challenge + Super Cooper Cup

Qualifying 8

2nd Best Times

PI	No	Cl	Name	Car	Laps	2nd Best on Lap
1	4	M3	Simon WALKER-HANSELL	BMW E46 M3	7	1:37.22 4
2	117	M3	Adam SHEPHERD	BMW E46 M3	6	1:37.62 4
3	99	M3	Carl SHIELD	BMW E46 M3	7	1:37.67 4
4	26	M3	Paul COOK	BMW E46 M3	7	1:38.84 4
5	10	M3	David WHITMORE	BMW E46 M3	6	1:39.49 4
6	48	M3	Tom COLLER	BMW E46 M3	7	1:39.99 6
7	47	M3	Wayne LEWIS	BMW E46 M3	6	1:40.41 5
8	11	M3	Nick WILLIAMSON	BMW E46 M3	5	1:40.83 5
9	80	M3	Russell CLARKE/SEE NOTE	BMW E46 M3	6	1:41.28 4
10	61	Inv	Rob MEREDITH	BMW E46 M3	6	1:42.03 4
11	9	M3	Amur ZARIF/SEE NOTE	BMW E46 M3	4	1:42.16 4
12	27	330	Lewis CARTER	BMW 330	6	1:43.30 6
13	25	330	Darren BALL	BMW 330	6	1:43.96 4
14	83	330	Matt MAXTED	BMW 330	6	1:44.68 6
15	67	330	David DRINKWATER	BMW 330	6	1:45.11 6
16	22	330	Neil TROTTER	BMW 330	6	1:45.13 5
17	8	330	Bill REDDROP	BMW 330	5	1:48.31 3
18	82	330	Andrew LIGHTSTEAD	BMW 330	6	1:48.78 5
19	16	M3	Jamie INGRAM	BMW E46 M3	1	0

Not-Seen

19	SC	Martin REYNOLDS	Mini Cooper S
3	M3	Alex KNIGHT	BMW E46 M3
33	M3	Luke SEDZIKOWSKI	BMW E46 M3

No 4 - best lap disallowed - track limits. No 9 & 80 - NO TRANSPONDER. YOU WILL NOT BE TIMED IN RACING IF NOT FIXED.

Weather / Track:

Start Time : 09:40

Rockingham ISSL

10 Sep 17 10:14


Clerk of Course :	Time Issued :	Chief Timekeeper : Terry Stevens
-------------------	---------------	----------------------------------

THESE RESULTS REMAIN PROVISIONAL FOR A MINIMUM OF 30 MINUTES FROM THE TIME OF ISSUE AND UNTIL ALL JUDICIAL AND TECHNICAL MATTERS HAVE BEEN SETTLED.

Results produced on HS Sports Timing and Results Systems. Results online at [www.750MC.co.uk](http://www.750MC.co.uk)



# RACE GRID




## Tegiwa M3 Cup & MTec Brakes 330 Challenge + Super Cooper Cup

### Race 18

ROW 12		
ROW 11	<b>19</b> Martin REYNOLDS	<b>82</b> Andrew LIGHTSTEAD
ROW 10	<b>8</b> Bill REDDROP	<b>22</b> Neil TROTTER
ROW 9	<b>67</b> David DRINKWATER	<b>83</b> Matt MAXTED
ROW 8	<b>25</b> Darren BALL	<b>27</b> Lewis CARTER
ROW 7		
ROW 6	<b>16</b> Jamie INGRAM	<b>9</b> Amur ZARIF
ROW 5	<b>61</b> Rob MEREDITH	<b>80</b> Russell CLARKE
ROW 4	<b>11</b> Nick WILLIAMSON	<b>47</b> Wayne LEWIS
ROW 3	<b>48</b> Tom COLLER	<b>10</b> David WHITMORE
ROW 2	<b>26</b> Paul COOK	<b>99</b> Carl SHIELD
ROW 1	<b>117</b> Adam SHEPHERD	<b>4</b> Simon WALKER-HANSEL

**POLE**



10 SECOND DELAY BEFORE SECOND START



Provisional Results - Race 18

Pl	No	Cl	Name	Car	Laps	Time	Behind	MPH	Best Lap on	MPH
1	117	M3	Adam SHEPHERD	BMW E46 M3	12	20:14.63		72.91	1:38.42	3 74.98
2	10	M3	David WHITMORE	BMW E46 M3	12	20:26.95	12.32	72.18	1:39.44	2 74.22
3	26	M3	Paul COOK	BMW E46 M3	12	20:28.23	13.60	72.10	1:38.84	2 74.67
4	4	M3	Simon WALKER-HANSELL	BMW E46 M3	12	20:33.56	18.93	71.79	1:38.66	7 74.80
5	47	M3	Wayne LEWIS	BMW E46 M3	12	20:43.93	29.30	71.19	1:39.80	3 73.95
6	99	M3	Carl SHIELD	BMW E46 M3	12	20:45.69	31.06	71.09	1:39.18	5 74.41
7	16	M3	Jamie INGRAM	BMW E46 M3	12	20:50.06	35.43	70.84	1:41.30	3 72.85
8	48	M3	Tom COLLER	BMW E46 M3	12	20:51.32	36.69	70.77	1:40.69	3 73.29
9	80	M3	Russell CLARKE	BMW E46 M3	12	20:53.46	38.83	70.65	1:41.68	2 72.58
10	67	330	David DRINKWATER	BMW 330	12	21:39.29	1:24.66	68.16	1:44.33	2 70.74
11	25	330	Darren BALL	BMW 330	12	21:39.88	1:25.25	68.13	1:44.20	2 70.83
12	27	330	Lewis CARTER	BMW 330	12	21:40.93	1:26.30	68.07	1:43.99	2 70.97
13	22	330	Neil TROTTER	BMW 330	12	22:06.95	1:52.32	66.74	1:44.10	3 70.89
14	8	330	Bill REDDROP	BMW 330	11	20:22.53	1 Lap	66.40	1:46.85	3 69.07
15	19	SC	Martin REYNOLDS	Mini Cooper S	11	21:37.50	1 Lap	62.57	1:53.91	9 64.79

Not-Classified

61	Inv	Rob MEREDITH	BMW E46 M3	11	19:04.68	DNF	70.92	1:42.04	7 72.32
83	330	Matt MAXTED	BMW 330	6	10:50.10	DNF	68.11	1:44.28	2 70.77

Exclusions

9	M3	Amur ZARIF	BMW E46 M3	Eligibility
---	----	------------	------------	-------------

Non-Starters

11	M3	Nick WILLIAMSON	BMW E46 M3
82	330	Andrew LIGHTSTEAD	BMW 330

Fastest Lap

117	M3	Adam SHEPHERD	BMW E46 M3	1:38.42	3 74.98
61	Inv	Rob MEREDITH	BMW E46 M3	1:42.04	7 72.32
27	330	Lewis CARTER	BMW 330	1:43.99	2 70.97 Rec
19	SC	Martin REYNOLDS	Mini Cooper S	1:53.91	9 64.79

No 4 - Reprimand for avoidable contact - 2 points on license.

Weather / Track:

Start Time : 16:15

Rockingham ISSL

10 Sep 17 17:16

Clerk of Course :	Time Issued :	Chief Timekeeper : Terry Stevens
-------------------	---------------	----------------------------------

THESE RESULTS REMAIN PROVISIONAL FOR A MINIMUM OF 30 MINUTES FROM THE TIME OF ISSUE AND UNTIL ALL JUDICIAL AND TECHNICAL MATTERS HAVE BEEN SETTLED.

# Lap Chart

## Tegiwa M3 Cup & MTec Brakes 330 Challenge + Super Cooper Cup - Race 18

Lap 1		Lap 2		Lap 3		Lap 4		Lap 5		Lap 6		Lap 7		Lap 8		Lap 9		Lap 10	
No	Time	No	Time	No	Time	No	Time	No	Time	No	Time	No	Time	No	Time	No	Time	No	Time
99	1:45.17	117	3:24.99	117	5:03.41	117	6:42.13	117	8:21.21	117	10:00.51	117	11:40.48	117	13:20.56	117	15:01.51	117	16:44.02
4	1:45.77	26	3:26.15	26	5:05.67	26	6:45.49	26	8:25.43	26	10:06.07	26	11:46.55	26	13:27.39	26	15:09.45	4	16:53.92
117	1:46.39	10	3:27.85	10	5:07.49	10	6:47.00	10	8:26.70	10	10:07.03	10	11:46.92	10	13:28.34	4	15:09.60	10	16:53.99
26	1:47.31	47	3:30.95	47	5:10.75	47	6:50.89	47	8:31.82	4	10:10.73	4	11:49.39	4	13:28.59	10	15:10.19	26	16:54.19
10	1:48.41	48	3:31.60	48	5:12.29	4	6:53.03	4	8:31.92	47	10:13.11	47	11:54.47	47	13:38.37	47	15:21.27	47	17:06.20
47	1:49.16	16	3:32.80	4	5:14.02	48	6:53.40	48	8:34.51	48	10:15.55	48	11:56.57	48	13:39.68	48	15:23.23	48	17:07.26
48	1:50.35	80	3:34.80	16	5:14.10	16	6:55.76	16	8:37.96	16	10:20.26	19	11:57.36 *1	16	13:45.38	16	15:27.70	16	17:12.33
16	1:51.34	4	3:34.92	80	5:16.77	9	6:58.82	9	8:42.37	9	10:25.11	16	12:02.43	9	13:49.82	99	15:32.46	99	17:13.17
80	1:53.12	61	3:35.90	9	5:17.53	80	6:59.31	80	8:42.67	80	10:25.91	9	12:06.90	80	13:51.31	9	15:33.40	9	17:17.17
61	1:53.57	9	3:36.28	61	5:17.95	61	7:00.17	61	8:43.37	61	10:26.67	80	12:07.87	99	13:51.64	80	15:34.52	80	17:18.21
9	1:53.87	67	3:48.29	99	5:32.83	99	7:12.20	99	8:51.38	99	10:31.20	61	12:08.71	61	13:52.66	61	15:35.47	61	17:18.95
67	2:03.96	27	3:48.61	67	5:33.17	67	7:17.98	67	9:02.67	67	10:47.36	99	12:11.01	19	13:56.47 *1	19	15:52.30 *1	19	17:46.21 *1
27	2:04.62	25	3:49.41	27	5:34.02	25	7:18.70	25	9:03.56	25	10:48.18	67	12:32.75	67	14:19.21	67	16:06.14	67	17:53.76
25	2:05.21	83	3:50.44	25	5:34.23	27	7:19.27	27	9:04.46	27	10:49.20	25	12:33.03	25	14:19.89	25	16:06.25	22	17:53.93
83	2:06.16	99	3:51.59	83	5:35.33	83	7:19.68	83	9:04.54	22	10:49.64	22	12:33.85	22	14:20.17	22	16:06.82	25	17:55.35
22	2:07.40	22	3:51.87	22	5:35.97	22	7:20.52	22	9:05.31	83	10:50.10	27	12:39.80	27	14:25.37	27	16:11.48	27	17:57.71
8	2:08.40	8	3:55.99	8	5:42.84	8	7:34.10	8	9:21.98	8	11:09.16	8	12:56.71	8	14:44.90	8	16:35.32	8	18:25.61
19	2:17.01	19	4:13.78	19	6:09.24	19	8:04.19	19	9:58.51										

# Lap Chart

## Tegiwa M3 Cup & MTec Brakes 330 Challenge + Super Cooper Cup - Race 18

Lap 11		Lap 12		Lap 13		Lap 14		Lap 15		Lap 16		Lap 17		Lap 18		Lap 19		Lap 20	
No	Time	No	Time	No	Time	No	Time	No	Time	No	Time	No	Time	No	Time	No	Time	No	Time
117	18:27.04	117	20:14.63																
10	18:38.87	8	20:22.53 *1																
26	18:39.69	10	20:26.95																
4	18:40.77	26	20:28.23																
47	18:52.08	4	20:33.56																
48	18:53.38	47	20:43.93																
99	18:56.70	99	20:45.69																
16	18:58.25	16	20:50.06																
80	19:03.78	48	20:51.32																
61	19:04.68	80	20:53.46																
9	19:05.69	9	20:54.96																
19	19:41.97 *1	19	21:37.50 *1																
67	19:45.60	67	21:39.29																
25	19:47.72	25	21:39.88																
27	19:48.26	27	21:40.93																
22	19:51.17	22	22:06.95																

# Tegiwa M3 Cup & MTec Brakes 330 Challenge + Super Cooper Cup

## LAP TIMES - Race 18

---

### 4 Simon WALKER-HANSELL

Lap	1	2	3	4	5	6	7	8	9	10
1	1:43.00	1:49.15	1:39.10	1:39.01	1:38.89	1:38.81	1:38.66	1:39.20	1:41.01	1:44.32
11	1:46.85	1:52.79								

---

### 8 Bill REDDROP

Lap	1	2	3	4	5	6	7	8	9	10
1	1:50.97	1:47.59	1:46.85	1:51.26	1:47.88	1:47.18	1:47.55	1:48.19	1:50.42	1:50.29
11	1:56.92									

---

### 9 Amur ZARIF

Lap	1	2	3	4	5	6	7	8	9	10
1	1:48.77	1:42.41	1:41.25	1:41.29	1:43.55	1:42.74	1:41.79	1:42.92	1:43.58	1:43.77
11	1:48.52	1:49.27								

---

### 10 David WHITMORE

Lap	1	2	3	4	5	6	7	8	9	10
1	1:44.65	1:39.44	1:39.64	1:39.51	1:39.70	1:40.33	1:39.89	1:41.42	1:41.85	1:43.80
11	1:44.88	1:48.08								

---

### 16 Jamie INGRAM

Lap	1	2	3	4	5	6	7	8	9	10
1	1:46.51	1:41.46	1:41.30	1:41.66	1:42.20	1:42.30	1:42.17	1:42.95	1:42.32	1:44.63
11	1:45.92	1:51.81								

---

### 19 Martin REYNOLDS

Lap	1	2	3	4	5	6	7	8	9	10
1	1:57.76	1:56.77	1:55.46	1:54.95	1:54.32	1:58.85	1:59.11	1:55.83	1:53.91	1:55.76
11	1:55.53									

---

### 22 Neil TROTTER

Lap	1	2	3	4	5	6	7	8	9	10
1	1:50.06	1:44.47	1:44.10	1:44.55	1:44.79	1:44.33	1:44.21	1:46.32	1:46.65	1:47.11
11	1:57.24	2:15.78								

---

### 25 Darren BALL

Lap	1	2	3	4	5	6	7	8	9	10
1	1:48.61	1:44.20	1:44.82	1:44.47	1:44.86	1:44.62	1:44.85	1:46.86	1:46.36	1:49.10
11	1:52.37	1:52.16								

---

### 26 Paul COOK

Lap	1	2	3	4	5	6	7	8	9	10
1	1:44.08	1:38.84	1:39.52	1:39.82	1:39.94	1:40.64	1:40.48	1:40.84	1:42.06	1:44.74
11	1:45.50	1:48.54								

---

### 27 Lewis CARTER

Lap	1	2	3	4	5	6	7	8	9	10
1	1:48.08	1:43.99	1:45.41	1:45.25	1:45.19	1:44.74	1:50.60	1:45.57	1:46.11	1:46.23
11	1:50.55	1:52.67								

---

**47 Wayne LEWIS**

Lap	1	2	3	4	5	6	7	8	9	10
1	1:45.00	1:41.79	1:39.80	1:40.14	1:40.93	1:41.29	1:41.36	1:43.90	1:42.90	1:44.93
11	1:45.88	1:51.85								

---

**48 Tom COLLER**

Lap	1	2	3	4	5	6	7	8	9	10
1	1:46.50	1:41.25	1:40.69	1:41.11	1:41.11	1:41.04	1:41.02	1:43.11	1:43.55	1:44.03
11	1:46.12	1:57.94								

---

**61 Rob MEREDITH**

Lap	1	2	3	4	5	6	7	8	9	10
1	1:48.78	1:42.33	1:42.05	1:42.22	1:43.20	1:43.30	1:42.04	1:43.95	1:42.81	1:43.48
11	1:45.73									

---

**67 David DRINKWATER**

Lap	1	2	3	4	5	6	7	8	9	10
1	1:47.41	1:44.33	1:44.88	1:44.81	1:44.69	1:44.69	1:45.39	1:46.46	1:46.93	1:47.62
11	1:51.84	1:53.69								

---

**80 Russell CLARKE**

Lap	1	2	3	4	5	6	7	8	9	10
1	1:48.61	1:41.68	1:41.97	1:42.54	1:43.36	1:43.24	1:41.96	1:43.44	1:43.21	1:43.69
11	1:45.57	1:49.68								

---

**83 Matt MAXTED**

Lap	1	2	3	4	5	6	7	8	9	10
1	1:48.98	1:44.28	1:44.89	1:44.35	1:44.86	1:45.56				

---

**99 Carl SHIELD**

Lap	1	2	3	4	5	6	7	8	9	10
1	1:41.99	2:06.42	1:41.24	1:39.37	1:39.18	1:39.82	1:39.81	1:40.63	1:40.82	1:40.71
11	1:43.53	1:48.99								

---

**117 Adam SHEPHERD**

Lap	1	2	3	4	5	6	7	8	9	10
1	1:43.50	1:38.60	1:38.42	1:38.72	1:39.08	1:39.30	1:39.97	1:40.08	1:40.95	1:42.51
11	1:43.02	1:47.59								