

## Stock Hatch Championship



### Hot Hatch Series

#### Qualifying 1

Pl	No	Cl	Name	Car	Laps	Time on Lap	Behind	MPH
1	96	HA	Matthew HOWARTH	Vauxhall Astra GSi	11	1:08.03	6	86.81
2	45	HA	Alistair CAMP	Ford Fiesta ST	8	1:08.48	7	86.24
3	99	HB	Tom BELL	Ford Fiesta ST	5	1:09.50	4	84.98
4	16	HA	Alice HUGHES	Ford Fiesta ST	4	1:09.59	4	84.87
5	77	HB	Kelly WILLIAMS	Ford Fiesta ST	11	1:10.75	8	83.47
6	15	HB	David ALLEN	Ford Fiesta ST	8	1:10.81	5	83.40
7	67	HC	Adam READ	BMW Compact	12	1:12.45	10	81.52
8	49	HC	Daniel LEWIS	Citroen Saxo VTR	12	1:12.52	8	81.44
9	44	SH	Nick THORNTON-JONES	Citroen Saxo VTR	12	1:12.71	12	81.22
10	36	SH	Ryan POLLEY	Citroen Saxo VTR	12	1:12.77	7	81.16
11	28	SH	Robert FAGG	Citroen Saxo VTR	11	1:13.13	9	80.76
12	4	SH	Paul JARVIS	Citroen Saxo VTR	11	1:13.39	10	80.47
13	63	SH	Ian WILLIAMSON	Citroen Saxo VTR	11	1:13.65	9	80.19
14	94	HC	Mac Dr Evil McCARTHY	Ford Fiesta ST	11	1:14.39	9	79.39
15	23	SH	Jordan HOLMES	Citroen Saxo VTR	11	1:14.67	9	79.09
16	10	SH	Martin WILSON	Citroen Saxo VTR	11	1:14.92	7	78.83
17	22	SH	Jon HOBBS	Peugeot 106 Rallye	10	1:14.94	7	78.81
18	70	SH	William HUNT	Citroen Saxo VTR	11	1:15.09	10	78.65
19	50	SH	Phil LAW	Citroen Saxo VTR	7	1:15.17	6	78.57
20	47	SH	David HANCOX	Citroen Saxo VTR	10	1:15.96	10	77.75

#### Not-Seen

25	HC	Mark ROBINSON	Volkswagen Golf
46	HB	Leon SHEPHERD	Ford Fiesta ST
8	HC	Mark CARTER	Toyota Corolla T Sport

No 36 - 3 best laps disallowed - ETL. No 99 - needs side window numbers.

Weather / Track:

Start Time : 08:59

Silverstone National

07 May 16 09:20

Clerk of Course :	Time Issued :	Chief Timekeeper : Terry Stevens
-------------------	---------------	----------------------------------

THESE RESULTS REMAIN PROVISIONAL FOR A MINIMUM OF 30 MINUTES FROM THE TIME OF ISSUE AND UNTIL ALL JUDICIAL AND TECHNICAL MATTERS HAVE BEEN SETTLED.

# Demon Tweeks / Yokohama Stock Hatch + Royal Purple Hot Hatch

## LAP TIMES - Qualifying 1

<b>4</b>	<b>Paul JARVIS</b>										
	<b>Lap</b>	<b>1</b>	<b>2</b>	<b>3</b>	<b>4</b>	<b>5</b>	<b>6</b>	<b>7</b>	<b>8</b>	<b>9</b>	<b>10</b>
	1	1:26.83	1:16.13	1:14.14	1:14.79	1:14.18	1:14.19	1:13.89	1:14.61	1:13.98	1:13.39
	11	1:13.84									
<b>10</b>	<b>Martin WILSON</b>										
	<b>Lap</b>	<b>1</b>	<b>2</b>	<b>3</b>	<b>4</b>	<b>5</b>	<b>6</b>	<b>7</b>	<b>8</b>	<b>9</b>	<b>10</b>
	1	1:20.05	1:16.37	1:16.74	1:15.89	1:15.14	1:16.32	1:14.92	1:15.76	1:15.10	1:14.92
	11	1:16.96									
<b>15</b>	<b>David ALLEN</b>										
	<b>Lap</b>	<b>1</b>	<b>2</b>	<b>3</b>	<b>4</b>	<b>5</b>	<b>6</b>	<b>7</b>	<b>8</b>	<b>9</b>	<b>10</b>
	1	1:26.43	1:12.32	1:13.89	1:12.63	1:10.81	1:11.29	1:11.05	1:11.85		
<b>16</b>	<b>Alice HUGHES</b>										
	<b>Lap</b>	<b>1</b>	<b>2</b>	<b>3</b>	<b>4</b>	<b>5</b>	<b>6</b>	<b>7</b>	<b>8</b>	<b>9</b>	<b>10</b>
	1	1:49.18	1:09.92	1:09.94	1:09.59						
<b>22</b>	<b>Jon HOBBS</b>										
	<b>Lap</b>	<b>1</b>	<b>2</b>	<b>3</b>	<b>4</b>	<b>5</b>	<b>6</b>	<b>7</b>	<b>8</b>	<b>9</b>	<b>10</b>
	1	1:24.03	1:21.26	1:16.85	1:31.55	2:35.85	1:15.32	1:14.94	1:15.32	1:14.98	1:17.23
<b>23</b>	<b>Jordan HOLMES</b>										
	<b>Lap</b>	<b>1</b>	<b>2</b>	<b>3</b>	<b>4</b>	<b>5</b>	<b>6</b>	<b>7</b>	<b>8</b>	<b>9</b>	<b>10</b>
	1	1:22.47	1:16.44	1:16.91	1:16.19	1:16.01	1:15.48	1:15.05	1:16.56	1:14.67	1:14.96
	11	1:16.87									
<b>28</b>	<b>Robert FAGG</b>										
	<b>Lap</b>	<b>1</b>	<b>2</b>	<b>3</b>	<b>4</b>	<b>5</b>	<b>6</b>	<b>7</b>	<b>8</b>	<b>9</b>	<b>10</b>
	1	1:18.72	1:15.29	1:14.45	1:14.62	1:20.86	1:13.75	1:13.93	1:14.14	1:13.13	1:16.57
	11	1:13.76									
<b>36</b>	<b>Ryan POLLEY</b>										
	<b>Lap</b>	<b>1</b>	<b>2</b>	<b>3</b>	<b>4</b>	<b>5</b>	<b>6</b>	<b>7</b>	<b>8</b>	<b>9</b>	<b>10</b>
	1	1:17.64	1:13.27	1:12.80	1:13.10	1:12.96	1:13.71	1:12.77	1:12.99	1:12.82	-
	11	-	-								
<b>44</b>	<b>Nick THORNTON-JONES</b>										
	<b>Lap</b>	<b>1</b>	<b>2</b>	<b>3</b>	<b>4</b>	<b>5</b>	<b>6</b>	<b>7</b>	<b>8</b>	<b>9</b>	<b>10</b>
	1	1:20.25	1:14.54	1:13.16	1:13.03	1:12.79	1:12.90	1:12.89	1:13.16	1:13.84	1:12.86
	11	1:12.75	1:12.71								
<b>45</b>	<b>Alistair CAMP</b>										
	<b>Lap</b>	<b>1</b>	<b>2</b>	<b>3</b>	<b>4</b>	<b>5</b>	<b>6</b>	<b>7</b>	<b>8</b>	<b>9</b>	<b>10</b>
	1	1:30.60	1:09.35	1:09.05	1:08.97	1:08.71	1:09.40	1:08.48	1:22.93		
<b>47</b>	<b>David HANCOX</b>										
	<b>Lap</b>	<b>1</b>	<b>2</b>	<b>3</b>	<b>4</b>	<b>5</b>	<b>6</b>	<b>7</b>	<b>8</b>	<b>9</b>	<b>10</b>
	1	1:32.84	1:26.08	1:24.62	1:20.53	1:18.80	1:16.59	1:19.85	1:17.06	1:17.85	1:15.96

---

**49 Daniel LEWIS**

Lap	1	2	3	4	5	6	7	8	9	10
1	1:20.28	1:13.99	1:14.61	1:12.99	1:13.00	1:16.36	1:13.30	1:12.52	1:12.73	1:12.66
11	1:12.66	1:13.32								

---

**50 Phil LAW**

Lap	1	2	3	4	5	6	7	8	9	10
1	1:31.79	1:32.12	1:19.84	1:16.34	1:16.75	1:15.17	1:25.32			

---

**63 Ian WILLIAMSON**

Lap	1	2	3	4	5	6	7	8	9	10
1	1:24.15	1:17.39	1:15.84	1:16.34	1:14.92	1:15.02	1:14.52	1:14.21	1:13.65	1:15.62
11	1:14.86									

---

**67 Adam READ**

Lap	1	2	3	4	5	6	7	8	9	10
1	1:20.78	1:13.92	1:13.04	1:13.36	1:13.91	1:12.87	1:12.74	1:13.14	1:13.08	1:12.45
11	1:12.80	1:12.47								

---

**70 William HUNT**

Lap	1	2	3	4	5	6	7	8	9	10
1	1:23.07	1:18.78	1:16.21	1:15.29	1:15.53	1:16.51	1:15.22	1:15.11	1:15.16	1:15.09
11	1:15.13									

---

**77 Kelly WILLIAMS**

Lap	1	2	3	4	5	6	7	8	9	10
1	1:29.06	1:16.98	1:12.47	1:11.14	1:11.42	1:21.72	1:12.79	1:10.75	1:11.85	1:19.69
11	1:11.12									

---

**94 Mac Dr Evil McCARTHY**

Lap	1	2	3	4	5	6	7	8	9	10
1	1:29.82	1:21.99	1:19.01	1:17.42	1:16.70	1:18.64	1:15.84	1:15.20	1:14.39	1:15.04
11	1:14.84									

---

**96 Matthew HOWARTH**

Lap	1	2	3	4	5	6	7	8	9	10
1	1:12.93	1:09.45	1:17.25	1:09.28	1:09.07	1:08.03	1:08.49	1:08.51	1:08.50	1:09.35
11	1:23.54									

---


**99 Tom BELL**

Lap	1	2	3	4	5	6	7	8	9	10
1	1:27.58	1:11.57	1:10.16	1:09.50	1:11.17					

---



# RACE GRID



## Demon Tweeks / Yokohama Stock Hatch + Royal Purple Hot Hatch

### Race 1

ROW 12	24		23	
ROW 11	22	<b>46</b> Leon SHEPHERD	21	<b>8</b> Mark CARTER
ROW 10	20	<b>47</b> 01:15.960 David HANCOX	19	<b>50</b> 01:15.170 Phil LAW
ROW 9	18	<b>70</b> 01:15.090 William HUNT	17	<b>22</b> 01:14.940 Jon HOBBS
ROW 8	16	<b>10</b> 01:14.920 Martin WILSON	15	<b>23</b> 01:14.670 Jordan HOLMES
ROW 7	14	<b>94</b> 01:14.390 Mac Dr Evil McCARTHY	13	<b>63</b> 01:13.650 Ian WILLIAMSON
ROW 6	12	<b>49</b> 01:12.520 Daniel LEWIS	11	<b>4</b> 01:13.390 Paul JARVIS
ROW 5	10	<b>28</b> 01:13.130 Robert FAGG	9	<b>36</b> 01:12.770 Ryan POLLEY
ROW 4	8	<b>44</b> 01:12.710 Nick THORNTON-JONES	7	<b>67</b> 01:12.450 Adam READ
ROW 3	6	<b>15</b> 01:10.810 David ALLEN	5	<b>77</b> 01:10.750 Kelly WILLIAMS
ROW 2	4	<b>16</b> 01:09.590 Alice HUGHES	3	<b>99</b> 01:09.500 Tom BELL
ROW 1	2	<b>45</b> 01:08.480 Alistair CAMP	1	<b>96</b> 01:08.030 Matthew HOWARTH
<b>POLE</b>				

No 49 - 4 position grid penalty from Donington Park 19th March

## Stock Hatch Championship



### Hot Hatch Series

#### Provisional Results - Race 1

Pl	No	Cl	Name	Car	Laps	Time	Behind	MPH	Best Lap on	MPH
1	45	HA	Alistair CAMP	Ford Fiesta ST	13	14:46.57		86.60	1:07.37	7 87.66
2	16	HA	Alice HUGHES	Ford Fiesta ST	13	14:47.50	0.93	86.51	1:07.28	9 87.78
3	96	HA	Matthew HOWARTH	Vauxhall Astra GSi	13	15:05.61	19.04	84.78	1:08.16	4 86.65
4	15	HB	David ALLEN	Ford Fiesta ST	13	15:32.49	45.92	82.33	1:10.96	11 83.23
5	44	SH	Nick THORNTON-JONES	Citroen Saxo VTR	13	15:55.59	1:09.02	80.34	1:12.56	2 81.39
6	77	HB	Kelly WILLIAMS	Ford Fiesta ST	13	15:56.74	1:10.17	80.25	1:11.23	9 82.91
7	67	HC	Adam READ	BMW Compact	13	15:58.06	1:11.49	80.14	1:12.56	9 81.39
8	36	SH	Ryan POLLEY	Citroen Saxo VTR	12	14:48.84	1 Lap	79.73	1:13.15	4 80.74
9	49	HC	Daniel LEWIS	Citroen Saxo VTR	12	14:51.68	1 Lap	79.48	1:12.96	11 80.95
10	4	SH	Paul JARVIS	Citroen Saxo VTR	12	14:53.88	1 Lap	79.28	1:13.40	11 80.46
11	94	HC	Mac Dr Evil McCARTHY	Ford Fiesta ST	12	15:01.94	1 Lap	78.57	1:13.73	3 80.10
12	10	SH	Martin WILSON	Citroen Saxo VTR	12	15:04.12	1 Lap	78.39	1:13.91	7 79.91
13	63	SH	Ian WILLIAMSON	Citroen Saxo VTR	12	15:12.43	1 Lap	77.67	1:13.98	9 79.83
14	22	SH	Jon HOBBS	Peugeot 106 Rallye	12	15:12.83	1 Lap	77.64	1:14.82	11 78.93
15	23	SH	Jordan HOLMES	Citroen Saxo VTR	12	15:16.59	1 Lap	77.32	1:14.63	4 79.13
16	70	SH	William HUNT	Citroen Saxo VTR	12	15:16.61	1 Lap	77.32	1:14.73	2 79.03
17	47	SH	David HANCOX	Citroen Saxo VTR	12	15:20.44	1 Lap	77.00	1:14.85	10 78.90
18	18	HC	Mark CARTER	Toyota Corolla T Sport	11	15:12.05	2 Laps	71.23	1:20.06	3 73.77

#### Not-Classified

28	SH	Robert FAGG	Citroen Saxo VTR	11	13:49.69	DNF	78.30	1:14.25	10 79.54
----	----	-------------	------------------	----	----------	-----	-------	---------	----------

#### Non-Starters

46	HB	Leon SHEPHERD	Ford Fiesta ST
50	SH	Phil LAW	Citroen Saxo VTR
99	HB	Tom BELL	Ford Fiesta ST

#### Fastest Lap

16	HA	Alice HUGHES	Ford Fiesta ST	1:07.28	9 87.78 Rec
15	HB	David ALLEN	Ford Fiesta ST	1:10.96	11 83.23 Rec
44	SH	Nick THORNTON-JONES	Citroen Saxo VTR	1:12.56	2 81.39
67	HC	Adam READ	BMW Compact	1:12.56	9 81.39 Rec

No 70 & 96 - 5 second penalty for exceeding track limits

Weather / Track: Bright / Dry

Start Time : 11:20

Silverstone National

07 May 16 11:38

Clerk of Course :	Time Issued :	Chief Timekeeper : Terry Stevens
-------------------	---------------	----------------------------------

THESE RESULTS REMAIN PROVISIONAL FOR A MINIMUM OF 30 MINUTES FROM THE TIME OF ISSUE AND UNTIL ALL JUDICIAL AND TECHNICAL MATTERS HAVE BEEN SETTLED.

# Lap Chart

## Demon Tweeks / Yokohama Stock Hatch + Royal Purple Hot Hatch - Race 1

Lap 1		Lap 2		Lap 3		Lap 4		Lap 5		Lap 6		Lap 7		Lap 8		Lap 9		Lap 10	
No	Time	No	Time	No	Time	No	Time	No	Time	No	Time	No	Time	No	Time	No	Time	No	Time
96	1:11.77	96	2:20.16	45	3:28.57	45	4:36.35	45	5:44.40	45	6:52.52	45	7:59.89	45	9:07.70	45	10:15.16	45	11:22.80
45	1:12.06	45	2:20.34	96	3:29.04	96	4:37.20	96	5:45.89	16	6:53.72	16	8:01.02	16	9:08.54	23	10:15.80 *1	16	11:23.13
16	1:12.85	16	2:21.35	16	3:29.61	16	4:37.46	16	5:46.01	96	6:55.20	96	8:03.49	96	9:12.03	16	10:15.82	70	11:23.81 *1
15	1:15.73	15	2:27.21	15	3:38.84	15	4:50.06	15	6:01.46	18	7:03.14 *1	15	8:24.09	15	9:35.21	47	10:18.84 *1	22	11:26.87 *1
44	1:17.92	44	2:30.48	44	3:43.38	44	4:56.36	44	6:09.22	15	7:12.48	18	8:24.39 *1	18	9:45.42 *1	96	10:20.71	96	11:29.83
36	1:19.31	36	2:32.49	36	3:45.66	36	4:58.81	36	6:12.72	44	7:22.25	44	8:35.33	44	9:48.20	15	10:46.47	23	11:31.11 *1
28	1:19.45	67	2:33.28	67	3:46.20	67	4:59.00	67	6:12.87	67	7:26.43	67	8:39.27	67	9:52.08	44	11:01.93	47	11:34.26 *1
67	1:19.68	28	2:34.11	49	3:48.40	49	5:01.99	49	6:15.66	36	7:27.33	36	8:40.56	36	9:53.96	67	11:04.64	15	11:57.74
4	1:20.26	49	2:34.23	4	3:49.83	4	5:04.03	4	6:17.45	49	7:29.42	49	8:42.91	49	9:56.15	18	11:06.84 *1	44	12:14.99
49	1:20.31	4	2:35.34	28	3:49.86	63	5:05.66	63	6:20.45	4	7:31.54	4	8:45.01	77	9:57.68	36	11:07.55	67	12:17.72
63	1:21.65	63	2:35.83	63	3:50.02	77	5:05.79	77	6:20.86	77	7:33.74	77	8:46.03	4	9:59.17	77	11:08.91	77	12:21.24
94	1:22.31	70	2:37.79	94	3:51.93	28	5:06.11	28	6:20.90	63	7:35.88	63	8:50.18	63	10:04.35	49	11:10.30	36	12:21.61
70	1:23.06	94	2:38.20	77	3:52.39	94	5:06.70	94	6:21.28	28	7:36.12	94	8:50.67	94	10:04.69	4	11:12.64	49	12:24.39
10	1:23.38	10	2:39.01	70	3:52.96	70	5:08.43	10	6:23.48	94	7:36.20	28	8:51.44	10	10:05.86	63	11:18.33	4	12:26.49
22	1:24.31	23	2:39.53	10	3:54.10	10	5:09.14	70	6:23.58	10	7:37.70	10	8:51.61	28	10:05.96	94	11:19.08	18	12:28.56 *1
23	1:24.84	77	2:39.89	23	3:54.55	23	5:09.18	22	6:26.68	70	7:38.46	70	8:53.33	70	10:08.40	10	11:20.24		
47	1:25.83	22	2:40.20	22	3:55.44	22	5:11.31	23	6:30.53	22	7:41.61	22	8:56.54	22	10:11.54	28	11:20.78		
77	1:27.68	47	2:42.68	47	3:59.24	47	5:16.18	47	6:32.46	23	7:45.65	23	9:00.69						
18	1:39.25	18	3:00.57	18	4:20.63	18	5:41.09			47	7:48.05	47	9:03.38						

# Lap Chart

## Demon Tweeks / Yokohama Stock Hatch + Royal Purple Hot Hatch - Race 1

Lap 11		Lap 12		Lap 13		Lap 14		Lap 15		Lap 16		Lap 17		Lap 18		Lap 19		Lap 20	
No	Time	No	Time	No	Time	No	Time	No	Time	No	Time	No	Time	No	Time	No	Time	No	Time
45	12:30.33	45	13:39.20	45	14:46.57														
16	12:32.43	16	13:39.76	16	14:47.50														
63	12:33.13 *1	4	13:39.89 *1	36	14:48.84 *1														
94	12:33.70 *1	94	13:47.52 *1	49	14:51.68 *1														
10	12:34.46 *1	10	13:48.61 *1	4	14:53.88 *1														
28	12:35.03 *1	28	13:49.69 *1	94	15:01.94 *1														
96	12:39.54	96	13:49.99	10	15:04.12 *1														
70	12:39.59 *1	18	13:51.61 *2	96	15:05.61														
22	12:42.44 *1	70	13:55.55 *1	18	15:12.05 *2														
23	12:46.27 *1	63	13:56.82 *1	63	15:12.43 *1														
47	12:49.11 *1	22	13:57.26 *1	22	15:12.83 *1														
15	13:08.70	23	14:01.59 *1	23	15:16.59 *1														
44	13:28.23	47	14:04.36 *1	70	15:16.61 *1														
67	13:30.65	15	14:19.85	47	15:20.44 *1														
77	13:32.74	44	14:41.82	15	15:32.49														
36	13:35.27	67	14:43.71	44	15:55.59														
49	13:37.35	77	14:44.48	77	15:56.74														
				67	15:58.06														

# Demon Tweeks / Yokohama Stock Hatch + Royal Purple Hot Hatch

## LAP TIMES - Race 1

<b>4</b>	<b>Paul JARVIS</b>										
<b>Lap</b>	<b>1</b>	<b>2</b>	<b>3</b>	<b>4</b>	<b>5</b>	<b>6</b>	<b>7</b>	<b>8</b>	<b>9</b>	<b>10</b>	
1	1:20.26	1:15.08	1:14.49	1:14.20	1:13.42	1:14.09	1:13.47	1:14.16	1:13.47	1:13.85	
11	1:13.40	1:13.99									
<b>10</b>	<b>Martin WILSON</b>										
<b>Lap</b>	<b>1</b>	<b>2</b>	<b>3</b>	<b>4</b>	<b>5</b>	<b>6</b>	<b>7</b>	<b>8</b>	<b>9</b>	<b>10</b>	
1	1:23.38	1:15.63	1:15.09	1:15.04	1:14.34	1:14.22	1:13.91	1:14.25	1:14.38	1:14.22	
11	1:14.15	1:15.51									
<b>15</b>	<b>David ALLEN</b>										
<b>Lap</b>	<b>1</b>	<b>2</b>	<b>3</b>	<b>4</b>	<b>5</b>	<b>6</b>	<b>7</b>	<b>8</b>	<b>9</b>	<b>10</b>	
1	1:15.73	1:11.48	1:11.63	1:11.22	1:11.40	1:11.02	1:11.61	1:11.12	1:11.26	1:11.27	
11	1:10.96	1:11.15	1:12.64								
<b>16</b>	<b>Alice HUGHES</b>										
<b>Lap</b>	<b>1</b>	<b>2</b>	<b>3</b>	<b>4</b>	<b>5</b>	<b>6</b>	<b>7</b>	<b>8</b>	<b>9</b>	<b>10</b>	
1	1:12.85	1:08.50	1:08.26	1:07.85	1:08.55	1:07.71	1:07.30	1:07.52	1:07.28	1:07.31	
11	1:09.30	1:07.33	1:07.74								
<b>18</b>	<b>Mark CARTER</b>										
<b>Lap</b>	<b>1</b>	<b>2</b>	<b>3</b>	<b>4</b>	<b>5</b>	<b>6</b>	<b>7</b>	<b>8</b>	<b>9</b>	<b>10</b>	
1	1:39.25	1:21.32	1:20.06	1:20.46	1:22.05	1:21.25	1:21.03	1:21.42	1:21.72	1:23.05	
11	1:20.44										
<b>22</b>	<b>Jon HOBBS</b>										
<b>Lap</b>	<b>1</b>	<b>2</b>	<b>3</b>	<b>4</b>	<b>5</b>	<b>6</b>	<b>7</b>	<b>8</b>	<b>9</b>	<b>10</b>	
1	1:24.31	1:15.89	1:15.24	1:15.87	1:15.37	1:14.93	1:14.93	1:15.00	1:15.33	1:15.57	
11	1:14.82	1:15.57									
<b>23</b>	<b>Jordan HOLMES</b>										
<b>Lap</b>	<b>1</b>	<b>2</b>	<b>3</b>	<b>4</b>	<b>5</b>	<b>6</b>	<b>7</b>	<b>8</b>	<b>9</b>	<b>10</b>	
1	1:24.84	1:14.69	1:15.02	1:14.63	1:21.35	1:15.12	1:15.04	1:15.11	1:15.31	1:15.16	
11	1:15.32	1:15.00									
<b>28</b>	<b>Robert FAGG</b>										
<b>Lap</b>	<b>1</b>	<b>2</b>	<b>3</b>	<b>4</b>	<b>5</b>	<b>6</b>	<b>7</b>	<b>8</b>	<b>9</b>	<b>10</b>	
1	1:19.45	1:14.66	1:15.75	1:16.25	1:14.79	1:15.22	1:15.32	1:14.52	1:14.82	1:14.25	
11	1:14.66										
<b>36</b>	<b>Ryan POLLEY</b>										
<b>Lap</b>	<b>1</b>	<b>2</b>	<b>3</b>	<b>4</b>	<b>5</b>	<b>6</b>	<b>7</b>	<b>8</b>	<b>9</b>	<b>10</b>	
1	1:19.31	1:13.18	1:13.17	1:13.15	1:13.91	1:14.61	1:13.23	1:13.40	1:13.59	1:14.06	
11	1:13.66	1:13.57									
<b>44</b>	<b>Nick THORNTON-JONES</b>										
<b>Lap</b>	<b>1</b>	<b>2</b>	<b>3</b>	<b>4</b>	<b>5</b>	<b>6</b>	<b>7</b>	<b>8</b>	<b>9</b>	<b>10</b>	
1	1:17.92	1:12.56	1:12.90	1:12.98	1:12.86	1:13.03	1:13.08	1:12.87	1:13.73	1:13.06	
11	1:13.24	1:13.59	1:13.77								



---

**45 Alistair CAMP**

Lap	1	2	3	4	5	6	7	8	9	10
1	1:12.06	1:08.28	1:08.23	1:07.78	1:08.05	1:08.12	1:07.37	1:07.81	1:07.46	1:07.64
11	1:07.53	1:08.87	1:07.37							

---

**47 David HANCOX**

Lap	1	2	3	4	5	6	7	8	9	10
1	1:25.83	1:16.85	1:16.56	1:16.94	1:16.28	1:15.59	1:15.33	1:15.46	1:15.42	1:14.85
11	1:15.25	1:16.08								

---

**49 Daniel LEWIS**

Lap	1	2	3	4	5	6	7	8	9	10
1	1:20.31	1:13.92	1:14.17	1:13.59	1:13.67	1:13.76	1:13.49	1:13.24	1:14.15	1:14.09
11	1:12.96	1:14.33								

---

**63 Ian WILLIAMSON**

Lap	1	2	3	4	5	6	7	8	9	10
1	1:21.65	1:14.18	1:14.19	1:15.64	1:14.79	1:15.43	1:14.30	1:14.17	1:13.98	1:14.80
11	1:23.69	1:15.61								

---

**67 Adam READ**

Lap	1	2	3	4	5	6	7	8	9	10
1	1:19.68	1:13.60	1:12.92	1:12.80	1:13.87	1:13.56	1:12.84	1:12.81	1:12.56	1:13.08
11	1:12.93	1:13.06	1:14.35							

---

**70 William HUNT**

Lap	1	2	3	4	5	6	7	8	9	10
1	1:23.06	1:14.73	1:15.17	1:15.47	1:15.15	1:14.88	1:14.87	1:15.07	1:15.41	1:15.78
11	1:15.96	1:16.06								

---

**77 Kelly WILLIAMS**

Lap	1	2	3	4	5	6	7	8	9	10
1	1:27.68	1:12.21	1:12.50	1:13.40	1:15.07	1:12.88	1:12.29	1:11.65	1:11.23	1:12.33
11	1:11.50	1:11.74	1:12.26							

---

**94 Mac Dr Evil McCARTHY**

Lap	1	2	3	4	5	6	7	8	9	10
1	1:22.31	1:15.89	1:13.73	1:14.77	1:14.58	1:14.92	1:14.47	1:14.02	1:14.39	1:14.62
11	1:13.82	1:14.42								

---

**96 Matthew HOWARTH**

Lap	1	2	3	4	5	6	7	8	9	10
1	1:11.77	1:08.39	1:08.88	1:08.16	1:08.69	1:09.31	1:08.29	1:08.54	1:08.68	1:09.12
11	1:09.71	1:10.45	1:10.62							

## Stock Hatch Championship



### Hot Hatch Series

#### Qualifying 1

#### 2nd Best Times

Pl	No	Cl	Name	Car	Laps	2nd Best on Lap
1	96	HA	Matthew HOWARTH	Vauxhall Astra GSi	11	1:08.49 7
2	45	HA	Alistair CAMP	Ford Fiesta ST	8	1:08.71 5
3	16	HA	Alice HUGHES	Ford Fiesta ST	4	1:09.92 2
4	99	HB	Tom BELL	Ford Fiesta ST	5	1:10.16 3
5	15	HB	David ALLEN	Ford Fiesta ST	8	1:11.05 7
6	77	HB	Kelly WILLIAMS	Ford Fiesta ST	11	1:11.12 11
7	67	HC	Adam READ	BMW Compact	12	1:12.47 12
8	49	HC	Daniel LEWIS	Citroen Saxo VTR	12	1:12.66 10
9	44	SH	Nick THORNTON-JONES	Citroen Saxo VTR	12	1:12.75 11
10	36	SH	Ryan POLLEY	Citroen Saxo VTR	12	1:12.80 3
11	28	SH	Robert FAGG	Citroen Saxo VTR	11	1:13.75 6
12	4	SH	Paul JARVIS	Citroen Saxo VTR	11	1:13.84 11
13	63	SH	Ian WILLIAMSON	Citroen Saxo VTR	11	1:14.21 8
14	94	HC	Mac Dr Evil McCARTHY	Ford Fiesta ST	11	1:14.84 11
15	10	SH	Martin WILSON	Citroen Saxo VTR	11	1:14.92 10
16	23	SH	Jordan HOLMES	Citroen Saxo VTR	11	1:14.96 10
17	22	SH	Jon HOBBS	Peugeot 106 Rallye	10	1:14.98 9
18	70	SH	William HUNT	Citroen Saxo VTR	11	1:15.11 8
19	50	SH	Phil LAW	Citroen Saxo VTR	7	1:16.34 4
20	47	SH	David HANCOX	Citroen Saxo VTR	10	1:16.59 6

#### Not-Seen

25	HC	Mark ROBINSON	Volkswagen Golf
46	HB	Leon SHEPHERD	Ford Fiesta ST
8	HC	Mark CARTER	Toyota Corolla T Sport

No 36 - 3 best laps disallowed - ETL. No 99 - needs side window numbers.

Weather / Track:

Start Time : 08:59


Silverstone National

07 May 16 09:23


Clerk of Course :	Time Issued :	Chief Timekeeper : Terry Stevens
-------------------	---------------	----------------------------------

THESE RESULTS REMAIN PROVISIONAL FOR A MINIMUM OF 30 MINUTES FROM THE TIME OF ISSUE AND UNTIL ALL JUDICIAL AND TECHNICAL MATTERS HAVE BEEN SETTLED.

Results produced on HS Sports Timing and Results Systems. Results online at [www.750MC.co.uk](http://www.750MC.co.uk)




# RACE GRID



## Demon Tweeks / Yokohama Stock Hatch + Royal Purple Hot Hatch

### Race 6

ROW 12	24		23	
ROW 11	22	<b>46</b> Leon SHEPHERD	21	<b>8</b> Mark CARTER
ROW 10	20	<b>47</b> 01:16.590 David HANCOX	19	<b>50</b> 01:16.340 Phil LAW
ROW 9	18	<b>70</b> 01:15.110 William HUNT	17	<b>22</b> 01:14.980 Jon HOBBS
ROW 8	16	<b>23</b> 01:14.960 Jordan HOLMES	15	<b>10</b> 01:14.920 Martin WILSON
ROW 7	14	<b>94</b> 01:14.840 Mac Dr Evil McCARTHY	13	<b>63</b> 01:14.210 Ian WILLIAMSON
ROW 6	12	<b>4</b> 01:13.840 Paul JARVIS	11	<b>28</b> 01:13.750 Robert FAGG
ROW 5	10	<b>36</b> 01:12.800 Ryan POLLEY	9	<b>44</b> 01:12.750 Nick THORNTON-JONES
ROW 4	8	<b>49</b> 01:12.660 Daniel LEWIS	7	<b>67</b> 01:12.470 Adam READ
ROW 3	6	<b>77</b> 01:11.120 Kelly WILLIAMS	5	<b>15</b> 01:11.050 David ALLEN
ROW 2	4	<b>99</b> 01:10.160 Tom BELL	3	<b>16</b> 01:09.920 Alice HUGHES
ROW 1	2	<b>45</b> 01:08.710 Alistair CAMP	1	<b>96</b> 01:08.490 Matthew HOWARTH
<b>POLE</b>				



# Stock Hatch Championship



## Hot Hatch Series

### Provisional Results - Race 6

Pl	No	Cl	Name	Car	Laps	Time	Behind	MPH	Best Lap on	MPH	
1	96	HA	Matthew HOWARTH	Vauxhall Astra GSi	12	14:29.28		81.53	1:09.32	4	85.20
2	99	HB	Tom BELL	Ford Fiesta ST	12	14:31.23	1.95	81.34	1:10.11	3	84.24
3	15	HB	David ALLEN	Ford Fiesta ST	12	14:47.69	18.41	79.84	1:10.93	12	83.26
4	77	HB	Kelly WILLIAMS	Ford Fiesta ST	12	15:07.10	37.82	78.13	1:12.69	4	81.25
5	4	SH	Paul JARVIS	Citroen Saxo VTR	12	15:13.99	44.71	77.54	1:14.00	11	79.81
6	36	SH	Ryan POLLEY	Citroen Saxo VTR	12	15:17.66	48.38	77.23	1:13.60	12	80.24
7	67	HC	Adam READ	BMW Compact	12	15:18.67	49.39	77.14	1:13.99	2	79.82
8	28	SH	Robert FAGG	Citroen Saxo VTR	12	15:24.22	54.94	76.68	1:14.68	11	79.08
9	63	SH	Ian WILLIAMSON	Citroen Saxo VTR	12	15:24.47	55.19	76.66	1:14.14	12	79.66
10	94	HC	Mac Dr Evil McCARTHY	Ford Fiesta ST	12	15:24.91	55.63	76.62	1:13.97	12	79.84
11	70	SH	William HUNT	Citroen Saxo VTR	12	15:28.92	59.64	76.29	1:15.25	2	78.48
12	23	SH	Jordan HOLMES	Citroen Saxo VTR	12	15:35.53	1:06.25	75.75	1:15.10	3	78.64
13	10	SH	Martin WILSON	Citroen Saxo VTR	11	14:31.22	1 Lap	74.57	1:16.00	10	77.71
14	47	SH	David HANCOX	Citroen Saxo VTR	11	14:31.42	1 Lap	74.55	1:16.21	10	77.49
15	49	HC	Daniel LEWIS	Citroen Saxo VTR	11	14:32.52	1 Lap	74.46	1:15.26	9	78.47
16	22	SH	Jon HOBBS	Peugeot 106 Rallye	11	14:39.19	1 Lap	73.89	1:16.01	11	77.70
17	18	HC	Mark CARTER	Toyota Corolla T Sport	11	15:46.99	1 Lap	68.60	1:21.98	2	72.04

#### Not-Classified

45	HA	Alistair CAMP	Ford Fiesta ST	5	5:55.19	DNF	83.14	1:09.74	4	84.68
44	SH	Nick THORNTON-JONES	Citroen Saxo VTR	0		Starter				

#### Non-Starters

16	HA	Alice HUGHES	Ford Fiesta ST							
46	HB	Leon SHEPHERD	Ford Fiesta ST							
50	SH	Phil LAW	Citroen Saxo VTR							

#### Fastest Lap

96	HA	Matthew HOWARTH	Vauxhall Astra GSi					1:09.32	4	85.20
99	HB	Tom BELL	Ford Fiesta ST					1:10.11	3	84.24 Rec
36	SH	Ryan POLLEY	Citroen Saxo VTR					1:13.60	12	80.24
94	HC	Mac Dr Evil McCARTHY	Ford Fiesta ST					1:13.97	12	79.84

Weather / Track: Dry then damp

Start Time : 15:00

Silverstone National

07 May 16 15:17

Clerk of Course :	Time Issued :	Chief Timekeeper : Terry Stevens
-------------------	---------------	----------------------------------

THESE RESULTS REMAIN PROVISIONAL FOR A MINIMUM OF 30 MINUTES FROM THE TIME OF ISSUE AND UNTIL ALL JUDICIAL AND TECHNICAL MATTERS HAVE BEEN SETTLED.

# Lap Chart

## Demon Tweeks / Yokohama Stock Hatch + Royal Purple Hot Hatch - Race 6

Lap 1		Lap 2		Lap 3		Lap 4		Lap 5		Lap 6		Lap 7		Lap 8		Lap 9		Lap 10	
No	Time	No	Time	No	Time	No	Time	No	Time	No	Time	No	Time	No	Time	No	Time	No	Time
99	1:12.95	99	2:23.11	99	3:33.22	99	4:43.58	99	5:55.06	96	7:10.29	96	8:27.54	96	9:42.53	96	10:56.24	96	12:07.61
96	1:13.10	45	2:23.44	45	3:34.15	45	4:43.89	45	5:55.19	99	7:11.99	99	8:29.00	99	9:44.18	99	10:57.98	99	12:10.03
45	1:13.61	96	2:23.44	96	3:34.82	96	4:44.14	96	5:55.38	15	7:22.41	15	8:40.44	15	9:55.98	15	11:10.70	15	12:24.35
15	1:15.16	15	2:26.88	15	3:40.38	15	4:52.59	15	6:05.62	77	7:31.14	18	8:41.01 *1	18	10:08.63 *1	77	11:24.97	77	12:39.49
77	1:19.34	77	2:32.07	77	3:45.08	77	4:57.77	77	6:12.87	67	7:37.35	77	8:51.21	77	10:09.57	4	11:30.66	4	12:45.60
67	1:19.67	67	2:33.66	67	3:47.97	67	5:02.10	67	6:17.51	4	7:40.06	67	8:56.72	4	10:14.93	67	11:33.41	36	12:49.36
4	1:21.12	4	2:35.27	4	3:49.92	4	5:04.60	4	6:20.84	94	7:42.44	4	8:56.97	67	10:16.30	36	11:34.14	67	12:49.91
28	1:21.64	28	2:36.80	28	3:52.26	28	5:07.61	94	6:23.68	36	7:43.87	94	9:00.52	36	10:18.54	18	11:35.96 *1	28	12:54.05
94	1:22.66	94	2:37.54	94	3:53.26	94	5:08.10	28	6:24.66	63	7:44.62	36	9:01.02	28	10:20.87	28	11:36.82	63	12:55.42
70	1:24.05	70	2:39.30	36	3:54.80	36	5:09.83	36	6:25.90	28	7:47.06	28	9:02.28	63	10:23.19	63	11:39.61	94	12:56.03
23	1:24.74	36	2:40.58	70	3:54.81	70	5:11.18	70	6:29.41	70	7:47.53	63	9:04.39	94	10:23.61	94	11:40.13	70	12:57.59
63	1:24.74	63	2:42.12	63	3:57.36	63	5:12.38	63	6:29.57	23	7:48.69	70	9:05.63	70	10:24.04	70	11:41.46	23	12:57.79
22	1:25.38	23	2:42.53	23	3:57.63	23	5:12.92	23	6:29.88	47	7:59.70	23	9:07.11	23	10:24.74	23	11:41.93	18	13:00.91 *1
36	1:25.40	22	2:43.00	22	3:59.14	22	5:16.51	22	6:38.05	22	8:01.47	47	9:20.44	47	10:40.47	47	11:58.51	47	13:14.72
10	1:25.85	47	2:44.14	47	4:01.37	47	5:18.84	47	6:38.32	10	8:03.26	22	9:23.07	10	10:42.23	10	11:59.03	10	13:15.03
47	1:26.52	10	2:50.33	10	4:06.86	10	5:23.39	10	6:42.07	49	8:06.28	10	9:23.34	49	10:44.00	49	11:59.26	49	13:15.16
18	1:34.30	49	2:52.78	49	4:08.88	49	5:25.49	49	6:45.16			49	9:25.94	22	10:44.02	22	12:02.55		
49	1:36.16	18	2:56.28	18	4:19.67	18	5:43.17	18	7:10.15										

# Lap Chart

## Demon Tweeks / Yokohama Stock Hatch + Royal Purple Hot Hatch - Race 6

Lap 11		Lap 12		Lap 13		Lap 14		Lap 15		Lap 16		Lap 17		Lap 18		Lap 19		Lap 20	
No	Time	No	Time	No	Time	No	Time	No	Time	No	Time	No	Time	No	Time	No	Time	No	Time
96	13:18.35	96	14:29.28																
99	13:20.74	10	14:31.22 *1																
22	13:23.18 *1	99	14:31.23																
15	13:36.76	47	14:31.42 *1																
77	13:52.77	49	14:32.52 *1																
4	13:59.60	22	14:39.19 *1																
36	14:04.06	15	14:47.69																
67	14:04.36	77	15:07.10																
28	14:08.73	4	15:13.99																
63	14:10.33	36	15:17.66																
94	14:10.94	67	15:18.67																
70	14:12.91	28	15:24.22																
23	14:13.11	63	15:24.47																
18	14:23.84 *1	94	15:24.91																
		70	15:28.92																
		23	15:35.53																
		18	15:46.99 *1																

# Demon Tweeks / Yokohama Stock Hatch + Royal Purple Hot Hatch

## LAP TIMES - Race 6

---

### 4 Paul JARVIS

Lap	1	2	3	4	5	6	7	8	9	10
1	1:21.12	1:14.15	1:14.65	1:14.68	1:16.24	1:19.22	1:16.91	1:17.96	1:15.73	1:14.94
11	1:14.00	1:14.39								

---

### 10 Martin WILSON

Lap	1	2	3	4	5	6	7	8	9	10
1	1:25.85	1:24.48	1:16.53	1:16.53	1:18.68	1:21.19	1:20.08	1:18.89	1:16.80	1:16.00
11	1:16.19									

---

### 15 David ALLEN

Lap	1	2	3	4	5	6	7	8	9	10
1	1:15.16	1:11.72	1:13.50	1:12.21	1:13.03	1:16.79	1:18.03	1:15.54	1:14.72	1:13.65
11	1:12.41	1:10.93								

---

### 18 Mark CARTER

Lap	1	2	3	4	5	6	7	8	9	10
1	1:34.30	1:21.98	1:23.39	1:23.50	1:26.98	1:30.86	1:27.62	1:27.33	1:24.95	1:22.93
11	1:23.15									

---

### 22 Jon HOBBS

Lap	1	2	3	4	5	6	7	8	9	10
1	1:25.38	1:17.62	1:16.14	1:17.37	1:21.54	1:23.42	1:21.60	1:20.95	1:18.53	1:20.63
11	1:16.01									

---

### 23 Jordan HOLMES

Lap	1	2	3	4	5	6	7	8	9	10
1	1:24.74	1:17.79	1:15.10	1:15.29	1:16.96	1:18.81	1:18.42	1:17.63	1:17.19	1:15.86
11	1:15.32	1:22.42								

---

### 28 Robert FAGG

Lap	1	2	3	4	5	6	7	8	9	10
1	1:21.64	1:15.16	1:15.46	1:15.35	1:17.05	1:19.96	1:17.66	1:18.59	1:15.95	1:17.23
11	1:14.68	1:15.49								

---

### 36 Ryan POLLEY

Lap	1	2	3	4	5	6	7	8	9	10
1	1:25.40	1:15.18	1:14.22	1:15.03	1:16.07	1:17.97	1:17.15	1:17.52	1:15.60	1:15.22
11	1:14.70	1:13.60								

---

### 45 Alistair CAMP

Lap	1	2	3	4	5	6	7	8	9	10
1	1:13.61	1:09.83	1:10.71	1:09.74	1:11.30					

---

### 47 David HANCOX

Lap	1	2	3	4	5	6	7	8	9	10
1	1:26.52	1:17.62	1:17.23	1:17.47	1:19.48	1:21.38	1:20.74	1:20.03	1:18.04	1:16.21
11	1:16.70									

---

**49 Daniel LEWIS**

Lap	1	2	3	4	5	6	7	8	9	10
1	1:36.16	1:16.62	1:16.10	1:16.61	1:19.67	1:21.12	1:19.66	1:18.06	1:15.26	1:15.90
11	1:17.36									

---

**63 Ian WILLIAMSON**

Lap	1	2	3	4	5	6	7	8	9	10
1	1:24.74	1:17.38	1:15.24	1:15.02	1:17.19	1:17.49	1:17.33	1:18.80	1:16.42	1:15.81
11	1:14.91	1:14.14								

---

**67 Adam READ**

Lap	1	2	3	4	5	6	7	8	9	10
1	1:19.67	1:13.99	1:14.31	1:14.13	1:15.41	1:19.84	1:19.37	1:19.58	1:17.11	1:16.50
11	1:14.45	1:14.31								

---

**70 William HUNT**

Lap	1	2	3	4	5	6	7	8	9	10
1	1:24.05	1:15.25	1:15.51	1:16.37	1:18.23	1:18.12	1:18.10	1:18.41	1:17.42	1:16.13
11	1:15.32	1:16.01								

---

**77 Kelly WILLIAMS**

Lap	1	2	3	4	5	6	7	8	9	10
1	1:19.34	1:12.73	1:13.01	1:12.69	1:15.10	1:18.27	1:20.07	1:18.36	1:15.40	1:14.52
11	1:13.28	1:14.33								

---

**94 Mac Dr Evil McCARTHY**

Lap	1	2	3	4	5	6	7	8	9	10
1	1:22.66	1:14.88	1:15.72	1:14.84	1:15.58	1:18.76	1:18.08	1:23.09	1:16.52	1:15.90
11	1:14.91	1:13.97								

---

**96 Matthew HOWARTH**

Lap	1	2	3	4	5	6	7	8	9	10
1	1:13.10	1:10.34	1:11.38	1:09.32	1:11.24	1:14.91	1:17.25	1:14.99	1:13.71	1:11.37
11	1:10.74	1:10.93								

---

**99 Tom BELL**

Lap	1	2	3	4	5	6	7	8	9	10
1	1:12.95	1:10.16	1:10.11	1:10.36	1:11.48	1:16.93	1:17.01	1:15.18	1:13.80	1:12.05
11	1:10.71	1:10.49								