

Stock Hatch Championship



Hot Hatch Series

Qualifying 10

Pl	No	Cl	Name	Car	Laps	Time on Lap	Behind	MPH
1	46	B	Tom BELL	Ford Fiesta ST	6	1:41.45	6	72.75
2	16	A	Alice HUGHES	Ford Fiesta ST	6	1:42.92	6 1.47	71.71
3	61	B	Will ASHMORE	Honda Civic VTi	6	1:43.13	6 1.68	71.56
4	53	B	Andrew TSANG	BMW Compact	7	1:44.29	4 2.84	70.76
5	45	B	Alistair CAMP	Ford Fiesta ST	6	1:44.42	5 2.97	70.68
6	96	A	Matthew HOWARTH	Vauxhall Astra GSi	6	1:45.84	6 4.39	69.73
7	49	B	Daniel LEWIS	Citroen Saxo VTR	6	1:46.57	3 5.12	69.25
8	6	A	Matty TAYLOR	BMW Compact	6	1:47.14	5 5.69	68.88
9	15	B	David ALLEN	Ford Fiesta ST	6	1:47.44	5 5.99	68.69
10	4	S	Paul JARVIS	Citroen Saxo VTR	6	1:47.67	3 6.22	68.54
11	67	C	Adam READ	BMW Compact	6	1:48.08	6 6.63	68.28
12	50	S	Phil LAW	Citroen Saxo VTR	6	1:48.48	5 7.03	68.03
13	28	S	Robert FAGG	Citroen Saxo VTR	6	1:49.24	2 7.79	67.56
14	94	C	Mac Dr Evil McCARTHY	Ford Fiesta ST	6	1:50.22	6 8.77	66.96
15	36	S	Ryan POLLEY	Citroen Saxo VTR	5	1:50.26	4 8.81	66.93
16	88	B	Mark TSANG	BMW Compact	6	1:50.90	4 9.45	66.55
17	77	B	Kelly WILLIAMS	Ford Fiesta ST	6	1:50.90	6 9.45	66.55
18	70	S	William HUNT	Citroen Saxo VTR	6	1:51.01	3 9.56	66.48
19	63	S	Ian WILLIAMSON	Citroen Saxo VTR	6	1:52.42	6 10.97	65.65
20	23	S	Jordan HOLMES	Citroen Saxo VTR	6	1:52.98	6 11.53	65.32
21	10	S	Martin WILSON	Citroen Saxo VTR	6	1:53.41	4 11.96	65.07
22	97	C	Rachel PEARSON	Volkswagen Golf GTi	6	1:54.58	6 13.13	64.41
23	47	S	David HANCOX	Citroen Saxo VTR	4	1:55.45	4 14.00	63.92
24	107	C	Dan COLLETT	BMW Compact	2	2:08.35	2 26.90	57.50

Not-Seen

8 C Mark CARTER BMW Compact

Weather / Track:

Start Time : 09:39

Rockingham Internation Super Sportscar Long

11 Sep 16 10:03

Clerk of Course :	Time Issued :	Chief Timekeeper : Terry Stevens
-------------------	---------------	----------------------------------

THESE RESULTS REMAIN PROVISIONAL FOR A MINIMUM OF 30 MINUTES FROM THE TIME OF ISSUE AND UNTIL ALL JUDICIAL AND TECHNICAL MATTERS HAVE BEEN SETTLED.

Demon Tweeks / Yokohama Stock Hatch + Royal Purple Hot Hatch


LAP TIMES - Qualifying 10

4	Paul JARVIS										
	Lap	1	2	3	4	5	6	7	8	9	10
	1	2:53.34	1:54.40	1:47.67	1:52.66	1:49.72	1:49.84				
6	Matty TAYLOR										
	Lap	1	2	3	4	5	6	7	8	9	10
	1	2:37.11	1:53.13	1:50.82	1:48.07	1:47.14	1:47.42				
10	Martin WILSON										
	Lap	1	2	3	4	5	6	7	8	9	10
	1	2:31.22	2:02.02	1:55.62	1:53.41	1:53.48	1:55.73				
15	David ALLEN										
	Lap	1	2	3	4	5	6	7	8	9	10
	1	2:52.42	1:51.48	1:49.07	1:49.97	1:47.44	1:47.91				
16	Alice HUGHES										
	Lap	1	2	3	4	5	6	7	8	9	10
	1	2:35.12	1:51.99	1:43.07	1:43.04	1:45.45	1:42.92				
23	Jordan HOLMES										
	Lap	1	2	3	4	5	6	7	8	9	10
	1	2:57.61	1:58.21	1:54.41	1:54.40	1:54.60	1:52.98				
28	Robert FAGG										
	Lap	1	2	3	4	5	6	7	8	9	10
	1	3:08.14	1:49.24	2:03.34	1:49.70	1:50.06	1:56.51				
36	Ryan POLLEY										
	Lap	1	2	3	4	5	6	7	8	9	10
	1	2:13.59	1:52.17	1:50.72	1:50.26	3:46.99					
45	Alistair CAMP										
	Lap	1	2	3	4	5	6	7	8	9	10
	1	2:42.51	1:48.32	1:47.04	1:44.48	1:44.42	1:47.71				
46	Tom BELL										
	Lap	1	2	3	4	5	6	7	8	9	10
	1	2:40.77	1:43.17	1:41.61	1:41.83	1:42.21	1:41.45				
47	David HANCOX										
	Lap	1	2	3	4	5	6	7	8	9	10
	1	6:27.36	2:16.18	1:58.56	1:55.45						
49	Daniel LEWIS										
	Lap	1	2	3	4	5	6	7	8	9	10
	1	2:13.63	1:48.17	1:46.57	1:47.68	2:27.97	1:52.22				
50	Phil LAW										
	Lap	1	2	3	4	5	6	7	8	9	10
	1	2:33.85	1:54.60	1:54.81	1:49.27	1:48.48	1:49.90				

53	Andrew TSANG									
Lap	1	2	3	4	5	6	7	8	9	10
1	2:08.30	1:47.78	1:45.34	1:44.29	1:45.00	1:44.95	1:44.41			
61	Will ASHMORE									
Lap	1	2	3	4	5	6	7	8	9	10
1	2:49.59	1:46.56	1:46.05	1:44.86	1:43.40	1:43.13				
63	Ian WILLIAMSON									
Lap	1	2	3	4	5	6	7	8	9	10
1	2:59.48	1:57.02	1:55.68	1:53.44	1:54.50	1:52.42				
67	Adam READ									
Lap	1	2	3	4	5	6	7	8	9	10
1	2:20.85	1:49.27	1:48.88	1:50.60	1:48.47	1:48.08				
70	William HUNT									
Lap	1	2	3	4	5	6	7	8	9	10
1	2:47.27	1:53.85	1:51.01	1:53.13	1:52.55	1:51.99				
77	Kelly WILLIAMS									
Lap	1	2	3	4	5	6	7	8	9	10
1	2:49.08	2:02.77	1:51.63	1:53.76	1:53.46	1:50.90				
88	Mark TSANG									
Lap	1	2	3	4	5	6	7	8	9	10
1	2:14.69	1:51.11	1:52.56	1:50.90	1:55.03	1:52.52				
94	Mac Dr Evil McCARTHY									
Lap	1	2	3	4	5	6	7	8	9	10
1	2:52.67	2:03.12	1:54.95	1:52.20	1:51.02	1:50.22				
96	Matthew HOWARTH									
Lap	1	2	3	4	5	6	7	8	9	10
1	2:32.59	1:56.68	1:50.49	1:47.15	1:47.09	1:45.84				
97	Rachel PEARSON									
Lap	1	2	3	4	5	6	7	8	9	10
1	2:30.71	1:59.26	1:58.17	1:56.65	1:54.93	1:54.58				
107	Dan COLLETT									
Lap	1	2	3	4	5	6	7	8	9	10
1	2:47.14	2:08.35								



RACE GRID




Demon Tweeks / Yokohama Stock Hatch + Royal Purple Hot Hatch

Race 16

ROW 14		47 01:55.450 David HANCOX	
ROW 13	10 01:53.410 Martin WILSON		23 01:52.980 Jordan HOLMES
ROW 12	63 01:52.420 Ian WILLIAMSON	70 01:51.010 William HUNT	
ROW 11	36 01:50.260 Ryan POLLEY		28 01:49.240 Robert FAGG
ROW 10	50 01:48.480 Phil LAW	4 01:47.670 Paul JARVIS	
ROW 9			
ROW 8		107 02:08.350 Dan COLLETT	
ROW 7	97 01:54.580 Rachel PEARSON		77 01:50.900 Kelly WILLIAMS
ROW 6	88 01:50.900 Mark TSANG	94 01:50.220 Mac Dr Evil McCARTHY	
ROW 5	67 01:48.080 Adam READ		15 01:47.440 David ALLEN
ROW 4	6 01:47.140 Matty TAYLOR	49 01:46.570 Daniel LEWIS	
ROW 3	96 01:45.840 Matthew HOWARTH		45 01:44.420 Alistair CAMP
ROW 2	53 01:44.290 Andrew TSANG	61 01:43.130 Will ASHMORE	
ROW 1	16 01:42.920 Alice HUGHES		46 01:41.450 Tom BELL

POLE



Stock Hatch will start with a 10 second delay

Stock Hatch Championship



Hot Hatch Series

Provisional Results - Race 16

Pl	No	Cl	Name	Car	Laps	Time	Behind	MPH	Best Lap on	MPH
1	61	B	Will ASHMORE	Honda Civic VTI	9	15:40.76		70.60	1:43.11	3 71.57
2	45	A	Alistair CAMP	Ford Fiesta ST	9	15:45.94	5.18	70.22	1:42.79	4 71.80
3	16	A	Alice HUGHES	Ford Fiesta ST	9	15:46.28	5.52	70.19	1:43.51	4 71.30
4	96	A	Matthew HOWARTH	Vauxhall Astra GSi	9	15:58.77	18.01	69.28	1:44.92	3 70.34
5	53	B	Andrew TSANG	BMW Compact	9	16:01.76	21.00	69.06	1:45.25	3 70.12
6	15	B	David ALLEN	Ford Fiesta ST	9	16:04.87	24.11	68.84	1:45.48	7 69.97
7	6	A	Matty TAYLOR	BMW Compact	9	16:17.63	36.87	67.94	1:46.38	7 69.37
8	67	C	Adam READ	BMW Compact	9	16:31.00	50.24	67.02	1:48.45	3 68.05
9	4	S	Paul JARVIS	Citroen Saxo VTR	9	16:40.52	59.76	66.39	1:48.19	3 68.21
10	77	B	Kelly WILLIAMS	Ford Fiesta ST	9	16:42.99	1:02.23	66.22	1:48.95	2 67.74
11	50	S	Phil LAW	Citroen Saxo VTR	9	16:47.18	1:06.42	65.95	1:48.16	3 68.23
12	36	S	Ryan POLLEY	Citroen Saxo VTR	9	16:47.73	1:06.97	65.91	1:48.99	3 67.71
13	88	C	Mark TSANG	BMW Compact	9	16:49.63	1:08.87	65.79	1:49.57	2 67.35
14	94	C	Mac Dr Evil McCARTHY	Ford Fiesta ST	9	16:50.46	1:09.70	65.73	1:50.03	8 67.07
15	28	S	Robert FAGG	Citroen Saxo VTR	9	16:50.96	1:10.20	65.70	1:49.40	3 67.46
16	70	S	William HUNT	Citroen Saxo VTR	9	17:03.62	1:22.86	64.89	1:51.22	7 66.35
17	23	S	Jordan HOLMES	Citroen Saxo VTR	9	17:08.56	1:27.80	64.58	1:51.69	8 66.08
18	63	S	Ian WILLIAMSON	Citroen Saxo VTR	9	17:08.94	1:28.18	64.55	1:51.37	3 66.27
19	97	C	Rachel PEARSON	Volkswagen Golf GTi	9	17:35.97	1:55.21	62.90	1:55.78	5 63.74
20	47	S	David HANCOX	Citroen Saxo VTR	8	15:53.35	1 Lap	61.93	1:55.25	7 64.03
21	107	C	Dan COLLETT	BMW Compact	8	16:04.76	1 Lap	61.20	1:57.57	6 62.77

Not-Classified

10	S	Martin WILSON	Citroen Saxo VTR	6	11:40.43	DNF	63.22	1:52.86	2 65.39
46	B	Tom BELL	Ford Fiesta ST	5	8:39.46	DNF	71.04	1:41.76	2 72.52
49	B	Daniel LEWIS	Citroen Saxo VTR	3	5:32.22	DNF	66.64	1:47.57	3 68.61

Fastest Lap

46	B	Tom BELL	Ford Fiesta ST				1:41.76	2 72.52 Rec
45	A	Alistair CAMP	Ford Fiesta ST				1:42.79	4 71.80 Rec
50	S	Phil LAW	Citroen Saxo VTR				1:48.16	3 68.23
67	C	Adam READ	BMW Compact				1:48.45	3 68.05 Rec

No 45 change of class

Weather / Track:

Start Time : 13:55

Knockington International Super Sportscar London

11 Sep 16 16:00

Clerk of Course :	Time Issued :	Chief Timekeeper : Terry Stevens
-------------------	---------------	----------------------------------

THESE RESULTS REMAIN PROVISIONAL FOR A MINIMUM OF 30 MINUTES FROM THE TIME OF ISSUE AND UNTIL ALL JUDICIAL AND TECHNICAL MATTERS HAVE BEEN SETTLED.

Lap Chart

Demon Tweeks / Yokohama Stock Hatch + Royal Purple Hot Hatch - Race 16

Lap 1		Lap 2		Lap 3		Lap 4		Lap 5		Lap 6		Lap 7		Lap 8		Lap 9		Lap 10	
No	Time	No	Time	No	Time	No	Time	No	Time	No	Time	No	Time	No	Time	No	Time	No	Time
61	1:50.76	46	3:33.04	46	5:15.40	46	6:57.70	46	8:39.46	61	10:27.73	61	12:11.61	61	13:56.15	61	15:40.76		
16	1:50.79	61	3:34.54	61	5:17.65	61	7:00.81	61	8:44.19	16	10:32.05	45	12:17.33	45	14:00.93	45	15:45.94		
46	1:51.28	16	3:35.34	16	5:19.92	16	7:03.43	16	8:47.64	45	10:32.50	16	12:17.67	16	14:01.50	16	15:46.28		
96	1:53.93	45	3:38.60	45	5:21.86	45	7:04.65	45	8:48.10	96	10:40.86	96	12:26.96	107	14:06.39 *1	47	15:53.35 *1		
45	1:54.58	96	3:39.52	96	5:24.44	96	7:09.69	96	8:55.06	53	10:43.97	53	12:30.07	96	14:11.95	96	15:58.77		
53	1:54.60	53	3:41.60	53	5:26.85	53	7:12.27	53	8:58.12	15	10:48.07	15	12:33.55	53	14:15.87	53	16:01.76		
49	1:56.58	15	3:43.10	15	5:29.32	15	7:15.64	15	9:02.06	6	10:55.83	6	12:42.21	15	14:19.06	107	16:04.76 *1		
15	1:57.48	49	3:44.65	49	5:32.22	6	7:19.87	6	9:07.58	67	11:03.99	67	12:53.03	6	14:29.13	15	16:04.87		
6	1:57.58	6	3:45.40	6	5:32.25	67	7:25.75	67	9:14.88	77	11:09.19	77	13:00.27	67	14:42.18	6	16:17.63		
67	1:59.53	67	3:48.47	67	5:36.92	77	7:28.62	77	9:18.81	4	11:12.99	4	13:02.06	4	14:51.54	67	16:31.00		
77	2:00.50	77	3:49.45	77	5:38.95	88	7:32.74	4	9:24.12	88	11:16.04	50	13:07.91	77	14:52.14	4	16:40.52		
88	2:01.09	88	3:50.66	88	5:41.15	4	7:34.31	88	9:25.18	50	11:16.70	88	13:08.30	50	14:57.55	77	16:42.99		
94	2:01.81	94	3:52.83	94	5:43.70	50	7:36.57	50	9:25.55	94	11:18.16	36	13:08.72	36	14:58.17	50	16:47.18		
97	2:04.26	4	3:55.94	4	5:44.13	94	7:36.96	94	9:27.37	36	11:18.48	94	13:09.82	88	14:59.01	36	16:47.73		
4	2:07.12	50	3:57.28	50	5:45.44	28	7:37.64	36	9:28.04	28	11:18.89	28	13:10.23	94	14:59.85	88	16:49.63		
50	2:07.99	28	3:58.38	28	5:47.78	36	7:38.01	28	9:28.43	70	11:29.12	70	13:20.34	28	15:00.26	94	16:50.46		
28	2:08.62	36	3:59.38	36	5:48.37	70	7:46.13	70	9:37.69	23	11:32.94	23	13:24.86	70	15:11.95	28	16:50.96		
107	2:08.92	97	4:00.71	70	5:54.65	23	7:49.36	23	9:41.23	63	11:33.26	63	13:25.11	23	15:16.55	70	17:03.62		
36	2:09.46	70	4:02.22	97	5:56.82	63	7:49.63	63	9:41.46	10	11:40.43	97	13:42.68	63	15:16.85	23	17:08.56		
70	2:10.66	23	4:04.60	23	5:57.17	10	7:52.27	10	9:45.16	97	11:45.85	47	13:54.97	97	15:39.26	63	17:08.94		
23	2:12.16	10	4:05.54	63	5:57.64	97	7:53.58	97	9:49.36	47	11:59.72					97	17:35.97		
10	2:12.68	63	4:06.27	10	5:58.68	107	8:08.40	47	10:04.30	107	12:05.09								
63	2:13.42	107	4:10.30	107	6:08.69	47	8:08.92	107	10:07.52										
47	2:22.67	47	4:18.12	47	6:13.57														

Demon Tweeks / Yokohama Stock Hatch + Royal Purple Hot Hatch

LAP TIMES - Race 16

4	Paul JARVIS										
	Lap	1	2	3	4	5	6	7	8	9	10
	1	1:51.85	1:48.82	1:48.19	1:50.18	1:49.81	1:48.87	1:49.07	1:49.48	1:48.98	
6	Matty TAYLOR										
	Lap	1	2	3	4	5	6	7	8	9	10
	1	1:53.61	1:47.82	1:46.85	1:47.62	1:47.71	1:48.25	1:46.38	1:46.92	1:48.50	
10	Martin WILSON										
	Lap	1	2	3	4	5	6	7	8	9	10
	1	1:55.97	1:52.86	1:53.14	1:53.59	1:52.89	1:55.27				
15	David ALLEN										
	Lap	1	2	3	4	5	6	7	8	9	10
	1	1:52.69	1:45.62	1:46.22	1:46.32	1:46.42	1:46.01	1:45.48	1:45.51	1:45.81	
16	Alice HUGHES										
	Lap	1	2	3	4	5	6	7	8	9	10
	1	1:47.67	1:44.55	1:44.58	1:43.51	1:44.21	1:44.41	1:45.62	1:43.83	1:44.78	
23	Jordan HOLMES										
	Lap	1	2	3	4	5	6	7	8	9	10
	1	1:55.58	1:52.44	1:52.57	1:52.19	1:51.87	1:51.71	1:51.92	1:51.69	1:52.01	
28	Robert FAGG										
	Lap	1	2	3	4	5	6	7	8	9	10
	1	1:52.74	1:49.76	1:49.40	1:49.86	1:50.79	1:50.46	1:51.34	1:50.03	1:50.70	
36	Ryan POLLEY										
	Lap	1	2	3	4	5	6	7	8	9	10
	1	1:53.29	1:49.92	1:48.99	1:49.64	1:50.03	1:50.44	1:50.24	1:49.45	1:49.56	
45	Alistair CAMP										
	Lap	1	2	3	4	5	6	7	8	9	10
	1	1:50.77	1:44.02	1:43.26	1:42.79	1:43.45	1:44.40	1:44.83	1:43.60	1:45.01	
46	Tom BELL										
	Lap	1	2	3	4	5	6	7	8	9	10
	1	1:48.64	1:41.76	1:42.36	1:42.30	1:41.76					
47	David HANCOX										
	Lap	1	2	3	4	5	6	7	8	9	10
	1	2:06.07	1:55.45	1:55.45	1:55.35	1:55.38	1:55.42	1:55.25	1:58.38		
49	Daniel LEWIS										
	Lap	1	2	3	4	5	6	7	8	9	10
	1	1:52.62	1:48.07	1:47.57							
50	Phil LAW										
	Lap	1	2	3	4	5	6	7	8	9	10
	1	1:52.49	1:49.29	1:48.16	1:51.13	1:48.98	1:51.15	1:51.21	1:49.64	1:49.63	

53	Andrew TSANG									
Lap	1	2	3	4	5	6	7	8	9	10
1	1:51.83	1:47.00	1:45.25	1:45.42	1:45.85	1:45.85	1:46.10	1:45.80	1:45.89	
61	Will ASHMORE									
Lap	1	2	3	4	5	6	7	8	9	10
1	1:47.59	1:43.78	1:43.11	1:43.16	1:43.38	1:43.54	1:43.88	1:44.54	1:44.61	
63	Ian WILLIAMSON									
Lap	1	2	3	4	5	6	7	8	9	10
1	1:56.99	1:52.85	1:51.37	1:51.99	1:51.83	1:51.80	1:51.85	1:51.74	1:52.09	
67	Adam READ									
Lap	1	2	3	4	5	6	7	8	9	10
1	1:55.18	1:48.94	1:48.45	1:48.83	1:49.13	1:49.11	1:49.04	1:49.15	1:48.82	
70	William HUNT									
Lap	1	2	3	4	5	6	7	8	9	10
1	1:54.29	1:51.56	1:52.43	1:51.48	1:51.56	1:51.43	1:51.22	1:51.61	1:51.67	
77	Kelly WILLIAMS									
Lap	1	2	3	4	5	6	7	8	9	10
1	1:54.65	1:48.95	1:49.50	1:49.67	1:50.19	1:50.38	1:51.08	1:51.87	1:50.85	
88	Mark TSANG									
Lap	1	2	3	4	5	6	7	8	9	10
1	1:55.89	1:49.57	1:50.49	1:51.59	1:52.44	1:50.86	1:52.26	1:50.71	1:50.62	
94	Mac Dr Evil McCARTHY									
Lap	1	2	3	4	5	6	7	8	9	10
1	1:56.21	1:51.02	1:50.87	1:53.26	1:50.41	1:50.79	1:51.66	1:50.03	1:50.61	
96	Matthew HOWARTH									
Lap	1	2	3	4	5	6	7	8	9	10
1	1:50.25	1:45.59	1:44.92	1:45.25	1:45.37	1:45.80	1:46.10	1:44.99	1:46.82	
97	Rachel PEARSON									
Lap	1	2	3	4	5	6	7	8	9	10
1	1:58.53	1:56.45	1:56.11	1:56.76	1:55.78	1:56.49	1:56.83	1:56.58	1:56.71	
107	Dan COLLETT									
Lap	1	2	3	4	5	6	7	8	9	10
1	2:02.76	2:01.38	1:58.39	1:59.71	1:59.12	1:57.57	2:01.30	1:58.37		

Stock Hatch Championship



Hot Hatch Series

Qualifying 10

2nd Best Times

Pl	No	Cl	Name	Car	Laps	2nd Best on Lap
1	46	B	Tom BELL	Ford Fiesta ST	6	1:41.61 3
2	16	A	Alice HUGHES	Ford Fiesta ST	6	1:43.04 4
3	61	B	Will ASHMORE	Honda Civic VTi	6	1:43.40 5
4	53	B	Andrew TSANG	BMW Compact	7	1:44.41 7
5	45	B	Alistair CAMP	Ford Fiesta ST	6	1:44.48 4
6	96	A	Matthew HOWARTH	Vauxhall Astra GSi	6	1:47.09 5
7	6	A	Matty TAYLOR	BMW Compact	6	1:47.42 6
8	49	B	Daniel LEWIS	Citroen Saxo VTR	6	1:47.68 4
9	15	B	David ALLEN	Ford Fiesta ST	6	1:47.91 6
10	67	C	Adam READ	BMW Compact	6	1:48.47 5
11	50	S	Phil LAW	Citroen Saxo VTR	6	1:49.27 4
12	28	S	Robert FAGG	Citroen Saxo VTR	6	1:49.70 4
13	4	S	Paul JARVIS	Citroen Saxo VTR	6	1:49.72 5
14	36	S	Ryan POLLEY	Citroen Saxo VTR	5	1:50.72 3
15	94	C	Mac Dr Evil McCARTHY	Ford Fiesta ST	6	1:51.02 5
16	88	B	Mark TSANG	BMW Compact	6	1:51.11 2
17	77	B	Kelly WILLIAMS	Ford Fiesta ST	6	1:51.63 3
18	70	S	William HUNT	Citroen Saxo VTR	6	1:51.99 6
19	63	S	Ian WILLIAMSON	Citroen Saxo VTR	6	1:53.44 4
20	10	S	Martin WILSON	Citroen Saxo VTR	6	1:53.48 5
21	23	S	Jordan HOLMES	Citroen Saxo VTR	6	1:54.40 4
22	97	C	Rachel PEARSON	Volkswagen Golf GTi	6	1:54.93 5
23	47	S	David HANCOX	Citroen Saxo VTR	4	1:58.56 3
24	107	C	Dan COLLETT	BMW Compact	2	2:47.14 1

Not-Seen

8 C Mark CARTER BMW Compact

Weather / Track:

Start Time : 09:39


Rockingham Internation Super Sportscar Long

11 Sep 16 10:04


Clerk of Course :	Time Issued :	Chief Timekeeper : Terry Stevens
-------------------	---------------	----------------------------------

THESE RESULTS REMAIN PROVISIONAL FOR A MINIMUM OF 30 MINUTES FROM THE TIME OF ISSUE AND UNTIL ALL JUDICIAL AND TECHNICAL MATTERS HAVE BEEN SETTLED.

Results produced on HS Sports Timing and Results Systems. Results online at www.750MC.co.uk



RACE GRID



Demon Tweeks / Yokohama Stock Hatch + Royal Purple Hot Hatch

Race 21

ROW 14		47 01:58.560 David HANCOX	
ROW 13	23 01:54.400 Jordan HOLMES		10 01:53.480 Martin WILSON
ROW 12	63 01:53.440 Ian WILLIAMSON	70 01:51.990 William HUNT	
ROW 11	36 01:50.720 Ryan POLLEY		4 01:49.720 Paul JARVIS
ROW 10	28 01:49.700 Robert FAGG	50 01:49.270 Phil LAW	
ROW 9			
ROW 8		107 02:47.140 Dan COLLETT	
ROW 7	97 01:54.930 Rachel PEARSON		77 01:51.630 Kelly WILLIAMS
ROW 6	88 01:51.110 Mark TSANG	94 01:51.020 Mac Dr Evil McCARTHY	
ROW 5	67 01:48.470 Adam READ		15 01:47.910 David ALLEN
ROW 4	49 01:47.680 Daniel LEWIS	6 01:47.420 Matty TAYLOR	
ROW 3	96 01:47.090 Matthew HOWARTH		45 01:44.480 Alistair CAMP
ROW 2	53 01:44.410 Andrew TSANG	61 01:43.400 Will ASHMORE	
ROW 1	16 01:43.040 Alice HUGHES		46 01:41.610 Tom BELL

POLE



Stock Hatch will start with a 10 second delay

Stock Hatch Championship



Hot Hatch Series

Provisional Results - Race 21

Pl	No	Cl	Name	Car	Laps	Time	Behind	MPH	Best Lap on	MPH
1	46	B	Tom BELL	Ford Fiesta ST	9	15:32.74		71.21	1:42.08	3 72.30
2	61	B	Will ASHMORE	Honda Civic VTi	9	15:37.84	5.10	70.82	1:42.97	6 71.67
3	45	A	Alistair CAMP	Ford Fiesta ST	9	15:40.39	7.65	70.63	1:42.90	2 71.72
4	96	A	Matthew HOWARTH	Vauxhall Astra GSi	9	15:58.66	25.92	69.28	1:44.65	8 70.52
5	15	B	David ALLEN	Ford Fiesta ST	9	16:02.33	29.59	69.02	1:44.89	6 70.36
6	53	B	Andrew TSANG	BMW Compact	9	16:04.68	31.94	68.85	1:45.79	9 69.76
7	6	A	Matty TAYLOR	BMW Compact	9	16:05.36	32.62	68.80	1:45.57	7 69.91
8	77	B	Kelly WILLIAMS	Ford Fiesta ST	9	16:42.87	1:10.13	66.23	1:49.17	2 67.60
9	94	C	Mac Dr Evil McCARTHY	Ford Fiesta ST	9	16:43.97	1:11.23	66.16	1:49.94	5 67.13
10	67	C	Adam READ	BMW Compact	9	16:44.12	1:11.38	66.15	1:49.44	9 67.43
11	88	C	Mark TSANG	BMW Compact	9	16:46.12	1:13.38	66.02	1:49.57	3 67.35
12	36	S	Ryan POLLEY	Citroen Saxo VTR	9	16:46.36	1:13.62	66.00	1:48.65	5 67.92
13	50	S	Phil LAW	Citroen Saxo VTR	9	16:46.99	1:14.25	65.96	1:48.12	4 68.26
14	4	S	Paul JARVIS	Citroen Saxo VTR	9	16:48.83	1:16.09	65.84	1:48.74	6 67.87
15	28	S	Robert FAGG	Citroen Saxo VTR	9	16:54.02	1:21.28	65.50	1:49.57	9 67.35
16	70	S	William HUNT	Citroen Saxo VTR	9	16:58.19	1:25.45	65.23	1:50.02	4 67.08
17	23	S	Jordan HOLMES	Citroen Saxo VTR	9	17:08.19	1:35.45	64.60	1:51.11	5 66.42
18	63	S	Ian WILLIAMSON	Citroen Saxo VTR	9	17:08.66	1:35.92	64.57	1:51.44	5 66.22
19	10	S	Martin WILSON	Citroen Saxo VTR	9	17:15.55	1:42.81	64.14	1:52.53	9 65.58
20	47	S	David HANCOX	Citroen Saxo VTR	8	15:45.89	1 Lap	62.42	1:53.73	6 64.89
21	107	C	Dan COLLETT	BMW Compact	8	15:51.64	1 Lap	62.04	1:55.41	7 63.95

Non-Starters

16	A	Alice HUGHES	Ford Fiesta ST
49	B	Daniel LEWIS	Citroen Saxo VTR
97	C	Rachel PEARSON	Volkswagen Golf GTi

Fastest Lap

46	B	Tom BELL	Ford Fiesta ST	1:42.08	3	72.30
45	A	Alistair CAMP	Ford Fiesta ST	1:42.90	2	71.72 Rec
50	S	Phil LAW	Citroen Saxo VTR	1:48.12	4	68.26
67	C	Adam READ	BMW Compact	1:49.44	9	67.43

Weather / Track:

Start Time : 16:47

Knockington International Super Sportscar Lon

11 Sep 16 17:05

Clerk of Course :	Time Issued :	Chief Timekeeper : Terry Stevens
-------------------	---------------	----------------------------------

THESE RESULTS REMAIN PROVISIONAL FOR A MINIMUM OF 30 MINUTES FROM THE TIME OF ISSUE AND UNTIL ALL JUDICIAL AND TECHNICAL MATTERS HAVE BEEN SETTLED.

Lap Chart

Demon Tweeks / Yokohama Stock Hatch + Royal Purple Hot Hatch - Race 21

Lap 1		Lap 2		Lap 3		Lap 4		Lap 5		Lap 6		Lap 7		Lap 8		Lap 9		Lap 10	
No	Time	No	Time	No	Time	No	Time	No	Time	No	Time	No	Time	No	Time	No	Time	No	Time
46	1:50.86	46	3:33.53	46	5:15.61	46	6:57.72	46	8:39.92	46	10:23.18	46	12:06.05	46	13:48.99	46	15:32.74		
61	1:51.25	61	3:34.53	61	5:17.56	61	7:00.97	45	8:44.86	45	10:28.22	45	12:11.24	107	13:53.04 *1	61	15:37.84		
45	1:52.56	45	3:35.46	45	5:18.40	45	7:01.36	61	8:45.64	61	10:28.61	61	12:11.79	45	13:54.57	45	15:40.39		
53	1:53.77	53	3:39.93	53	5:26.42	53	7:12.61	53	8:58.63	96	10:44.10	96	12:29.06	61	13:54.85	47	15:45.89 *1		
6	1:54.42	6	3:40.49	6	5:26.93	96	7:13.88	96	8:59.00	53	10:45.18	53	12:31.47	96	14:13.71	107	15:51.64 *1		
96	1:55.69	96	3:41.45	96	5:27.28	6	7:14.38	15	9:00.94	15	10:45.83	15	12:31.62	15	14:17.40	96	15:58.66		
15	1:57.27	15	3:43.34	15	5:29.21	15	7:14.98	6	9:02.12	6	10:47.86	6	12:33.43	53	14:18.89	15	16:02.33		
94	1:59.51	94	3:49.52	94	5:39.68	94	7:30.84	94	9:20.78	94	11:11.62	94	13:02.56	6	14:19.79	53	16:04.68		
77	2:01.13	77	3:50.30	77	5:40.28	77	7:30.87	77	9:22.01	77	11:12.00	77	13:02.61	77	14:52.86	6	16:05.36		
67	2:01.26	67	3:51.19	67	5:40.99	67	7:31.67	88	9:23.80	88	11:13.45	88	13:03.36	94	14:53.34	77	16:42.87		
88	2:01.75	88	3:51.96	88	5:41.53	88	7:32.39	67	9:24.22	67	11:13.85	67	13:03.74	88	14:53.76	94	16:43.97		
107	2:05.86	4	3:59.33	4	5:49.07	4	7:37.85	4	9:26.85	4	11:15.59	4	13:04.60	67	14:54.68	67	16:44.12		
50	2:07.53	50	3:59.79	36	5:50.03	36	7:38.73	36	9:27.38	36	11:16.21	36	13:05.26	36	14:56.19	88	16:46.12		
4	2:07.80	36	4:00.36	70	5:51.87	50	7:40.11	50	9:28.65	50	11:17.02	50	13:05.69	50	14:56.50	36	16:46.36		
28	2:08.69	70	4:00.97	50	5:51.99	70	7:41.89	70	9:32.32	70	11:24.83	28	13:14.63	4	14:56.56	50	16:46.99		
36	2:09.27	28	4:01.22	28	5:52.80	28	7:42.67	28	9:32.65	28	11:24.89	70	13:16.34	28	15:04.45	4	16:48.83		
70	2:09.68	23	4:04.48	23	5:56.90	23	7:48.59	23	9:39.70	23	11:31.32	23	13:23.03	70	15:07.27	28	16:54.02		
23	2:11.69	10	4:05.38	63	5:57.43	63	7:49.19	63	9:40.63	63	11:32.26	63	13:23.72	23	15:15.36	70	16:58.19		
10	2:11.90	63	4:05.58	10	5:58.86	10	7:51.63	10	9:44.82	10	11:37.75	10	13:30.32	63	15:15.91	23	17:08.19		
63	2:12.80	107	4:05.74	107	6:03.12	47	7:59.18	47	10:00.43	47	11:54.16	47	13:48.92	10	15:23.02	63	17:08.66		
47	2:13.83	47	4:07.63	47	6:03.36	107	8:04.07	107	10:01.65	107	11:57.63					10	17:15.55		

Demon Tweeks / Yokohama Stock Hatch + Royal Purple Hot Hatch

LAP TIMES - Race 21

4	Paul JARVIS										
	Lap	1	2	3	4	5	6	7	8	9	10
	1	1:52.70	1:51.53	1:49.74	1:48.78	1:49.00	1:48.74	1:49.01	1:51.96	1:52.27	
6	Matty TAYLOR										
	Lap	1	2	3	4	5	6	7	8	9	10
	1	1:50.62	1:46.07	1:46.44	1:47.45	1:47.74	1:45.74	1:45.57	1:46.36	1:45.57	
10	Martin WILSON										
	Lap	1	2	3	4	5	6	7	8	9	10
	1	1:55.98	1:53.48	1:53.48	1:52.77	1:53.19	1:52.93	1:52.57	1:52.70	1:52.53	
15	David ALLEN										
	Lap	1	2	3	4	5	6	7	8	9	10
	1	1:52.65	1:46.07	1:45.87	1:45.77	1:45.96	1:44.89	1:45.79	1:45.78	1:44.93	
23	Jordan HOLMES										
	Lap	1	2	3	4	5	6	7	8	9	10
	1	1:55.87	1:52.79	1:52.42	1:51.69	1:51.11	1:51.62	1:51.71	1:52.33	1:52.83	
28	Robert FAGG										
	Lap	1	2	3	4	5	6	7	8	9	10
	1	1:53.81	1:52.53	1:51.58	1:49.87	1:49.98	1:52.24	1:49.74	1:49.82	1:49.57	
36	Ryan POLLEY										
	Lap	1	2	3	4	5	6	7	8	9	10
	1	1:53.99	1:51.09	1:49.67	1:48.70	1:48.65	1:48.83	1:49.05	1:50.93	1:50.17	
45	Alistair CAMP										
	Lap	1	2	3	4	5	6	7	8	9	10
	1	1:48.99	1:42.90	1:42.94	1:42.96	1:43.50	1:43.36	1:43.02	1:43.33	1:45.82	
46	Tom BELL										
	Lap	1	2	3	4	5	6	7	8	9	10
	1	1:48.03	1:42.67	1:42.08	1:42.11	1:42.20	1:43.26	1:42.87	1:42.94	1:43.75	
47	David HANCOX										
	Lap	1	2	3	4	5	6	7	8	9	10
	1	1:57.84	1:53.80	1:55.73	1:55.82	2:01.25	1:53.73	1:54.76	1:56.97		
50	Phil LAW										
	Lap	1	2	3	4	5	6	7	8	9	10
	1	1:52.93	1:52.26	1:52.20	1:48.12	1:48.54	1:48.37	1:48.67	1:50.81	1:50.49	
53	Andrew TSANG										
	Lap	1	2	3	4	5	6	7	8	9	10
	1	1:51.24	1:46.16	1:46.49	1:46.19	1:46.02	1:46.55	1:46.29	1:47.42	1:45.79	
61	Will ASHMORE										
	Lap	1	2	3	4	5	6	7	8	9	10
	1	1:48.34	1:43.28	1:43.03	1:43.41	1:44.67	1:42.97	1:43.18	1:43.06	1:42.99	

63	Ian WILLIAMSON									
Lap	1	2	3	4	5	6	7	8	9	10
1	1:57.23	1:52.78	1:51.85	1:51.76	1:51.44	1:51.63	1:51.46	1:52.19	1:52.75	
67	Adam READ									
Lap	1	2	3	4	5	6	7	8	9	10
1	1:56.98	1:49.93	1:49.80	1:50.68	1:52.55	1:49.63	1:49.89	1:50.94	1:49.44	
70	William HUNT									
Lap	1	2	3	4	5	6	7	8	9	10
1	1:54.17	1:51.29	1:50.90	1:50.02	1:50.43	1:52.51	1:51.51	1:50.93	1:50.92	
77	Kelly WILLIAMS									
Lap	1	2	3	4	5	6	7	8	9	10
1	1:55.54	1:49.17	1:49.98	1:50.59	1:51.14	1:49.99	1:50.61	1:50.25	1:50.01	
88	Mark TSANG									
Lap	1	2	3	4	5	6	7	8	9	10
1	1:56.95	1:50.21	1:49.57	1:50.86	1:51.41	1:49.65	1:49.91	1:50.40	1:52.36	
94	Mac Dr Evil McCARTHY									
Lap	1	2	3	4	5	6	7	8	9	10
1	1:54.58	1:50.01	1:50.16	1:51.16	1:49.94	1:50.84	1:50.94	1:50.78	1:50.63	
96	Matthew HOWARTH									
Lap	1	2	3	4	5	6	7	8	9	10
1	1:52.10	1:45.76	1:45.83	1:46.60	1:45.12	1:45.10	1:44.96	1:44.65	1:44.95	
107	Dan COLLETT									
Lap	1	2	3	4	5	6	7	8	9	10
1	1:59.96	1:59.88	1:57.38	2:00.95	1:57.58	1:55.98	1:55.41	1:58.60		